

INFLUENCE-GUIDED DIFFUSION FOR DATASET DISTILLATION

Anonymous authors

Paper under double-blind review

ABSTRACT

Dataset distillation aims to streamline the training process by creating a compact yet effective dataset for a much larger original dataset. However, existing methods often struggle with distilling large, high-resolution datasets due to prohibitive resource costs and limited performance, primarily stemming from sample-wise optimizations in the pixel space. Motivated by the remarkable capabilities of diffusion generative models in learning target dataset distributions and controllably sampling high-quality data tailored to user needs, we propose framing dataset distillation as a controlled diffusion generation task aimed at generating data specifically tailored for effective training purposes. By establishing a correlation between the overarching objective of dataset distillation and the trajectory influence function, we introduce the Influence-Guided Diffusion (IGD) sampling framework to generate training-effective data without the need to retrain diffusion models. An efficient guided function is designed by leveraging the trajectory influence function as an indicator to steer diffusions to produce data with influence promotion and diversity enhancement. Extensive experiments show that the training performance of distilled datasets generated by diffusions can be significantly improved by integrating with our IGD method and achieving state-of-the-art performance in distilling ImageNet datasets. Particularly, an exceptional result is achieved on the ImageNet-1K, reaching 60.3% at IPC=50.

1 INTRODUCTION

The escalating need for extensive data in cutting-edge deep learning is evident across various domains of computer vision (Dosovitskiy et al., 2021; Radford et al., 2021) and natural language processing (Brown et al., 2020; Gu & Dao, 2023). Dataset distillation consequently gained significant attention due to its ability to balance the conflict demands of maintaining training effectiveness while overwhelming resource overhead. This method involves crafting a compact yet effective surrogate dataset for a large-scale original dataset. The surrogate is optimized to retain essential information from the cumbersome original, enabling models trained on it to achieve performance comparable to those trained on the complete one.

Early dataset distillation methods have made significant strides in distillation efficacy through various insightful paradigms (Zhao et al., 2021; Kim et al., 2022; Zhao & Bilen, 2021b; Wang et al., 2022a; Nguyen et al., 2021; Zhou et al., 2022; Cazenavette et al., 2022; Du et al., 2023; Cui et al., 2023). However, their success is mainly limited to distilling small datasets like CIFAR (Krizhevsky & Hinton, 2009) or downscaled ImageNet (Russakovsky et al., 2015) with low resolution. Extending these methods to higher-resolution datasets (e.g., $\geq 128 \times 128$) is hindered by treating data as a entity and refining it at the pixel level. This escalates time and computational costs with data dimensionality and preset compression ratios, typically indicated by Images Per Class (IPC). Moreover, prioritizing pixel-level optimization overlooks distributional shifts from the original dataset. Yet, at higher resolutions, synthetic data retains ineffective high-frequency patterns, leading to performance degradation (Cazenavette et al., 2023).

Recognizing the robust capability to capture intricate data distributions, a recent approach (Gu et al., 2024) integrates diffusion models to tackle the high-resolution challenges faced by previous pixel-oriented methods, achieving cutting-edge performance. This technique entails fine-tuning a latent diffusion model through a minimax criterion, yielding distilled datasets that harmonize

representativeness and diversity for better alignment with the authentic data distribution. However, research on core-set selection techniques (Killamsetty et al., 2021a;b; Iyer et al., 2021) indicates that even data sampled directly from the authentic distribution can contribute unevenly to model training. Concerns remain about the effectiveness of the proposed objective in generating distilled datasets that are optimally tailored for highly effective training.

In this work, we introduce a new paradigm of using diffusion models in the task of dataset distillation, termed the **Influence-Guided Diffusion (IGD)** sampling method. This method is conceptually tailored to directly guide diffusion models in generating data under a generalized training-effective condition, without requiring to retrain diffusion models. We highlight the challenges inherent in achieving this target, particularly due to the abstract nature of the tailored condition, in contrast to existing controlled diffusion generation tasks that involve explicit content specifications (Rombach et al., 2022; Ho & Salimans, 2022). To address this challenge, we first establish a correlation between the overarching objective of dataset distillation and the trajectory influence function (Pruthi et al., 2020), which approximates the impact of training on given data in terms of test loss variation. Building on this connection, we develop diversity-constraint and influence-based guidance as indicators to steer the diffusion models towards generating data with influence promotion and diversity enhancement, as illustrated in Figure 5. As evidenced by Figure 1, integrating IGD significantly enhances the performance of the vanilla Diffusion Transformer (DiT), outperforming results obtained through the fine-tuning method Minimax. Moreover, IGD complements Minimax to achieve even better results, with a simultaneous increase in influence¹.

In summary, our contributions are as follows:

- We propose a new scheme for dataset distillation by framing the task as a guided-diffusion generation problem.
- We establish a novel diffusion sampling framework that pioneers the integration of the influence function as a guidance for the controlled diffusion generation, with the aim of achieving generalized training-enhancing objectives.
- Experimental results illustrate that our method significantly improves the performance of diffusion models across different architectures on two ImageNet subsets. Furthermore, a state-of-the-art result is achieved on the ImageNet-1K, reaching 60.3% at IPC=50.

2 PRELIMINARIES

2.1 BACKGROUND ON DATASET DISTILLATION

We refer to the target dataset as $\mathcal{T} = \{(\mathbf{x}_i, \mathbf{y}_i)\}_{i=1}^{|\mathcal{T}|}$. Each sample \mathbf{x}_i is drawn i.i.d. from a natural distribution $q(\mathbf{x})$, where $\mathbf{x}_i \in \mathbb{R}^d$ and $\mathbf{y}_i \in \mathcal{Y} = \{1, 2, \dots, C\}$ refers to the ground-truth label. Dataset Distillation (DD) aims to condense this large labelled dataset \mathcal{T} into a smaller synthetic dataset $\mathcal{S} = \{(\mathbf{u}_i, \mathbf{y}_i)\}_{i=1}^{|\mathcal{S}|}$, with $\mathbf{u}_i \in \mathbb{R}^d$ and $\mathbf{y}_i \in \mathcal{Y}$, such that $|\mathcal{S}| \ll |\mathcal{T}|$. The reduced dataset \mathcal{S} is optimized to retain essential information from \mathcal{T} to ensure that any model initialized with parameters θ_0 can be optimized to minimize the validation loss on the target dataset \mathcal{T} :

$$\min_{\mathcal{S}} \frac{1}{|\mathcal{T}|} \sum_{i=1}^{|\mathcal{T}|} [\ell(\mathbf{x}_i, \mathbf{y}_i; \theta_*^{\mathcal{S}}) - \ell(\mathbf{x}_i, \mathbf{y}_i; \theta_0)] \quad s.t. \theta_*^{\mathcal{S}} = Alg(\mathcal{S}, \theta_0). \quad (1)$$

Here, $Alg(\mathcal{S}, \theta_0) = \arg \min_{\theta} \mathbb{E}_{(\mathbf{u}_i, \mathbf{y}_i) \in \mathcal{S}} [\ell(\mathbf{u}_i, \mathbf{y}_i; \theta)]$ represents the training algorithm that optimizes the initialized parameters θ_0 over the synthetic data \mathcal{S} , and $\ell(\mathbf{x}, \mathbf{y}; \theta)$ denotes the prediction

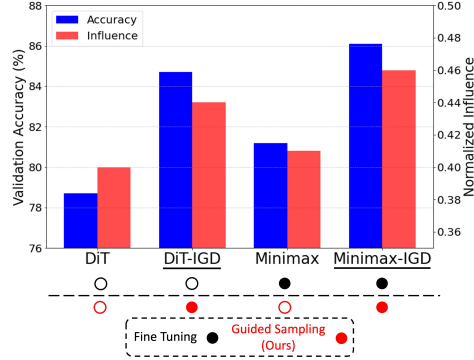


Figure 1: Enhanced cross-architecture performance with average influence by integrating IGD in distilling ImageNette with IPC=100.

¹Influence is calculated as the complement of normalized influence-guided loss defined in Section 3.2

108 loss of a model with parameters θ on a data pair (x, y) . To prevent unexpected distributional shift,
 109 we propose to frame DD as *learning a conditional distribution of the authentic distribution*, e.g.,
 110 $p(x|Condition)$, to sample near-real data under the generalized training-effective conditions.
 111

112 2.2 GUIDED DIFFUSION GENERATION

113
 114 Given samples from the data distribution $q(x)$, diffusion models are capable of learning a parameter-
 115 ized distribution $p_\phi(x)$ that approximates $q(x)$ and is easy to sample from it (Song et al., 2020b). On
 116 a high level, this is implemented through a forward noising process and a reverse denoising process.
 117 Concretely, the forward process gradually adds Gaussian noise $\epsilon \sim \mathcal{N}(0, I)$ of different magnitudes
 118 to clean data point z_0 : $z_t = \sqrt{\alpha_t}z_0 + \sqrt{1 - \alpha_t}\epsilon$, where α_t controls the noise scale at step t . A
 119 diffusion model is a denoising function that learns by minimizing the dissimilarity, e.g., mean squared
 120 error, between the predicted noise $\epsilon_\phi(z_t, t, c)$ and ϵ , where c is a conditional input such as labels. The
 121 reverse process generates denoised samples by sampling from $p_\phi(z_{t-1}|z_t, z_0)$, which is generally
 122 parameterized as a Gaussian distribution and varies across studies in its approximation (Ho et al.,
 123 2020). For instance, Denoising Diffusion Implicit Model (DDIM) (Song et al., 2020a) first predicts
 124 the clean data point $\hat{z}_{0|t}$ based on z_t as:

$$125 \hat{z}_{0|t} = \frac{1}{\sqrt{\alpha_t}}(z_t - \sqrt{1 - \alpha_t}\epsilon_\phi(z_t, t, c)). \quad (2)$$

126
 127 z_{t-1} is then sampled from $\mathcal{N}\left(\sqrt{\alpha_{t-1}}\hat{z}_{0|t} + \sqrt{1 - \alpha_{t-1} - \sigma_t^2}\epsilon_\phi(z_t, t, c), \sigma_t^2 I\right)$, where σ_t is the
 128 predefined noise factor. For notation simplicity, we abstract this process as: $z_{t-1} = s(z_t, t, \epsilon_\phi)$.
 129 In this work, we adopt the widely utilized *latent diffusion* (Peebles & Xie, 2023) as the backbone.
 130 Here, an encoder is employed to transform images to latent codes $z = E(x)$ and a decoder $D(\cdot)$
 131 reconstructs latent codes back to the image space to obtain the distilled dataset $\mathcal{S} = \{(D(z_i), y_i)\}_{i=1}^{|\mathcal{S}|}$.
 132

133 Diffusion models typically employ conditioning to tailor outputs to specific user inputs, such as labels
 134 or text prompts. However, our purpose diverges from explicit content specifications, focusing instead
 135 on more abstract requirements. We aim to guide the diffusion model to identify conditional distribu-
 136 tions within the learned distribution and selectively sample data to optimize training effectiveness. To
 137 this end, we employ a more adaptable method of controlling model outputs through *guided-diffusion*
 138 *generation* (Bansal et al., 2023; Yu et al., 2023; Gopalakrishnan Nair et al., 2023). These methods are
 139 largely inspired by the energy-based model (EBM) used for formulating score-based diffusions (Song
 140 et al., 2020b; 2021). Intuitively, any metric function $f_C(\cdot)$ that subtly measures the compatibility of
 141 the noisy sample z_t to the condition C is valid for providing steering guidance. By this means, the
 142 sampling step can generally be implemented as:

$$143 z_{t-1} = s(z_t, t, \epsilon_\phi) - \rho_t \nabla_{z_t} f_C(z_t), \quad (3)$$

144 where ρ_t is defined to align with the denoising scale of the current $\epsilon_\phi(z_t, t)$. By introducing
 145 a meticulously designed guided function that effectively measures the impact of data on training
 146 efficacy (e.g., as depicted by validation loss), this implementation seamlessly aligns with our objective
 147 of framing dataset distillation as sampling data from a desirable conditional distribution.
 148

149 3 METHOD

150 3.1 ESTIMATING DATA INFLUENCE AS DIFFUSION CONDITIONAL GUIDANCE

151
 152 We identify influence function (Koh & Liang, 2017) as insightful parallel research that can quantify
 153 the impact of specific training data on model validation loss. This is highly relevant to the design of
 154 metric functions used for steering guidance in diffusion models under our training-effective condition.
 155 Leveraging the Fundamental Theorem of Calculus, Pruthi et al. (2020) introduced trajectory influence
 156 to estimate the cumulative influence of a training data pair (x, y) on validation data pair (x', y') .
 157 This method integrates the stepwise changes in the loss of the validation data throughout the training
 158 process. In our case, employing Stochastic Gradient Descent (SGD) as the training algorithm Alg ,
 159 the model update can be expressed as $\theta_{t+1} - \theta_t = -\eta_t \nabla_{\theta} \ell(x, y; \theta_t)$, where η_t represents the
 160 learning rate at timestep t . Utilizing the first-order Taylor expansion, the loss change of (x', y') at
 161

each timestep can be approximated by:

$$\begin{aligned} \ell(\mathbf{x}', \mathbf{y}'; \boldsymbol{\theta}_{t+1}) - \ell(\mathbf{x}', \mathbf{y}'; \boldsymbol{\theta}_t) &\approx \nabla_{\boldsymbol{\theta}} \ell(\mathbf{x}', \mathbf{y}'; \boldsymbol{\theta}_t) \cdot (\boldsymbol{\theta}_{t+1} - \boldsymbol{\theta}_t) \\ &= -\eta_t \nabla_{\boldsymbol{\theta}} \ell(\mathbf{x}', \mathbf{y}'; \boldsymbol{\theta}_t) \cdot \nabla_{\boldsymbol{\theta}} \ell(\mathbf{x}, \mathbf{y}; \boldsymbol{\theta}_t). \end{aligned} \quad (4)$$

The overall influence of (\mathbf{x}, \mathbf{y}) on $(\mathbf{x}', \mathbf{y}')$ throughout the training trajectory is quantified by aggregating these stepwise changes across epochs:

$$\mathcal{I}(\mathbf{x}, \mathbf{x}') = \sum_{e=0}^E \bar{\eta}_e \nabla_{\boldsymbol{\theta}} \ell(\mathbf{x}', \mathbf{y}'; \boldsymbol{\theta}_e) \cdot \nabla_{\boldsymbol{\theta}} \ell(\mathbf{x}, \mathbf{y}; \boldsymbol{\theta}_e) \propto \ell(\mathbf{x}', \mathbf{y}'; \boldsymbol{\theta}_0) - \ell(\mathbf{x}', \mathbf{y}'; \boldsymbol{\theta}_E), \quad (5)$$

where $\bar{\eta}_e$ denotes the learning rate of the e -th epoch, for a total of E epochs. By substituting the validation data $(\mathbf{x}', \mathbf{y}')$ as the real data in the original dataset, this formulation is an effective approximation to the general objective of dataset distillation defined in Equation (1). Based on this insight, we define the objective of the guidance for a latent code z given a certain class c as:

$$\max_z \frac{1}{|\mathcal{T}_c|} \sum_{i=1}^{|\mathcal{T}_c|} \mathcal{I}(D(z), \mathbf{x}_i) = \max_z \sum_{e=0}^E \bar{\eta}_e \bar{\nabla}_{\boldsymbol{\theta}} \ell_c(\mathcal{X}_c; \boldsymbol{\theta}_e^S) \cdot \nabla_{\boldsymbol{\theta}} \ell_c(D(z); \boldsymbol{\theta}_e^S), \quad (6)$$

where $\bar{\nabla}_{\boldsymbol{\theta}} \ell_c(\mathcal{X}_c; \boldsymbol{\theta}_e^S) = \frac{1}{|\mathcal{T}_c|} \sum_{i=1}^{|\mathcal{T}_c|} \nabla_{\boldsymbol{\theta}} \ell(\mathbf{x}_i, c; \boldsymbol{\theta}_e^S)$ based on the Fubini's Theorem and \mathcal{T}_c is the subset of the given class c , $\boldsymbol{\theta}_e^S$ represents a checkpoint obtained on the decoded data. Intuitively, this objective can be optimized if models trained on synthetic data obtain trajectories equivalent to those trained on \mathcal{T}_c , thereby maximizing the validation loss drop. This essentially shares a similar purpose with the Gradient-Matching (GM) scheme (Zhao et al., 2021; Zhao & Bilen, 2021a). However, we identify three primary issues with directly adapting this formulation as the metric function for guided diffusion in dataset distillation: (1) prohibitive cost: the necessity of model retraining at each diffusion sampling step is computationally burdensome; (2) accumulated error: akin to the limitations of the GM method, the gap between trajectories inevitably accumulates during training on synthetic data, leading to ineffective matching and consequently degraded performance (Cazenavette et al., 2022); (3) information redundancy: the relatively poor diversity of diffusion-generated data limits its effectiveness for dataset distillation (Du et al., 2023), and matching with the averaged real gradients, as shown in Equation (6), may further exacerbate this issue.

In the following section, we tackle these challenges by developing diversity-constrained guided functions and detailing our **Influence-Guided Diffusion (IGD)** sampling framework.

3.2 EFFICIENT INFLUENCE-GUIDED DIFFUSION SAMPLING WITH DIVERSITY CONSTRAINT

Denote $\boldsymbol{\theta}_e^{\mathcal{T}_c} = \boldsymbol{\theta}_{e-1}^{\mathcal{T}_c} - \bar{\eta}_{e-1} \bar{\nabla}_{\boldsymbol{\theta}} \ell_c(\mathcal{X}_c; \boldsymbol{\theta}_{e-1}^{\mathcal{T}_c})$ as checkpoints trained on the real subset \mathcal{T}_c with SGD and the same learning rate schedule as on the synthetic data. Replacing the checkpoints $\boldsymbol{\theta}_e^S$ with $\boldsymbol{\theta}_e^{\mathcal{T}_c}$ in Equation (6) is an optimizably equivalent target. This equivalence holds because these two targets converge to the same optimal solution when z can provide the same training dynamics as \mathcal{T}_c , i.e., $\bar{\nabla}_{\boldsymbol{\theta}} \ell_c(\mathcal{X}_c; \boldsymbol{\theta}_e^{\mathcal{T}_c}) = \nabla_{\boldsymbol{\theta}} \ell_c(D(z); \boldsymbol{\theta}_e^{\mathcal{T}_c}) \forall e \in [0, E]$. Building on this insight, in practical implementation, we extend this usage to the checkpoints $\boldsymbol{\theta}_e^{\mathcal{T}}$ obtained through standard mini-batch updates over the entire dataset \mathcal{T} . This adjustment mitigates the mismatch caused by the discrepancy between synthetic and real trajectories (Kim et al., 2022), while also eliminating the time cost associated with retraining models on \mathcal{S} at each sampling step. Additionally, we use cosine similarity instead of the dot product to stabilize the magnitude of the guidance signal provided by the influence function. These modifications yield the influence guided loss function as:

$$\mathcal{G}_I(z) = \frac{1}{|E|} \sum_{e=1}^E \bar{\eta}_e \left(1 - \frac{\bar{\nabla}_{\boldsymbol{\theta}} \ell_c(\mathcal{X}_c; \boldsymbol{\theta}_e^{\mathcal{T}}) \cdot \nabla_{\boldsymbol{\theta}} \ell_c(D(z); \boldsymbol{\theta}_e^{\mathcal{T}})}{\|\bar{\nabla}_{\boldsymbol{\theta}} \ell_c(\mathcal{X}_c; \boldsymbol{\theta}_e^{\mathcal{T}})\| \|\nabla_{\boldsymbol{\theta}} \ell_c(D(z); \boldsymbol{\theta}_e^{\mathcal{T}})\|} \right). \quad (7)$$

Directly computing the influence over an intermediate noisy z_t is undesirable, as the checkpoints $\boldsymbol{\theta}_e^{\mathcal{T}}$ are trained on clean data and do not adapt to provide meaningful guidance as a metric function when the input is noisy (Ho & Salimans, 2022). To mitigate this issue, we utilize the *predicted* clean data $\hat{z}_{0|t}$ of the current z_t , based on Equation (2) as defined by DDIM, as an approximation of the real z_0 . Subsequently, we compute the influence guidance $\mathcal{G}_I(\hat{z}_{0|t})$ on the predicted clean data and derive the guided gradient $\nabla_{z_t} \mathcal{G}_I((z_t - \sqrt{1 - \alpha_t} \epsilon_{\phi}(z_t, t)) / \sqrt{\alpha_t})$ through backpropagation.

Algorithm 1: Influence-Guided Diffusion Sampling

```

216 Algorithm 1: Influence-Guided Diffusion Sampling
217
218 1 Parameters: Class  $c$ , influence factor  $\rho_t$ , deviation factor  $\gamma_t$ , scales  $\{\alpha_t\}_{t=1}^T$ , guided range  $A, B$ 
219 2 Required: Pre-trained diffusion model  $\epsilon_\phi$ , list of retained checkpoints  $\mathcal{R}$ , list of averaged
220   gradients  $G_c$ , generated data memory  $\mathcal{M}_c$ , decoder model  $D$ 
221 3 Initialize: Sample initial random noise  $z_T \sim \mathcal{N}(0, I)$ ;
222 4 for  $t = T$  to 1 do
223   5   Obtain the denoised signal  $\epsilon_\phi(z_t, t, c)$  from the diffusion model;
224   6   if  $t$  in  $[A, B]$  then
225     7     Calculate the influence metric  $\mathcal{G}_I(\hat{z}_{0|t})$  as Equation (7) with  $\mathcal{R}$  and  $G_c$ ;
226     8     Calculate the deviation metric  $\mathcal{G}_D(z_t)$  as Equation (8) with  $\mathcal{M}_c$ ;
227     9     Implement guided sampling  $z_{t-1} = s(z_t, t, \epsilon_\phi) - \rho_t \nabla_{z_t} \mathcal{G}_I(\hat{z}_{0|t}) - \gamma_t \nabla_{z_t} \mathcal{G}_D(z_t)$ ;
228   10  else
229     11  Implement vanilla sampling  $z_{t-1} = s(z_t, t, \epsilon_\phi)$ ;
230 12 return Decoded synthetic image  $D(z_0)$ ;

```

To ensure diversity and avoid excessive redundancy in the surrogate dataset’s training signals, we propose adding a constraint to the generation objective. This constraint ensures that the similarity between generated data within a certain class does not exceed a specified threshold: $\text{sim}(z_i, z_j) \leq \delta$, $\forall z_i, z_j \in \mathcal{Z}_c$, where $z_i \neq z_j$. In practice, we incorporate this constraint using a Lagrangian multiplier and propose a deviation guidance function to optimize it in each guided sampling step:

$$\mathcal{G}_D(z) = \frac{z \cdot \tilde{z}^*}{\|z\| \|\tilde{z}^*\|} \quad \text{subject to} \quad \tilde{z}^* = \arg \max_{\tilde{z} \in \mathcal{M}^c} \frac{z \cdot \tilde{z}}{\|z\| \|\tilde{z}\|}, \quad (8)$$

where \mathcal{M}^c represents the set of all previously generated data for a certain class c .

Ultimately, we utilize the influence guidance of $\mathcal{G}_I(\hat{z}_{0|t})$ alongside the deviation guidance of $\mathcal{G}_D(z_t)$, reformulating the guided sampling step as:

$$z_{t-1} = s(z_t, t, \epsilon_\phi) - \rho_t \nabla_{z_t} \mathcal{G}_I(\hat{z}_{0|t}) - \gamma_t \nabla_{z_t} \mathcal{G}_D(z_t), \quad \text{where } \rho_t = k \cdot \sqrt{1 - \alpha_t} \frac{\|\epsilon_\phi(z_t, t, c)\|}{\|\nabla_{z_t} \mathcal{G}_I(\hat{z}_{0|t})\|} \quad (9)$$

is the scale factor designed to adaptively adjust the magnitude of the influence guidance alongside the dynamics of the denoised signal ϵ_ϕ , and γ_t is empirically preset for the deviation guidance. Furthermore, we introduce two practical techniques that are essential for enhancing both the efficiency and efficacy of the proposed IGD framework.

Choosing representative checkpoints via gradient similarity. For efficiency, trajectory influence initially suggests saving checkpoints at regular intervals to compute step-wise influence. However, given the non-linear nature of training dynamics, evenly spaced checkpoints may scatter attention to critical stages. To efficiently calculate the influence guidance, we propose a simple yet effective filtering algorithm. We store θ_0^T as the first checkpoint in a list \mathcal{R} and compute its averaged gradient $\mathbb{E}_c[\nabla_{\theta} \ell_c(\mathcal{X}_c; \theta_0^T)]$ as the initial reference. For each subsequent checkpoint, we compute the averaged gradient and calculate its cosine similarity with the reference. If the similarity is below a given threshold, we store the current checkpoint and update its averaged gradient as the new reference. This process traverses all epochs, and only the retained checkpoints in \mathcal{R} are used by influence guidance.

Mitigating overfitting and reducing runtime by early-stage Guidance. Guided diffusion tasks face a trade-off between generation quality and the impact of guidance (Lugmayr et al., 2022; Bansal et al., 2023). In our problem, we observe that samples generated with a large preset k in ρ_t achieve significant influence loss reduction but also exhibit noticeable abnormalities and degraded performance. Detailed evaluations are provided in Section 4.4. Empirical observations in diffusion generation demonstrate that most semantic content is generated during the early-to-mid stages of sampling (Yu et al., 2023). We adopt guided sampling only in these partial steps, allowing vanilla sampling to refine details in the remaining steps. For example, in DDIM with 50 sampling steps, guided sampling is applied only when t is in $[30, 45]$. This approach allows data generated with strong guidance to maintain comparable influence without noticeable abnormalities or performance degradation. Consequently, this also reduces the runtime associated with guidance calculation.

Table 1: **ImageNette & ImageWoof**: Performance comparison with state-of-the-art pixel-level distillation methods, pretrained DiT and Minimax-tuned DiT models with vanilla generation. DiT-IGD and Minimax-IGD denote utilizing our proposed IGD sampling framework for generation.

Dataset	Model	IPC	Random	DM	IDC-1	DiT	DiT-IGD	Minimax	Minimax-IGD	Full
Nette	ConvNet-6	10	46.0±0.5	49.8±1.1	48.2±1.2	56.2±1.3	61.9±1.9	58.2±0.9	58.8±1.0	94.3±0.5
		50	71.8±1.2	70.3±0.8	72.4±0.7	74.1±0.6	80.9±0.9	76.9±0.9	82.3±0.8	
		100	79.9±0.8	78.5±0.8	80.6±1.1	78.2±0.3	84.5±0.7	81.1±0.3	86.3±0.8	
	ResNetAP-10	10	54.2±1.2	60.2±0.7	60.4±0.6	62.8±0.8	66.5±1.1	63.2±1.0	63.5±1.1	94.6±0.5
		50	77.3±1.0	76.7±1.0	77.4±0.7	76.9±0.5	81.0±1.2	78.2±0.7	82.3±1.1	
		100	81.1±0.6	80.9±0.7	81.5±1.2	80.1±1.1	85.2±0.5	81.3±0.9	86.1±0.9	
	ResNet-18	10	55.8±1.0	60.9±0.7	61.0±0.8	62.5±0.9	67.7±0.3	64.9±0.6	66.2±1.2	95.3±0.6
		50	75.8±1.1	75.0±1.0	77.8±0.7	75.2±0.9	81.0±0.7	78.1±0.6	82.0±0.3	
		100	82.0±0.4	81.5±0.4	81.7±0.8	77.8±0.6	84.4±0.8	81.3±0.7	86.0±0.6	
Woof	ConvNet-6	10	25.2±1.1	27.6±1.2	34.1±0.8	32.3±0.8	35.0±0.8	33.5±1.4	36.2±1.6	85.9±0.4
		50	41.9±1.4	43.8±1.1	42.6±0.9	48.5±1.3	54.2±0.7	50.7±1.8	55.7±0.8	
		100	52.3±1.5	50.1±0.9	51.0±1.1	54.2±1.5	61.1±1.0	57.1±1.9	63.0±1.8	
	ResNetAP-10	10	31.6±0.8	29.8±1.0	38.5±0.7	39.0±0.9	41.0±0.8	39.6±1.2	43.3±0.3	87.2±0.6
		50	50.1±1.6	47.8±1.2	49.3±0.9	55.8±1.1	62.7±1.2	59.8±0.8	65.0±0.8	
		100	59.2±0.9	59.8±1.3	56.4±0.5	62.5±0.9	69.7±0.9	66.8±1.2	71.5±0.8	
	ResNet-18	10	30.9±1.3	30.2±0.6	36.7±0.8	40.6±0.6	44.8±0.8	42.2±1.2	47.2±1.6	89.0±0.6
		50	54.0±0.8	53.9±0.7	54.5±1.0	57.4±0.7	62.0±1.1	60.5±0.5	65.4±1.8	
		100	63.6±0.5	64.9±0.7	57.7±0.8	62.3±0.5	70.6±1.8	67.4±0.7	72.1±0.9	

Algorithm 1 outlines the detailed process of our influence-guided diffusion sampling framework for generating each synthetic image. Before constructing the surrogate dataset, we first obtain checkpoints $\{\theta_e^T\}_{e=1}^E$ trained on \mathcal{T} and apply the proposed filtering algorithm to retain representative checkpoints in the list \mathcal{R} . Before initiating generation for a specific class c , we calculate the averaged gradient $\bar{\nabla}_{\theta} \ell_c(\mathcal{X}_c; \theta_e^T)$ across each retained checkpoint and store them in a list G_c . Subsequently, we execute the algorithm, storing the generated images in memory \mathcal{M}_c until the desired number of images reaches the preset target IPC (images per class).

4 EXPERIMENTS

4.1 EXPERIMENTAL SETUP

Datasets. As our primary interest lies in large-scale, high-resolution distillation tasks, we assess the performance of our method on the complete ImageNet-1K dataset (224×224) (Russakovsky et al., 2015). To provide comparable evaluations across varying task difficulties, we conduct comprehensive experiments on two representative subsets, ImageNette and ImageWoof (Howard, 2019). ImageNette, consisting of 10 classes with less similarity and therefore easier to distinguish between, contrasts with ImageWoof, a challenging subset containing 10 classes of dog breeds.

Baselines and evaluation metric. We compare our method with several state-of-the-art dataset distillation methods including DM (Zhao & Bilen, 2021b), IDC-1 (Kim et al., 2022), SRE²L (Yin et al., 2024), G-VBSM (Shao et al., 2023), and RDED (Sun et al., 2024). Additionally, we regard pretrained DiT (Peebles & Xie, 2023) as a notable baseline because it achieves performance comparable to state-of-the-art methods even without tailored optimizations for dataset distillation. Furthermore, we include Minimax (Gu et al., 2024), a recent work refined DiT specifically for dataset distillation through a fine-tuning scheme, as a perpendicular baseline. Test architectures include ConvNet-6, ResNet-10 (He et al., 2016) with Average Pooling, ResNet-18, ResNet-101, MoblieNet-V2 (Sandler et al., 2018), EfficientNet-B0 (Tan, 2019) and Swin Transformer (Liu et al., 2021). The top-1 test accuracies of models trained on distilled datasets with different IPC (Image Per Class) are reported.

Implementation detail. For a fair comparison, we follow the official implementation of Minimax, utilizing a latent DiT model from Pytorch’s official repository and an open-source VAE model from Stable Diffusion. DDIM (Song et al., 2020a) with 50 denoised steps is used as the vanilla sampling method for generation. For each test dataset, we train a 6-layer ConvNet (ConvNet-6) for 50 epochs with the learning rate 1×10^{-2} to collect the surrogate checkpoints used in Equation (7). The similarity threshold for choosing representative checkpoints is set as 0.7. The detailed setup of hyperparameters k and γ_t for each datasets is discussed in Appendix A.10. All the experimental results of our method can be obtained on a single RTX 4090 GPU.

Table 2: **ImageNet-1K**: Performance comparison over ResNet-18 with state-of-the-art dataset distillation methods, pretrained DiT and Minimax-tuned DiT models with vanilla DDIM generation.

Dataset	IPC	SRe ² L	G-VBSM	RDED	DiT	DiT-IGD	Minimax	Minimax-IGD
ImageNet-1K	10	21.3±0.6	31.4±0.5	42.0±0.1	39.6±0.4	45.5±0.5	44.3±0.5	46.2±0.6
	50	46.8±0.2	51.8±0.4	56.5±0.1	52.9±0.6	59.8±0.3	58.6±0.3	60.3±0.4

Table 3: **ImageNet-1K**: Cross-architecture generalization performance comparison.

	ResNet101		MobileNet-V2		EfficientNet-B0		Swin Transformer	
	IPC10	IPC50	IPC10	IPC50	IPC10	IPC50	IPC10	IPC50
RDED	48.3±1.0	61.2±0.4	40.4±0.1	53.3±0.2	31.0±0.1	58.5±0.4	42.3±0.6	53.2±0.8
DiT-IGD	52.6±1.2	66.2±0.2	39.2±0.2	57.8±0.2	47.7±0.1	62.0±0.1	44.1±0.6	58.6±0.5
Minimax-IGD	53.4±0.9	66.8±0.2	39.7±0.4	58.5±0.3	48.5±0.1	62.7±0.2	44.8±0.8	58.2±0.5

4.2 COMPARISON WITH STATE-OF-THE-ART METHODS

Evaluation on Woof & Nette. As a training-free sampling framework, our IGD method can be incorporated into the pretrained DiT and Minimax-tuned DiT during the generation process. We designate these two methods as **DiT-IGD** and **Minimax-IGD**, respectively. As depicted in Table 1, our IGD-based methods demonstrate a significant improvement over the original backbone methods, and achieve state-of-the-art performance across both Woof and Nette datasets in all IPC settings. These enhancements are consistently observed across all evaluations conducted on the three tested architectures, highlighting a robust cross-architecture generalization ability. Particularly for $IPC \geq 50$, DiT-IGD notably enhances the performance of DiT by 5.8% on Nette and by 6.6% on Woof, on average. Comparing with Minimax, Minimax-IGD averagely provides a 4.7% boost on Nette and a 5.1% boost on Woof. Moreover, we observed that DiT-IGD outperforms Minimax in most evaluations. Especially for the easier dataset Nette, despite the class distinctions facilitating knowledge condensation, Minimax only shows a marginal average improvement of 2.5% over DiT at $IPC=100$. In contrast, DiT-IGD achieves an average boost of 6.1%. Compared to diffusion-based methods, the pixel-level optimization methods DM and IDC-1 achieve moderate performance gains over random original images at $IPC=10$. However, as the IPC increases, the performance gain drastically diminishes or even becomes negative.

Evaluation on ImageNet-1K. Recent approaches proposed for efficiently distilling ImageNet-1K data rely on using well-trained models to provide synthetic images with soft labels to acquire richer information. Following the evaluation protocol of the RDED, we employ a ResNet-18 model, trained on the original dataset, to generate soft labels for synthetic images. The performances shown in Table 2 are evaluated over the same ResNet-18 architecture. The results demonstrate consistent improvements in integrating our IGD method over the DiT and Minimax methods. In particular, DiT-IGD demonstrates significant improvement to raw DiT, with enhancements of 5.9% at $IPC=10$ and 6.9% at $IPC=50$. This also positions our Minimax-IGD method at the forefront of this practical distillation task, surpassing the state-of-the-art image-based method RDED by 4.0%. In the **cross-architecture comparison** detailed in Table 3, synthetic datasets generated using our IGD methods generally outperform those created by RDED across four different unseen networks. Notably, our DiT-IGD and Minimax-IGD methods surpass RDED by an average margin of 4.6% and 5.0% at $IPC=50$, respectively. These remarkable performance improvements underline the promising potential of diffusion-based methods in the future of dataset distillation research.

4.3 CROSS-ARCHITECTURE ROBUSTNESS OF INFLUENCE GUIDANCE

In our IGD framework, influence guidance necessitates a surrogate model to be trained on the original dataset, collecting representative checkpoints for calculating guided loss. Here, we test the impact of influence guidance obtained over networks of different architectures, including ConvNet-6, ResNetAP-10, and ResNet18. We then train these networks on generated surrogate datasets from scratch and evaluate their cross-architecture performance. Table 4 demonstrates that datasets generated based on ConvNet-6 generally exhibit superior performance. In most cross-architecture evaluations involving ResNetAP-10 and ResNet-18, they even outperform datasets generated with

Table 4: Cross-architecture performance of DiT-IGD using different surrogate architectures to calculate influence guidance.

Dataset	Surrogate	ConvNet-6			ResNetAP-10			ResNet-18		
		IPC10	IPC50	IPC100	IPC10	IPC50	IPC100	IPC10	IPC50	IPC100
Nette	ConvNet-6	61.9±1.9	80.9±0.9	84.5±0.7	66.5±1.1	81.0±1.2	85.2±0.5	67.7±0.3	81.0±0.7	84.4±0.8
	ResNetAP-10	58.9±0.4	79.5±0.8	83.7±0.4	66.2±0.8	82.3±0.2	84.4±0.8	66.7±0.6	82.3±0.9	85.4±0.4
	ResNet18	62.2±0.3	78.5±0.9	80.1±0.3	63.3±1.6	79.5±0.8	82.1±0.5	63.1±0.3	80.3±0.7	83.3±1.4
Woof	ConvNet-6	35.0±0.8	54.2±0.7	61.1±1.0	41.0±0.8	62.7±1.2	69.7±0.9	44.8±0.8	62.0±1.1	70.6±1.8
	ResNetAP-10	33.8±1.0	53.5±0.3	60.0±0.4	39.6±0.4	61.5±0.8	68.8±0.5	43.6±0.5	65.5±0.7	69.3±0.4
	ResNet18	34.3±0.8	54.3±0.8	61.0±1.8	39.5±1.1	61.0±1.4	68.7±0.7	43.8±1.4	62.9±1.0	69.5±0.4

Table 5: The ablation study of proposed influence guidance \mathcal{G}_I and deviation guidance \mathcal{G}_D tested with ResNet-18 on ImageNette .

		DiT-IGD		Minimax-IGD	
\mathcal{G}_I	\mathcal{G}_D	IPC50	IPC100	IPC50	IPC100
\times	\times	75.2±0.9	77.8±0.6	78.1±0.6	81.3±0.7
\checkmark	\times	76.5±0.6	79.1±0.4	81.5±0.4	85.1±0.4
\times	\checkmark	78.2±0.4	80.7±0.7	78.5±0.2	82.8±0.3
\checkmark	\checkmark	81.0±0.7	84.4±0.8	82.0±0.3	86.0±0.6

Table 6: Comparison of checkpoint selection strategies for Minimax-IGD: the gradient-similarity-based method versus regular interval selection, on ImageNette with ResNet-18.

Threshold	# Checkpoints	Regular	Ours
0.65	3	79.5±0.6	80.4±0.7
0.70	4	79.8±1.1	82.0±0.3
0.75	6	80.5±0.4	81.4±0.5
0.80	10	81.1±0.5	80.8±0.3

the test architecture. Additionally, due to fewer model parameters compared to the other two, the computational time required for influence loss calculations is reduced. Based on these observations, we choose to utilize ConvNet-6 as the surrogate in our formal implementation. However, we also note that the performance gap between datasets generated with different architectures is not significant. Particularly, datasets generated with ResNetAP-10 notably outperform ConvNet-6 in several tests against ResNet-18. These results further validate the robustness and generalization ability of our proposed IGD sampling framework.

4.4 ABLATION STUDY AND ANALYSIS

Guidance component analysis. Table 5 presents the performance achieved by independently applying influence guidance and deviation guidance to raw DiT and Minimax. The independent utilization of the two proposed guidance mechanisms still enhances the performance of both backbone methods. Specifically, in the case of raw DiT, the incorporation of deviation guidance yields results akin to those obtained with raw Minimax, primarily due to its ability to augment the diversity of generated data. Conversely, for Minimax, sole reliance on influence guidance markedly elevates its performance, achieving parity with the comprehensive framework. Despite Minimax’s inherent focus on refining sample diversity through fine-tuning, additional gains can be attained through the integration of deviation guidance. Moreover, it is important to note that although influence guidance yields moderate improvements for raw DiT, the integration of deviation guidance results in significant enhancements. These observations substantiate our discourse regarding the critical role of data diversity in optimizing influence effectiveness. Conclusively, the synergy between influence guidance and deviation guidance complements each other, facilitating our guided sampling framework harmoniously in aligning with the training-enhancing objective.

Early-stage guidance analysis. We assess the practicability of our early-stage guidance strategy by comparing it with the entire guided sampling approach on ImageWoof, with variations in the influence guidance scaling factor k . Figure 2b demonstrates that applying the influence guidance throughout the entire generation stage with a large preset k can significantly reduce influence loss. However, as illustrated by Figure 2c, when $k \geq 10$, despite a reduction in loss, validation accuracy notably drops, likely due to overfitting to the surrogate used for influence calculation. Moreover, this also leads to abnormal image generation shown in Figure 2a. In contrast, the early-stage guidance strategy allows strong guidance signals to steer the generation process effectively while mitigating the overfitting problem. Consequently, this strategy achieves superior performance in less generation time, thereby enhancing both the efficacy and efficiency of the process.

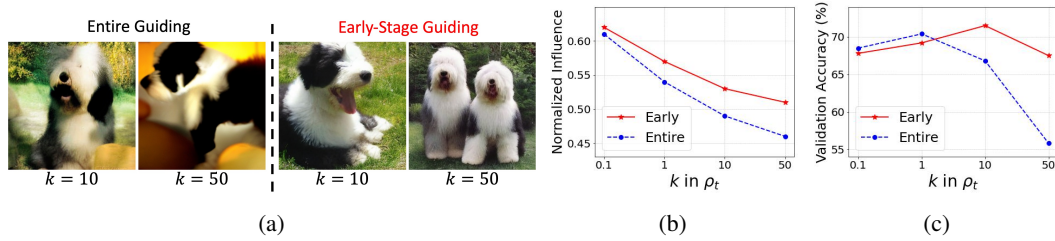


Figure 2: (a) Examples generated using entire and early-stage guidance with varying influence magnitude k on ImageWoof; (b) Averaged normalized loss \mathcal{G}_I of datasets generated with different values of k and IPC=100; (c) Corresponding validation accuracies for varying k .

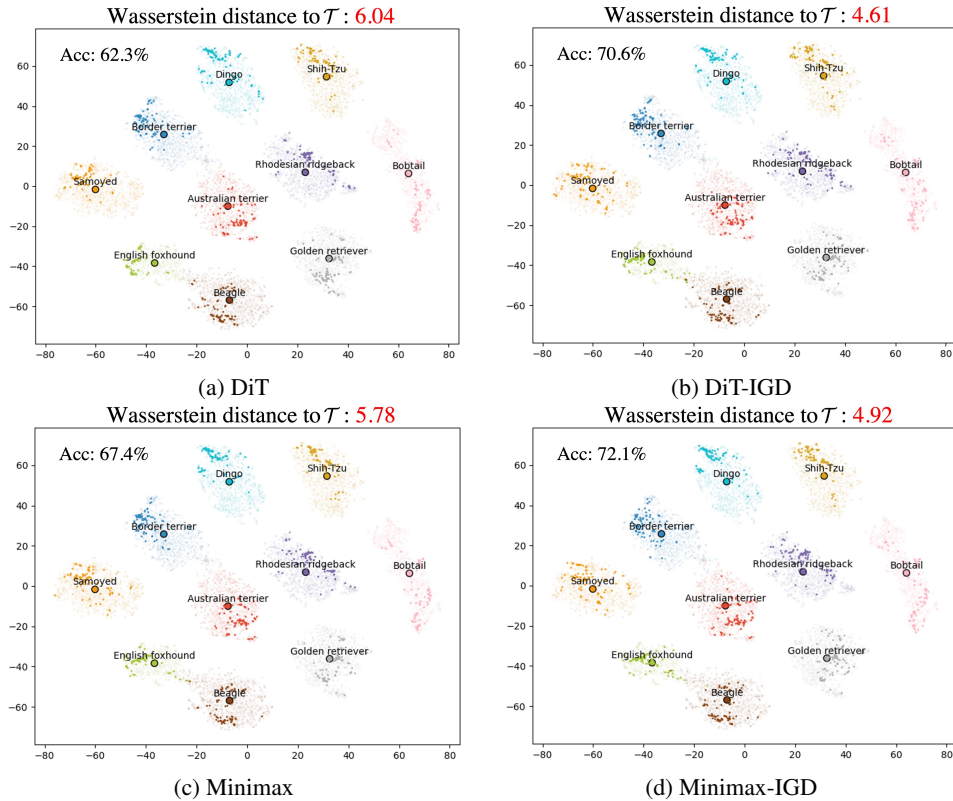


Figure 3: Visualization study for sample distributions of synthetic datasets (IPC=100) generated by four methodologies versus the original ImageWoof dataset. Smaller Wasserstein distances to the original dataset \mathcal{T} signify closer alignment with the authentic distribution.

Checkpoints selection strategy analysis. We assess the efficacy of the gradient-similarity-based checkpoint selection strategy proposed for computing the influence-guided loss (Equation (7)). A predetermined threshold is utilized to determine checkpoint selection based on the similarity of its averaged real gradient to the current reference, with an empirically identified suitable range set as $[0.6, 0.8]$. Thresholds beyond this range result in excessive checkpoint selection, leading to diminished efficiency, while overly small thresholds yield minimal selection. The baseline comparison involves the original trajectory influence’s strategy, which saves checkpoints at fixed regular intervals. In Table 6, we contrast our strategy’s results with various thresholds against the original regular strategy. To ensure fairness, an equal number of regularly collected checkpoints is used for guidance calculation at each threshold scenario. Comparative analysis reveals superior performance of our strategy over the regular approach. Notably, at a threshold of 0.7, our strategy with 4 checkpoints outperforms the results of 10 regularly selected checkpoints, demonstrating enhanced efficiency and efficacy. For a case study, checkpoint selection indexes of $\{0, 4, 11, 40\}$ are observed at a threshold of 0.7, compared



Figure 4: Comparison of image generation results from raw DiT, DiT-IGD, Minimax, and Minimax-IGD. Images in each column share the same random seed. Integrating IGD directly into the generation process produces high-quality data with varying semantic content and enhanced diversity compared to vanilla generation. Many instances exhibit robust consistency under the guidance of IGD.

to the regular indexes $\{0, 16, 32, 48\}$. This adaptive selection indicates better alignment with typical training dynamics, as more checkpoints are selected from the early stages of training.

4.5 VISUALIZATION STUDY ON GENERATED DATA

Data distribution comparison. To clearly investigate the effect of our guided sampling method on diffusion generation, Figure 3 shows t-SNE distribution comparisons among the full ImageWoof training dataset and data produced by two baseline methods, DiT and Minimax, as well as our two IGD-based approaches, each set at IPC=100. Additionally, we use the Wasserstein distance to quantitatively evaluate how well the distributions of the generated datasets align with the entire training dataset. Relative to the Minimax method, our IGD approach guides the diffusion process to achieve a closer match to the original training set’s distribution, offering more comprehensive coverage and lower Wasserstein distances. Notably, Minimax-IGD surpasses DiT-IGD in performance, despite a higher Wasserstein distance from the original dataset. This finding lends partial support to our hypothesis that pinpointing a pivotal conditional distribution within the authentic distribution can be more beneficial than mere distribution alignment.

Synthetic image comparison. Figure 4 compares images generated by vanilla sampling of raw DiT and Minimax with those from guided sampling methods DiT-IGD and Minimax-IGD, using the same random seeds for each column. While baseline DiT generates high-quality images, they often share similar content, such as poses and structures. Minimax attempts to address the diversity issue in the generated data through fine-tuning DiT, but in many cases, the primary content or layout of the objects does not significantly change. In contrast, our method introduces additional signals in each guided generation step, achieving significant content variation and enhanced diversity without reducing quality. Furthermore, the guided signal from IGD is robust, producing similar content in both Minimax fine-tuned DiT and raw DiT in many cases.

5 CONCLUSION

In this work, we introduce a novel approach to dataset distillation by framing it as a guided diffusion generation problem. We correlate the general objective of dataset distillation with the trajectory influence function, designing an efficient influence-guided function for the diffusion sampling process. Additionally, we implement a deviation guidance function to ensure diversity and prevent training signal redundancy. These innovations enable us to create an efficient influence-guided diffusion sampling framework. Comprehensive experimental results illustrate that our method significantly improves the performance of diffusion models and demonstrate remarkable cross-architecture generalization ability.

REFERENCES

- 540 Arpit Bansal, Hong-Min Chu, Avi Schwarzschild, Soumyadip Sengupta, Micah Goldblum, Jonas
541 Geiping, and Tom Goldstein. Universal guidance for diffusion models. In *Proceedings of the
542 IEEE/CVF Conference on Computer Vision and Pattern Recognition*, pp. 843–852, 2023.
543
- 544 Lukas Bossard, Matthieu Guillaumin, and Luc Van Gool. Food-101—mining discriminative compo-
545 nents with random forests. In *Computer vision—ECCV 2014: 13th European conference, zurich,
546 Switzerland, September 6–12, 2014, proceedings, part VI 13*, pp. 446–461. Springer, 2014.
547
- 548 Tom B. Brown, Benjamin Mann, Nick Ryder, Melanie Subbiah, Jared Kaplan, Prafulla Dhariwal,
549 Arvind Neelakantan, Pranav Shyam, Girish Sastry, Amanda Askell, Sandhini Agarwal, Ariel
550 Herbert-Voss, Gretchen Krueger, Tom Henighan, Rewon Child, Aditya Ramesh, Daniel M. Ziegler,
551 Jeffrey Wu, Clemens Winter, Christopher Hesse, Mark Chen, Eric Sigler, Mateusz Litwin, Scott
552 Gray, Benjamin Chess, Jack Clark, Christopher Berner, Sam McCandlish, Alec Radford, Ilya
553 Sutskever, and Dario Amodei. Language models are few-shot learners. In *NeurIPS*, 2020.
554
- 555 George Cazenavette, Tongzhou Wang, Antonio Torralba, Alexei A. Efros, and Jun-Yan Zhu. Dataset
556 distillation by matching training trajectories. In *CVPR*, pp. 10708–10717. IEEE, 2022.
557
- 558 George Cazenavette, Tongzhou Wang, Antonio Torralba, Alexei A. Efros, and Jun-Yan Zhu. General-
559 izing dataset distillation via deep generative prior. In *CVPR*, pp. 3739–3748. IEEE, 2023.
- 560 Hyungjin Chung, Jeongsol Kim, Michael T Mccann, Marc L Klasky, and Jong Chul Ye. Diffusion
561 posterior sampling for general noisy inverse problems. *arXiv preprint arXiv:2209.14687*, 2022.
562
- 563 Justin Cui, Ruochen Wang, Si Si, and Cho-Jui Hsieh. Scaling up dataset distillation to imagenet-1k
564 with constant memory. In *ICML*, volume 202 of *Proceedings of Machine Learning Research*, pp.
565 6565–6590. PMLR, 2023.
- 566 Prafulla Dhariwal and Alexander Quinn Nichol. Diffusion models beat gans on image synthesis. In
567 *NeurIPS*, pp. 8780–8794, 2021.
568
- 569 Alexey Dosovitskiy, Lucas Beyer, Alexander Kolesnikov, Dirk Weissenborn, Xiaohua Zhai, Thomas
570 Unterthiner, Mostafa Dehghani, Matthias Minderer, Georg Heigold, Sylvain Gelly, Jakob Uszkoreit,
571 and Neil Houlsby. An image is worth 16x16 words: Transformers for image recognition at scale.
572 In *ICLR*. OpenReview.net, 2021.
- 573 Jiawei Du, Yidi Jiang, Vincent Y. F. Tan, Joey Tianyi Zhou, and Haizhou Li. Minimizing the
574 accumulated trajectory error to improve dataset distillation. In *CVPR*, pp. 3749–3758. IEEE, 2023.
575
- 576 Nithin Gopalakrishnan Nair, Anoop Cherian, Suhas Lohit, Ye Wang, Toshiaki Koike-Akino, Vishal M
577 Patel, and Tim K Marks. Steered diffusion: A generalized framework for plug-and-play conditional
578 image synthesis. *arXiv e-prints*, pp. arXiv–2310, 2023.
- 579 Alexandros Graikos, Nikolay Malkin, Nebojsa Jojic, and Dimitris Samaras. Diffusion models as
580 plug-and-play priors. *Advances in Neural Information Processing Systems*, 35:14715–14728, 2022.
581
- 582 Albert Gu and Tri Dao. Mamba: Linear-time sequence modeling with selective state spaces. *CoRR*,
583 abs/2312.00752, 2023.
- 584 Jianyang Gu, Saeed Vahidian, Vyacheslav Kungurtsev, Haonan Wang, Wei Jiang, Yang You, and
585 Yiran Chen. Efficient dataset distillation via minimax diffusion. In *Proceedings of the IEEE/CVF
586 Conference on Computer Vision and Pattern Recognition (CVPR)*, 2024.
587
- 588 Ziyao Guo, Kai Wang, George Cazenavette, Hui Li, Kaipeng Zhang, and Yang You. Towards lossless
589 dataset distillation via difficulty-aligned trajectory matching. In *ICLR*. OpenReview.net, 2024.
- 590 Kaiming He, Xiangyu Zhang, Shaoqing Ren, and Jian Sun. Deep residual learning for image
591 recognition. In *CVPR*, pp. 770–778. IEEE Computer Society, 2016.
592
- 593 Jonathan Ho and Tim Salimans. Classifier-free diffusion guidance. *arXiv preprint arXiv:2207.12598*,
2022.

- 594 Jonathan Ho, Ajay Jain, and Pieter Abbeel. Denoising diffusion probabilistic models. *Advances in*
595 *neural information processing systems*, 33:6840–6851, 2020.
- 596
- 597 Jeremy Howard. Imagenette: A smaller subset of 10 easily classified classes from imagenet, March
598 2019. URL <https://github.com/fastai/imagenette>.
- 599
- 600 Rishabh Iyer, Ninad Khargoankar, Jeff Bilmes, and Himanshu Asanani. Submodular combinatorial
601 information measures with applications in machine learning. In *Algorithmic Learning Theory*, pp.
602 722–754. PMLR, 2021.
- 603 Bahjat Kawar, Michael Elad, Stefano Ermon, and Jiaming Song. Denoising diffusion restoration
604 models. *Advances in Neural Information Processing Systems*, 35:23593–23606, 2022.
- 605
- 606 Krishnateja Killamsetty, Sivasubramanian Durga, Ganesh Ramakrishnan, Abir De, and Rishabh Iyer.
607 Grad-match: Gradient matching based data subset selection for efficient deep model training. In
608 *International Conference on Machine Learning*, pp. 5464–5474. PMLR, 2021a.
- 609 Krishnateja Killamsetty, Durga Sivasubramanian, Ganesh Ramakrishnan, and Rishabh Iyer. Glisten:
610 Generalization based data subset selection for efficient and robust learning. In *Proceedings of the*
611 *AAAI Conference on Artificial Intelligence*, volume 35, pp. 8110–8118, 2021b.
- 612
- 613 Jang-Hyun Kim, Jinuk Kim, Seong Joon Oh, Sangdoon Yun, Hwanjun Song, Joonhyun Jeong, Jung-
614 Woo Ha, and Hyun Oh Song. Dataset condensation via efficient synthetic-data parameterization.
615 In *ICML*, volume 162 of *Proceedings of Machine Learning Research*, pp. 11102–11118. PMLR,
616 2022.
- 617 Pang Wei Koh and Percy Liang. Understanding black-box predictions via influence functions. In
618 *International conference on machine learning*, pp. 1885–1894. PMLR, 2017.
- 619
- 620 Alex Krizhevsky and Geoffrey Hinton. Learning multiple layers of features from tiny images. <https://www.cs.toronto.edu/~kriz/cifar.html>, 2009. Accessed: March 1, 2023.
- 621
- 622 Ze Liu, Yutong Lin, Yue Cao, Han Hu, Yixuan Wei, Zheng Zhang, Stephen Lin, and Baining Guo.
623 Swin transformer: Hierarchical vision transformer using shifted windows. In *Proceedings of the*
624 *IEEE/CVF international conference on computer vision*, pp. 10012–10022, 2021.
- 625
- 626 Noel Loo, Ramin M. Hasani, Mathias Lechner, and Daniela Rus. Dataset distillation with convexified
627 implicit gradients. In *ICML*, volume 202 of *Proceedings of Machine Learning Research*, pp.
628 22649–22674. PMLR, 2023.
- 629 Cheng Lu, Yuhao Zhou, Fan Bao, Jianfei Chen, Chongxuan Li, and Jun Zhu. Dpm-solver: A fast
630 ode solver for diffusion probabilistic model sampling in around 10 steps, 2022. URL <https://arxiv.org/abs/2206.00927>.
- 631
- 632 Andreas Lugmayr, Martin Danelljan, Andres Romero, Fisher Yu, Radu Timofte, and Luc Van Gool.
633 Repaint: Inpainting using denoising diffusion probabilistic models. In *Proceedings of the*
634 *IEEE/CVF conference on computer vision and pattern recognition*, pp. 11461–11471, 2022.
- 635
- 636 Timothy Nguyen, Zhourong Chen, and Jaehoon Lee. Dataset meta-learning from kernel ridge-
637 regression. In *ICLR*. OpenReview.net, 2021.
- 638
- 639 William Peebles and Saining Xie. Scalable diffusion models with transformers. In *Proceedings of*
640 *the IEEE/CVF International Conference on Computer Vision*, pp. 4195–4205, 2023.
- 641
- 642 Garima Pruthi, Frederick Liu, Satyen Kale, and Mukund Sundararajan. Estimating training data
643 influence by tracing gradient descent. *Advances in Neural Information Processing Systems*, 33:
644 19920–19930, 2020.
- 645 Alec Radford, Jong Wook Kim, Chris Hallacy, Aditya Ramesh, Gabriel Goh, Sandhini Agarwal,
646 Girish Sastry, Amanda Askell, Pamela Mishkin, Jack Clark, Gretchen Krueger, and Ilya Sutskever.
647 Learning transferable visual models from natural language supervision. In *ICML*, volume 139 of
Proceedings of Machine Learning Research, pp. 8748–8763. PMLR, 2021.

- 648 Robin Rombach, Andreas Blattmann, Dominik Lorenz, Patrick Esser, and Björn Ommer. High-
649 resolution image synthesis with latent diffusion models. In *Proceedings of the IEEE/CVF confer-*
650 *ence on computer vision and pattern recognition*, pp. 10684–10695, 2022.
- 651 Olga Russakovsky, Jia Deng, Hao Su, Jonathan Krause, Sanjeev Satheesh, Sean Ma, Zhiheng
652 Huang, Andrej Karpathy, Aditya Khosla, Michael S. Bernstein, Alexander C. Berg, and Li Fei-Fei.
653 Imagenet large scale visual recognition challenge. *Int. J. Comput. Vis.*, 115(3):211–252, 2015.
- 654 Mark Sandler, Andrew Howard, Menglong Zhu, Andrey Zhmoginov, and Liang-Chieh Chen. Mo-
655 bilenetv2: Inverted residuals and linear bottlenecks. In *Proceedings of the IEEE conference on*
656 *computer vision and pattern recognition*, pp. 4510–4520, 2018.
- 657 Shitong Shao, Zeyuan Yin, Muxin Zhou, Xindong Zhang, and Zhiqiang Shen. Generalized large-scale
658 data condensation via various backbone and statistical matching. *arXiv preprint arXiv:2311.17950*,
659 2023.
- 660 Jiaming Song, Chenlin Meng, and Stefano Ermon. Denoising diffusion implicit models. *arXiv*
661 *preprint arXiv:2010.02502*, 2020a.
- 662 Yang Song, Jascha Sohl-Dickstein, Diederik P Kingma, Abhishek Kumar, Stefano Ermon, and Ben
663 Poole. Score-based generative modeling through stochastic differential equations. *arXiv preprint*
664 *arXiv:2011.13456*, 2020b.
- 665 Yang Song, Conor Durkan, Iain Murray, and Stefano Ermon. Maximum likelihood training of
666 score-based diffusion models. *Advances in neural information processing systems*, 34:1415–1428,
667 2021.
- 668 Duo Su, Junjie Hou, Weizhi Gao, Yingjie Tian, and Bowen Tang. D^4 : Dataset distillation via
669 disentangled diffusion model. In *Proceedings of the IEEE/CVF Conference on Computer Vision*
670 *and Pattern Recognition*, pp. 5809–5818, 2024.
- 671 Peng Sun, Bei Shi, Daiwei Yu, and Tao Lin. On the diversity and realism of distilled dataset: An
672 efficient dataset distillation paradigm. In *Proceedings of the IEEE/CVF Conference on Computer*
673 *Vision and Pattern Recognition (CVPR)*, 2024.
- 674 Mingxing Tan. Efficientnet: Rethinking model scaling for convolutional neural networks. *arXiv*
675 *preprint arXiv:1905.11946*, 2019.
- 676 Kai Wang, Bo Zhao, Xiangyu Peng, Zheng Zhu, Shuo Yang, Shuo Wang, Guan Huang, Hakan Bilen,
677 Xinchao Wang, and Yang You. CAFE: learning to condense dataset by aligning features. In *CVPR*,
678 pp. 12186–12195. IEEE, 2022a.
- 679 Yinhuai Wang, Jiwen Yu, and Jian Zhang. Zero-shot image restoration using denoising diffusion
680 null-space model. *arXiv preprint arXiv:2212.00490*, 2022b.
- 681 Zeyuan Yin, Eric Xing, and Zhiqiang Shen. Squeeze, recover and relabel: Dataset condensation at
682 imagenet scale from a new perspective. *Advances in Neural Information Processing Systems*, 36,
683 2024.
- 684 Jiwen Yu, Yinhuai Wang, Chen Zhao, Bernard Ghanem, and Jian Zhang. Freedom: Training-
685 free energy-guided conditional diffusion model. In *Proceedings of the IEEE/CVF International*
686 *Conference on Computer Vision*, pp. 23174–23184, 2023.
- 687 Jianhao Yuan, Jie Zhang, Shuyang Sun, Philip Torr, and Bo Zhao. Real-fake: Effective training data
688 synthesis through distribution matching. *arXiv preprint arXiv:2310.10402*, 2023.
- 689 Bo Zhao and Hakan Bilen. Dataset condensation with differentiable siamese augmentation. In *ICML*,
690 volume 139 of *Proceedings of Machine Learning Research*, pp. 12674–12685. PMLR, 2021a.
- 691 Bo Zhao and Hakan Bilen. Dataset condensation with distribution matching. *CoRR*, abs/2110.04181,
692 2021b.
- 693 Bo Zhao, Konda Reddy Mopuri, and Hakan Bilen. Dataset condensation with gradient matching. In
694 *ICLR*. OpenReview.net, 2021.
- 695 Yongchao Zhou, Ehsan Nezhadarya, and Jimmy Ba. Dataset distillation using neural feature regres-
696 sion. In *NeurIPS*, 2022.

A APPENDIX

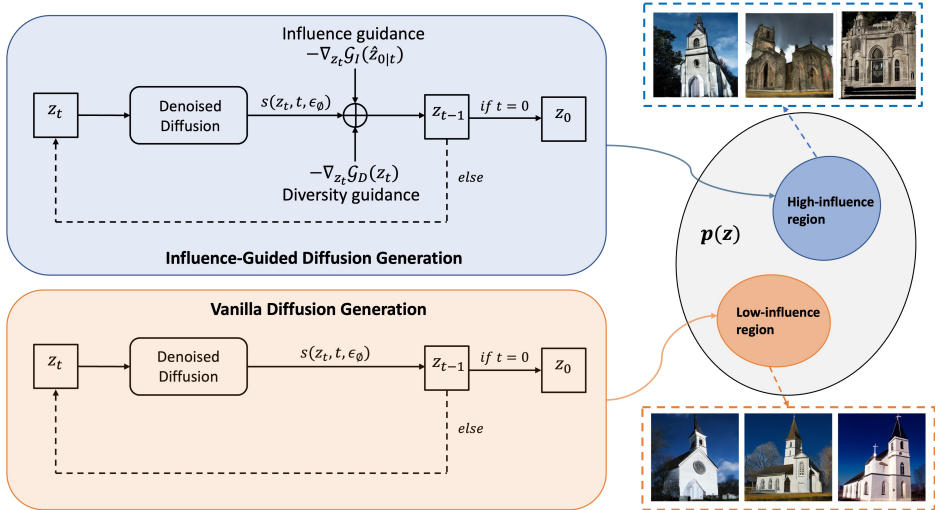


Figure 5: An intuitive comparison between our influence-guided diffusion generation and the vanilla diffusion generation frameworks.

A.1 RELATED WORK

Dataset Distillation. Current dataset distillation methods can be categorized into meta-learning, data-matching, and model-inversion approaches. Meta-learning methods (Nguyen et al., 2021; Zhou et al., 2022; Loo et al., 2023) tackle dataset distillation as a nested optimization problem, aiming to minimize generalization errors on original data caused by models trained on distilled data. Data-matching methods involve synthesizing data to replicate specific behaviours from the original dataset, such as latent distributions (Zhao & Bilen, 2021b; Wang et al., 2022a), gradients (Zhao et al., 2021; Zhao & Bilen, 2021a; Kim et al., 2022), and training trajectories (Cazenavette et al., 2022; Du et al., 2023; Cui et al., 2023). Model-inversion methods (Yin et al., 2024; Shao et al., 2023) are established on data-free knowledge distillation (DFKD) techniques with specific batch normalization statistic alignment. Additionally, recent research (Gu et al., 2024) has integrated diffusion models into dataset distillation alongside a fine-tuning scheme, perpendicular to our training-free, sampling-oriented approach.

Guided Diffusion Sampling. Works in this category employ a pre-trained diffusion model as a foundation but modify the sampling method to guide generation with feedback from the guidance function (Kawar et al., 2022; Chung et al., 2022; Graikos et al., 2022). Early work employed classifiers as guidance, adjusting gradients during sampling (Dhariwal & Nichol, 2021). However, classifiers for noisy images are domain-specific and often unavailable. (Wang et al., 2022b) introduced linear operator-based external guidance, generating images in the null space of these operators, though extending to non-linear functions is challenging. Several recent works (Gopalakrishnan Nair et al., 2023; Yu et al., 2023; Bansal et al., 2023) explored general guidance functions, modifying the sampling process with gradients of the guidance function on expected denoised images. However, these methods rely on existing metric functions that can concretely measure specific requirements. In contrast, our contribution lies in guiding the model to generate data that meets abstract, training-enriching criteria.

A.2 LIMITATIONS AND FUTURE WORK

The main limitation of our method is the additional time incurred by guidance calculations during the diffusion sampling process. Despite efforts to improve efficiency, our sampling framework takes 5 to 6× longer than the vanilla method. For example, raw DDIM generates a 256 × 256 image in ~1.5 seconds, our method takes ~8.2 seconds on a RTX 4090 GPU. This is particularly challenging

for distilling extensive datasets in resource-constrained scenarios. Consequently, improving the generation efficiency of guided diffusion sampling method will be a key focus of our future research.

A.3 GRADIENT-SIMILARITY-BASED CHECKPOINT SELECTION ALGORITHM

In Algorithm 2, we present a detailed implementation of the gradient-similarity-based checkpoint selection algorithm introduced in Section 3.2. This algorithm is designed to select representative checkpoints for calculating the influence guidance \mathcal{G}_I . The core intuition behind this algorithm is that if the gradients at a checkpoint closely resemble those at the previous one, the previous checkpoint can effectively represent the current one.

Complexity analysis. The computational overhead primarily stems from calculating the averaged gradient \mathbf{g}_t w.r.t the model parameters θ at each of the E checkpoints collected during training. When using the same cross-entropy loss as in model training, due to its **additive nature**, the computational complexity of calculating \mathbf{g}_t at a given checkpoint θ_t is equivalent to the complexity of one epoch of gradient descent, approximately $O(|\theta| \cdot B \cdot \frac{N}{B} \cdot d)$, where B is the batch size, N is the number of data instances, and d is the data dimension. Essentially, without any optimization, the complexity of this algorithm is similar to training a model parameterized by θ for E epochs. In practice, instead of loading the entire dataset into the dataloader to compute the average gradient $\bar{\nabla}_{\theta} \ell_c$ for each class, we first load all images from a class folder into CPU memory and slice them into GPU memory for gradient computation and accumulation. Empirically, this approach further reduces the runtime of the filtering algorithm. Additionally, the cross-architecture evaluation discussed in Section 4.3 and Table 4 demonstrates that using models with simpler architectures (e.g., ConvNet) as surrogates can provide more effective influence guidance, further reducing the time overhead for selecting representative checkpoints.

Algorithm 2: Filtering Algorithm for Influence Guidance

Input: Original dataset \mathcal{T} , Initial checkpoint θ_0^T , Threshold δ

Output: Retained checkpoints list \mathcal{R}

```

1 Initialize:  $\mathcal{R} \leftarrow \theta_0^T$ ;
2 Compute  $\mathbb{E}_c[\bar{\nabla}_{\theta} \ell_c(\mathcal{X}_c; \theta_0^T)]$  as reference gradient  $\mathbf{g}_{\text{ref}}$ ;
3 for  $t = 1$  to  $E$  do
4   Compute averaged gradient  $\mathbf{g}_t = \mathbb{E}_c[\bar{\nabla}_{\theta} \ell_c(\mathcal{X}_c; \theta_t^T)]$ ;
5   Calculate cosine similarity  $s = \frac{\mathbf{g}_t \cdot \mathbf{g}_{\text{ref}}}{\|\mathbf{g}_t\| \|\mathbf{g}_{\text{ref}}\|}$ ;
6   if  $s < \delta$  then
7      $\mathcal{R} \leftarrow \mathcal{R} \cup \{\theta_t^T\}$ ;
8     Update reference gradient  $\mathbf{g}_{\text{ref}} = \mathbf{g}_t$ ;
9 return  $\mathcal{R}$ ;
```

A.4 ADDITIONAL PERFORMANCE EVALUATION ON FOOD-101 DATASET

We evaluate the performance of our IGD methods on Food-101 (Bossard et al., 2014) dataset to provide further test on distilling other large, high-resolution datasets. Food-101 is a challenging dataset that includes 101 food categories, totaling 101,000 images, with each category containing 250 manually reviewed test images and 750 training images. All images are scaled to a maximum side length of 256 pixels. Results detailed in Table 7 show that our IGD methods achieve superior performances over all IPC scenarios. Furthermore, applying our method to baseline methods, including DiT and Minimax, results in noticeable performance enhancements, with average improvements of 3.8% and 3.5%, respectively. In contrast, the Minimax method yields only a marginal average improvement of 0.8% to DiT. These findings align with evaluations conducted on ImageNet, indicating robust scalability across large, high-resolution datasets.

A.5 ADDITIONAL PERFORMANCE EVALUATION ON CIFAR DATASETS

The results presented in Tables 1 and 2 demonstrate the outstanding performance of our method in distilling targeted high-resolution datasets. In this section, we further investigate the generalizability of our method to smaller datasets. Specifically, we compare the performance of our framework with

Table 7: **Food-101**: performance comparison with state-of-the-art pixel-level distillation methods, pretrained DiT and Minimax-tuned DiT models with vanilla generation. The results are obtained on ResNetAP-10 at different IPCs.

IPC	Random	DM	DiT	DiT-IGD	Minimax	Minimax-IGD	Full
10	16.2±0.5	18.5±0.8	23.9±1.0	27.2±0.9	24.8±0.9	28.3±0.9	78.6±0.4
50	36.9±0.3	37.8±0.4	40.8±0.7	45.2±0.7	41.6±1.0	44.8±0.7	
100	46.8±0.3	44.8±0.3	45.9±0.5	49.7±0.3	46.5±0.5	50.3±0.6	

Table 8: **CIFAR-10 & CIFAR-100**: Performance comparison with two low-resolution-oriented methods DM and DATM and two high-resolution-oriented methods SRe²L and RDED.

IPC	CIFAR-10			CIFAR-100		
	50	500	1000	10	50	100
Ratio (%)	1.0	10.0	20.0	2.0	10.0	20.0
DM	63.1±0.4	74.3±2	79.2±0.2	29.7±0.3	43.6±0.4	47.1±0.4
DATM	76.1±0.3	83.5±0.2	85.5±0.4	47.2±0.4	55.0±0.2	57.5±0.2
SRe ² L	43.2±0.3	55.3±0.4	57.1±0.4	24.5±0.4	45.2±0.3	46.6±0.5
RDED	68.4±0.2	78.1±0.4	79.8±0.4	46.4±0.3	51.5±0.3	52.6±0.4
DiT-IGD	66.8±0.5	82.6±0.6	84.6±0.5	45.8±0.5	53.9±0.6	55.9±0.4

two state-of-the-art high-resolution-oriented methods, SRe²L Yin et al. (2024) and RDED Sun et al. (2024), as well as two low-resolution-oriented methods, DM Zhao & Bilen (2021b) and DATM Guo et al. (2024), on CIFAR-10 and CIFAR-100. Notably, DATM, a recent strong baseline, has been shown to achieve lossless distillation on small-scale datasets such as CIFAR. Table 8 presents the comparison results on ConvNet under varying IPC values. Our experimental findings indicate that our method consistently outperforms both SRe²L and RDED across most scenarios. Remarkably, our approach achieves nearly lossless performance, comparable to that of DATM, even at a 20% compression ratio. These results, combined with the exceptional performance observed on larger datasets like ImageNet, suggest that our method is a versatile and unified solution that excels in both low-resolution and high-resolution settings.

A.6 COMPARISON WITH OTHER DIFFUSION-BASED METHODS ON IMAGENET-1K

We compare our method with two other synthetic dataset generation methods, namely TDSDM (Yuan et al., 2023) and D⁴M (Su et al., 2024), which leverage pre-trained diffusion models. Although TDSDM was not initially designed for dataset distillation tasks, its goal is to enhance the training efficacy of synthetic data generated by diffusion models. Along with our baseline method, Minimax, these three approaches utilize distribution-matching-like objectives to fine-tune diffusion models and improve the performance of synthetic data in training. The results presented in Table 9 are evaluated on ImageNet-1K under the evaluation protocol of RDED. Our findings demonstrate that our guided-diffusion method consistently outperforms the others, reinforcing the importance of introducing informative guidance when applying diffusion models in dataset distillation.

Table 9: Performance comparison over ResNet-18 with state-of-the-art diffusion-finetuning methods

Dataset	IPC	TDSDM	D ⁴ M	Minimax	DiT-IGD	Minimax-IGD
ImageNet-1K	10	44.5±0.4	27.9±0.7	44.3±0.5	45.5±0.5	46.2±0.6
	50	59.4±0.3	55.2±0.3	58.6±0.3	59.8±0.3	60.3±0.4

A.7 EVALUATING THE ROBUSTNESS OF INFLUENCE-GUIDED DIFFUSION WITH DPM SOLVER

In the practical implementation of our IGD methods, we propose using DDIM with 50 denoising steps. To assess the generalizability of our proposed Influence Guidance and Deviation Guidance across different diffusion solvers, we additionally explore the use of the DPM solver Lu et al. (2022) as a replacement for the DDIM solver in outputting $s(z_t, t, \epsilon_\phi)$ in Equation (9). The DPM solver is a fast, high-order solver for diffusion ODEs with a convergence order guarantee. We employ the second-order DPM solver with 20 denoising steps by default. Accordingly, we adjust the guided range for diffusion guidance to [12, 18]. This adjustment results in a significant 50% reduction in average sampling time, from 8.2 seconds to 4.3 seconds on an RTX 4090. Table 10 compares the average performance of DDIM with 50 steps and the DPM solver with 20 steps for distilling ImageNette and ImageWoof with IPC=50. The results indicate that using the DPM solver with fewer denoising steps does not lead to a significant degradation in performance, and in some scenarios, it even yields slight improvements. This further validates the robustness of our influence-guided sampling method.

Table 10: Performance of ResNet-18 using the DDIM-50 and DPM-20 solvers for diffusion generation.

	Solver	DiT	DiT-IGD	Minimax	Minimax-IGD
ImageNette	DDIM-50	75.2±0.9	81.0±0.7	78.1±0.6	82.0±0.3
	DPM-20	73.5±0.8	82.0±0.5	76.6±0.4	80.6±0.5
ImageWoof	DDIM-50	57.4±0.7	62.0±1.1	60.5±0.5	65.4±1.8
	DPM-20	57.8±0.6	64.0±1.0	60.3±0.6	64.5±1.3

A.8 DISTRIBUTION DIVERSITY AND COVERAGE ANALYSIS

In Figure 3, we provided t-SNE visualizations comparing the distributions of data generated by two baseline methods (DiT and Minimax) and our IGD-based methods with IPC=100. The figure shows that integrating IGD enhances diversity and alignment with the original dataset, supported by lower Wasserstein distances to the original dataset. In this section, we further compare the FID scores and coverage of surrogate datasets (IPC=100) generated for ImageWoof by different methods. Here, coverage metric was assessed based on whether each original data point had a nearest neighbor in the surrogate dataset within a given threshold (e.g., 300 in the Inception V3 latent space). For fairness, we excluded data selected by the Random method from the original dataset during coverage calculation. From the results shown in Table 11 also demonstrate a clear diversity improvement achieved by our IGD method to vanilla DiT. However we also observed that although the randomly selected dataset has the lowest FID and highest coverage, its performance was the worst. Similarly, while Minimax-IGD has worse FID and coverage than DiT-IGD, it performed better. These findings suggest that our diversity-constraint influence-guided objective is a more effective measure for DD than relying solely on distribution alignment.

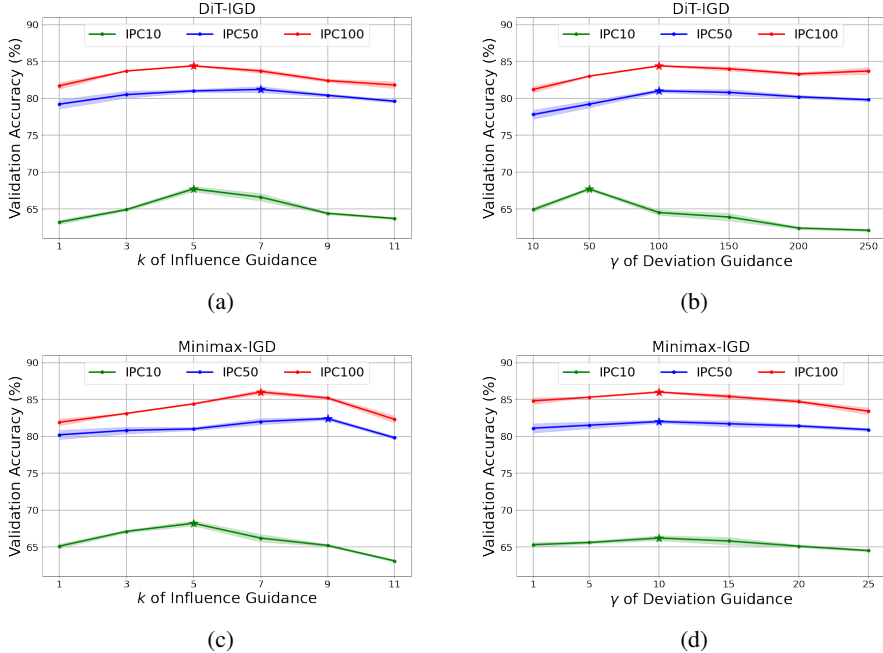
Table 11: FID and distribution coverage comparison among different methods.

Metrics	DiT	DiT-IGD	Minimax	Minimax-IGD	Random
FID	81.1	75.9	80.1	76.4	54.1
Coverage (%)	65.4	68.1	66.5	67.2	72.1
Accuracy (%)	62.3	70.6	67.4	72.1	63.6

A.9 PARAMETER ANALYSIS

In our IGD sampling framework, two critical hyper-parameters are k , which controls the magnitude of influence guidance, and γ_t , which controls the magnitude of deviation guidance. In Figure 6, we examine the impact of these scaling factors on DiT-IGD and Minimax-IGD using the ImageNette dataset as an instance. For DiT-IGD, variations in both k and γ_t significantly influence performance.

918 Increasing the values of these parameters enhances performance, highlighting the importance of
 919 influence and dataset diversity for model training. However, setting k too high results in a notable
 920 performance drop. As discussed in Section 3.2, this is likely due to excessive overfitting to the
 921 surrogate data with distorted content. In contrast, for Minimax-IGD, increasing γ_t contributes
 922 marginally to performance improvement. This is because Minimax-IGD inherently focuses on
 923 increasing diversity as a core aspect of its fine-tuning-based scheme. However, increasing influence
 924 guidance by enlarging k significantly improves its results. Despite this improvement, a similar
 925 performance drop is observed when k becomes excessively large. These findings underscore the
 926 necessity of carefully tuning k and γ_t to optimize the effectiveness of our IGD sampling framework,
 927 ensuring balanced influence and diversity without overfitting.



930
931
932
933
934
935
936
937
938
939
940
941
942
943
944
945
946
947
948
949
950
951
952
953
954
955
956
957
958
959
960
961
962
963
964
965
966
967
968
969
970
971
Figure 6: Hyper-parameter analysis on (a) & (c) the scaling factor k of influence guidance, and (b) & (d) the scaling factor γ_t of deviation guidance for DiT-IGD and Minimax-IGD.

A.10 HYPERPARAMETER SETUP AND GUIDELINES

In Table 12, we provide a detailed hyperparameter configuration for k and γ_t in Equation (7) to replicate the results obtained across ImageNette, ImageWoof, and ImageNet-1K datasets. Despite incorporating an adaptive scaling factor based on the ratio between the denoised signal magnitude from diffusion and the guided signal from the influence guidance \mathcal{G}_I , manual specification of the scale factor k remains essential to forestall unexpected overfitting resulting from the influence guidance. Drawing from insights gleaned from our ablation study, as illustrated in Figure 6, we recommend setting the value range of k within $[1, 50]$ for scaling our method in distillation tasks involving other ImageNet subsets. Similarly, we suggest a grid-search range for the scaling factor γ_t of the deviation guidance as $[10, 200]$. Particularly for scenarios with small IPC, we advocate for starting from a relatively smaller value of k to hold the representatives of generated data.

A.11 MORE VISUALIZATION COMPARISON OF SYNTHETIC DATA.

Here, we provide an additional visual comparison between images generated by two backbone models with vanilla DDIM sampling: the raw DiT and the Minimax-tuned DiT, and with our IGD-sampling framework: DiT-IGD and Minimax IGD. All synthetic data were generated for the ImageWoof and ImageNette datasets.

972
973
974
975
976
977
978
979
980
981
982
983
984
985
986
987
988
989
990
991
992
993
994
995
996
997
998
999
1000
1001
1002
1003
1004
1005
1006
1007
1008
1009
1010
1011
1012
1013
1014
1015
1016
1017
1018
1019
1020
1021
1022
1023
1024
1025

Table 12: Detailed setup of hyperparameters k and γ_t in Equation (7) for reproducing the results reported in Table 1 & 2.

	Parameter	DiT-IGD			Minimax-IGD		
		IPC10	IPC50	IPC100	IPC10	IPC50	IPC100
Nette	k	5	5	5	15	15	15
	γ_t	50	120	120	10	10	10
woof	k	5	5	5	10	10	10
	γ_t	50	120	120	50	100	100
1K	k	5	5	5	10	10	10
	γ_t	120	120	120	100	100	100



Figure 7: Visualizaiton comparison between raw DiT and DiT-IGD on ImageWoof.

1026
 1027
 1028
 1029
 1030
 1031
 1032
 1033
 1034
 1035
 1036
 1037
 1038
 1039
 1040
 1041
 1042
 1043
 1044
 1045
 1046
 1047
 1048
 1049
 1050
 1051
 1052
 1053
 1054
 1055
 1056
 1057
 1058
 1059
 1060
 1061
 1062
 1063
 1064
 1065
 1066
 1067
 1068
 1069
 1070
 1071
 1072
 1073
 1074
 1075
 1076
 1077
 1078
 1079



Figure 8: Visualizaiton comparison between Minimax and Minimax-IGD on ImageWoof.

1080
1081
1082
1083
1084
1085
1086
1087
1088
1089
1090
1091
1092
1093
1094
1095
1096
1097
1098
1099
1100
1101
1102
1103
1104
1105
1106
1107
1108
1109
1110
1111
1112
1113
1114
1115
1116
1117
1118
1119
1120
1121
1122
1123
1124
1125
1126
1127
1128
1129
1130
1131
1132
1133




Figure 9: Visualizaiton comparison between raw DiT and DiT-IGD on ImageNette.

1134
 1135
 1136
 1137
 1138
 1139
 1140
 1141
 1142
 1143
 1144
 1145
 1146
 1147
 1148
 1149
 1150
 1151
 1152
 1153
 1154
 1155
 1156
 1157
 1158
 1159
 1160
 1161
 1162
 1163
 1164
 1165
 1166
 1167
 1168
 1169
 1170
 1171
 1172
 1173
 1174
 1175
 1176
 1177
 1178
 1179
 1180
 1181
 1182
 1183
 1184
 1185
 1186
 1187




Figure 10: Visualizaiton comparison between Minimax and Minimax-IGD on ImageNette.