

Response to Reviewer sejQ:

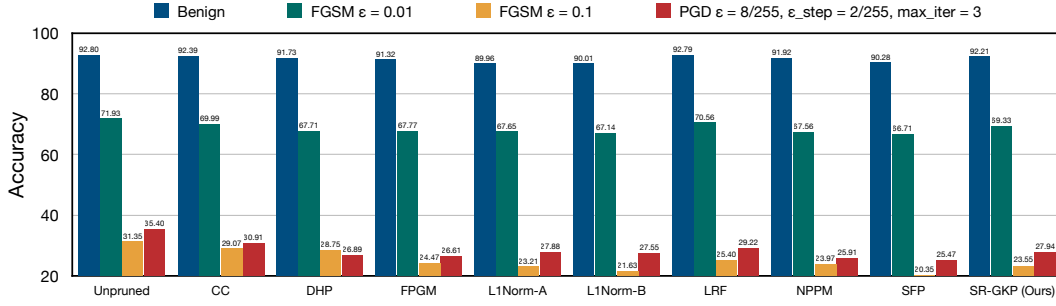


Figure 1: Visualization of ResNet-32 on CIFAR-10 with pruning rate $\approx 62.5\%$ — note this plot is done in a “superscore” manner for a concise presentation; the four bars of a method may not belong to the same model checkpoint (please refer to [Table 8](#) for details).

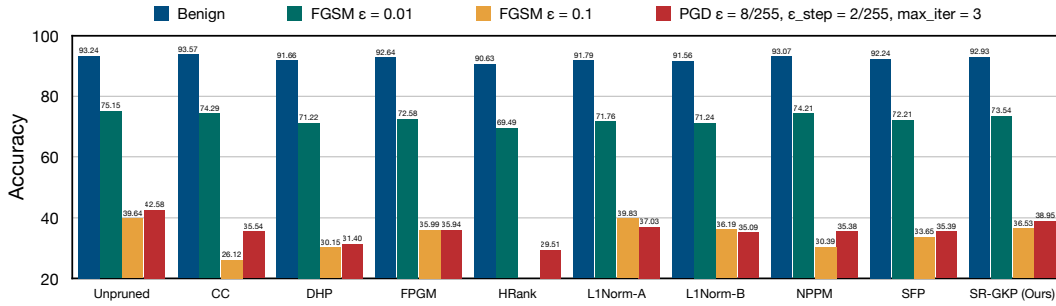


Figure 2: Visualization of ResNet-56 on CIFAR-10 with pruning rate $\approx 62.5\%$ — note this plot is done in a “superscore” manner for a concise presentation; the four bars of a method may not belong to the same model checkpoint (please refer to [Table 8](#) for details).

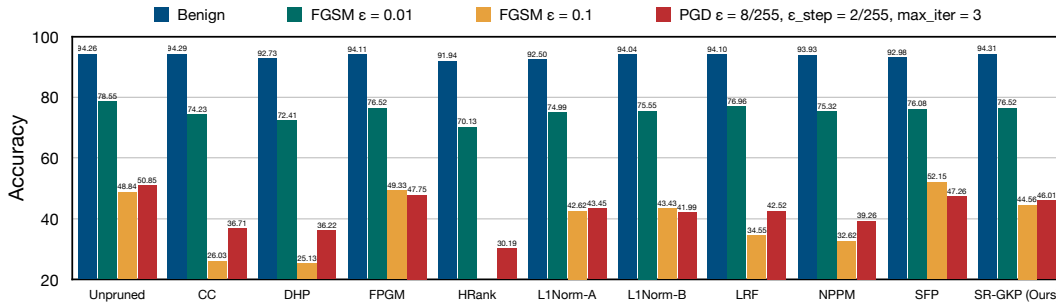


Figure 3: Visualization of ResNet-110 on CIFAR-10 with pruning rate $\approx 62.5\%$ — note this plot is done in a “superscore” manner for a concise presentation; the four bars of a method may not belong to the same model checkpoint (please refer to [Table 8](#) for details).