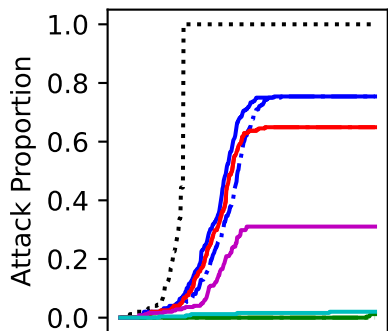
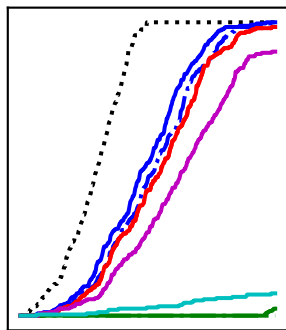
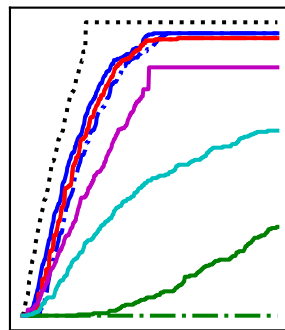
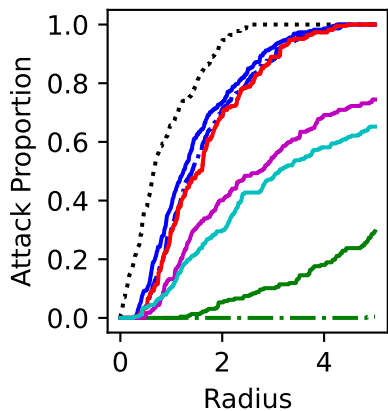
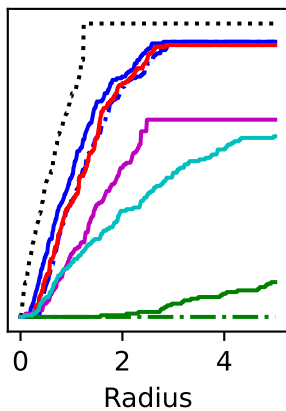


a) MNIST, $\sigma = 0.5$ b) MNIST, $\sigma = 1.0$ c) CIFAR-10, $\sigma = 0.5$ d) CIFAR-10, $\sigma = 1.0$ e) T-I, $\sigma = 0.5$ f) T-I, $\sigma = 1.0$ 