

PRESTOPPING: HOW DOES EARLY STOPPING HELP GENERALIZATION AGAINST LABEL NOISE?

Anonymous authors

Paper under double-blind review

ABSTRACT

Noisy labels are very common in real-world training data, which lead to poor generalization on test data because of overfitting to the noisy labels. In this paper, we claim that such overfitting can be avoided by “early stopping” training a deep neural network before the noisy labels are severely memorized. Then, we resume training the early stopped network using a “maximal safe set,” which maintains a collection of almost certainly true-labeled samples at each epoch since the early stop point. Putting them all together, our novel two-phase training method, called **Prestopping**, realizes *noise-free* training under *any type* of label noise for practical use. Extensive experiments using four image benchmark data sets verify that our method significantly outperforms four state-of-the-art methods in test error by 0.4–8.2 percent points under existence of real-world noise.

1 INTRODUCTION

By virtue of massive labeled data, deep neural networks (DNNs) have achieved a remarkable success in numerous machine learning tasks, such as image classification (Krizhevsky et al., 2012) and object detection (Redmon et al., 2016). However, owing to their high capacity to memorize any label noise, the generalization performance of DNNs drastically falls down when noisy labels are contained in the training data (Jiang et al., 2018; Han et al., 2018; Song et al., 2019). In particular, Zhang et al. (2017) have shown that a standard convolutional neural network (CNN) can easily fit the entire training data with any ratio of noisy labels and eventually leads to very poor generalization on the test data. Thus, it is challenging to train a DNN robustly even when noisy labels exist in the training data.

A popular approach to dealing with noisy labels is “sample selection” that selects true-labeled samples from the noisy training data (Jiang et al., 2018; Ren et al., 2018; Han et al., 2018; Yu et al., 2019; Song et al., 2019). Here, $(1-\tau) \times 100\%$ of *small-loss* training samples are treated as true-labeled ones and then used to update a DNN robustly, where $\tau \in [0, 1]$ is a noise rate. This *loss-based separation* is well known to be justified by the *memorization effect* (Arpit et al., 2017) that DNNs tend to learn easy patterns first and then gradually memorize all samples. In practice, Han et al. (2018) empirically proved that training on such small-loss samples yields a much better generalization performance under artificial noise scenarios.

Despite its great success, Song et al. (2019) have recently argued that the performance of the loss-based separation becomes considerably worse depending on the type of label noise. For instance,

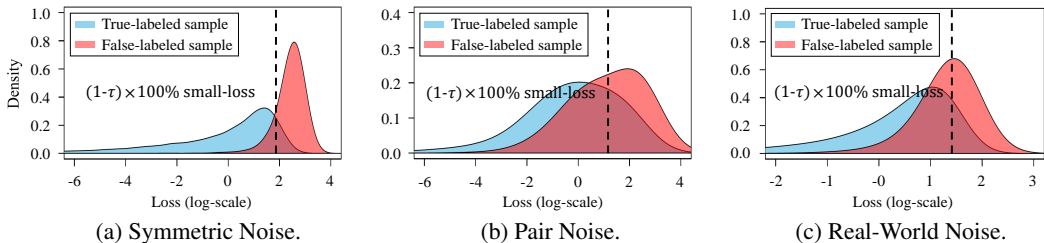


Figure 1: Loss distributions at the training accuracy of 50% using DenseNet (L=40, k=12): (a) and (b) show those on CIFAR-100 with two types of synthetic noises of 40%, where “symmetric noise” flips a true label into other labels with equal probability, and “pair noise” flips a true label into a specific false label; (c) shows those on FOOD-101N (Lee et al., 2018) with real-world noise of 18.4%.

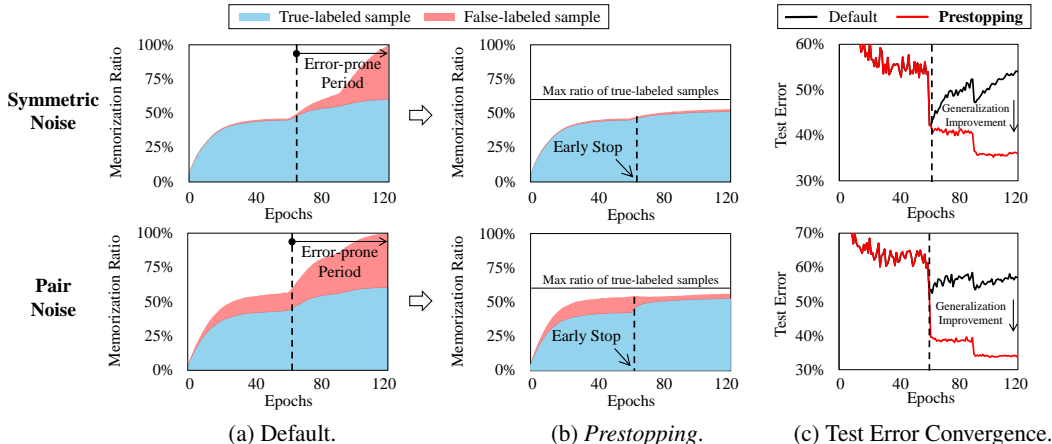


Figure 2: Key idea of *Prestopping*: (a) and (b) show how many true-labeled and false-labeled samples are memorized when training DenseNet (L=40, k=12)¹ on CIFAR-100 with two types of synthetic noises of 40%. “Default” is a standard training method, and “*Prestopping*” is our proposed one; (c) contrasts the convergence of test error between the two methods.

in *symmetric noise* (Figure 1(a)), the loss-based approach well separates true-labeled samples from false-labeled ones because many true-labeled ones exhibit smaller loss than false-labeled ones. On the other hand, in *pair* and *real-world noises* (Figures 1(b) and 1(c)), many false-labeled samples are misclassified as true-labeled ones because the two distributions overlap closely; this overlap confirms that the loss-based separation still accumulates severe label noise from many misclassified cases, especially in real-world noise or pair noise which is regarded as more *realistic* than symmetric noise (Ren et al., 2018; Yu et al., 2019). This limitation definitely calls for a new approach that supports *any type* of label noise for practical use.

In this regard, as shown in Figure 2(a), we thoroughly investigated the memorization effect of a DNN on the two types of noises and found two interesting properties as follows:

- **A noise type affects the memorization rate for false-labeled samples:** The memorization rate for false-labeled samples is faster with pair noise than with symmetric noise. That is, the red portion in Figure 2(a) starts to appear earlier in pair noise than in symmetric noise. This observation supports the significant overlap of true-labeled and false-labeled samples in Figure 1(b). Thus, the loss-based separation performs well only if the false-labeled samples are scarcely learned at an early stage of training, as in symmetric noise.
- **There is a period where the network accumulates the label noise severely:** Regardless of the noise type, the memorization of false-labeled samples significantly increases at a late stage of training. That is, the red portion in Figure 2(a) increases rapidly after the dashed line, in which we call the *error-prone period*. (See Section 3.2.1 for the details of estimating the error-prone period). We note that the training in that period brings *no benefit*. The generalization performance of “Default” deteriorates sharply, as shown in Figure 2(c).

Based on these findings, we contend that eliminating this error-prone period should make a profound impact on robust optimization.

In this paper, we propose a novel approach, called *Prestopping*, that achieves *noise-free* training based on the *early stopping* mechanism. Because there is no benefit from the error-prone period, *Prestopping* early stops training before that period begins. This early stopping effectively prevents a network from overfitting to false-labeled samples, and the samples memorized until that point are added to a *maximal safe set* because they are true-labeled (i.e., blue in Figure 2(a)) with high precision. Then, *Prestopping* resumes training the early stopped network *only* using the maximal safe set in support of noise-free training. Notably, our proposed merger of “early stopping” and “learning from the maximal safe set” indeed eliminates the error-prone period from the training process, as shown in Figure 2(b). As a result, the generalization performance of a DNN remarkably improves in both noise types, as shown in Figure 2(c).

¹The learning rate, as usual, was decayed at 50% and 75% of the total number of training epochs.

To validate the superiority of *Prestopping*, DenseNet (Huang et al., 2017) and VGG-19 (Simonyan & Zisserman, 2015) were trained on both simulated and real-world noisy data sets, including CIFAR-10, CIFAR-100, ANIMAL-10N, and Food-101N. Compared with four state-of-the-art methods, *Prestopping* significantly improved test error by up to $18.1pp^2$ in a wide range of noise rates.

2 RELATED WORK

Numerous studies have been conducted to address the problem of learning from noisy labels. A typical method is using “loss correction” that estimates the label transition matrix and corrects the loss of the samples in the mini-batch. *Bootstrap* (Reed et al., 2015) updates the network based on their own reconstruction-based objective with the notion of perceptual consistency. *F-correction* (Patrini et al., 2017) reweights the forward or backward loss of the training samples based on the label transition matrix estimated by a pre-trained normal network. *Active Bias* (Chang et al., 2017) heuristically evaluates uncertain samples with high prediction variances and then gives higher weights to their backward losses. Ren et al. (2018) include small clean validation data into the training data and re-weight the backward loss of the mini-batch samples such that the updated gradient minimizes the loss of those validation data. However, this family of methods is known to accumulate severe noise from the *false correction*, especially when the number of classes or the number of false-labeled samples is large (Han et al., 2018; Yu et al., 2019).

To be free from the false correction, many recent researches have adopted “sample selection” that trains the network on selected samples. These methods attempt to select true-labeled samples from the noisy training data for use in updating the network. *Decouple* (Malach & Shalev-Shwartz, 2017) maintains two networks simultaneously and updates the models only using the samples that have different label predictions from these two networks. *MentorNet* (Jiang et al., 2018) introduces a collaborative learning paradigm that a pre-trained mentor network guides the training of a student network. Based on the small-loss criteria, the mentor network provides the student network with the samples whose label is probably correct. *Co-teaching* (Han et al., 2018) and *Co-teaching+* (Yu et al., 2019) also maintain two networks, but each network selects a certain number of small-loss samples and feeds them to its peer network for further training. Compared with *Co-teaching*, *Co-teaching+* further employs the disagreement strategy of *Decouple*. However, their general philosophy of selecting *small-loss* samples works well only in some cases such as symmetric noise.

Most recently, a hybrid of “loss correction” and “sample selection” approaches was proposed by Song et al. (2019). Their algorithm called *SELFIE* trains the network on selectively refurbished false-labeled samples together with small-loss samples. *SELFIE* not only minimizes the number of falsely corrected samples but also exploits full exploration of the entire training data. Its component for sample selection can be replaced by our method to further improve the performance.

3 ROBUST TRAINING VIA *Prestopping*

3.1 PRELIMINARIES

A k -class classification problem requires the training data $\mathcal{D} = \{x_i, y_i^*\}_{i=1}^N$, where x_i is a sample and $y_i^* \in \{1, 2, \dots, k\}$ is its *true* label. Following the label noise scenario, let’s consider the noisy training data $\tilde{\mathcal{D}} = \{x_i, \tilde{y}_i\}_{i=1}^N$, where $\tilde{y}_i \in \{1, 2, \dots, k\}$ is a *noisy* label which may not be true. Then, in conventional training, when a mini-batch $\mathcal{B}_t = \{x_i, \tilde{y}_i\}_{i=1}^b$ consists of b samples randomly drawn from the noisy training data $\tilde{\mathcal{D}}$ at time t , the network parameter θ_t is updated in the descent direction of the expected loss on the mini-batch \mathcal{B}_t as in Eq. (1), where α is a learning rate and \mathcal{L} is a loss function.

$$\theta_{t+1} = \theta_t - \alpha \nabla \left(\frac{1}{|\mathcal{B}_t|} \sum_{x \in \mathcal{B}_t} \mathcal{L}(x, \tilde{y}; \theta_t) \right) \quad (1)$$

As for the notion of network memorization, a sample x is defined to be *memorized* by a network if the majority of its recent predictions at time t coincide with the given label, as in Definition 3.1.

Definition 3.1. (Memorized Sample) Let $\hat{y}_t = \Phi(x|\theta_t)$ be the predicted label of a sample x at time t and $H_x^t(q) = \{\hat{y}_{t_1}, \hat{y}_{t_2}, \dots, \hat{y}_{t_q}\}$ be the history of the sample x that stores the predicted labels of the recent q times, where Φ is a neural network. Next, $P(y|x, t; q)$ is formulated such that it provides

²A pp is the abbreviation of a percentage point.

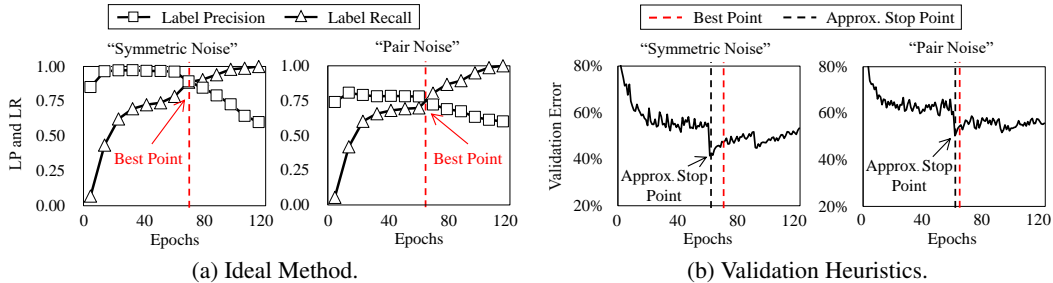


Figure 3: Early stop point estimated by ideal and heuristic methods when training DenseNet (L=40, k=12) on CIFAR-100 with two types of synthetic noises of 40%: (a) and (b) show the stop point derived by the ground-truth labels and the clean validation set, respectively.

the probability of the label $y \in \{1, 2, \dots, k\}$ estimated as the label of the sample x based on H_x^t as in Eq. (2), where $[\cdot]$ is the Iverson bracket³.

$$P(y|x, t; q) = \frac{\sum_{\hat{y} \in H_x^t(q)} [\hat{y} = y]}{|H_x^t(q)|} \quad (2)$$

Then, the sample x with its noisy label \tilde{y} is a *memorized sample* of the network with the parameter θ_t at time t if the condition in Eq. (3) holds.

$$\operatorname{argmax}_y P(y|x, t; q) = \tilde{y} \quad \square \quad (3)$$

3.2 TWO MAIN COMPONENTS AND PHASES

The key idea of *Prestopping* is learning from a maximal safe set with an early stopped network. Thus, the two components of “early stopping” and “learning from the maximal safe set” respectively raise the questions about **(Q1)** when is the best point to early stop the training process? and **(Q2)** what is the maximal safe set to enable noise-free training during the remaining period?

3.2.1 QUESTION 1: BEST POINT TO EARLY STOP

It is desirable to stop the training process at the point when the network (i) not only accumulates *little* noise from the false-labeled samples, (ii) but also acquires *sufficient* information from the true-labeled ones. Intuitively speaking, as indicated by the dashed line in Figure 3(a), the best stop point is the moment when *label precision* and *label recall* in Definition 3.2 cross with each other because it is the best trade-off between the two metrics. The period beyond this point is what we call the *error-prone period* because label precision starts decreasing rapidly.

If the ground truth y^* of a noisy label \tilde{y} is known, the best stop point can be easily calculated by these metrics.

Definition 3.2. (Label Metrics) Let $\mathcal{M}_t \subseteq \tilde{\mathcal{D}}$ be a set of memorized samples at time t . Then, *label precision (LP)* and *recall (LR)* (Han et al., 2018) are formulated as Eq. (4).

$$\text{LP} = \frac{|(x, \tilde{y}) \in \mathcal{M}_t : \tilde{y} = y^*|}{|\mathcal{M}_t|}, \quad \text{LR} = \frac{|(x, \tilde{y}) \in \mathcal{M}_t : \tilde{y} = y^*|}{|(x, \tilde{y}) \in \tilde{\mathcal{D}} : \tilde{y} = y^*|} \quad \square \quad (4)$$

However, it is not straightforward to find the exact best stop point *without* the ground-truth labels. Hence, we present two practical heuristics of approximating the best stop point with *minimal supervision*. These two heuristics require either a small clean validation set or a noise rate τ for the minimal supervision, where they are widely regarded as available in many studies (Veit et al., 2017; Ren et al., 2018; Han et al., 2018; Yu et al., 2019; Song et al., 2019).

- **Validation Heuristic:** If a clean validation set is given, we stop training the network when the validation error is the *lowest*. It is reasonable to expect that the lowest validation error is achieved near the cross point; after that point (i.e., in the error-prone period), the validation error likely increases because the network will be overfitted to the false-labeled samples. As shown in Figure 3(b), the estimated stop point is fairly close to the best stop point in both noise types.

³The Iverson bracket $[P]$ returns 1 if P is true; 0 otherwise.

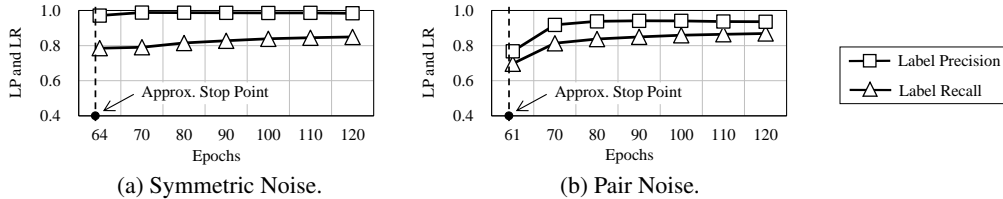


Figure 4: Label precision and label recall of the maximal safe set during the remaining epochs when training DenseNet (L=40, k=12) on CIFAR-100 with two types of synthetic noises of 40%.

- Noise-Rate Heuristic:** If a noise rate τ is known, we stop training the network when the training error reaches $\tau \times 100\%$. If we assume that all true-labeled samples of $(1-\tau) \times 100\%$ are memorized before any false-labeled samples of $\tau \times 100\%$ (Arpit et al., 2017), this point indicates the cross point of label precision and label recall with their values to be all 1. This heuristic tends to perform worse than the validation heuristic because the assumption does not hold perfectly. We further discuss its quality in Appendix A.

3.2.2 QUESTION 2: CRITERION OF A MAXIMAL SAFE SET

Because the network is early stopped at the (estimated) best point, the set of memorized samples at that time is quantitatively sufficient and qualitatively less noisy. That is, it can be used as a safe and effective training set to resume the training of the early stopped network without accumulating the label noise. Based on this intuition, we define a *maximal safe set* in Definition 3.3, which is initially derived from the memorized samples at the early stop point and gradually increased as well as purified along with the network’s learning progress. In each mini-batch \mathcal{B}_t , the network parameter θ_t is updated using the current maximal safe set \mathcal{S}_t as in Eq. (5), and subsequently a more refined maximal safe set \mathcal{S}_{t+1} is derived by the updated network.

Definition 3.3. (Maximal Safe Set) Let t_{stop} be the early stop point. A *maximal safe set* \mathcal{S}_t at time t is defined to be the set of the memorized samples of the network $\Phi(x; \theta_t)$ when $t \geq t_{stop}$. The network $\Phi(x; \theta_t)$ at $t = t_{stop}$ is the early stopped network, i.e., $\mathcal{S}_{t_{stop}} = \mathcal{M}_{t_{stop}}$, and the network $\Phi(x; \theta_t)$ at $t > t_{stop}$ is obtained by Eq. (5).

$$\theta_{t+1} = \theta_t - \alpha \nabla \left(\frac{1}{|\mathcal{B}'_t|} \sum_{x \in \mathcal{B}'_t} \mathcal{L}(x, \tilde{y}; \theta_t) \right) \quad (5)$$

$$\mathcal{B}'_t = \{x | x \in \mathcal{S}_t \cap \mathcal{B}_t\} \quad \square$$

Figure 4 shows the main advantage of learning from the maximal safe set during the remaining period. Even when the noise rate is quite high (e.g., 40%), this learning paradigm exploits most of true-labeled samples, in considering that the label recall of the maximal safe set was maintained over 0.81 in symmetric noise and over 0.84 in pair noise after the 80th epoch. Further, by excluding unsafe samples that might accumulate the label noise, the label precision of the maximal safe set increases rapidly at the beginning of the remaining period; it was maintained over 0.99 in symmetric noise and over 0.94 even in pair noise after the 80th epoch, which could *not* be realized by the small-loss separation (Han et al., 2018; Song et al., 2019).

4 ALGORITHM DESCRIPTION

4.1 MAIN ALGORITHM: *Prestopping* WITH VALIDATION HEURISTIC

Algorithm 1 describes the overall procedure of *Prestopping* with the *validation* heuristic, which is self-explanatory. First, the network is trained on the noisy training data $\tilde{\mathcal{D}}$ in the *default* manner (Lines 3–6). During this first phase, the validation data \mathcal{V} is used to evaluate the best point for the early stop, and the network parameter is saved at the time of the lowest validation error (Lines 7–8). Then, during the second phase, *Prestopping* continues to train the early stopped network for the remaining learning period (Lines 10–12). Here, the maximal safe set \mathcal{S}_t at the current moment is retrieved, and each sample $x \in \mathcal{S}_t \cap \mathcal{B}_t$ is used to update the network parameter. The mini-batch samples not included in \mathcal{S}_t are no longer used in pursuit of robust learning (Lines 14–15).

Algorithm 1 *Prestopping* with Validation Heuristic

INPUT: $\tilde{\mathcal{D}}$: data, \mathcal{V} : clean validation data, *epochs*: total number of epochs, *q*: history length
OUTPUT: θ_t : network parameters

- 1: $t \leftarrow 1$; $\theta_t \leftarrow$ Initialize the network parameter;
- 2: $\theta_{t_{stop}} \leftarrow \emptyset$; /* The parameter of the stopped network */
- 3: **for** $i = 1$ **to** *epochs* **do** /* **Phase I: Learning from a noisy training data set** */
- 4: **for** $j = 1$ **to** $|\tilde{\mathcal{D}}|/|\mathcal{B}_t|$ **do**
- 5: Draw a mini-batch \mathcal{B}_t from $\tilde{\mathcal{D}}$;
- 6: $\theta_{t+1} = \theta_t - \alpha \nabla \left(\frac{1}{|\mathcal{B}_t|} \sum_{x \in \mathcal{B}_t} \mathcal{L}(x, \tilde{y}; \theta_t) \right)$; /* Update by Eq. (1) */
- 7: $val_err \leftarrow$ Get_Validation_Error(\mathcal{V}, θ_t); /* A validation error at time t */
- 8: **if** *isMin*(val_err) **then** $\theta_{t_{stop}} \leftarrow \theta_t$; /* Save the network when *val_error* is the lowest */
- 9: $t \leftarrow t + 1$;
- 10: $\theta_t \leftarrow \theta_{t_{stop}}$; /* Load the network stopped at t_{stop} */
- 11: **for** $i = stop_epoch$ **to** *epochs* **do** /* **Phase II: Learning from a maximal safe set** */
- 12: **for** $j = 1$ **to** $|\tilde{\mathcal{D}}|/|\mathcal{B}_t|$ **do**
- 13: Draw a mini-batch \mathcal{B}_t from $\tilde{\mathcal{D}}$;
- 14: $\mathcal{S}_t \leftarrow \{x | \operatorname{argmax}_y P(y|x, t; q) = \tilde{y}\}$; /* A maximal safe set in Definition 3.3 */
- 15: $\theta_{t+1} = \theta_t - \alpha \nabla \left(\frac{1}{|\mathcal{S}_t \cap \mathcal{B}_t|} \sum_{x \in \mathcal{S}_t \cap \mathcal{B}_t} \mathcal{L}(x, \tilde{y}; \theta_t) \right)$; /* Update by Eq. (5) */
- 16: $t \leftarrow t + 1$;
- 17: **return** θ_t, \mathcal{S}_t ;

4.2 COLLABORATION WITH SAMPLE REFURBISHMENT: *Prestopping+*

To further improve the performance of *Prestopping*, we introduce *Prestopping+* that employs the concept of selectively refurbishing false-labeled samples in *SELFIE* (Song et al., 2019). In detail, the final maximal safe set $\mathcal{S}_{t_{end}}$ is retrieved from the first run of *Prestopping*, and then it is used as the true-labeled set for the next run of *SELFIE* with initializing the network parameter. Following the update principle of *SELFIE*, the modified gradient update rule in Eq. (6) is used to train the network. For each sample x in the mini-batch \mathcal{B}_t , the given label \tilde{y} of x is selectively refurbished into y^{refurb} if it can be corrected with high precision. However, the mini-batch samples included in $\mathcal{S}_{t_{end}}$ are omitted from the refurbishment because their label is already highly credible. Then, the mini-batch samples in the refurbished set \mathcal{R}_t are provided to update the network together with those in the final maximal safe set $\mathcal{S}_{t_{end}}$. Refer to Song et al. (2019)’s work for more details.

$$\theta_{t+1} = \theta_t - \alpha \nabla \left(\frac{1}{|\{x|x \in \mathcal{R}_t \cap \mathcal{S}_{t_{end}}\}|} \left(\sum_{x \in \mathcal{R}_t \cap \mathcal{S}_{t_{end}}} \mathcal{L}(x, y^{refurb}; \theta_t) + \sum_{x \in \mathcal{S}_{t_{end}}} \mathcal{L}(x, \tilde{y}; \theta_t) \right) \right) \quad (6)$$

5 EVALUATION

Data Sets: To verify the superiority of *Prestopping*, we performed an image classification task on *four* benchmark data sets: CIFAR-10 (10 classes)⁴ and CIFAR-100 (100 classes)⁴, a subset of 80 million categorical images (Krizhevsky et al., 2014); ANIMAL-10N (10 classes)⁵, a real-world noisy data of human-labeled online images for confusing animals (Song et al., 2019); FOOD-101N (101 classes)⁶, a real-world noisy data of crawled food images annotated by their search keywords in the FOOD-101 taxonomy (Bossard et al., 2014; Lee et al., 2018). We did not apply any data augmentation.

Noise Injection: As all labels in the CIFAR data sets are clean, we artificially corrupted the labels in these data sets using typical methods for the evaluation of synthetic noises (Ren et al., 2018; Han et al., 2018; Yu et al., 2019). For k classes, we applied the label transition matrix \mathbf{T} : (i) *symmetric noise*: $\forall_{j \neq i} \mathbf{T}_{ij} = \frac{\tau}{k-1}$ and (ii) *pair noise*: $\exists_{j \neq i} \mathbf{T}_{ij} = \tau \wedge \forall_{k \neq i, k \neq j} \mathbf{T}_{ik} = 0$, where \mathbf{T}_{ij} is the probability of the true label i being flipped to the corrupted label j and τ is the noise rate. For the pair noise, the corrupted label j was set to be the next label of the true label i following the recent work (Yu et al.,

⁴<https://www.cs.toronto.edu/~kriz/cifar.html>⁵<https://dm.kaist.ac.kr/datasets/animal-10n>⁶<https://kuanghuei.github.io/Food-101N>

2019; Song et al., 2019). To evaluate the robustness on varying noise rates from light noise to heavy noise, we tested five noise rates $\tau \in \{0.0, 0.1, 0.2, 0.3, 0.4\}$. In contrast, we did not inject any label noise into ANIMAL-10N and FOOD-101N⁷ because they contain real label noise estimated at 8.0% and 18.4% respectively (Lee et al., 2018; Song et al., 2019).

Clean Validation Data: Recall that a clean validation set is needed for the validation heuristic in Section 3.2.1. As for ANIMAL-10N and Food-101N, we did exploit their own clean validation data; 5,000 and 3,824 images, respectively, were included in their validation set. However, as no validation data exists for the CIFAR data sets, we constructed a small clean validation set by randomly selecting 1,000 images from the *original* training data of 50,000 images. Please note that the noise injection process was applied to only the rest 49,000 training images.

Networks and Hyperparameters: For the classification task, we trained DenseNet (L=40, k=12) and VGG-19 with a momentum optimizer. Specifically, we used a momentum of 0.9, a batch size of 128, a dropout of 0.1, and batch normalization. *Prestopping* has only one unique hyperparameter, the history length q , and it was set to be 10, which was the best value found by the grid search (see Appendix B.1 for details). The hyperparameters used in the compared algorithms were favorably set to be the best values presented in the original papers. As for the training schedule, we trained the network for 120 epochs and used an initial learning rate 0.1, which was divided by 5 at 50% and 75% of the total number of epochs.

Algorithms: We compared *Prestopping* and *Prestopping+* with not only a baseline algorithm but also the *four* state-of-the-art robust training algorithms: *Default* trains the network without any processing for the label noise; *Active Bias* re-weights the backward loss of training samples based on their prediction variance; *Co-teaching* selects a certain number of small-loss samples to train the network based on the co-training mechanism (Blum & Mitchell, 1998); *Co-teaching+* is similar to *Co-teaching*, but its small-loss samples are selected from the disagreement set; *SELFIE* selectively refurbishes noisy samples and exploits them together with the small-loss samples. All the algorithms were implemented using TensorFlow 1.8.0 and executed using 16 NVIDIA Titan Volta GPUs. For reproducibility, we provide the source code at <https://bit.ly/213g9Jx>. In support of reliable evaluation, we repeated every task *thrice* and reported the average and standard error of the best test errors, which are the common measures of robustness to noisy labels (Chang et al., 2017; Jiang et al., 2018; Ren et al., 2018; Song et al., 2019).

5.1 PERFORMANCE COMPARISON

Figures 5 and 6 show the test error of the seven training methods using two CNNs on two data sets with varying *pair* and *symmetric* noise rates, respectively. The results of *Prestopping* and *Prestopping+* in Section 5 were obtained using the *validation* heuristic. See Appendix A for the results of the *noise-rate* heuristic. In order to highlight the improvement of *Prestopping* and *Prestopping+* over the other methods, their lines are dark colored. Figure 7 shows the test error on two *real-world* noisy data sets with different noise rates. The best test errors are detailed in Tables 1 and 2 of Appendix C.

5.1.1 RESULT WITH PAIR NOISE (FIGURE 5)

The performance trend in the two network architectures were similar with each other. In general, either *Prestopping* or *Prestopping+* achieved the lowest test error in a wide range of noise rates on both CIFAR data sets. With help of the refurbished samples, *Prestopping+* achieved a slightly better performance than *Prestopping* in CIFAR-10. However, an opposite trend was observed in CIFAR-100; this phenomenon was due to a large number of falsely corrected labels under the pair noise, especially when the number of classes is large (see Appendix B.2 for details). Although *SELFIE* achieved relatively lower test error among the existing methods, the test error of *SELFIE* was still worse than that of *Prestopping*. *Co-teaching* did not work well because many false-labeled samples were misclassified as clean ones; *Co-teaching+* was shown to be even worse than *Co-teaching* despite it being an improvement of *Co-teaching* (see Section 5.3 for details). The test error of *Active Bias* was not comparable to that of *Prestopping*. The performance improvement of ours over the others increased as the label noise became heavier. In particular, at a heavy noise rate of 40%, *Prestopping* or *Prestopping+* significantly reduced the *absolute* test error by 2.2pp–18.1pp compared with the other robust methods.

⁷In FOOD-101N, we used a subset of the entire training data marked with whether the label is correct or not.

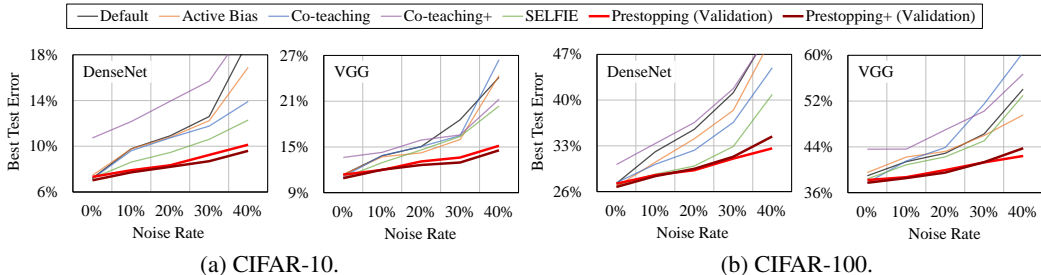


Figure 5: Best test errors using two CNNs on two data sets with varying **pair** noise rates.

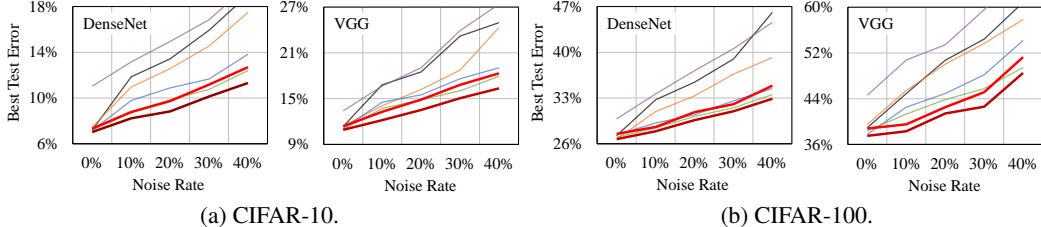


Figure 6: Best test errors using two CNNs on two data sets with varying **symmetric** noise rates.

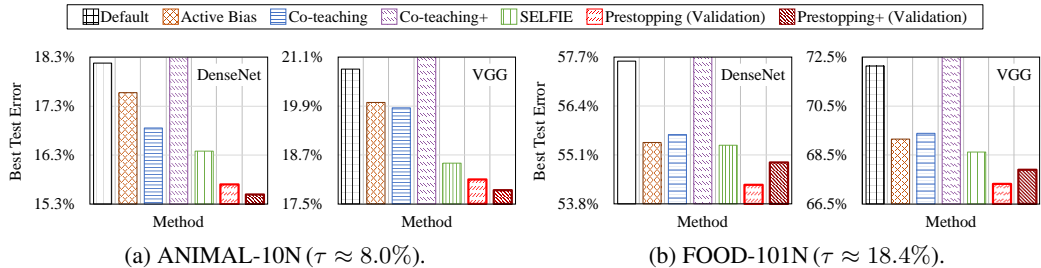


Figure 7: Best test errors using two CNNs on two data sets with **real-world** noises.

5.1.2 RESULT WITH SYMMETRIC NOISE (FIGURE 6)

Similar to the pair noise, both *Prestopping* and *Prestopping+* generally outperformed the other methods. In particular, the performance of *Prestopping+* was the best at any noise rate on all data sets, because the synergistic effect was higher in symmetric noise than in pair noise. Quantitatively, at a heavy noise rate of 40%, our methods showed significant reduction in the *absolute* test error by 0.3pp–17.5pp compared with the other robust methods. Unlike the pair noise, *Co-teaching* and *SELFIE* achieved a low test error comparable to *Prestopping* because true-labeled samples could be well separated from false-labeled ones by their small-loss criteria; hence, the dominance between *Co-teaching* and *Active Bias* was reversed so that the former slightly outperformed the latter.

5.1.3 RESULT WITH REAL-WORLD NOISE (FIGURE 7)

Both *Prestopping* and *Prestopping+* maintained their dominance over the other methods under *real-world* label noise as well. *Prestopping+* achieved the lowest test error when the number of classes is small (e.g., ANIMAL-10N), while *Prestopping* was the best when the number of classes is large (e.g., FOOD-101N) owing to the difficulty in label correction of *Prestopping+*. (Thus, practitioners are recommended to choose between *Prestopping* and *Prestopping+* depending on the number of classes in hand.) Specifically, they improved the *absolute* test error by 0.4pp–4.6pp and 0.5pp–8.2pp in ANIMAL-10N and FOOD-101N, respectively. Therefore, we believe that the advantage of our methods is unquestionable even in the real-world scenarios.

5.2 CONVERGENCE ANALYSIS (FIGURE 8)

To verify that the error-prone period is eliminated, we plot the convergence of test error for the seven training methods. The test error of *Default*, *Active Bias*, and *Co-teaching+* first reached their lowest values before the error-prone period, and then increased rapidly in the error-prone period. On the other hand, the remaining methods kept reducing the test error even in that period. Notably, *Prestopping+*

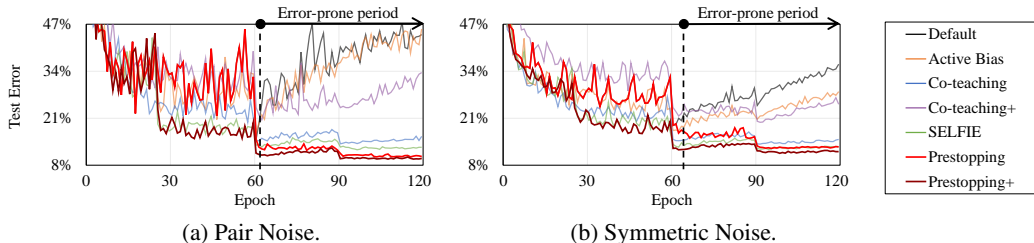


Figure 8: Convergence curves of DenseNet (L=40, k=12) on CIFAR-10 with a noise rate of 40%.

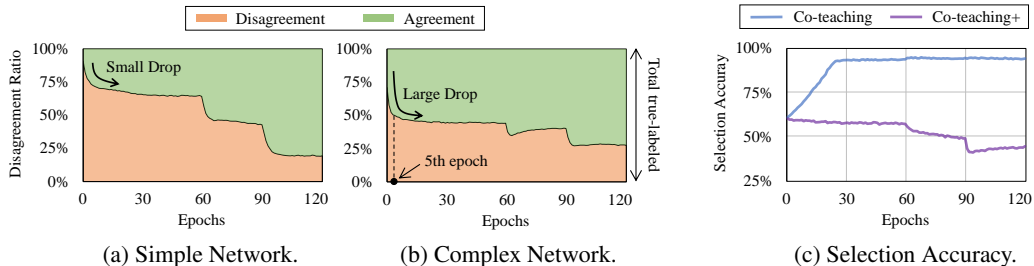


Figure 9: Anatomy of *Co-teaching+* on CIFAR-100 with 40% symmetric noise: (a) and (b) show the change in disagreement ratio for all true-labeled samples, when using *Co-teaching+* to train two networks with different complexity, where “simple network” is a network with seven layers used by Yu et al. (2019), and “complex network” is a DenseNet (L=40, k=12) used for our evaluation; (c) shows the accuracy of selecting true-labeled samples on the DenseNet.

achieved the lowest test error at the end, owing to the successful merger of the advanced sample selection in *Prestopping* and the sample refurbishment in *SELFIE*. In addition, the performance of *Prestopping* was shown to be almost the same as and comparable to that of *Prestopping+* in pair and symmetric noises, respectively. The test error of *SELFIE* also converged faster than those of the other existing methods, but it was still inferior to *Prestopping+*. Thus, these results confirm that our two methods effectively overcome the error-prone period.

5.3 ANATOMY OF *Co-teaching+* (FIGURE 9)

Although *Co-teaching+* is the latest method, its performance was worse than expected, as shown in Section 5.1. Thus, we looked into *Co-teaching+* in more detail. A poor performance of *Co-teaching+* was attributed to the fast consensus of the label predictions for true-labeled samples, especially when training a complex network. In other words, because two complex networks in *Co-teaching+* start making the same predictions for true-labeled samples too early, these samples are excluded too early. As shown in Figures 9(a) and 9(b), the disagreement ratio with regard to the true-labeled samples dropped faster with a complex network than with a simple network, in considering that the ratio drastically decreased to 49.8% during the first 5 epochs. Accordingly, it is evident that *Co-teaching+* with a complex network causes a *narrow exploration* of the true-labeled samples, and the selection accuracy of *Co-teaching+* naturally degraded from 60.4% to 44.8% for that reason, as shown in Figure 9(c). Therefore, we conclude that *Co-teaching+* may not suit a complex network.

6 CONCLUSION

In this paper, we proposed a novel two-phase training strategy for the noisy training data, which we call *Prestopping*. The first phase, “early stopping,” retrieves an initial set of true-labeled samples as many as possible, and the second phase, “learning from a maximal safe set,” completes the rest training process only using the true-labeled samples with high precision. *Prestopping* can be easily applied to many real-world cases because it additionally requires only either a small clean validation set or a noise rate. Furthermore, we combined this novel strategy with sample refurbishment to develop *Prestopping+*. Through extensive experiments using various real-world and simulated noisy data sets, we verified that either *Prestopping* or *Prestopping+* achieved the lowest test error among the seven compared methods, thus significantly improving the robustness to diverse types of label noise. Overall, we believe that our work of dividing the training process into two phases by early stopping is a new direction for robust training and can trigger a lot of subsequent studies.

REFERENCES

- Devansh Arpit, Stanislaw Jastrzebski, Nicolas Ballas, David Krueger, Emmanuel Bengio, Maxinder S Kanwal, Tegan Maharaj, Asja Fischer, Aaron Courville, Yoshua Bengio, et al. A closer look at memorization in deep networks. In *ICML*, pp. 233–242, 2017.
- Avrim Blum and Tom Mitchell. Combining labeled and unlabeled data with co-training. In *COLT*, pp. 92–100, 1998.
- Lukas Bossard, Matthieu Guillaumin, and Luc Van Gool. Food-101—mining discriminative components with random forests. In *ECCV*, pp. 446–461, 2014.
- Haw-Shiuan Chang, Erik Learned-Miller, and Andrew McCallum. Active Bias: Training more accurate neural networks by emphasizing high variance samples. In *NeurIPS*, pp. 1002–1012, 2017.
- Bo Han, Quanming Yao, Xingrui Yu, Gang Niu, Miao Xu, Weihua Hu, Ivor Tsang, and Masashi Sugiyama. Co-teaching: Robust training of deep neural networks with extremely noisy labels. In *NeurIPS*, pp. 8536–8546, 2018.
- Gao Huang, Zhuang Liu, Laurens Van Der Maaten, and Kilian Q Weinberger. Densely connected convolutional networks. In *CVPR*, pp. 4700–4708, 2017.
- Lu Jiang, Zhengyuan Zhou, Thomas Leung, Li-Jia Li, and Li Fei-Fei. MentorNet: Learning data-driven curriculum for very deep neural networks on corrupted labels. In *ICML*, pp. 2309–2318, 2018.
- Alex Krizhevsky, Ilya Sutskever, and Geoffrey E Hinton. ImageNet classification with deep convolutional neural networks. In *NeurIPS*, pp. 1097–1105, 2012.
- Alex Krizhevsky, Vinod Nair, and Geoffrey Hinton. CIFAR-10 and CIFAR-100 datasets, 2014. <https://www.cs.toronto.edu/~kriz/cifar.html>.
- Kuang-Huei Lee, Xiaodong He, Lei Zhang, and Linjun Yang. Cleannet: Transfer learning for scalable image classifier training with label noise. In *CVPR*, pp. 5447–5456, 2018.
- Eran Malach and Shai Shalev-Shwartz. Decoupling “when to update” from “how to update”. In *NeurIPS*, pp. 960–970, 2017.
- Giorgio Patrini, Alessandro Rozza, Aditya Krishna Menon, Richard Nock, and Lizhen Qu. Making deep neural networks robust to label noise: A loss correction approach. In *CVPR*, pp. 2233–2241, 2017.
- Joseph Redmon, Santosh Divvala, Ross Girshick, and Ali Farhadi. You only look once: Unified, real-time object detection. In *CVPR*, pp. 779–788, 2016.
- Scott Reed, Honglak Lee, Dragomir Anguelov, Christian Szegedy, Dumitru Erhan, and Andrew Rabinovich. Training deep neural networks on noisy labels with bootstrapping. In *ICLR*, 2015.
- Mengye Ren, Wenjuan Zeng, Bin Yang, and Raquel Urtasun. Learning to reweight examples for robust deep learning. In *ICML*, pp. 4334–4343, 2018.
- Karen Simonyan and Andrew Zisserman. Very deep convolutional networks for large-scale image recognition. In *ICLR*, 2015.
- Hwanjun Song, Minseok Kim, and Jae-Gil Lee. Selfie: Refurbishing unclean samples for robust deep learning. In *ICML*, pp. 5907–5915, 2019.
- Andreas Veit, Neil Alldrin, Gal Chechik, Ivan Krasin, Abhinav Gupta, and Serge Belongie. Learning from noisy large-scale datasets with minimal supervision. In *CVPR*, pp. 839–847, 2017.
- Xingrui Yu, Bo Han, Jiangchao Yao, Gang Niu, Ivor Tsang, and Masashi Sugiyama. How does disagreement help generalization against label corruption? In *ICML*, pp. 7164–7173, 2019.
- Chiyuan Zhang, Samy Bengio, Moritz Hardt, Benjamin Recht, and Oriol Vinyals. Understanding deep learning requires rethinking generalization. In *ICLR*, 2017.

A Prestopping WITH NOISE-RATE HEURISTIC

Algorithm 2 describes the overall procedure of *Prestopping* with the *noise-rate* heuristic, which is also self-explanatory. Compared with Algorithm 1, only the way of determining the best stop point in Lines 7–9 has changed.

Algorithm 2 *Prestopping* with Noise-Rate Heuristic

INPUT: $\tilde{\mathcal{D}}$: data, *epochs*: total number of epochs, q : history length, τ : noise rate
 OUTPUT: θ_t : network parameters
 1: $t \leftarrow 1$; $\theta_t \leftarrow$ Initialize the network parameter;
 2: $\theta_{t_{stop}} \leftarrow \emptyset$; /* The parameter of the stopped network */
 3: **for** $i = 1$ **to** *epochs* **do** /* **Phase I: Learning from a noisy training data set** */
 4: **for** $j = 1$ **to** $|\tilde{\mathcal{D}}|/|\mathcal{B}_t|$ **do**
 5: Draw a mini-batch \mathcal{B}_t from $\tilde{\mathcal{D}}$;
 6: $\theta_{t+1} = \theta_t - \alpha \nabla \left(\frac{1}{|\mathcal{B}_t|} \sum_{x \in \mathcal{B}_t} \mathcal{L}(x, \tilde{y}; \theta_t) \right)$; /* Update by Eq. (1) */
 7: $train_err \leftarrow$ Get_Training_Error($\tilde{\mathcal{D}}, \theta_t$); /* A training error at time t */
 8: **if** $train_err \leq \tau$ **then** /* Save the network when $train_err \leq \tau$ */
 9: $\theta_{t_{stop}} \leftarrow \theta_t$; **break**;
 10: $t \leftarrow t + 1$;
 11: $\theta_t \leftarrow \theta_{t_{stop}}$; /* Load the network stopped at t_{stop} */
 12: **for** $i = stop_epoch$ **to** *epochs* **do** /* **Phase II: Learning from a maximal safe set** */
 13: **for** $j = 1$ **to** $|\tilde{\mathcal{D}}|/|\mathcal{B}_t|$ **do**
 14: Draw a mini-batch \mathcal{B}_t from $\tilde{\mathcal{D}}$;
 15: $\mathcal{S}_t \leftarrow \{x | \operatorname{argmax}_y P(y|x, t; q) = \tilde{y}\}$; /* A maximal safe set in Definition 3.3 */
 16: $\theta_{t+1} = \theta_t - \alpha \nabla \left(\frac{1}{|\mathcal{S}_t \cap \mathcal{B}_t|} \sum_{x \in \mathcal{S}_t \cap \mathcal{B}_t} \mathcal{L}(x, \tilde{y}; \theta_t) \right)$; /* Update by Eq. (5) */
 17: $t \leftarrow t + 1$;
 18: **return** θ_t, \mathcal{S}_t ;

A.1 RESULT WITH SYNTHETIC NOISE (FIGURE 10)

To verify the performance of *Prestopping* and *Prestopping+* with the *noise-rate* heuristic in Section 3.2.1, we trained a VGG-19 network on two simulated noisy data sets with the same configuration as in Section 5. Figure 10 shows the test error of our two methods using the noise-rate heuristic as well as those of the other five training methods. Again, the test error of either *Prestopping* or *Prestopping+* was the lowest at most error rates with any noise type. The trend of the noise-rate heuristic here was almost the same as that of the validation heuristic in Section 5.1. Especially when the noise rate was 40%, *Prestopping* and *Prestopping+* significantly improved the test error by 5.1pp–17.0pp in the pair noise (Figure 10(a)) and 0.3pp–17.3pp in the symmetric noise (Figure 10(b)) compared with the other robust methods.

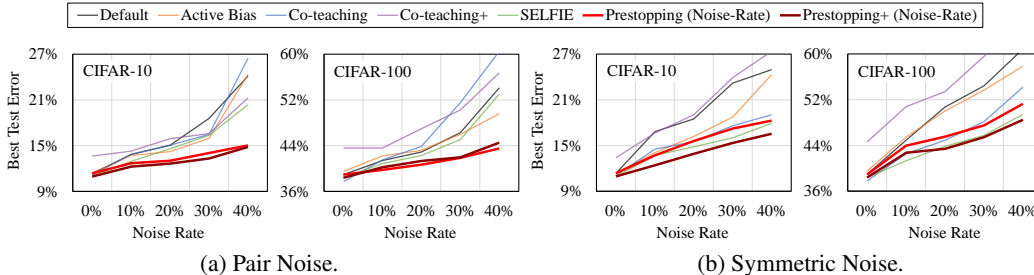


Figure 10: Best test errors using VGG-19 on two simulated noisy data sets with varying noise rates.

A.2 COMPARISON WITH VALIDATION HEURISTIC (FIGURE 11)

Figure 11 shows the difference in test error caused by the two heuristics. Overall, the performance with the noise-rate heuristic was worse than that with validation heuristic, even though the worse one outperformed the other training methods as shown in Figure 10. As the assumption of the noise-rate heuristic does not hold perfectly, a lower performance of the noise-rate heuristic looks reasonable.

However, we expect that the performance with this heuristic can be improved by stopping a little earlier than the estimated point, and we leave this extension as the future work.

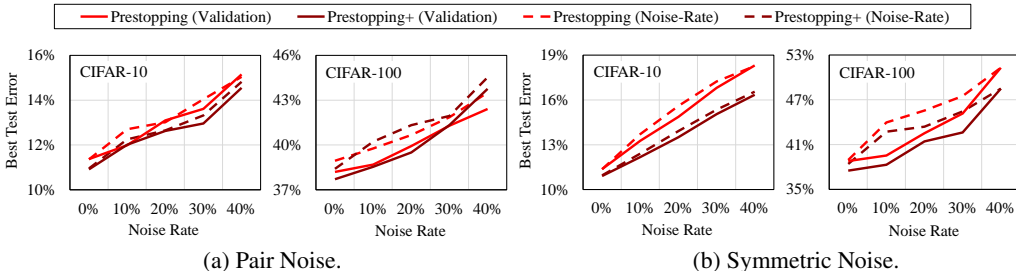


Figure 11: Difference in test error between two heuristics on two simulated noisy data sets.

B SUPPLEMENTARY EVALUATION

B.1 HYPERPARAMETER SELECTION (FIGURE 12)

Prestopping requires one additional hyperparameter, the history length q in Definition 3.1. For hyperparameter tuning, we trained DenseNet ($L=40, k=12$) on CIFAR-10 and CIFAR-100 with a noise rate of 40%, and the history length q was chosen in a grid $\in \{1, 5, 10, 15, 20\}$. Figure 12 shows the test error of *Prestopping* obtained by the grid search on two noisy CIFAR data sets. Regardless of the noise type, the lowest test error was typically achieved when the value of q was 10 in both data sets. Therefore, the history length q was set to be 10 in all experiments.

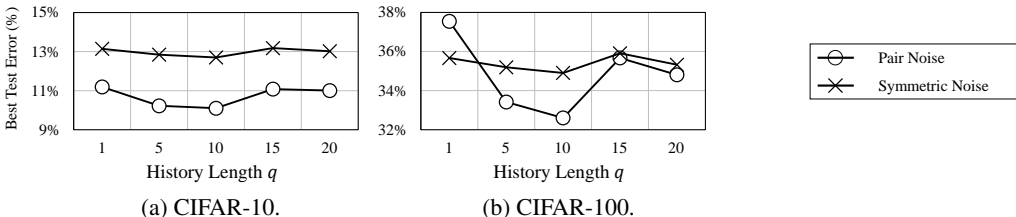


Figure 12: Grid search on CIFAR-10 and CIFAR-100 with two types of noises of 40%.

B.2 IMPACT OF NUMBER OF CLASSES ON *Prestopping+* (FIGURE 13)

We investigate the impact of the number of classes on *Prestopping+* under the pair noise of 40%. Figure 13 shows the ratio of refurbished samples used for training (hatched bar) with the refurbishing accuracy (solid line) on two data sets with 10 and 100 classes. When the number of classes is small (e.g., 10), *Prestopping+* refurbished most of false-labeled samples very accurately; the refurbishing accuracy was consistently over 91.6% during the entire training period. On the other hand, when the number of classes is large (e.g., 100), the refurbishing accuracy drastically dropped from 92.0% to 76.7% as more samples were refurbished. Thus, as shown in Figure 13(b), collaboration with sample refurbishment is not always synergistic because such a significant drop in the refurbishing accuracy could induce many falsely corrected samples, especially when there are many classes.

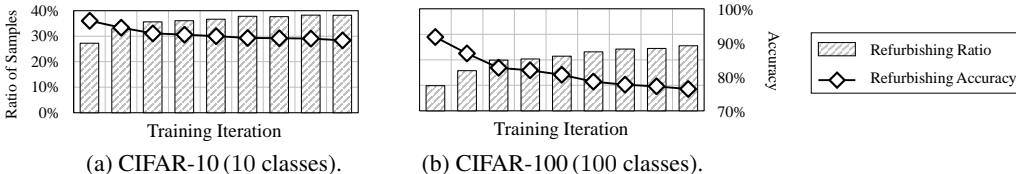


Figure 13: Refurbishing ratio and accuracy of *Prestopping+* when training DenseNet ($L=40, k=12$) on CIFAR-10 and CIFAR-100 with pair noise of 40%.

C COMPLETE RESULTS ON BEST TEST ERROR

Table 1 shows the test error of seven training methods using two CNNs on two *simulated* noisy data sets with varying noise rates. Table 2 shows the test error of seven training methods using two CNNs on two *real-world* noisy data sets with different noise rates.

Table 1: The best test errors (%) of seven training methods on two types of **synthetic** noises with varying noise rates (0%, 10%, 20%, 30%, and 40%) in Figures 5 and 6.

Noise Type	Pair Noise in Figure 5				Symmetric Noise in Figure 6			
	CIFAR-10		CIFAR-100		CIFAR-10		CIFAR-100	
	DenseNet	VGG	DenseNet	VGG	DenseNet	VGG	DenseNet	VGG
<i>Default</i>	7.20±0.05	11.4±0.14	27.3±0.35	38.9±0.07	7.20±0.05	11.4±0.14	27.3±0.35	38.9±0.07
<i>Active Bias</i>	7.45±0.36	11.4±0.08	26.7±0.48	39.5±0.09	7.45±0.36	11.4±0.08	26.7±0.48	39.5±0.09
<i>Co-teaching</i>	7.16±0.01	11.1±0.14	27.4±0.87	37.7±0.04	7.16±0.01	11.1±0.14	27.4±0.87	37.7±0.04
<i>Co-teaching+</i>	10.7±0.27	13.6±0.28	30.1±0.24	43.6±0.09	10.7±0.27	13.6±0.28	30.1±0.24	43.6±0.09
<i>SELFIE</i>	7.20±0.06	11.0±0.07	27.0±0.41	38.4±0.12	7.20±0.06	11.0±0.07	27.0±0.41	38.4±0.12
<i>Prestopping</i>	7.32±0.06	11.4±0.15	27.2±0.11	38.2±0.17	7.32±0.06	11.4±0.15	27.2±0.11	38.2±0.17
<i>Prestopping+</i>	7.02±0.11	10.9±0.10	26.7±0.18	37.7±0.16	7.02±0.11	10.9±0.10	26.7±0.18	37.5±0.16

(a) The best test errors under pair and symmetric noises of 0% ($\tau = 0.0$).

Noise Type	Pair Noise in Figure 5				Symmetric Noise in Figure 6			
	CIFAR-10		CIFAR-100		CIFAR-10		CIFAR-100	
	DenseNet	VGG	DenseNet	VGG	DenseNet	VGG	DenseNet	VGG
<i>Default</i>	9.79±0.02	13.8±0.62	32.1±0.19	41.4±0.15	11.9±0.74	16.8±0.05	32.7±0.66	44.9±0.24
<i>Active Bias</i>	9.77±0.27	13.7±0.14	30.5±0.63	42.2±0.22	11.0±0.44	14.1±0.36	30.9±0.19	45.5±0.21
<i>Co-teaching</i>	9.62±0.09	13.9±0.13	30.2±0.38	41.5±0.20	9.79±0.18	14.5±0.12	29.2±0.15	42.5±0.30
<i>Co-teaching+</i>	12.2±0.14	14.3±0.07	33.4±0.14	43.6±0.52	13.2±0.34	16.7±0.09	33.6±0.41	50.8±0.24
<i>SELFIE</i>	8.62±0.36	13.0±0.07	28.7±0.20	40.9±0.14	8.73±0.12	13.7±0.23	28.4±0.09	41.3±0.32
<i>Prestopping</i>	7.91±0.19	12.0±0.14	28.5±0.14	38.7±0.20	8.77±0.44	13.3±0.03	28.6±0.84	39.5±0.21
<i>Prestopping+</i>	7.72±0.01	12.0±0.10	28.3±0.12	38.5±0.24	8.23±0.25	12.2±0.13	27.9±0.03	38.3±0.16

(b) The best test errors under pair and symmetric noises of 10% ($\tau = 0.1$).

Noise Type	Pair Noise in Figure 5				Symmetric Noise in Figure 6			
	CIFAR-10		CIFAR-100		CIFAR-10		CIFAR-100	
	DenseNet	VGG	DenseNet	VGG	DenseNet	VGG	DenseNet	VGG
<i>Default</i>	10.9±0.44	15.1±1.11	35.5±0.41	42.9±0.21	13.4±0.77	18.5±0.31	35.4±0.79	50.7±0.22
<i>Active Bias</i>	10.8±0.17	14.2±0.13	34.1±0.69	43.2±0.09	12.6±0.27	16.2±0.20	33.3±0.25	50.0±0.25
<i>Co-teaching</i>	10.7±0.13	15.1±0.16	32.3±0.95	43.9±0.31	10.9±0.27	15.5±0.08	30.4±0.20	44.9±0.17
<i>Co-teaching+</i>	13.9±0.38	15.9±0.31	36.6±0.34	47.0±0.34	15.0±0.34	19.0±0.11	37.2±0.18	53.4±0.14
<i>SELFIE</i>	9.46±0.10	14.6±0.06	29.9±0.44	42.3±0.17	9.86±0.25	14.8±0.25	30.2±0.37	43.9±0.09
<i>Prestopping</i>	8.34±0.18	13.1±0.08	29.3±0.24	39.9±0.42	9.73±0.28	14.9±0.23	30.8±0.70	42.5±0.20
<i>Prestopping+</i>	8.20±0.17	12.6±0.03	29.5±0.20	39.5±0.25	8.83±0.30	13.5±0.05	29.6±0.40	41.6±0.08

(c) The best test errors under pair and symmetric noises of 20% ($\tau = 0.2$).

Noise Type	Pair Noise in Figure 5				Symmetric Noise in Figure 6			
	CIFAR-10		CIFAR-100		CIFAR-10		CIFAR-100	
	DenseNet	VGG	DenseNet	VGG	DenseNet	VGG	DenseNet	VGG
<i>Default</i>	12.6±1.98	18.6±1.11	41.1±0.43	46.3±0.25	15.9±1.25	23.2±0.41	39.0±0.78	54.4±0.25
<i>Active Bias</i>	12.2±0.80	15.6±0.12	38.4±0.91	46.0±0.16	14.6±0.48	18.7±0.31	36.7±0.66	53.7±0.12
<i>Co-teaching</i>	11.8±0.54	16.5±0.11	36.6±1.08	51.5±0.36	11.7±0.35	17.6±0.02	32.6±0.33	48.2±0.34
<i>Co-teaching+</i>	15.7±0.19	16.6±0.12	41.8±0.79	50.2±0.21	16.8±0.12	24.0±0.17	40.6±0.24	59.6±0.23
<i>SELFIE</i>	10.6±0.34	16.4±0.17	32.9±0.13	45.1±0.16	10.8±0.09	16.0±0.24	31.5±0.33	45.8±0.60
<i>Prestopping</i>	9.24±0.24	13.6±0.14	31.1±0.73	41.3±0.14	11.2±0.97	16.8±0.23	32.1±0.94	45.2±0.31
<i>Prestopping+</i>	8.67±0.29	13.0±0.09	31.3±0.19	41.3±0.05	10.1±0.70	15.1±0.05	31.0±0.88	42.6±0.06

(d) The best test errors under pair and symmetric noises of 30% ($\tau = 0.3$).

Noise Type	Pair Noise in Figure 5				Symmetric Noise in Figure 6			
	CIFAR-10		CIFAR-100		CIFAR-10		CIFAR-100	
	DenseNet	VGG	DenseNet	VGG	DenseNet	VGG	DenseNet	VGG
<i>Default</i>	19.2±0.63	24.1±0.97	51.2±0.40	54.1±0.82	19.0±1.66	25.0±0.19	46.1±0.72	60.9±0.08
<i>Active Bias</i>	16.9±0.93	24.4±1.24	49.6±0.36	49.6±0.60	17.5±0.90	24.3±0.36	39.2±0.84	57.9±0.20
<i>Co-teaching</i>	13.9±1.11	26.5±2.47	45.0±1.06	60.5±0.69	13.8±0.41	19.1±0.07	34.5±0.13	54.2±0.45
<i>Co-teaching+</i>	20.6±0.74	21.3±0.20	50.7±0.65	56.7±0.16	19.9±0.28	27.4±0.24	44.6±1.04	66.0±0.31
<i>SELFIE</i>	12.3±0.80	20.4±0.24	40.9±1.00	53.0±0.45	12.4±0.07	18.0±0.14	33.5±0.80	49.5±0.07
<i>Prestopping</i>	10.1±0.20	15.2±0.54	32.6±0.40	42.4±0.28	12.7±0.33	18.3±0.07	34.9±0.63	51.3±0.44
<i>Prestopping+</i>	9.60±0.13	14.6±0.17	34.4±0.10	43.8±0.14	11.3±0.03	16.4±0.08	32.9±0.20	48.5±0.05

(e) The best test errors under pair and symmetric noises of 40% ($\tau = 0.4$).

Table 2: The best test errors (%) on **real-world** noises in Figure 7.

Data Set	ANIMAL-10N		FOOD-101N	
	DenseNet	VGG	DenseNet	VGG
<i>Default</i>	18.2±0.15	20.8±0.36	57.6±0.20	72.1±0.45
<i>Active Bias</i>	17.6±0.13	20.0±0.30	55.4±0.10	69.2±0.84
<i>Co-teaching</i>	16.9±0.14	19.9±0.01	55.6±0.09	69.4±0.27
<i>Co-teaching+</i>	19.8±0.11	22.4±0.61	58.6±0.24	75.5±0.53
<i>SELFIE</i>	16.4±0.21	18.5±0.14	55.4±0.17	68.6±0.24
<i>Prestopping</i>	15.7±0.18	18.1±0.14	54.3±0.24	67.3±0.21
<i>Prestopping+</i>	15.5±0.12	17.8±0.07	54.9±0.17	67.9±0.09

D CASE STUDY: NOISY LABELS IN ORIGINAL CIFAR-100

One interesting observation is a noticeable improvement of *Prestopping+* even when the noise rate was 0%, as shown in Table 1(a). It was turned out that *Prestopping+* sometimes refurbished the labels of the false-labeled samples which were *originally* contained in the CIFAR data sets. Figure 14 shows a few successful refurbishment cases. For example, an image falsely annotated as a “Boy” was refurbished as a “Baby” (Figure 14(a)), and an image falsely annotated as a “Mouse” was refurbished as a “Hamster” (Figure 14(c)). Thus, this sophisticated label correction of *Prestopping+* helps overcome the residual label noise in well-known benchmark data sets, which are misconceived to be clean, and ultimately further improves the generalization performance of a network.

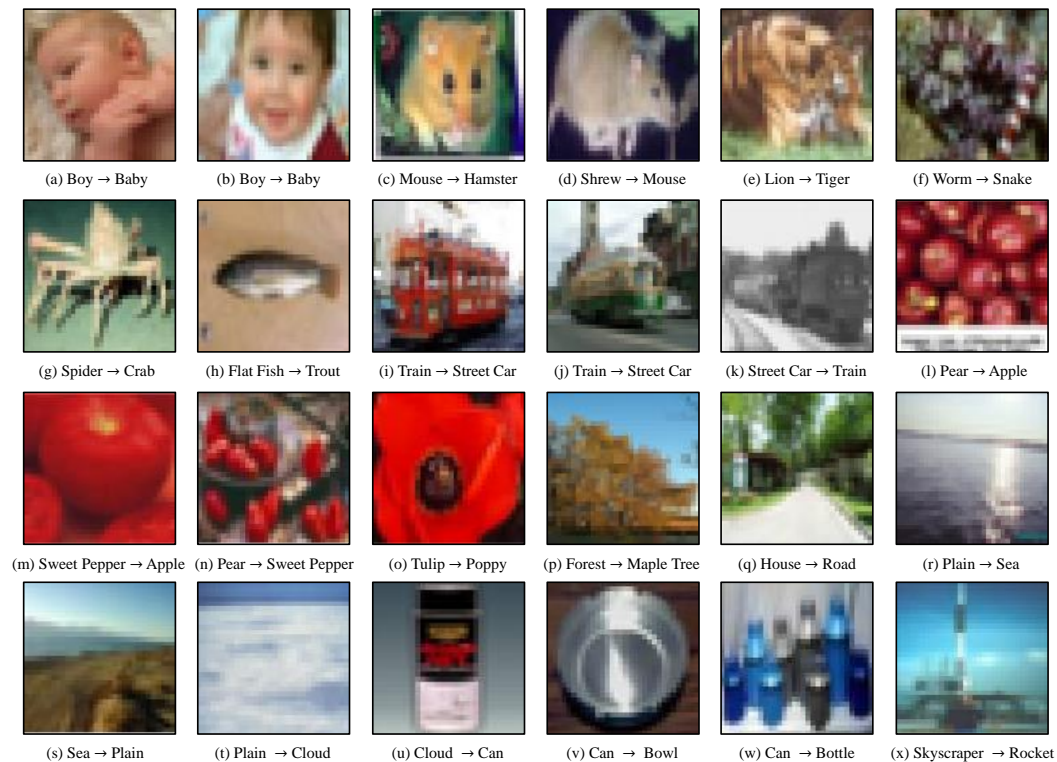


Figure 14: Refurbishing of false-labeled samples *originally* contained in CIFAR-100. The subcaption represents “original label” → “refurbished label” recognized by *Prestopping+*.