

# FALCON: FAST AND LIGHTWEIGHT CONVOLUTION FOR COMPRESSING AND ACCELERATING CNN

**Anonymous authors**

Paper under double-blind review

## ABSTRACT

How can we efficiently compress Convolutional Neural Networks (CNN) while retaining their accuracy on classification tasks? A promising direction is based on depthwise separable convolution which replaces a standard convolution with a depthwise convolution and a pointwise convolution. However, previous works based on depthwise separable convolution are limited since 1) they are mostly heuristic approaches without a precise understanding of their relations to standard convolution, and 2) their accuracies do not match that of the standard convolution. In this paper, we propose FALCON, an accurate and lightweight method for compressing CNN. FALCON is derived by interpreting existing convolution methods based on depthwise separable convolution using EHP, our proposed mathematical formulation to approximate the standard convolution kernel. Such interpretation leads to developing a generalized version rank- $k$  FALCON which further improves the accuracy while sacrificing a bit of compression and computation reduction rates. In addition, we propose FALCON-branch by fitting FALCON into the previous state-of-the-art convolution unit ShuffleUnitV2 which gives even better accuracy. Experiments show that FALCON and FALCON-branch outperform 1) existing methods based on depthwise separable convolution and 2) standard CNN models by up to  $8\times$  compression and  $8\times$  computation reduction while ensuring similar accuracy. We also demonstrate that rank- $k$  FALCON provides even better accuracy than standard convolution in many cases, while using a smaller number of parameters and floating-point operations.

## 1 INTRODUCTION

How can we efficiently reduce size and energy consumption of Convolutional Neural Networks (CNN) while maintaining their accuracy on classification tasks? Nowadays, CNN is widely used in various areas including computer vision (Krizhevsky et al. (2012); Simonyan & Zisserman (2014); Szegedy et al. (2017)), natural language processing (Yin et al. (2016)), recommendation system (Kim et al. (2016a)), etc. In addition, model compression has become an important technique due to an increase in the model capacity and the number of parameters in CNN. One recent and promising direction for compressing CNN is depthwise separable convolution (Sifre (2014)) which replaces standard convolution with depthwise and pointwise convolutions. The depthwise convolution applies a separate 2D convolution kernel for each input channel, and the pointwise convolution changes the channel size using  $1\times 1$  convolution (details in Section 2.1). Several recent methods (Howard et al. (2017); Sandler et al. (2018); Zhang et al. (2017)) based on depthwise separable convolution show reasonable performances in terms of compression and computation reduction.

However, existing approaches based on depthwise separable convolution have several crucial limitations. First, they are heuristic methods, and their relation to the standard convolution is not clearly identified. Second, due to their heuristic nature, generalizing the methods is difficult. Third, although they give reasonable compression and computation reduction, their accuracy is not sufficient compared to that of standard-convolution-based models.

In this paper, we propose FALCON, an accurate and lightweight method for compressing CNN. FALCON overcomes the limitations of the previous methods based on the depthwise separable convolution using the following two main ideas. First, we precisely define the relationship between the standard convolution and the depthwise separable convolution using EHP (Extended Hadamard

Product), which is our proposed mathematical formulation to correlate the standard convolution kernel with the depthwise convolution kernel and the pointwise convolution kernel. We then design FALCON by fine-tuning and reordering the results of EHP to improve the accuracy of convolution operations. Second, based on the precise definition, we generalize the FALCON to design rank- $k$  FALCON, which further improves accuracy while sacrificing a bit of compression and computation reduction rates. We also propose FALCON-branch by fitting FALCON into the state-of-the-art convolution unit ShuffleUnitV2 which gives even higher accuracy. As a result, FALCON and FALCON-branch provide a superior accuracy compared to other methods based on depthwise separable convolution, with similar compression and computation reduction rates, and rank- $k$  FALCON further improves accuracy, outperforming even the original convolution in many cases. Our contributions are summarized as follows:

- **Generalization.** We analyze and generalize depthwise separable convolution to our proposed EHP (Extended Hadamard Product) operation. This generalization enables a precise understanding of the relationship between depthwise separable convolution and standard convolution. Furthermore, with fine-tuning operations, it leads to our proposed method FALCON.
- **Algorithm.** We propose FALCON, a CNN compression method based on depthwise separable convolution. FALCON is carefully designed to compress CNN with little accuracy loss. We also propose rank- $k$  FALCON to further improve the accuracy with a little sacrifice in compression and computation reduction rates. FALCON can be easily integrated into other architectures, and we propose FALCON-branch which combines FALCON with a branch architecture for a better performance. We theoretically analyze the compression and computation reduction rates of FALCON and other competitors.
- **Experiments.** We perform extensive experiments and show that FALCON 1) outperforms other state-of-the-art methods based on depthwise separable convolution for compressing CNN, and 2) provides up to  $8\times$  compression and computation reduction compared to the standard convolution while giving similar accuracies. Furthermore, we show that rank- $k$  FALCON provides even better accuracy than the standard convolution in many cases while using a smaller number of parameters and floating-point operations.

The rest of this paper is organized as follows. Section 2 explains preliminaries. Section 3 describes our proposed method FALCON. Section 4 presents experimental results. After discussing related works in Section 5, we conclude in Section 6.

## 2 PRELIMINARY

We describe preliminaries on depthwise separable convolution and methods based on depthwise separable convolution. Symbols used in this paper are described in Table 4 of Appendix.

### 2.1 DEPTHWISE SEPARABLE CONVOLUTION

Depthwise Separable Convolution (DSConv) consists of two sub-layers: depthwise convolution and pointwise convolution. The architecture of each convolution layer in DSConv is illustrated in Figure 5(a). Depthwise convolution (DWConv) kernel consists of several  $D \times D$  2-dimensional filters. The number of 2-dimension filters is the same as that of input feature maps. Each filter is applied on the corresponding input feature map, and produces an output feature map. Pointwise convolution (PWConv), known as  $1 \times 1$  convolution, is a standard convolution with kernel size 1.

DSConv is defined as follows:

$$\mathcal{O}'_{h',w',m} = \sum_{i=1}^D \sum_{j=1}^D \mathcal{D}_{i,j,m} \cdot \mathcal{J}_{h_i,w_j,m} \quad (1)$$

$$\mathcal{O}_{h',w',n} = \sum_{m=1}^M \mathcal{P}_{m,n} \cdot \mathcal{O}'_{h',w',m} \quad (2)$$

where  $\mathcal{D}_{i,j,m}$  and  $\mathcal{P}_{m,n}$  are depthwise convolution kernel and pointwise convolution kernel, respectively.  $\mathcal{O}'_{h',w',m} \in \mathbb{R}^{H' \times W' \times M}$  denotes intermediate feature maps. DSConv performs DWConv on

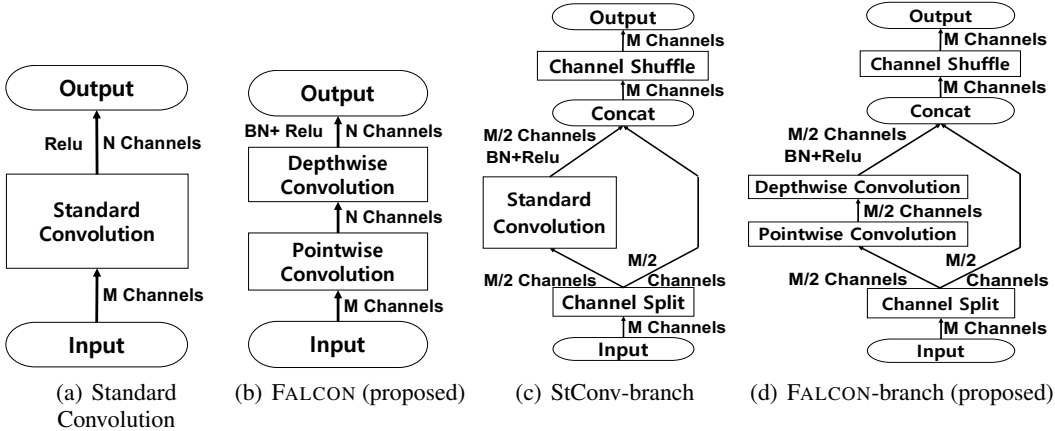


Figure 1: Comparison of architectures. BN denotes batch-normalization. Relu and Relu6 are activation functions. (a) Standard convolution. (b) Our proposed FALCON. (c) Standard convolution with branch (StConv-branch). (d) FALCON-branch which combines FALCON with StConv-branch.

input feature maps  $\mathcal{J}_{h_i, w_j, m}$  using equation 1, and generates intermediate feature maps  $\mathcal{O}'_{h', w', m}$ . Then, DSConv performs PWConv on  $\mathcal{O}'_{h', w', m}$  using equation 2, and generates output feature maps  $\mathcal{O}_{h', w', n}$ .

## 2.2 METHODS BASED ON DEPTHWISE SEPARABLE CONVOLUTION

Several CNN methods have been proposed based on Depthwise Separable Convolution (DSConv) recently. DSConv was first introduced by Sifre (2014). Chollet & Francois (2016) built Xception module using DSConv in a few layers. Howard et al. (2017) built Mobilenet with all convolution layers replaced by DSConv. Sandler et al. (2018) built MobileNetV2 with inverted bottleneck block, denoted as MobileConvV2 in this paper. Zhang et al. (2017) built a CNN model with Shufflenet Unit, denoted as ShuffleUnit in this paper. Ma et al. (2018) improved Shufflenet by designing ShufflenetV2 Unit, denoted as ShuffleUnitV2 in this paper. The architecture and detailed descriptions are in Figure 5 and Appendix D.

## 3 PROPOSED METHOD

We describe FALCON, our proposed method for compressing CNN. We first define Extended Hadamard Product (EHP), a key mathematical formulation to generalize depthwise separable convolution, in Section 3.1. We interpret depthwise separable convolution used in Mobilenet using EHP in Section 3.2. We propose FALCON in Section 3.3 and explain why FALCON can replace standard convolution. Then, we propose rank-k FALCON, which extends the basic FALCON, in Section 3.4. We show that FALCON can be easily integrated into a branch architecture to compress it with little sacrifice of accuracy in Section 3.5. Finally, we theoretically analyze the performance of FALCON in Appendix C.

### 3.1 EXTENDED HADAMARD PRODUCT (EHP)

We define Extended Hadamard Product (EHP), a generalized elementwise product for two operands of different shapes, to generalize the formulation of the relation between standard convolution and depthwise separable convolution. Before generalizing the formulation, we give an example of formulating the relation between standard convolution and depthwise separable convolution. Suppose we have a 4-order standard convolution kernel  $\mathcal{K} \in \mathbb{R}^{I \times J \times M \times N}$ , a 3-order depthwise convolution kernel  $\mathcal{D} \in \mathbb{R}^{I \times J \times M}$ , and a pointwise convolution kernel  $\mathcal{P} \in \mathbb{R}^{M \times N}$ . Let  $\mathcal{K}_{i, j, m, n}$  be  $(i, j, m, n)$ -th element of  $\mathcal{K}$ ,  $\mathcal{D}_{i, j, m}$  be  $(i, j, m)$ -th element of  $\mathcal{D}$ , and  $\mathcal{P}_{m, n}$  be  $(m, n)$ -th element of  $\mathcal{P}$ . Then, it can be shown that applying depthwise convolution with  $\mathcal{D}$  and pointwise convolution with  $\mathcal{P}$  is equivalent to applying standard convolution kernel  $\mathcal{K}$  where  $\mathcal{K}_{i, j, m, n} = \mathcal{D}_{i, j, m} \cdot \mathcal{P}_{m, n}$  (see Section 3.2 for detailed proof).

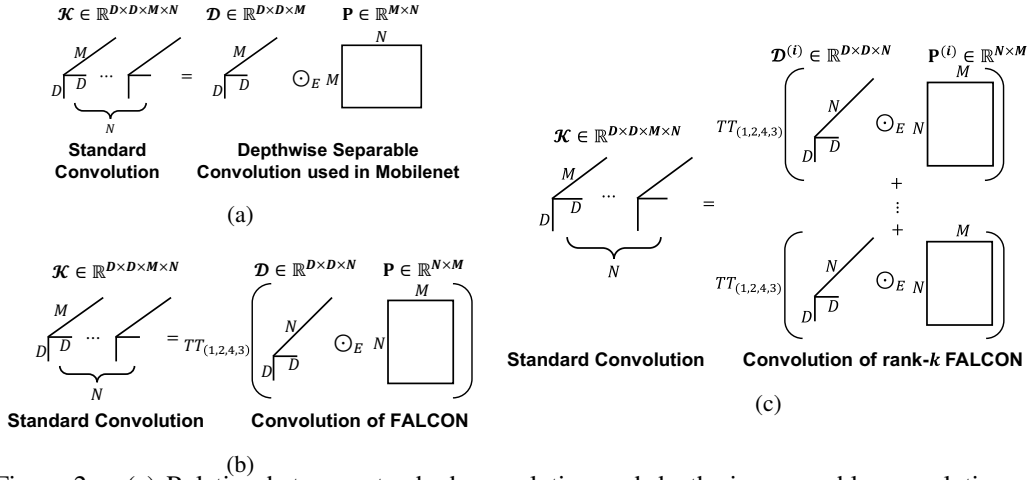


Figure 2: (a) Relation between standard convolution and depthwise separable convolution expressed with EHP. The common axes correspond to the input channel-axis of standard convolution. (b) Relation between standard convolution and FALCON expressed with EHP. The common axes correspond to the output channel-axis of standard convolution.  $TT_{(1,2,4,3)}$  indicates tensor transpose operation to permute the third and the fourth dimensions of a tensor. (c) Relation between the standard convolution and rank- $k$  FALCON expressed with EHP.

To formally express this relation, we define Extended Hadamard Product (EHP) as follows.

**Definition 1** (Extended Hadamard Product). Given  $p$ -order tensor  $\mathcal{D} \in \mathbb{R}^{I_1 \times \dots \times I_{p-1} \times M}$  and  $q$ -order tensor  $\mathcal{P} \in \mathbb{R}^{M \times J_1 \times \dots \times J_{q-1}}$ , the Extended Hadamard Product  $\mathcal{D} \odot_E \mathcal{P}$  of  $\mathcal{D}$  and  $\mathcal{P}$  is defined to be the tensor  $\mathcal{K} \in \mathbb{R}^{I_1 \times \dots \times I_{p-1} \times M \times J_1 \times \dots \times J_{q-1}}$  where the last axis of  $\mathcal{D}$  and the first axis of  $\mathcal{P}$  are the common axes such that

$$\mathcal{K}_{i_1, \dots, i_{p-1}, m, j_1, \dots, j_{q-1}} = \mathcal{D}_{i_1, \dots, i_{p-1}, m} \cdot \mathcal{P}_{m, j_1, \dots, j_{q-1}}$$

for all elements of  $\mathcal{K}$ .  $\square$

Contrary to Hadamard Product which is defined only if the shapes of the two operands are the same, Extended Hadamard Product (EHP) deals with tensors of different shapes. Now, we define a special case of Extended Hadamard Product (EHP) for a third-order tensor and a matrix.

**Definition 2** (Extended Hadamard Product for a third order tensor and a matrix). Given a third-order tensor  $\mathcal{D} \in \mathbb{R}^{I \times J \times M}$  and a matrix  $\mathcal{P} \in \mathbb{R}^{M \times N}$ , the Extended Hadamard Product  $\mathcal{D} \odot_E \mathcal{P}$  is defined to be the tensor  $\mathcal{K} \in \mathbb{R}^{I \times J \times M \times N}$  where the third axis of the tensor  $\mathcal{D}$  and the first axis of the matrix  $\mathcal{P}$  are the common axes such that

$$\mathcal{K}_{i,j,m,n} = \mathcal{D}_{i,j,m} \cdot \mathcal{P}_{m,n}.$$

for all elements of  $\mathcal{K}$ .  $\square$

We will see that the depthwise separable convolution in Mobilenet can be easily expressed with EHP in Section 3.2; we also propose a new architecture FALCON based on EHP in Section 3.3. EHP is also a core operation that helps us understand other convolution architectures including MobilenetV2 and Shufflenet (see Appendix E).

### 3.2 DEPTHWISE SEPARABLE CONVOLUTION AND EHP

In this section, we discuss how to represent the convolution layer of Mobilenet as Extended Hadamard Product (EHP) described in Section 3.1. We interpret the depthwise separable convolution, which is the convolution of Mobilenet, as an application of EHP. This interpretation leads to designing a better convolution architecture FALCON in Section 3.3.

We represent the relationship between standard convolution kernel  $\mathcal{K} \in \mathbb{R}^{D \times D \times M \times N}$  and depthwise separable convolution consisting of depthwise convolution kernel  $\mathcal{D} \in \mathbb{R}^{D \times D \times M}$  and pointwise convolution kernel  $\mathcal{P} \in \mathbb{R}^{M \times N}$  using one EHP operation. Figure 2(a) illustrates the relationship between standard convolution and depthwise separable convolution used in Mobilenet. We show that applying depthwise separable convolution with  $\mathcal{D}$  and  $\mathcal{P}$  is equivalent to applying standard convolution with a kernel  $\mathcal{K}$  which is constructed from  $\mathcal{D}$  and  $\mathcal{P}$ .

**Theorem 1.** Applying depthwise separable convolution with depthwise convolution kernel  $\mathcal{D} \in \mathbb{R}^{D \times D \times M}$  and pointwise convolution kernel  $\mathbf{P} \in \mathbb{R}^{M \times N}$  is equivalent to applying standard convolution with kernel  $\mathcal{K} = \mathcal{D} \odot_E \mathbf{P}$ .

*Proof.* See Appendix B.1. □

### 3.3 FAST AND LIGHTWEIGHT CONVOLUTION (FALCON)

We propose FALCON (FAST and Lightweight CONVolution), a novel lightweight convolution that replaces standard convolution. FALCON is an efficient method with fewer parameters and computations than those that the standard convolution requires. In addition, FALCON has better accuracy than competitors while having similar compression and computation reduction rates. The main idea of FALCON is 1) to carefully align depthwise and pointwise convolutions, and 2) initialize kernels using the convolution kernels of the trained standard model. We observe that a typical convolution has more output channels than input channels. In such a setting, performing depthwise convolution after pointwise convolution would allow the depthwise convolution to extract more features from richer feature space; on the other hand, performing pointwise convolution after depthwise convolution as in Mobilenet only combines features extracted from a limited feature space. Based on the observation, FALCON first applies pointwise convolution to generate an intermediate tensor  $\mathcal{O}' \in \mathbb{R}^{H \times W \times N}$  and then applies depthwise convolution.

We represent the relationship between standard convolution kernel  $\mathcal{K} \in \mathbb{R}^{D \times D \times M \times N}$  and FALCON by applying an EHP operation on pointwise convolution kernel  $\mathbf{P} \in \mathbb{R}^{N \times M}$  and depthwise convolution kernel  $\mathcal{D} \in \mathbb{R}^{D \times D \times N}$  in Figure 2(b). In FALCON, the kernel  $\mathcal{K}$  is represented by EHP of  $\mathcal{D}$  and  $\mathbf{P}$  as follows:

$$\mathcal{K} = TT_{(1,2,4,3)}(\mathcal{D} \odot_E \mathbf{P}) \quad \text{s.t.} \quad \mathcal{K}_{i,j,m,n} = \mathbf{P}_{n,m} \cdot \mathcal{D}_{i,j,n}$$

where  $TT_{(1,2,4,3)}$  indicates tensor transpose operation to permute the third and the fourth dimensions of a tensor. Note that the common axis is the output channel axis of the standard convolution, unlike EHP for depthwise separable convolution where the common axis is the input channel axis of the standard convolution.

As in Section 3.2, we show that applying FALCON is equivalent to applying standard convolution with a specially constructed kernel.

**Theorem 2.** FALCON which applies pointwise convolution with kernel  $\mathbf{P} \in \mathbb{R}^{N \times M}$  and then depthwise convolution with kernel  $\mathcal{D} \in \mathbb{R}^{D \times D \times N}$  is equivalent to applying standard convolution with kernel  $\mathcal{K} = TT_{(1,2,4,3)}(\mathcal{D} \odot_E \mathbf{P})$ .

*Proof.* See Appendix B.2. □

Based on the equivalence, we initialize pointwise convolution and depthwise convolution kernels  $\mathcal{D}$  and  $\mathbf{P}$  of FALCON by fitting them to the convolution kernels of the trained standard model; i.e.,  $\mathcal{D}, \mathbf{P} = \arg \min_{\mathcal{D}', \mathbf{P}'} \|\mathcal{K} - TT_{(1,2,4,3)}(\mathcal{D}' \odot_E \mathbf{P}')\|_F$ . After pointwise convolution and depthwise convolution, we add batch-normalization and ReLU activation function as shown in Figure 1(b). We note that FALCON significantly reduces the numbers of parameters and FLOPs compared to standard convolution, which we discuss at Appendix C.

### 3.4 RANK- $k$ FALCON

We propose rank- $k$  FALCON, an extended version of FALCON that improves accuracy while sacrificing a bit of compression and computation reduction rates. The main idea is to perform  $k$  independent FALCON operations and sum up the result. Then, we apply batch-normalization (BN) and ReLU activation function to the summed result. Since each FALCON operation requires independent parameters for pointwise convolution and depthwise convolution, the number of parameters increases and thus the compression and the computation reduction rates decrease; however, it improves accuracy by enlarging the model capacity. We formally define the rank- $k$  FALCON with EHP as follows.

**Definition 3** (Rank- $k$  FALCON with Extended Hadamard Product). Rank- $k$  FALCON expresses standard convolution kernel  $\mathcal{K} \in \mathbb{R}^{D \times D \times M \times N}$  as EHP of depthwise convolution kernel  $\mathcal{D}^{(i)} \in$

$\mathbb{R}^{D \times D \times N}$  and pointwise convolution kernel  $\mathbf{P}^{(i)} \in \mathbb{R}^{N \times M}$  for  $i = 1, 2, \dots, k$  such that

$$\mathcal{K} = \sum_{i=1}^k TT_{(1,2,4,3)}(\mathcal{D}^{(i)} \odot_E \mathbf{P}^{(i)}) \quad s.t. \quad \mathcal{K}_{i,j,m,n} = \sum_{i=1}^k \mathbf{P}_{n,m}^{(i)} \cdot \mathcal{D}_{i,j,n}^{(i)}$$

□

Figure 2(c) illustrates the relation between standard convolution and rank- $k$  FALCON. For each  $i = 1, 2, \dots, k$ , we construct the tensor  $\mathcal{K}^{(i)}$  using EHP of the depthwise convolution kernel  $\mathcal{D}^{(i)}$  and the pointwise convolution kernel  $\mathbf{P}^{(i)}$ . Then, we construct the standard kernel  $\mathcal{K}$  by the element-wise sum of the tensors  $\mathcal{K}^{(i)}$  for all  $i$ .

### 3.5 FALCON-BRANCH

FALCON can be easily integrated into a CNN architecture called standard convolution operation with a branch (StConv-branch), which consists of two branches: standard convolution on the left branch and a residual connection on the right branch (see Figure 1(c)). Ma et al. (2018) improved the performance of CNN by applying depthwise and pointwise convolutions on the left branch of StConv-branch. Since FALCON replaces standard convolution, we observe that StConv-branch can be easily compressed by applying FALCON on the left branch.

StConv-branch first splits an input in half along the depth dimension. A standard convolution operation is applied to one half, and no operation to the other half. The two are concatenated along the depth dimension, and an output is produced by shuffling the channels of the concatenated tensor. FALCON-branch (see Figure 1(d)) is constructed by replacing the standard convolution branch (left branch) of StConv-branch with FALCON. Advantages of FALCON-branch are that 1) the branch architecture improves the efficiency since convolutions are applied to only half of input feature maps and that 2) FALCON further compresses the left branch effectively. FALCON-branch is initialized by fitting FALCON to the standard convolution kernel of the left branch of StConv-branch.

## 4 EXPERIMENTS

We validate the performance of FALCON through extensive experiments. We aim to answer the following questions:

- **Q1. Accuracy vs. Compression (Section 4.3).** What are the accuracy and the compression tradeoffs of FALCON, FALCON-branch, and competitors? Which method gives the best accuracy for a given compression rate?
- **Q2. Accuracy vs. Computation (Section 4.4).** What are the accuracy and the computation tradeoffs of FALCON, FALCON-branch, and competitors? Which method gives the best accuracy for a given amount of computation?
- **Q3. Rank- $k$  FALCON (Section 4.5).** How do the accuracy, the number of parameters, and the number of FLOPs change as the rank  $k$  increases in FALCON?

### 4.1 EXPERIMENTAL SETUP

**Datasets.** We perform image classification task on four famous datasets - CIFAR10, CIFAR100, SVHN, and ImageNet. Detailed information of these datasets is described in Table 1.

Table 1: Datasets.

dataset	# of classes	input size	# of train	# of test
CIFAR-10 <sup>1</sup>	10	$32 \times 32 \times 3$	$10 \times 6000$	10000
CIFAR-100 <sup>2</sup>	100	$32 \times 32 \times 3$	$100 \times 600$	10000
SVHN <sup>3</sup>	10	$32 \times 32$	73257	26032
ImageNet <sup>4</sup>	1000	$224 \times 224 \times 3$	$1.2 \times 10^6$	150000

<sup>1</sup><https://www.cs.toronto.edu/~kriz/cifar.html>

<sup>2</sup><https://www.cs.toronto.edu/~kriz/cifar.html>

<sup>3</sup><http://ufldl.stanford.edu/housenumbers/>

<sup>4</sup><http://www.image-net.org>

**Models.** For CIFAR10, CIFAR100, and SVHN datasets, we choose VGG19 and ResNet34 to evaluate the performance. We shrink the sizes of both models since the sizes of these three datasets are smaller than that of Imagenet. In VGG19, we reduce the number of fully connected layers and the number of features in fully connected layers: three large fully connected layers (4096-4096-1000) in VGG19 are replaced with two small fully connected layers (512-10 or 512-100). In ResNet34, we remove the first  $7 \times 7$  convolution layer and max-pooling layer since the input size ( $32 \times 32$ ) of these datasets is smaller than the input size ( $224 \times 224$ ) of ImageNet. On both models, we replace all standard convolution layers (except for the first convolution layer) with those of FALCON or other competitors in order to compress and accelerate the model.

For ImageNet, we choose VGG16\_BN (VGG16 with batch normalization after every convolution layer) and ResNet18. We use the pretrained model from Pytorch model zoo as the baseline model with standard convolution, and replace the standard convolution with other types of convolutions.

**Competitors.** We compare FALCON and FALCON-branch with four convolution units consisting of depthwise convolution and pointwise convolution: DSConv, MobileConvV2, ShuffleUnit, and ShuffleUnitV2 (see Figure 5, Section 2.1, and Appendix D for more details). To evaluate the effectiveness of fitting depthwise and pointwise convolution kernels to standard convolution kernel, we build EHP-in which is DSConv where kernels  $\mathcal{D}$  and  $\mathcal{P}$  are fitted from the pretrained standard convolution kernel  $\mathcal{K}$ ; i.e.,  $\mathcal{D}, \mathcal{P} = \arg \min_{\mathcal{D}', \mathcal{P}'} \|\mathcal{K} - \mathcal{D}' \odot_E \mathcal{P}'\|_F$ .

**Implementation.** We construct all models using Pytorch framework. All the models are trained and tested on GeForce GTX 1080 Ti GPU.

## 4.2 FITTING CONVOLUTION UNIT INTO MODEL

We evaluate the performance of FALCON against DSConv, MobileConvV2, ShuffleUnit, and ShuffleUnitV2. We take each standard convolution layer (StConv) as a unit, and replace StConv with those from FALCON or other competitors. We evaluate the classification accuracy, the number of parameters in the model, and the number of FLOPs needed for forwarding one image. We only explain how to apply FALCON in this section. The details of how to fit other convolution units into the models are described in Appendix F.

**FALCON.** When replacing StConv with FALCON, we use the same setting as that of StConv. I.e., if there are BN and ReLU after StConv, we add BN and ReLU at the end of FALCON; if there is only ReLU after StConv, we add only ReLU at the end of FALCON. This is because FALCON is initialized by approximating the StConv kernel using EHP. Using the same setting for BN and ReLU as StConv is more efficient for FALCON to approximate the StConv. We initialize the pointwise convolution kernel and the depthwise convolution kernel of FALCON by approximating the pretrained standard convolution kernel using EHP. The approximation process is as follows: 1) we first initialize the pointwise convolution kernel and the depthwise convolution kernel randomly, and 2) the pointwise convolution kernel and the depthwise convolution kernel are updated using gradient descent such that the mean squared error of their EHP product and the standard convolution kernel is minimized. Rank- $k$  FALCON uses the same initialization method.

## 4.3 ACCURACY VS. COMPRESSION

We evaluate the accuracy and the compression rate of FALCON and competitors. Table 2 shows the results on four image datasets. Note that FALCON or FALCON-branch provides the highest accuracy in 7 out of 8 cases while using similar or smaller number of parameters than competitors. Specifically, FALCON and FALCON-branch achieve up to  $8\times$  compression rates with less than 1% accuracy drop compared to that of the standard convolution (StConv). Figure 3 shows the tradeoff between accuracy and the number of parameters. Note that FALCON and FALCON-branch show the best tradeoff (closest to the “best” point) between accuracy and compression rate, giving the highest accuracy with similar compression rates.

**FALCON vs. EHP-in vs. DSC.** We observe that with similar number of parameters, 1) EHP-in always gives better accuracy than DSC, and 2) FALCON always gives better accuracy than EHP-in.

Table 2: FALCON and FALCON-branch gives the best accuracy for similar number of parameters and FLOPs. Bold font indicates the best accuracy among competing compression methods.

(a) VGG19-CIFAR10				(b) ResNet34-CIFAR10			
ConvType	Accuracy	# of param	# of FLOPs	ConvType	Accuracy	# of param	# of FLOPs
StConv	93.56%	20.30M	398.70M	StConv	94.01%	21.29M	292.52M
FALCON	<b>93.40%</b>	2.56M	47.23M	FALCON	<b>92.78%</b>	2.63M	46.33M
FALCON-branch 1.75 $\times$	93.14%	2.64M	54.17M	FALCON-branch 1.625 $\times$	92.64%	2.47M	58.86M
EHP-in	92.06%	2.56M	46.41M	EHP-in	91.73%	2.62M	38.41M
DSC	91.54%	2.56M	48.02M	DSC	91.54%	2.62M	38.41M
MobileConvV2-0.5	92.65%	2.67M	51.80M	MobileConvV2-0.5	91.34%	2.55M	39.78M
ShuffleUnit 2 $\times$ (g=2)	92.75%	2.74M	46.66M	ShuffleUnit 2 $\times$ (g=2)	91.74%	3.08M	49.78M
ShuffleUnitV2 1.375 $\times$	92.78%	2.86M	58.24M	ShuffleUnit V2 1.375 $\times$	92.16%	2.98M	51.30M

(c) VGG19-CIFAR100				(d) ResNet34-CIFAR100			
ConvType	Accuracy	# of param	# of FLOPs	ConvType	Accuracy	# of param	# of FLOPs
StConv	72.10%	20.35M	398.75M	StConv	73.94%	21.34M	292.57M
FALCON	71.63%	2.61M	47.28M	FALCON	<b>71.83%</b>	2.67M	46.38M
FALCON-branch 1.75 $\times$	<b>73.05%</b>	2.68M	54.21M	FALCON-branch 1.625 $\times$	70.26%	2.54M	58.93M
EHP-in	68.29%	2.61M	46.46M	EHP-in	66.88%	2.67M	38.45M
DSC	68.18%	2.61M	48.07M	DSC	66.30%	2.67M	38.45M
MobileConvV2-0.5	72.50%	2.71M	51.85M	MobileConvV2-0.5	65.00%	2.59M	39.83M
ShuffleUnit 2 $\times$ (g=2)	72.73%	2.79M	46.71M	ShuffleUnit 2 $\times$ (g=2)	68.97%	3.17M	49.88M
ShuffleUnit V2 1.375 $\times$	72.32%	2.91M	58.29M	ShuffleUnit V2 1.375 $\times$	67.38%	3.04M	51.36M

(e) VGG19-SVHN				(f) ResNet34-SVHN			
ConvType	Accuracy	# of param	# of FLOPs	ConvType	Accuracy	# of param	# of FLOPs
StConv	95.28%	20.30M	398.70M	StConv	94.83%	21.29M	292.52M
FALCON	<b>95.45%</b>	2.56M	47.23M	FALCON	94.83%	2.63M	46.33M
FALCON-branch 1.75 $\times$	94.56%	2.64M	54.17M	FALCON-branch 1.625 $\times$	<b>94.98%</b>	2.47M	58.86M
EHP-in	94.99%	2.56M	46.41M	EHP-in	94.06%	2.62M	38.41M
DSC	94.37%	2.56M	48.02M	DSC	94.03%	2.62M	38.41M
MobileConvV2-0.5	93.28%	2.67M	51.80M	MobileConvV2-0.5	93.16%	2.55M	39.78M
ShuffleUnit 2 $\times$ (g=2)	93.15%	2.74M	46.66M	ShuffleUnit 2 $\times$ (g=2)	93.68%	3.08M	49.78M
ShuffleUnit V2 1.375 $\times$	94.36%	2.86M	58.24M	ShuffleUnit V2 1.375 $\times$	94.35%	2.98M	51.30M

(g) VGG16-BN-ImageNet					(h) ResNet18-ImageNet				
ConvType	Top-1 Accuracy	Top-5 Accuracy	# of param	# of FLOPs	ConvType	Top-1 Accuracy	Top-5 Accuracy	# of param	# of FLOPs
StConv	73.37%	91.50%	138.37M	15484.82M	StConv	69.76%	89.08%	11.69M	1814.07M
FALCON	<b>71.63%</b>	<b>90.57%</b>	125.33M	1950.75M	FALCON	<b>66.64%</b>	87.09%	1.97M	395.40M
FALCON-branch 1.5 $\times$	68.24%	88.51%	125.30M	1898.39M	FALCON-branch 1.375 $\times$	64.01%	85.16%	1.91M	434.44M
EHP-in	70.98%	90.19%	125.33M	1910.56M	EHP-in	66.21%	86.93%	1.96M	336.81M
DSC	70.34%	89.71%	125.33M	1989.49M	DSC	65.30%	86.30%	1.96M	336.81M
MobileConvV2-0.5	67.80%	87.90%	125.44M	2180.49M	MobileConvV2-0.5	58.99%	81.55%	1.90M	340.06M
ShuffleUnit 2 $\times$ (g=2)	70.40%	89.84%	125.77M	2014.73M	ShuffleUnit 2 $\times$ (g=2)	65.73%	86.75%	2.22M	438.89M
ShuffleUnitV2 1.25 $\times$	71.34%	90.34%	125.57M	2180.65M	ShuffleUnitV2 1.1875 $\times$	66.29%	<b>87.32%</b>	2.01M	376.15M

These observations prove our claims in Section 3.3 that 1) the fitting and the initialization of kernels using EHP improves accuracy, and 2) EHP-out (FALCON) is more efficient than EHP-in. FALCON is the best among all combinations of depthwise and pointwise convolutions.

#### 4.4 ACCURACY VS. COMPUTATION

We evaluate the accuracy and the amount of computation of FALCON and competitors. We use the number of multiply-adds floating point operations (FLOPs) needed for forwarding one image to a model as the metric of computation. Table 2 also shows the accuracies and the number of FLOPs of methods on four image datasets. Note that FALCON or FALCON-branch provide the highest accuracy in 7 out of 8 cases while using similar FLOPs as competitors do. Compared to the standard convolution (StConv), FALCON and FALCON-branch achieve up to 8 $\times$  FLOPs reduction across different models on different datasets. Figure 4 shows the tradeoff between accuracy and the number of FLOPs. Note that FALCON and FALCON-branch show the best tradeoff (closest to the “best” point) between accuracy and computation, giving the highest accuracy with similar number of FLOPs.

#### 4.5 RANK-K FALCON

We evaluate the performance of rank- $k$  FALCON by increasing the rank  $k$  and monitoring the changes in the numbers of parameters and FLOPs. In Table 3, we observe three trends as the rank  $k$  increases: 1) the accuracy becomes higher than that of rank-1 FALCON, 2) the number of parameters increases,



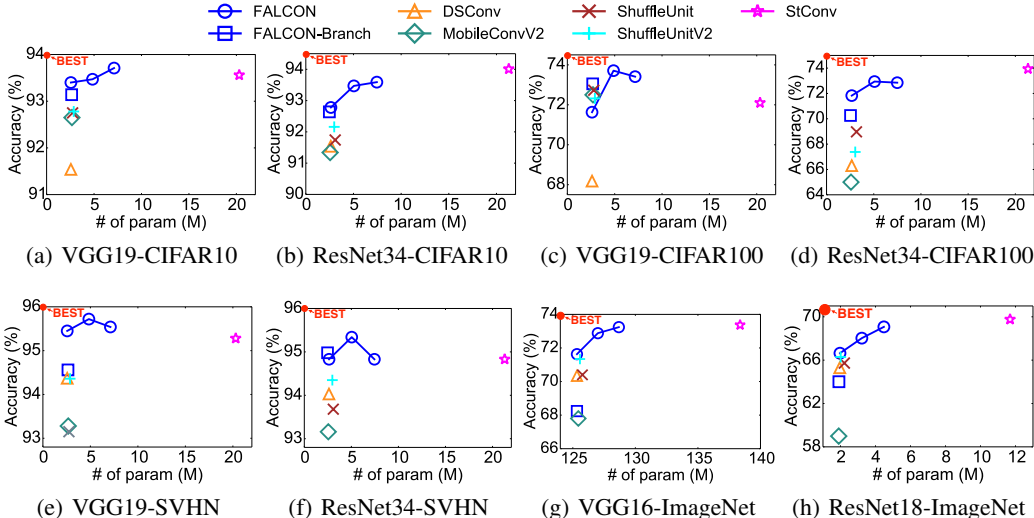


Figure 3: Accuracy w.r.t. number of parameters on different models and datasets. The three blue circles correspond to rank-1, 2, 3 FALCON (from left to right order), respectively. FALCON provides the best accuracy for a given number of parameters.

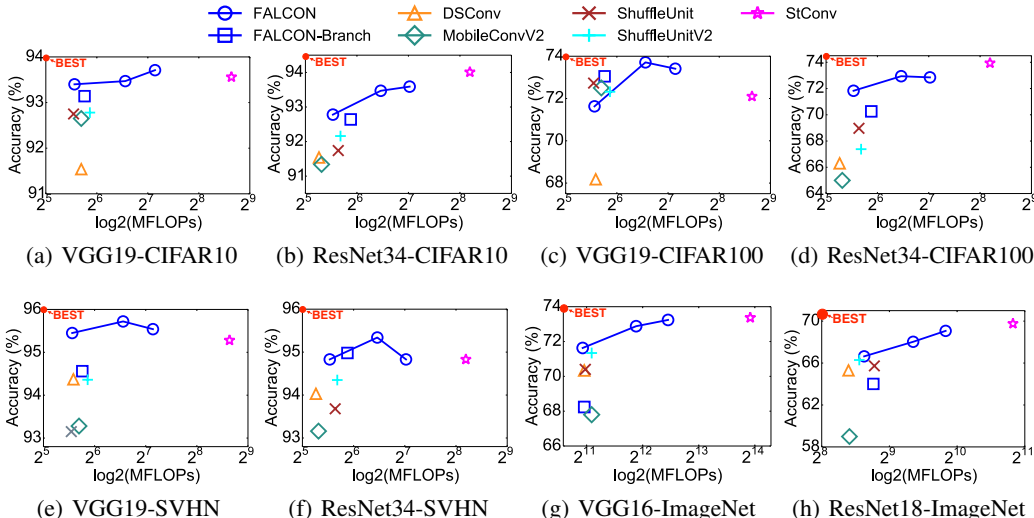


Figure 4: Accuracy w.r.t. FLOPs on different models and datasets. The three blue circles correspond to rank-1, 2, 3 FALCON (from left to right order), respectively. FALCON provides the best accuracy for a given number of FLOPs.

and 3) the number of floating point operations (FLOPs) increases. Although the rank  $k$  that gives the best tradeoff of rank and compression/computation reduction varies, rank- $k$  FALCON improves the accuracy of FALCON in all cases. Especially, we note that rank FALCON often gives even higher accuracy than the standard convolution, while using smaller number of parameters and FLOPs. For example, rank-3 FALCON applied to VGG19 on CIFAR100 dataset shows 1.31 percentage point higher accuracy compared to the standard convolution, with  $2.8\times$  smaller number of parameters and  $2.8\times$  smaller number of FLOPs. Thus, rank- $k$  FALCON is a versatile method to further improve the accuracy of FALCON while sacrificing a bit of compression and computation.

## 5 RELATED WORK

Over the past several years, a lot of studies focused on compressing and accelerating DNN to reduce model size, running time, and energy consumption.

It is believed that DNNs are over-parameterized. Weight-sharing (Han et al. (2016); Ullrich et al. (2017); Chen et al. (2015); Choi et al. (2017); Agustsson et al. (2017)) is a common compression

Table 3: Rank- $k$  FALCON further improves accuracy while sacrificing a bit of compression and computation.

(a) VGG19-CIFAR10					(b) ResNet34-CIFAR10				
ConvType	Accuracy	# of param	# of FLOPs		ConvType	Accuracy	# of param	# of FLOPs	
StConv	93.56%	20.30M	398.70M		StConv	94.01%	21.29M	292.52M	
FALCON-k1	93.40%	2.56M (7.93 $\times$ )	47.23M (8.44 $\times$ )		FALCON-k1	92.78%	2.63M (8.10 $\times$ )	46.33M (6.31 $\times$ )	
FALCON-k2	93.47%	4.84M (4.19 $\times$ )	94.20M (4.23 $\times$ )		FALCON-k2	93.47%	5.04M (4.22 $\times$ )	88.21M (3.32 $\times$ )	
FALCON-k3	93.71%	7.11M (2.86 $\times$ )	141.16M (2.82 $\times$ )		FALCON-k3	93.59%	7.45M (2.86 $\times$ )	130.08M (2.25 $\times$ )	

(c) VGG19-CIFAR100					(d) ResNet34-CIFAR100				
ConvType	Accuracy	# of param	# of FLOPs		ConvType	Accuracy	# of param	# of FLOPs	
StConv	72.10%	20.35M	398.75M		StConv	73.94%	21.34M	292.57M	
FALCON-k1	71.63%	2.61M (7.80 $\times$ )	47.28M (8.43 $\times$ )		FALCON-k1	71.83%	2.67M (7.99 $\times$ )	46.38M (6.31 $\times$ )	
FALCON-k2	73.71%	4.88M (4.17 $\times$ )	94.24M (4.23 $\times$ )		FALCON-k2	72.94%	5.08M (4.20 $\times$ )	88.25M (3.32 $\times$ )	
FALCON-k3	73.41%	7.16M (2.84 $\times$ )	141.21M (2.82 $\times$ )		FALCON-k3	72.85%	7.49M (2.85 $\times$ )	130.13M (2.25 $\times$ )	

(e) VGG19-SVHN					(f) ResNet34-SVHN				
ConvType	Accuracy	# of param	# of FLOPs		ConvType	Accuracy	# of param	# of FLOPs	
StConv	95.28%	20.30M	398.70M		StConv	94.83%	21.29M	292.52M	
FALCON-k1	95.45%	2.56M (7.93 $\times$ )	47.23M (8.44 $\times$ )		FALCON-k1	94.83%	2.63M (8.10 $\times$ )	46.33M (6.31 $\times$ )	
FALCON-k2	95.72%	4.84M (4.19 $\times$ )	94.20M (4.23 $\times$ )		FALCON-k2	95.34%	5.04M (4.22 $\times$ )	88.21M (3.32 $\times$ )	
FALCON-k3	95.54%	7.11M (2.86 $\times$ )	141.16M (2.82 $\times$ )		FALCON-k3	94.83%	7.45M (2.86 $\times$ )	130.08M (2.25 $\times$ )	

(g) VGG16_BN-ImageNet					(h) ResNet18-ImageNet				
ConvType	Top-1 Accuracy	Top-5 Accuracy	# of param	# of FLOPs	ConvType	Top-1 Accuracy	Top-5 Accuracy	# of param	# of FLOPs
StConv	73.37%	91.50%	138.37M	15484.82M	StConv	69.76%	89.08%	11.69M	1814.07M
FALCON-k1	71.63%	90.57%	125.33M (1.10 $\times$ )	1950.75M (7.94 $\times$ )	FALCON-k1	66.64%	87.09%	1.97M (5.93 $\times$ )	395.40M (4.59 $\times$ )
FALCON-k2	72.88%	91.19%	127.00M (1.09 $\times$ )	3777.86M (4.10 $\times$ )	FALCON-k2	68.03%	88.26%	3.22M (3.63 $\times$ )	653.00M (2.78 $\times$ )
FALCON-k3	73.24%	91.54%	128.68M (1.08 $\times$ )	5604.97M (2.76 $\times$ )	FALCON-k3	69.07%	88.56%	4.48M (2.61 $\times$ )	910.61M (1.99 $\times$ )

method which stores only assignments and centroids of weights. While using the model, weights are loaded according to assignments and centroids. Pruning (Han et al. (2014); Li et al. (2016)) aims at removing useless weights or setting them to zero. Although weight-sharing and pruning can significantly reduce the model size, they are not efficient in reducing the amount of computation. Quantizing (Courbariaux et al. (2015; 2016); Hou et al. (2017); Zhu et al. (2017)) the model into binary or ternary weights reduces model size and computation simultaneously: replacing arithmetic operations with bit-wise operations remarkably accelerates the model.

Layer-wise approaches are also employed to efficiently compress models. A typical example of such approaches is low-rank approximation (Lebedev et al. (2015); Kim et al. (2016b); Novikov et al. (2015)); it treats the weights as a tensor and uses general tensor approximation methods to compress the tensor. To reduce computation, approximation methods should be carefully chosen, since some of approximation methods may increase computation of the model.

Compressing existing models has limitations since they are originally designed to be deep and large to give high accuracy. A recent trend is to design a brand new architecture that is small and efficient. Mobilenet (Howard et al. (2017)), MobilenetV2 (Sandler et al. (2018)), Shufflenet (Zhang et al. (2017)), and ShufflenetV2 (Ma et al. (2018)) are the most representative approaches, and they use depthwise convolution and pointwise convolution as building blocks for designing convolution layers. Our proposed FALCON gives a thorough interpretation of depthwise convolution and pointwise convolution, and applies them into model compression, giving the best accuracies with regard to compression and computation.

## 6 CONCLUSION

We propose FALCON, an accurate and lightweight convolution method to replace standard convolution. By interpreting existing convolution methods based on depthwise separable convolution using EHP operation, FALCON and its general version rank- $k$  FALCON provide accurate and efficient compression on CNN. We also propose FALCON-branch, a variant of FALCON integrated into a branch architecture of CNN for model compression. Extensive experiments show that FALCON and its variants give the best accuracy for a given number of parameter or computation, outperforming other convolution models based on depthwise separable convolution. Compared to the standard convolution, FALCON and FALCON-branch give up to 8 $\times$  compression and 8 $\times$  computation reduction while giving similar accuracy. We also show that rank- $k$  FALCON provides better accuracy than the standard convolution, while using smaller numbers of parameters and computations.

## REFERENCES

- Eirikur Agustsson, Fabian Mentzer, Michael Tschannen, Lukas Cavigelli, Radu Timofte, Luca Benini, and Luc Van Gool. Soft-to-hard vector quantization for end-to-end learning compressible representations. *Neural Information Processing Systems (NIPS)*, 2017.
- Wenlin Chen, James T. Wilson, Stephen Tyree, Kilian Q. Weinberger, and Yixin Chen. Compressing neural networks with the hashing trick. *International Conference on Machine Learning (ICML)*, 2015.
- Yoojin Choi, Mostafa El-Khamy, and Jungwon Lee. Towards the limit of network quantization. *International Conference on Learning Representations (ICLR)*, 2017.
- Chollet and Francois. Xception: Deep learning with depthwise separable convolutions, 2016. URL <http://arxiv.org/abs/1610.02357>. cite arxiv:1610.02357.
- Matthieu Courbariaux, Yoshua Bengio, and Jean-Pierre David. Binaryconnect: Training deep neural networks with binary weights during propagations. *Neural Information Processing Systems (NIPS)*, 2015.
- Matthieu Courbariaux, Itay Hubara, Daniel Soudry, Ran El-Yaniv, and Yoshua Bengio. Binarized neural networks: Training neural networks with weights and activations constrained to +1 or -1. *Neural Information Processing Systems (NIPS)*, 2016.
- Song Han, Jeff Pool, John Tran, and William J. Dally. Learning both weights and connections for efficient neural networks. *Neural Information Processing Systems (NIPS)*, 2014.
- Song Han, Huizi Mao, and William J. Dally. Deep compression: Compressing deep neural networks with pruning, trained quantization and huffman coding. *International Conference on Learning Representations (ICLR)*, 2016.
- Lu Hou, Quanming Yao, and James T. Kwok. Loss-aware binarization of deep networks. *International Conference on Learning Representations (ICLR)*, 2017.
- Andrew G. Howard, Menglong Zhu, Bo Chen, Dmitry Kalenichenko, Weijun Wang, Tobias Weyand, Marco Andreetto, and Hartwig Adam. Mobilenets: Efficient convolutional neural networks for mobile vision applications. *CoRR*, abs/1704.04861, 2017. 2, 4, 5, 6, 2017.
- Dong Hyun Kim, Chanyoung Park, Jinoh Oh, Sungyoung Lee, and Hwanjo Yu. Convolutional matrix factorization for document context-aware recommendation. In *Recsys, 2016*, pp. 233–240, 2016a.
- Yong-Deok Kim, Eunhyeok Park, Sungjoo Yoo, Taelim Choi, Lu Yang, and Dongjun Shin. Compression of deep convolutional neural networks for fast and low power mobile applications. *International Conference on Learning Representations (ICLR)*, 2016b.
- Alex Krizhevsky, Ilya Sutskever, and Geoffrey E. Hinton. Imagenet classification with deep convolutional neural networks. In *Advances in Neural Information Processing Systems 25: 26th Annual Conference on Neural Information Processing Systems 2012. Proceedings of a meeting held December 3-6, 2012, Lake Tahoe, Nevada, United States.*, pp. 1106–1114, 2012.
- Vadim Lebedev, Yaroslav Ganin, Maksim Rakhuba, Ivan Oseledets, and Victor Lempitsky. Speeding-up convolutional neural networks using fine-tuned cp-decomposition. *International Conference on Learning Representations (ICLR)*, 2015.
- Hao Li, Asim Kadav, Igor Durdanovic, Hanan Samet, and Hans Peter Graf. Pruning filters for efficient convnets. *International Conference on Learning Representations (ICLR)*, 2016.
- Ningning Ma, Xiangyu Zhang, Hai-Tao Zheng, and Jian Sun. Shufflenet V2: practical guidelines for efficient CNN architecture design. *CoRR*, abs/1807.11164, 2018. URL <http://arxiv.org/abs/1807.11164>.
- Pavlo Molchanov, Stephen Tyree, Tero Karras, Timo Aila, and Jan Kautz. Pruning convolutional neural networks for resource efficient inference. *Neural Information Processing Systems (NIPS)*, 2017.

- Alexander Novikov, Dmitry Podoprikin, Anton Osokin, and Dmitry Vetrov. Tensorizing neural networks. *Neural Information Processing Systems (NIPS)*, 2015.
- Mark Sandler, Andrew Howard, Menglong Zhu, Andrey Zhmoginov, and Liang-Chieh Chen. Mobilenetv2: Inverted residuals and linear bottlenecks. In *The IEEE Conference on Computer Vision and Pattern Recognition (CVPR)*, June 2018.
- Laurent Sifre. *Rigid-motion scattering for image classification*. PhD thesis, cole Polytechnique, 2014.
- Karen Simonyan and Andrew Zisserman. Very deep convolutional networks for large-scale image recognition. *CoRR*, abs/1409.1556, 2014. URL <http://arxiv.org/abs/1409.1556>.
- Christian Szegedy, Sergey Ioffe, Vincent Vanhoucke, and Alexander A. Alemi. Inception-v4, inception-resnet and the impact of residual connections on learning. In *AAAI, 2017*, pp. 4278–4284, 2017.
- Karen Ullrich, Edward Meeds, and Max Welling. Soft weight-sharing for neural network compression. *International Conference on Learning Representations (ICLR)*, 2017.
- Wenpeng Yin, Hinrich Schütze, Bing Xiang, and Bowen Zhou. ABCNN: attention-based convolutional neural network for modeling sentence pairs. *TACL*, 4:259–272, 2016.
- Xiangyu Zhang, Xinyu Zhou, Mengxiao Lin, and Jian Sun. Shufflenet: An extremely efficient convolutional neural network for mobile devices, 2017. URL <http://arxiv.org/abs/1707.01083>.
- Chenzhuo Zhu, Song Han, Huizi Mao, and William J. Dally. Trained ternary quantization. *International Conference on Learning Representations (ICLR)*, 2017.

Table 4: Symbols.

Symbol	Description
$\mathcal{K}$	convolution kernel of size $\mathbb{R}^{D \times D \times M \times N}$
$\mathcal{J}$	input feature maps of size $\mathbb{R}^{H \times W \times M}$
$\mathcal{O}$	output feature maps of size $\mathbb{R}^{H' \times W' \times N}$
$D$	height and width of kernel (kernel size)
$M$	number of input feature map (input channels)
$N$	number of output feature map (output channels)
$H$	height of input feature map
$W$	width of input feature map
$H'$	height of output feature map
$W'$	width of output feature map
$s$	stride
$p$	padding
$\odot_{p,q}$	Extended Hadamard Product (EHP)
$t$	expansion ratio in MobilenetV2
$g$	number of groups in Shufflenet

## A CONVOLUTIONAL NEURAL NETWORK

Convolutional Neural Network (CNN) is a type of deep neural network used mainly for structured data. CNN uses convolution operation in convolution layers. In the following, we discuss CNN when applied to typical image data with RGB channels.

Each convolution layer has three components: input feature maps, convolution kernel, and output feature maps. The input feature maps  $\mathcal{J} \in \mathbb{R}^{H \times W \times M}$  and the output feature maps  $\mathcal{O} \in \mathbb{R}^{H' \times W' \times N}$  are 3-dimensional tensors, and the convolution kernel  $\mathcal{K} \in \mathbb{R}^{D \times D \times M \times N}$  is a 4-dimensional tensor.

The convolution operation is defined as:

$$\mathcal{O}_{h',w',n} = \sum_{i=1}^D \sum_{j=1}^D \sum_{m=1}^M \mathcal{K}_{i,j,m,n} \cdot \mathcal{J}_{h_i,w_j,m} \quad (3)$$

where the relations between height  $h_i$  and width  $w_j$  of input, and height  $h'$  and width  $w'$  of output are as follows:

$$h_i = (h' - 1)s + i - p \quad \text{and} \quad w_j = (w' - 1)s + j - p \quad (4)$$

where  $s$  is the stride size, and  $p$  is the padding size. The third and the fourth dimensions of the convolution kernel  $\mathcal{K}$  must match the number  $M$  of input channels, and the number  $N$  of output channels, respectively.

Convolution kernel  $\mathcal{K}$  can be seen as  $N$  3-dimensional filters  $\mathcal{F}_n \in \mathbb{R}^{D \times D \times M}$ . Each filter  $\mathcal{F}_n$  in kernel  $\mathcal{K}$  performs convolution operation while sliding over all spatial locations on input feature maps. Each filter produces one output feature map.

## B PROOFS OF THEOREMS

### B.1 PROOF OF THEOREM 1

*Proof.* From the definition of EHP,  $\mathcal{K}_{i,j,m,n} = \mathcal{D}_{i,j,m} \cdot \mathbf{P}_{m,n}$ . Based on equation 3, we replace the kernel  $\mathcal{K}_{i,j,m,n}$  with the depthwise convolution kernel  $\mathcal{D}_{i,j,m}$  and the pointwise convolution kernel  $\mathbf{P}_{m,n}$ .

$$\mathcal{O}_{h',w',n} = \sum_{i=1}^D \sum_{j=1}^D \sum_{m=1}^M \mathcal{D}_{i,j,m} \cdot \mathbf{P}_{m,n} \cdot \mathbf{J}_{h_i,w_j,m}$$

where  $\mathbf{J}_{h_i,w_j,m}$  is the  $(h_i, w_j, m)$ -th entry of the input. We split the above equation into the following two equations.

$$\mathcal{O}'_{h',w',m} = \sum_{i=1}^D \sum_{j=1}^D \mathcal{D}_{i,j,m} \cdot \mathbf{J}_{h_i,w_j,m} \quad (5)$$

$$\mathcal{O}_{h',w',n} = \sum_{m=1}^M \mathbf{P}_{m,n} \cdot \mathcal{O}'_{h',w',m} \quad (6)$$

where  $\mathcal{O}'_{h',w',m} \in \mathbb{R}^{H' \times W' \times M}$  is an intermediate tensor. Note that equation 5 and equation 6 correspond to the depthwise convolution and the pointwise convolution, respectively. Therefore, the output  $\mathcal{O}'_{h',w',m}$  is equal to the output applying depthwise separable convolution used in Mobilenet.  $\square$

### B.2 PROOF OF THEOREM 2

*Proof.* From equation 3, we replace the kernel  $\mathcal{K}_{i,j,m,n}$  with the pointwise convolution kernel  $\mathbf{P}$  and the depthwise convolution kernel  $\mathcal{D}$ .

$$\mathcal{O}_{h',w',n} = \sum_{m=1}^M \sum_{i=1}^D \sum_{j=1}^D \mathbf{P}_{m,n} \cdot \mathcal{D}_{i,j,n} \cdot \mathbf{J}_{h_i,w_j,m}$$

where  $\mathbf{J}_{h_i,w_j,m}$  is the  $(h_i, w_j, m)$ -th entry of the input  $\mathbf{J}$ . We split the above equation into the following two equations.

$$\mathcal{O}'_{h_i,w_j,n} = \sum_{m=1}^M \mathbf{P}_{m,n} \cdot \mathbf{J}_{h_i,w_j,m} \quad (7)$$

$$\mathcal{O}_{h',w',n} = \sum_{i=1}^D \sum_{j=1}^D \mathcal{D}_{i,j,n} \cdot \mathcal{O}'_{h_i,w_j,n} \quad (8)$$

where  $\mathbf{J}$ ,  $\mathcal{O}'$ , and  $\mathcal{O}$  are the input, the intermediate, and the output tensors of convolution layer, respectively. Note that equation 7 and equation 8 correspond to pointwise convolution and depthwise convolution, respectively. Therefore, the output  $\mathcal{O}_{h',w',n}$  is equal to the output applying FALCON.  $\square$

## C QUANTITATIVE ANALYSIS

In this section, we evaluate the compression and the computation reduction of FALCON and rank- $k$  FALCON. All the analysis is based on one convolution layer. The comparison of the numbers of parameters and FLOPs of FALCON and other competitors is in Appendix G.

### C.1 FALCON

We analyze the compression and the computation reduction rates of FALCON in Theorems 3 and 4.

**Theorem 3.** *Compression Rate (CR) of FALCON is given by*

$$CR = \frac{\text{\# of parameters in standard convolution}}{\text{\# of parameters in FALCON}} = \frac{D^2MN}{MN + D^2N}$$

where  $D^2$  is the size of standard kernel,  $M$  is the number of input channels, and  $N$  is the number of output channels.

*Proof.* Standard convolution kernel has  $D^2MN$  parameters. FALCON includes pointwise convolution and depthwise convolution which requires  $MN$  and  $D^2N$  parameters, respectively. Thus, the compression rate of FALCON is  $CR = \frac{D^2MN}{MN + D^2N}$ .  $\square$

**Theorem 4.** *Computation Reduction Rate (CRR) of FALCON is described as:*

$$\begin{aligned} CRR &= \frac{\text{\# of FLOPs in standard convolution}}{\text{\# of FLOPs in FALCON}} \\ &= \frac{H'W'MD^2N}{HWMN + H'W'D^2N} \end{aligned}$$

where  $H'$  and  $W'$  are the height and the width of output, respectively, and  $H$  and  $W$  are the height and the width of input, respectively.

*Proof.* The standard convolution operation requires  $H'W'D^2MN$  FLOPs (Molchanov et al. (2017)). FALCON includes pointwise convolution and depthwise convolution. Pointwise convolution has kernel size  $D = 1$  with stride  $s = 1$  and no padding, so the intermediate tensor  $\mathcal{O}'$  has the same height and width as those of the input feature maps. Thus, pointwise convolution needs  $HWMN$  FLOPs. Depthwise convolution has the number of input channel  $M = 1$ , so it needs  $H'W'D^2N$  FLOPs. The total FLOPs of FALCON is  $HWMN + H'W'D^2N$ , thus the computation reduction rate of FALCON is  $CRR = \frac{H'W'D^2MN}{HWMN + H'W'D^2N}$ .  $\square$

### C.2 RANK-K FALCON

We analyze the compression and computation reduction rates of rank- $k$  FALCON in Theorem 5.

**Theorem 5.** *Compression Rate ( $CR_k$ ) and Computation Reduction Rate ( $CRR_k$ ) of rank- $k$  FALCON are described as:*

$$CR_k = \frac{CR}{k} \quad CRR_k = \frac{CRR}{k}$$

*Proof.* The numbers of parameters and FLOPs increase for  $k$  times since rank- $k$  FALCON duplicates FALCON for  $k$  times. Thus, the compression rate and the computation reduction rate are calculated as  $CR_k = \frac{CR}{k}$  and  $CRR_k = \frac{CRR}{k}$ .  $\square$

## D DESCRIPTION OF RELATED CONVOLUTION UNITS

**MobileNetV2.** Sandler et al. (2018) proposed a new convolution architecture which we call as MobileConvV2, in their MobilenetV2 model. MobileConvV2 consists of three sub-layers as shown in Figure 5(b). The first and the third sub-layers are pointwise convolution for adjusting the number of channels. The first sub-layer expands the number of channels from  $M$  to  $tM$ , where  $t$  is an

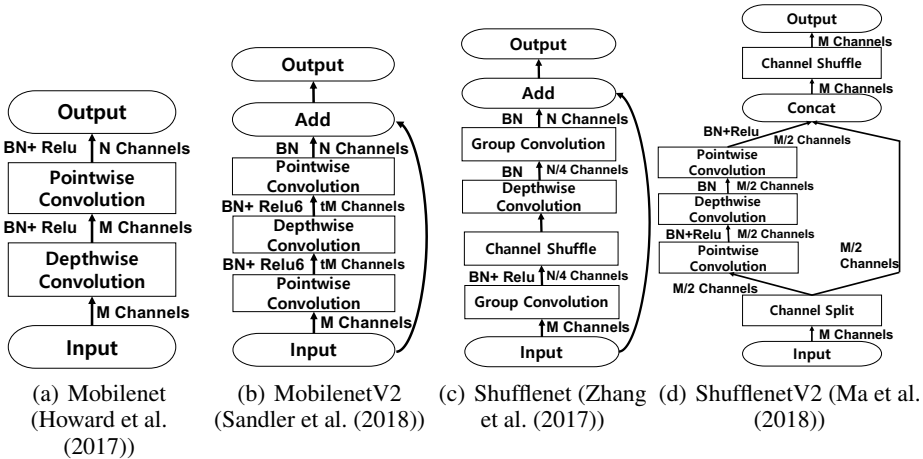


Figure 5: Comparison of architectures based on depthwise separable convolution. BN denotes batch-normalization, and Relu is an activation function.

expansion ratio. The second sub-layer is a  $D \times D$  depthwise convolution. Since depthwise convolution cannot change the number of channels, the third sub-layer adjusts the number of channels from  $tM$  to  $N$ . There is a shortcut connection between the input, and the output of the third sub-layer to facilitate flow of gradient across multiple layers. MobileConvV2 needs  $tM^2 + D^2tM + tMN$  parameters and  $tHWM^2 + tH'W'D^2M + tH'W'MN$  FLOPs.

**ShuffleNet.** Zhang et al. (2017) proposed a computation-efficient CNN architecture named Shufflenet. As shown in Figure 5(c), each unit of Shufflenet (we call it ShuffleUnit) consists of three sub-layers, first group pointwise convolution, depthwise convolution, and second group pointwise convolution, as well as a shortcut. The number of depthwise convolution channels is  $\frac{1}{4}$  of output channels  $N$ . ShuffleUnit uses group convolution in two pointwise convolution layers to reduce the parameters and FLOPs. However, it is hard to exchange information among groups when group convolutions are stacked. To deal with this problem, ShuffleUnit adds a channel shuffle layer after the first pointwise group convolution. The channel shuffle layer rearranges the order of channels, making it possible to obtain information from different groups. The number of groups is represented as  $g$ . ShuffleUnit needs  $\frac{1}{4g}MN + \frac{1}{4}D^2N + \frac{1}{4g}N^2$  parameters and  $\frac{1}{4g}HWMN + \frac{1}{4}H'W'D^2N + \frac{1}{4g}H'W'N^2$  FLOPs.

**ShufflenetV2.** Ma et al. (2018) proposed a practically efficient CNN architecture ShufflenetV2. As shown in Figure 5(d), each unit of ShufflenetV2 (we call it ShuffleUnitV2) consists of two branches. The left branch consists of two pointwise convolutions and one depthwise convolution like MobileConvV2, and the right branch is an identity operation. Note that outputs of both branches maintain the number of channels as  $M/2$ . The final output is produced by concatenating and shuffling the output tensors from both of the branches. ShuffleUnitV2 needs  $\frac{1}{2}(M^2 + D^2M)$  parameters and  $\frac{1}{2}HW(M^2 + D^2M)$  FLOPs.

## E GENERALITY OF EHP

We show that EHP is a key operation to understand other convolution architectures based on depthwise separable convolution.

**MobilenetV2.** As shown in Figure 5(b), MobilenetV2 has an additional pointwise convolution before depthwise convolution in Mobilenet: one layer of MobilenetV2 consists of two pointwise convolutions and one depthwise convolution. In another point of view, MobilenetV2 can be understood as FALCON followed by additional pointwise convolution; i.e., MobilenetV2 performs EHP operation as FALCON does, and performs additional pointwise convolution after that.

**Shufflenet.** As shown in Figure 5(c), Shufflenet consists of depthwise convolution and pointwise group convolution which is a variant of pointwise convolution. We represent the convolution layer of Shufflenet using EHP as follows. Let  $g$  be the number of groups. We divide the standard convolution

kernel  $\mathcal{K} \in \mathbb{R}^{D \times D \times M \times N}$  into  $g$  group standard convolution kernels. Then, the relation of  $g$ -th group standard convolution kernel  $\mathcal{K}^g \in \mathbb{R}^{D \times D \times \frac{M}{g} \times \frac{N}{g}}$  with regard to  $g$ -th depthwise convolution kernel  $\mathcal{D}^g \in \mathbb{R}^{D \times D \times \frac{M}{g}}$  and  $g$ -th pointwise group convolution kernel  $\mathcal{P}^g \in \mathbb{R}^{\frac{M}{g} \times \frac{N}{g}}$  is

$$\mathcal{K}^g = \mathcal{D}^g \odot_E \mathcal{P}^g \quad \text{s.t.} \quad \mathcal{K}_{i,j,m_g,n_g}^g = \mathcal{D}_{i,j,m_g}^g \cdot \mathcal{P}_{m_g,n_g}^g$$

where  $m_g = 1, 2, \dots, \frac{M}{g}$  and  $n_g = 1, 2, \dots, \frac{N}{g}$ . Each group standard convolution is equivalent to the combination of a depthwise convolution and a pointwise convolution, and thus easily expressed with EHP as in Mobilenet.

Therefore, each layer of Shufflenet is equivalent to the layer consisting of one group convolution followed by standard convolution.

**ShufflenetV2.** As shown in Figure 5(d), the left branch of ShufflenetV2 has the same convolutions as in MobilenetV2: it consists of two pointwise convolutions and one depthwise convolution. Like MobilenetV2, the left branch of ShufflenetV2 can be understood as FALCON followed by additional pointwise convolution.

## F FITTING OTHER CONVOLUTION UNITS INTO MODELS

**DSConv.** DSConv (shown in Figure 5(a)) has the most similar architecture as FALCON among competitors, and thus DSConv has nearly the same number of parameters as that of FALCON. As in the setting of FALCON, the existence of BN and ReLU at the end of DSConv depends on that of StConv.

**MobileConvV2.** In MobileConvV2 architecture (shown in Figure 5(b)), we adjust the numbers of parameters and FLOPs by changing the expansion ratio  $t$  as described in Appendix D, which is represented as ‘MobileConvV2- $t$ ’. We choose  $t = 0.5$  as the baseline MobileConvV2 to compare with FALCON, since two pointwise convolutions bring lots of parameters and FLOPs to MobileConvV2.

**ShuffleUnit.** In ShuffleUnit (shown in Figure 5(c)), we adjust the numbers of parameters and FLOPs by changing the width multiplier  $\alpha$  (Howard et al. (2017)) and the number of groups  $g$ , which is represented as ‘ShuffleUnit  $\alpha \times (g=g)$ ’. Note that the width multiplier is used to adjust the number of input channels  $M$  and the number of output channels  $N$  of a convolution layer; if the width multiplier is  $\alpha$ , the numbers of input and output channels become  $\alpha M$  and  $\alpha N$ , respectively. While experimenting with ResNet, we find that ShuffleUnit does not cooperate well with ResNet: ResNet34 with ShuffleUnit does not converge. We suspect that residual block and ShuffleUnit may conflict with each other because of redundant residual connections: the gradient may not find the right path towards previous layers. For this reason, we delete the shortcut of all residual blocks in ResNet34 when using ShuffleUnit.

**ShuffleUnitV2.** In ShuffleUnitV2 (shown in Figure 5(d)), we also adjust the number of parameters and FLOPs by changing the width multiplier  $\alpha$ , which is represented as ‘ShuffleUnitV2  $\alpha \times$ ’. Other operations of ShuffleUnitV2 stay the same as in Ma et al. (2018).

## G PARAMETERS AND FLOPS

We summarize the numbers of parameters and FLOPs for FALCON and competitors in Table 5.



Table 5: the numbers of parameters and FLOPs of FALCON and competitors. Symbols are described in Table 4.

Convolution	# of parameters	# of FLOPs
FALCON	$MN + D^2N$	$HWMN + H'W'D^2N$
FALCON-branch	$\frac{1}{4}M^2 + \frac{1}{2}D^2M$	$\frac{1}{4}HWM^2 + \frac{1}{2}HWD^2M$
DSCConv	$MN + D^2M$	$HWD^2M + H'W'MN$
MobilenetV2	$tM^2 + tD^2M + tMN$	$tHWM^2 + tH'W'D^2M + tH'W'MN$
Shufflenet	$\frac{1}{4}(\frac{MN}{g} + D^2N + \frac{N^2}{g})$	$\frac{1}{4}(\frac{HWMN}{g} + H'W'D^2N + \frac{H'W'N^2}{g})$
ShufflenetV2	$\frac{1}{2}(M^2 + D^2M)$	$\frac{1}{2}HW(M^2 + D^2M)$
StConv-branch	$\frac{1}{4}D^2M^2$	$\frac{1}{4}HWD^2M^2$
Standard convolution	$D^2MN$	$H'W'D^2MN$