

FEW-SHOT TEXT CLASSIFICATION WITH DISTRIBUTIONAL SIGNATURES

Anonymous authors

Paper under double-blind review

ABSTRACT

In this paper, we explore meta-learning for few-shot text classification. Meta-learning has shown strong performance in computer vision, where low-level patterns are transferable across learning tasks. However, directly applying this approach to text is challenging—lexical features highly informative for one task may be insignificant for another. Thus, rather than learning solely from words, our model also leverages their distributional signatures, which encode pertinent word occurrence patterns. Our model is trained within a meta-learning framework to map these signatures into attention scores, which are then used to weight the lexical representations of words. We demonstrate that our model consistently outperforms prototypical networks learned on lexical knowledge (Snell et al., 2017) in both few-shot text classification and relation classification by a significant margin across six benchmark datasets (19.96% on average in 1-shot classification).¹

1 INTRODUCTION

In computer vision, meta-learning has emerged as a promising methodology for learning in a low-resource regime. Specifically, the goal is to enable an algorithm to expand to new classes for which only a few training instances are available. These models learn to generalize in these low-resource conditions by recreating such training episodes from the data available. Even in the most extreme low-resource scenario—a single training example per class—this approach yields 99.6% accuracy on the character recognition task (Sung et al., 2018).

Given this strong empirical performance, we are interested in employing meta-learning frameworks in NLP. The challenge, however, is the degree of transferability of the underlying representation learned across different classes. In computer vision, low-level patterns (such as edges) and their corresponding representations can be shared across tasks. However, the situation is different for language data where most tasks operate at the lexical level. Words that are highly informative for one task may not be relevant for other tasks. Consider, for example, the corpus of HuffPost headlines, categorized into 41 classes. Figure 1 shows that words highly salient for one class do not play a significant role in classifying others. Not surprisingly, when meta-learning is applied directly on lexical inputs, its performance drops below a simple nearest neighbor classifier. The inability of a traditional meta-learner to zoom-in on important features is further illustrated in Figure 2: when considering the target class *fifty* (lifestyle for middle-aged), the standard prototypical network (Snell et al., 2017) attends to uninformative words like “date,” while downplaying highly predictive words such as “grandma.”

In this paper we demonstrate that despite these variations, we can effectively transfer representations across classes and thereby enable learning in a low-resource regime. Instead of directly considering words, our method utilizes their *distributional signatures*, characteristics of the underlying word distributions, which exhibit consistent behaviour across classification tasks. Within the meta-learning framework, these signatures enable us to transfer attention across tasks, which can consequently be used to weight the lexical representations of words. One broadly used example of such distributional signatures is tf-idf weighting, which explicitly specifies word importance in terms of its frequency in a document collection, and its skewness within a specific document.

¹ Our code and data are available at <https://github.com/distributionalsignatures/460d60d2c25a118c67dcbfdd37f27d6c>.

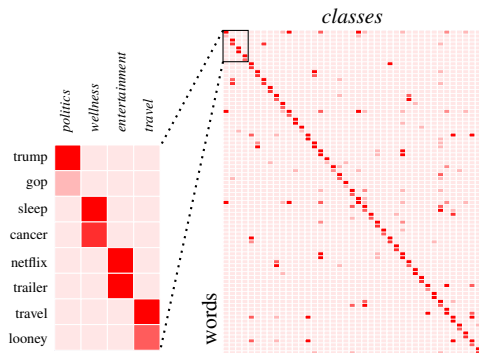


Figure 1: Different classes exhibit different word distributions in HuffPost headlines. We compute the local mutual information (LMI) (Evert, 2005) between words and classes. For each class, we include its top 2 LMI-ranked words. Darker colors indicate higher LMI.

Prototypical network (seen class)

this gorgeous **grandma** proves beauty has no expiration **date**

Prototypical network (unseen class)

this gorgeous grandma proves **beauty** has no expiration **date**

Our model (unseen class)

this **gorgeous** **grandma** proves **beauty** has no expiration **date**

Figure 2: Visualization of word importance on example from class *fifty* in HuffPost headlines. Top: *fifty* is seen during meta-training; prototypical network (Snell et al., 2017) finds important words. Middle: *fifty* is unavailable during meta-training; it fails to generalize. Bottom: Our model identifies key words for unseen classes.

Building on this idea, we would like to learn to utilize distributional signatures in the context of cross-class transfer. In addition to word frequency, we assess word importance with respect to a specific class. This latter relation cannot be reliably estimated of the target class due to the scarcity of labeled data. However, we can obtain a noisy estimate of this indicator by utilizing the few provided training examples for the target class, and then further refine this approximation within the meta-learning framework. We note that while the representational power of distributional signatures is weaker than that of their lexical counterparts, meta knowledge built on distributional signatures are better able to generalize.

Our model consists of two components. The first is an *attention generator*, which translates distributional signatures into attention scores that reflect word importance for classification. Informed by the attention generator’s output, our second component, a *ridge regressor*, quickly learns to make predictions after seeing only a few training examples. The attention generator is shared across all episodes, while the ridge regressor is trained from scratch for each individual episode. The latter’s prediction loss provides supervision for the attention generator. Theoretically, we show that the attention generator is robust to word-substitution perturbations.

We evaluate our model on five standard text classification datasets (Lang, 1995; Lewis et al., 2004; Lewis, 1997; He & McAuley, 2016; Misra, 2018) and one relation classification dataset (Han et al., 2018). Experimental results demonstrate that our model delivers significant performance gains over all baselines. For instance, our model outperforms prototypical networks by 20.49% on average in one-shot text classification and 17.32% in one-shot relation classification. In addition, both qualitative and quantitative analyses confirm that our model generates high-quality attention for unseen classes.

2 RELATED WORK

Meta-learning Meta-learning has been shown to be highly effective in computer vision, where low-level features are transferable across classes. Existing approaches include learning a metric space over input features (Koch, 2015; Vinyals et al., 2016; Snell et al., 2017; Sung et al., 2018), developing a prior over the optimization procedure (Ravi & Larochelle, 2016; Finn et al., 2017; Nichol & Schulman, 2018; Antoniou et al., 2018), and exploiting the relations between classes (Garcia & Bruna, 2017). These methods have been adapted with some success to specific applications in NLP, including machine translation (Gu et al., 2018), text classification (Yu et al., 2018; Guo et al., 2018; Jiang et al., 2019) and relation classification (Han et al., 2018). Such models primarily build meta-knowledge on lexical representations.

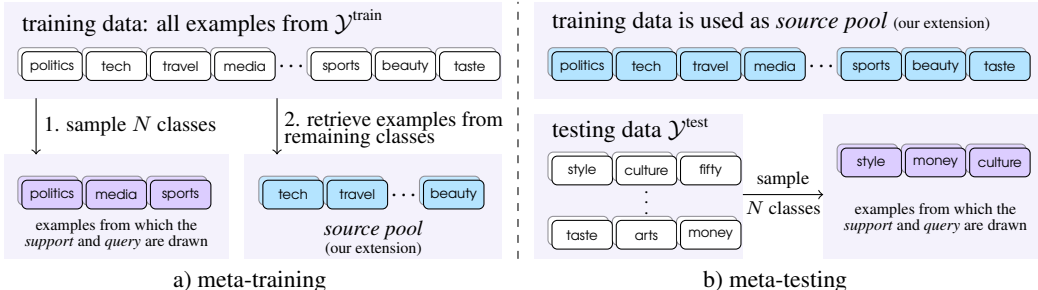


Figure 3: Episode generation. a) Meta-training: First, sample N classes from $\mathcal{Y}^{\text{train}}$. Then, sample the support set and the query set from the N classes. We use examples from the remaining classes to form the source pool. b) Meta-testing: Select N new classes from $\mathcal{Y}^{\text{test}}$ and sample the support set and the query set from these N classes. We use all examples from $\mathcal{Y}^{\text{train}}$ to form the source pool.

However, as our experiments show, there exist innate differences in transferable knowledge between image data and language data, and lexicon-aware meta-learners fail to generalize on standard multi-class classification datasets.

In this work, we observe that even though salient features in text may not be transferable, their *distributional* behaviors are alike. Thus, we focus on learning the connection between word importance and distributional signatures. As a result, our model can reliably identify important features from novel classes.

Transfer learning Our work is also closely related to transfer learning: we assume access to a large number of labeled examples from *source* classes, and we would like to identify word importance for the *target* classification task. Current approaches transfer knowledge from the source to the target by either fine-tuning a pre-trained encoder (Howard & Ruder, 2018; Peters et al., 2018; Radford et al., 2018; Bertinetto et al., 2019), or multi-task learning with a shared encoder (Collobert & Weston, 2008; Liu et al., 2015; Luong et al., 2015; Strubell et al., 2018). Recently, Bao et al. (2018) also successfully transferred task-specific attention through human rationales.

In contrast to these methods, where the transfer mechanism is pre-designed, we learn to transfer based on the performance of downstream tasks. Specifically, we utilize distributional statistics to transfer attention across tasks. We note that while Wei et al. (2017) and Sun et al. (2018) also learn transfer mechanisms for image recognition, their methods do not directly apply to NLP.

3 BACKGROUND

In this section, we first summarize the standard meta-learning framework for few-shot classification and describe the terminology (Vinyals et al., 2016). Next, we introduce our extensions to the framework. Figure 3 and 4 graphically illustrate our framework.

Problem statement Suppose we are given labeled examples from a set of classes $\mathcal{Y}^{\text{train}}$. Our goal is to develop a model that acquires knowledge from these training data, so that we can make predictions over new (but related) classes, for which we only have a few annotations. These new classes belong to a set of classes $\mathcal{Y}^{\text{test}}$, disjoint from $\mathcal{Y}^{\text{train}}$.

Meta-training In meta-learning, we emulate the above testing scenario during meta-training so our model learns to quickly learn from a few annotations. To create a single *training episode*, we first sample N classes from $\mathcal{Y}^{\text{train}}$. For each of these N classes, we sample K examples as our training data and L examples as our testing data. We update our model based on loss over these testing data. Figure 4a shows an example of an episode. We repeat this procedure to increase the number of training episodes, each of which is constructed over its own set of N classes. In literature, the training data of one episode is commonly denoted as the *support set*, while the corresponding testing data is known as the *query set*. Given the support set, we refer to the task of making predictions over the query set as *N -way K -shot classification*.

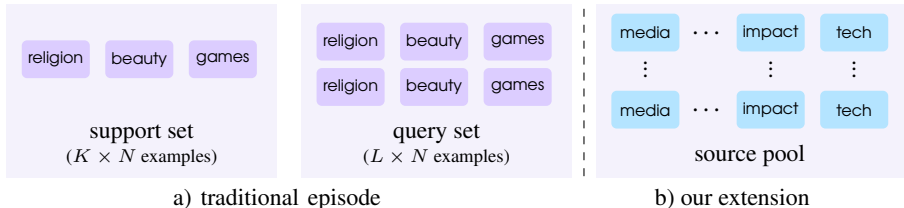


Figure 4: Single episode with $N = 3$, $K = 1$, $L = 2$. Rectangles denote input examples. The text inside corresponds to their labels. An episode contains a support set, a query set, and a source pool.

Meta-testing After we have finished meta-training, we apply the same episode-based mechanism to test whether our model can indeed adapt quickly to new classes. To create a *testing episode*, we first sample N new classes from $\mathcal{Y}^{\text{test}}$. Then we sample the support set and the query set from the N classes. We evaluate the average performance on the query set across all testing episodes.

Our extension We observe that even though all examples from $\mathcal{Y}^{\text{train}}$ are accessible throughout meta-training, the standard meta-learning framework (Vinyals et al., 2016) only learns from small subsets of these data per training episode. In contrast, our model leverages distributional statistics over all training examples for more robust inference. To accommodate this adjustment, we augment each episode with a *source pool* (Figure 4b). During meta-training (Figure 3a), this source pool includes all examples from training classes not selected for the particular episode. During meta-testing (Figure 3b), this source pool includes all training examples.

4 METHOD

Overview Our goal is to improve few-shot classification performance by learning high-quality attention from the distributional signatures of the inputs. Given a particular episode, we extract relevant statistics from the source pool and the support set. Since these statistics only roughly approximate word importance for classification, we utilize an *attention generator* to translate them into high-quality attention that operates over words. This generated attention provides guidance for the downstream predictor, a *ridge regressor*, to quickly learn from a few labeled examples.²

We note that the attention generator is optimized over all training episodes, while the ridge regressor is trained from scratch for each episode. Figure 5 illustrates the two components of our model.

- **Attention generator:** This module generates class-specific attention by combining the distributional statistics of the source pool and the support set (Figure 5a). The generated attention provides the ridge regressor an inductive bias on the word importance. We train this module based on feedback from the ridge regressor (Section 4.1).
- **Ridge regressor:** For each episode, this module constructs lexical representations using the attention derived from distributional signatures (Figure 5b). The goal of this module is to make predictions over the query set, after learning from the support set (Figure 5c and 5d). Its prediction loss is end-to-end differentiable with respect to the attention generator which leads to efficient training (Section 4.2).

In our theoretical analysis, we show that the attention generator’s outputs are invariant to word-substitution perturbations (Section 4.3).

4.1 ATTENTION GENERATOR

The goal of the attention generator is to assess word importance from the distributional signatures of each input example. There are many choices of distributional signatures. Among them, we focus on functions of unigram statistics, which are provably robust to word-substitution perturbations (Section 4.3). We utilize the large source pool to inform the model of *general* word importance and

² Note this generated attention can be applied to *any* downstream predictor (Lee et al., 2019; Snell et al., 2017). Details from these experiments may be found in the Appendix A.6.

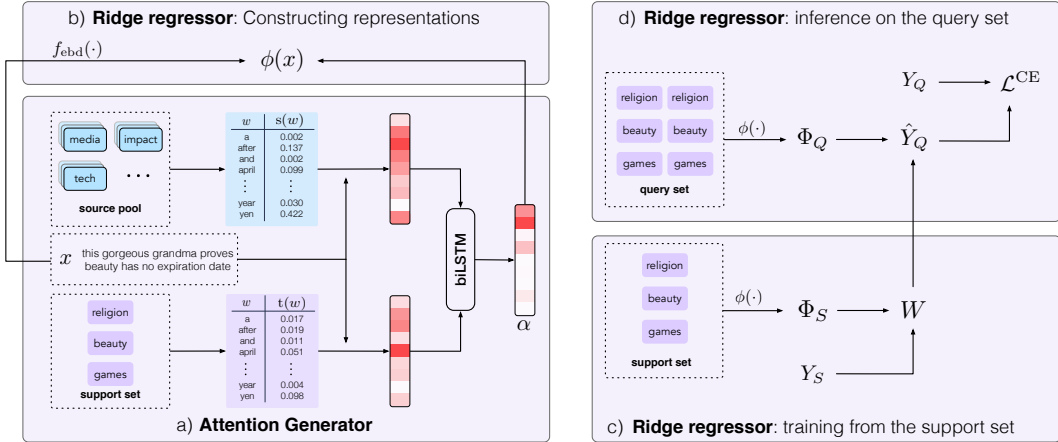


Figure 5: Illustration of our model for an episode with $N = 3$, $K = 1$, $L = 2$. The attention generator translates the distributional signatures from the source pool and the support set into an attention α for each input example x (5a). The ridge regressor utilizes the generated attention to weight the lexical representations (5b). It then learns from the support set (5c) and makes predictions over the query set (5d).

leverage the small support set to estimate *class-specific* word importance. The generated attention will be used later to construct the input representation for downstream classification.

It is well-documented in literature that words which appear frequently are unlikely to be informative (Sparck Jones, 1972). Thus, we would like to downweigh frequent words and upweight rare words. To measure *general word importance*, we select an established approach by Arora et al. (2016):

$$s(x_i) := \frac{\varepsilon}{\varepsilon + P(x_i)}$$

where $\varepsilon = 10^{-3}$, x_i is the i^{th} word of input example x , and $P(x_i)$ is the unigram likelihood of x_i over the source pool.

On the other hand, words that are discriminative in the support set are likely to be discriminative in the query set. Thus, we define the following statistic to reflect *class-specific word importance*:

$$t(x_i) := \mathcal{H}(P(y | x_i))^{-1}$$

where the conditional likelihood $P(y | x_i)$ is estimated over the support set using a regularized linear classifier³ and $\mathcal{H}(\cdot)$ is the entropy operator. We note that $t(\cdot)$ measures the uncertainty of the class label y , given the word. Thus, words that exhibit a skewed distribution will be highly weighted.

Directly applying these statistics may not result in good performance for two reasons: 1) the two statistics contain complementary information, and it is unclear how to combine them; and 2) these statistics are noisy approximations to word importance for classification. To bridge this gap, we concatenate these signatures and employ a bi-directional LSTM (Hochreiter & Schmidhuber, 1997) to fuse the information across the input: $h = \text{biLSTM}([s(x); t(x)])$. Finally, we use dot-product attention to predict the attention score α_i of word x_i :

$$\alpha_i := \frac{\exp(v^T h_i)}{\sum_j \exp(v^T h_j)}$$

where h_i is the output of the biLSTM at position i and v is a learnable vector.

4.2 RIDGE REGRESSOR

Informed by the attention generator, the ridge regressor quickly learns to make predictions after seeing a few examples. First, for each example in a given episode, we construct a lexical representation

³ See Appendix A.1 for details.

that focuses on important words, as indicated by attention scores. Next, given these lexical representations, we train the ridge regressor on the support set from scratch. Finally, we make predictions over the query set and use the loss to teach the attention generator to produce better attention.

Constructing representations Given that different words exhibit varying levels of importance towards classification, we construct lexical representations that favor pertinent words. Specifically, we define the representation of example x as

$$\phi(x) := \sum_i \alpha_i \cdot f_{\text{ebd}}(x_i)$$

where $f_{\text{ebd}}(\cdot)$ is a pre-trained embedding function that maps a word into \mathbb{R}^E .

Training from the support set Given an N -way K -shot classification task, let $\Phi_S \in \mathbb{R}^{N \times K \times E}$ be the representation of the support set, obtained from $\phi(\cdot)$, and $Y_S \in \mathbb{R}^{N \times K \times N}$ be the one-hot labels. We adopt ridge regression (Bertinetto et al., 2019) to fit the labeled support set for the following reasons: 1) ridge regression admits a closed-form solution that enables end-to-end differentiation through the model, and 2) with proper regularization, ridge regression reduces over-fitting on the small support set. Specifically, we minimize regularized squared loss

$$\mathcal{L}^{RR}(W) := \|\Phi_S W - Y_S\|_F^2 + \lambda \|W\|_F^2 \quad (1)$$

over the weight matrix $W \in \mathbb{R}^{E \times N}$. Here $\|\cdot\|_F$ denotes the Frobenius norm, and $\lambda > 0$ controls the conditioning of the learned transformation W . The closed-form solution can be obtained as

$$W = \Phi_S^T (\Phi_S \Phi_S^T + \lambda I)^{-1} Y_S$$

where I is the identity matrix.

Inference on the query set Let Φ_Q denote the representation of the query set. Although we optimized for a regression objective in Eq equation 1, the learned transformation has been shown to work well in few-shot classification after a calibration step (Bertinetto et al., 2019), as

$$\hat{Y}_Q = a \Phi_Q W + b$$

where $a \in \mathbb{R}^+$ and $b \in \mathbb{R}$ are meta-parameters learned through meta-training. Finally, we apply a softmax over \hat{Y}_Q to obtain the predicted probabilities \hat{P}_Q . Note that this calibration only adjusts the temperature and scale of the softmax; its mode remains unchanged. During meta-training, we compute the cross-entropy loss \mathcal{L}^{CE} between \hat{P}_Q and the labels over the query set. Since both Φ_S and Φ_Q depend on $\phi(\cdot)$, \mathcal{L}^{CE} provides supervision for the attention generator.

4.3 THEORETICAL ANALYSIS

Working with distributional signatures brings certified robustness against input perturbations. Formally, let $(\mathcal{P}, \mathcal{S}, \mathcal{Q})$ be a single episode, where \mathcal{P} is the source pool, \mathcal{S} is the support set and \mathcal{Q} is the query set. For any input text $x \in \mathcal{S} \cup \mathcal{Q}$, the attention generator produces word-level importance given the support set and the source pool:

$$\alpha = \text{AttGen}(x \mid \mathcal{S}, \mathcal{P}).$$

Now consider a word-substitution perturbation σ that replaces a word w by $\sigma(w)$.⁴ If we arbitrarily swap words, we may encounter nonsensical outputs, as important words may be substituted by common words, like ‘‘a’’ or ‘‘the.’’ Thus, we consider perturbations that preserve the unigram probabilities of words, estimated over the source pool: $P(w) = P(\sigma(w))$ for all $w \in V$. In this way, important words (for one class) are mapped to similarly important words (perhaps for another class). We use $\tilde{\mathcal{S}}$ and $\tilde{\mathcal{Q}}$ to denote the support and query sets after applying σ word by word.

Theorem 1. *Assume $\sigma : V \rightarrow V$ satisfies $P(w) = P(\sigma(w))$ for all w . If σ is a bijection, then for any input text $x \in \mathcal{S} \cup \mathcal{Q}$ and its perturbation $\tilde{x} \in \tilde{\mathcal{S}} \cup \tilde{\mathcal{Q}}$, the outputs of the attention generator are the same:*

$$\text{AttGen}(x \mid \mathcal{S}, \mathcal{P}) = \text{AttGen}(\tilde{x} \mid \tilde{\mathcal{S}}, \mathcal{P}).$$

⁴ We view this σ as a mapping from the vocabulary set V to itself.

The idea behind this proof is to show that general word importance s and class-specific word importance t are invariant to such perturbations. Details may be found in Appendix A.2.

Alternatively, one can view this word-substitution perturbation as a change to the input distribution. Let $P(x | y)$ be the conditional probability of the input x given the class label y . Assuming that σ is a bijection, the conditional after perturbation can be expressed as $\tilde{P}(x | y) = P(\sigma^{-1}(x) | y)$, where $\sigma^{-1}(x)$ is the result of applying σ^{-1} to every word in x . Intuitively, Theorem 1 tells us that if a word w is a discriminative feature for the original classification task, then after the change of the input distribution, the word $\sigma(w)$ should be a discriminative feature for the new task. This property makes sense since word-importance for classification should depend only on the relative differences between classes. In fact, the theorem holds when the input to the attention generator is any function of unigram counts. We also note that the classification performance on the query set can be different, as the pre-trained embedding function $f_{\text{emb}}(\cdot)$ is generally not invariant under such perturbations.

5 EXPERIMENTAL SETUP

5.1 DATASETS

We evaluate our approach on five text classification datasets and one relation classification dataset.⁵ (See Appendix A.3 for more details.)

20 Newsgroups is comprised of informal discourse from news discussion forums (Lang, 1995). Documents are organized under 20 topics.

RCV1 is a collection of Reuters newswire articles from 1996 to 1997 (Lewis et al., 2004). These articles are written in formal speech and labeled with a set of topic codes. We consider 71 second-level topics as our total class set and discard articles that belong to more than one class.

Reuters-21578 is a collection of shorter Reuters articles from 1987 (Lewis, 1997). We use the standard ApteMod version of the dataset. We discard articles with more than one label and consider 31 classes that have at least 20 articles.

Amazon product data contains customer reviews from 24 product categories (He & McAuley, 2016). Our goal is to classify reviews into their respective product categories. Since the original dataset is notoriously large (142.8 million reviews), we select a more tractable subset by sampling 1000 reviews from each category.

HuffPost headlines consists of news headlines published on HuffPost between 2012 and 2018 (Misra, 2018). These headlines split among 41 classes. They are shorter and less grammatical than formal sentences.

FewRel is a relation classification dataset developed for few-shot learning (Han et al., 2018). Each example is a single sentence, annotated with a head entity, a tail entity, and their relation. The goal is to predict the correct relation between the head and tail. The public dataset contains 80 relation types.

5.2 BASELINES

We compare our model (denoted as OUR) to different combinations of representations and learning algorithms. Details of the baselines may be found in Appendix A.4.

Representations We evaluate three representations. AVG represents each example as the mean of its embeddings. IDF represents each example as the weighted average of its word embeddings, with weights given by inverse document frequency over all training examples. CNN applies 1D convolution over the input words and obtains the representation by max-over-time pooling (Kim, 2014).

Learning algorithms In addition to the ridge regressor (RR) (Bertinetto et al., 2019), we evaluate two standard supervised learning algorithms and two meta-learning algorithms. NN is a 1-nearest-

⁵All processed datasets along with their splits are publicly available.

Method		20 News		Amazon		HuffPost		RCV1		Reuters		FewRel	
Rep.	Alg.	1 shot	5 shot	1 shot	5 shot	1 shot	5 shot	1 shot	5 shot	1 shot	5 shot	1 shot	5 shot
AVG	NN	33.95	45.87	46.76	60.36	31.45	41.55	43.76	60.84	55.97	79.61	47.58	60.67
IDF	NN	38.88	51.94	51.43	67.15	31.53	42.35	41.96	58.27	57.69	82.85	46.84	60.62
CNN	FT	33.00	47.17	45.71	63.91	32.45	44.13	40.33	62.34	74.15	92.69	54.08	71.19
AVG	PROTO	36.25	45.42	37.26	51.99	35.68	41.67	28.48	31.22	59.09	68.17	44.04	46.55
IDF	PROTO	37.86	46.53	41.91	59.24	34.88	50.24	32.14	35.63	63.24	76.29	43.09	61.99
CNN	PROTO	29.67	35.09	34.02	44.49	33.49	44.21	28.43	29.33	64.74	72.60	49.78	65.16
AVG	MAML	33.74	43.92	39.35	47.22	36.14	49.69	39.98	50.69	48.64	55.13	43.83	57.87
IDF	MAML	37.26	48.62	43.63	62.45	38.95	53.70	42.58	54.14	54.86	62.89	48.22	65.80
CNN	MAML	28.98	36.79	35.30	43.70	34.12	45.89	39.03	51.15	64.16	81.23	51.73	66.90
AVG	RR	37.60	57.24	50.25	72.78	36.33	54.86	48.17	72.62	62.88	89.47	53.25	72.22
IDF	RR	44.83	64.35	60.27	79.78	37.68	59.56	48.65	72.85	69.45	92.67	55.65	75.30
CNN	RR	32.25	44.32	37.30	53.89	37.32	49.96	41.81	59.47	72.39	88.48	56.83	71.81
OUR		52.17	68.33	62.66	81.16	43.09	63.51	54.15	75.38	80.80	95.67	67.10	83.53
OUR w/o $t(\cdot)$		50.15	67.59	61.77	80.58	42.09	60.86	51.51	75.12	77.94	93.77	66.93	83.20
OUR w/o $s(\cdot)$		41.99	60.77	51.12	75.37	40.16	60.29	48.59	72.84	72.96	93.02	65.83	82.62
OUR w/o biLSTM		50.35	66.99	61.95	80.90	42.22	63.04	51.88	74.19	77.52	95.56	66.42	82.90

Table 1: Results of 5-way 1-shot and 5-way 5-shot classification on six datasets. The bottom three rows present our ablation study. For complete results with standard deviations, see Table 5 and 6 in Appendix A.7.

neighbor classifier under Euclidean distance. FT pre-trains a classifier over all training examples, then finetunes the network using the support set (Chen et al., 2019). MAML meta-learns a prior over model parameters, so that the model can quickly adapt to new classes (Finn et al., 2017). Prototypical network (PROTO) meta-learns a metric space for few-shot classification by minimizing the Euclidean distance between the centroid of each class and its constituent examples (Snell et al., 2017).

5.3 IMPLEMENTATION DETAILS

We use pre-trained fastText embeddings (Joulin et al., 2016) for our model and all baselines. For sentence-level datasets (HuffPost, FewRel), we also experiment with pre-trained BERT embeddings (Devlin et al., 2018) using HuggingFaces codebase.⁶ For relation classification (FewRel), we augment the input of our attention generator with positional embeddings (Zhang et al., 2017).⁷

In the attention generator, we use a biLSTM with 50 hidden units and apply dropout of 0.1 on the output (Srivastava et al., 2014). In the ridge regressor, we optimize meta-parameters λ and a in the log space to maintain the positivity constraint. All parameters are optimized using Adam with a learning rate of 0.001 (Kingma & Ba, 2014).

During meta-training, we sample 100 training episodes per epoch. We apply early stopping when the validation loss fails to improve for 20 epochs. We evaluate test performance based on 1000 testing episodes and report the average accuracy over 5 different random seeds.

6 RESULTS

We evaluated our model in both 5-way 1-shot and 5-way 5-shot settings. These results are reported in Table 1. Our model consistently achieves the best performance across all datasets. On average, our model improves 5-way 1-shot accuracy by 6.26% and 5-way 5-shot accuracy by 3.84%, against the best baseline for each dataset. When comparing against CNN+PROTO, our model improves by 19.96% on average in 1-shot classification. The empirical results clearly demonstrate that

⁶<https://github.com/huggingface/pytorch-transformers>

⁷We also provide the same positional embeddings to the baseline CNN.

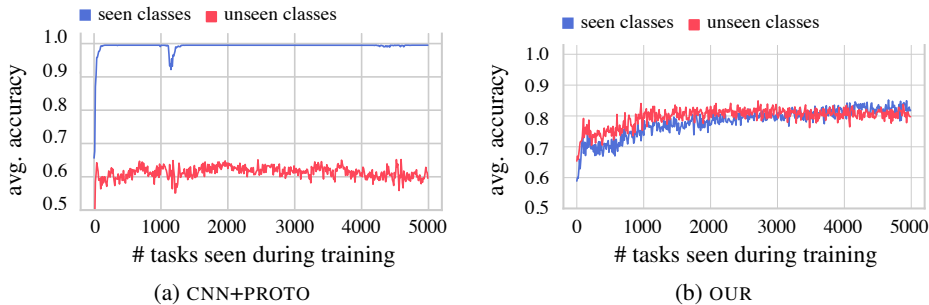


Figure 7: Learning curve of CNN+PROTO (left) v.s. OUR (right) on the Reuters dataset. We plot average 5-way 1-shot accuracy over 50 episodes sampled from seen classes (blue) and unseen classes (red). While OUR has weaker representational power, it generalizes better to unseen classes.

Method		HuffPost		FewRel	
Rep.	Alg.	1 shot	5 shot	1 shot	5 shot
AVG	NN	23.23 \pm 0.20	34.22 \pm 0.28	52.37 \pm 0.27	64.85 \pm 0.25
IDF	NN	33.49 \pm 0.18	45.71 \pm 0.17	48.65 \pm 0.18	62.35 \pm 0.18
CNN	FT	37.30 \pm 1.08	51.56 \pm 1.28	61.10 \pm 2.54	80.04 \pm 0.69
AVG	PROTO	34.21 \pm 0.56	49.77 \pm 1.90	50.27 \pm 0.98	66.24 \pm 2.01
IDF	PROTO	36.06 \pm 0.84	54.58 \pm 0.99	48.23 \pm 0.58	67.82 \pm 0.72
CNN	PROTO	36.17 \pm 1.00	50.55 \pm 0.96	57.08 \pm 5.52	75.01 \pm 2.21
AVG	MAML	38.58 \pm 1.56	55.32 \pm 1.42	47.18 \pm 3.49	64.50 \pm 2.72
IDF	MAML	34.22 \pm 0.74	56.50 \pm 1.50	50.06 \pm 2.88	68.43 \pm 2.50
CNN	MAML	38.39 \pm 1.68	53.86 \pm 0.76	47.68 \pm 1.66	71.56 \pm 4.75
AVG	RR	25.34 \pm 0.14	51.52 \pm 0.14	55.65 \pm 0.27	73.91 \pm 0.77
IDF	RR	40.38 \pm 0.11	61.72 \pm 1.03	54.48 \pm 0.26	73.48 \pm 0.72
CNN	RR	41.37 \pm 0.54	53.10 \pm 0.76	65.65 \pm 5.70	78.65 \pm 4.24
OUR		42.12 \pm 0.15	62.97 \pm 0.67	70.08 \pm 0.56	88.07 \pm 0.27

Table 2: 5-way 1-shot and 5-way 5-shot classification on HuffPost and FewRel using BERT.

meta-learners privy to lexical information consistently fail, while our model is able to generalize past class-specific vocabulary. Furthermore, Figure 7 illustrates that a lexicon-aware meta-learner (CNN+PROTO) is able to overfit the training data faster than our model, but our model more readily generalizes to unseen classes.

Ablation study We perform ablation studies on the attention generator. These results are shown at the bottom of Table 1. We observe that both statistics $s(\cdot)$ and $t(\cdot)$ contribute to the performance, though the former has a larger impact. We also note that instead of computing word importance independently for each word, fusing information across the input with an biLSTM improves performance slightly.

Contextualized representations For sentence-level datasets (FewRel, HuffPost), we also experiment with contextualized representations, given by BERT (Devlin et al., 2018). These results are shown in Table 2. While BERT significantly improves classification performance on FewRel, we observe no performance boost on HuffPost. We postulate that this discrepancy arises because relation classification is highly contextual, while news classification is mostly keyword-based.

Analysis We visualize our attention-weighted representation $\phi(x)$ in Figure 8. Compared to directly using general word importance $s(x)$ or class-specific word importance $t(x)$, our method produces better separation, which enables effective learning from a few examples. This highlights that the power of our approach lies not in the distributional signatures themselves, but rather in the representations learned on top of them.

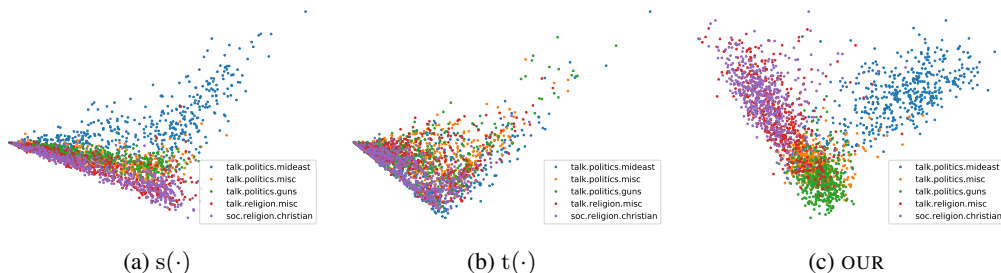


Figure 8: PCA visualization of the input representation for the query set of a testing episode ($N = 5$, $K = 5$, $L = 500$) sampled from 20 Newsgroups. Weighted averages of word embeddings given by (a) $s(\cdot)$, (b) $t(\cdot)$, and (c) the attention generator meta-trained on a disjoint set of training classes.

	Fine-grained classification	Coarse-grained classification
$s(x)$	finnish unemployment was 6.7 pct in december last year compared with 6.8 pct in november and 6.1 pct in december 1985 , the central statistical office said	finnish unemployment was 6.7 pct in december last year compared with 6.8 pct in november and 6.1 pct in december 1985 , the central statistical office said
$t(x)$	finnish unemployment was 6.7 pct in december last year compared with 6.8 pct in november and 6.1 pct in december 1985 , the central statistical office said	finnish unemployment was 6.7 pct in december last year compared with 6.8 pct in november and 6.1 pct in december 1985 , the central statistical office said
OURS	finnish unemployment was 6.7 pct in december last year compared with 6.8 pct in november and 6.1 pct in december 1985 , the central statistical office said	finnish unemployment was 6.7 pct in december last year compared with 6.8 pct in november and 6.1 pct in december 1985 , the central statistical office said

Figure 9: Attention weights generated by our model are specific to task. We visualize our model’s inputs $s(x)$ (top), $t(x)$ (middle), and output (bottom) for one query example from class *jobs* in Reuters dataset. Word “statistical” is downweighed for *jobs* when compared to other economics classes (left), but it becomes important when considering dissimilar classes (right). Fine-grained classes: *jobs*, *retail*, *industrial production index*, *wholesale production index*, *consumer production index*. Coarse-grained classes: *jobs*, *cocoa*, *aluminum*, *copper*, *reserves*.

Figure 9 visualizes the model’s input and output on the same query example in two testing episodes. The example belongs to the class *jobs* in the Reuters dataset. First, we observe that our model generates meaningful attention from noisy distributional signatures. Furthermore, the generated attention is *task-specific*: in the depicted example, if the episode contains other economics-related classes, the word “statistical” is downweighed by our model. Conversely, “statistical” is upweighed when we compare *jobs* to other distant classes.

7 CONCLUSION

In this paper, we propose a novel meta-learning approach that capitalizes on the connection between word importance and distributional signatures to improve few-shot classification. Specifically, we learn an attention generator that translates distributional statistics into high-quality attention. This generated attention then provides guidance for fast adaptation to new classification tasks. Experimental results on both text and relation classification validate that our model identifies important words for new classes. The effectiveness of our approach demonstrates the promise of meta learning with distributional signatures.

REFERENCES

- Antreas Antoniou, Harrison Edwards, and Amos Storkey. How to train your maml. *arXiv preprint arXiv:1810.09502*, 2018.
- Sanjeev Arora, Yingyu Liang, and Tengyu Ma. A simple but tough-to-beat baseline for sentence embeddings. 2016.
- Yujia Bao, Shiyu Chang, Mo Yu, and Regina Barzilay. Deriving machine attention from human rationales. In *Proceedings of the 2018 Conference on Empirical Methods in Natural Language Processing*, pp. 1903–1913, 2018.
- Luca Bertinetto, Joao F. Henriques, Philip Torr, and Andrea Vedaldi. Meta-learning with differentiable closed-form solvers. In *International Conference on Learning Representations*, 2019. URL <https://openreview.net/forum?id=HyxnZh0ct7>.
- Wei-Yu Chen, Yen-Cheng Liu, Zsolt Kira, Yu-Chiang Frank Wang, and Jia-Bin Huang. A closer look at few-shot classification. In *International Conference on Learning Representations*, 2019. URL <https://openreview.net/forum?id=HkxLXnAcFQ>.
- Ronan Collobert and Jason Weston. A unified architecture for natural language processing: Deep neural networks with multitask learning. In *Proceedings of the 25th international conference on Machine learning*, pp. 160–167. ACM, 2008.
- Jacob Devlin, Ming-Wei Chang, Kenton Lee, and Kristina Toutanova. Bert: Pre-training of deep bidirectional transformers for language understanding. *arXiv preprint arXiv:1810.04805*, 2018.
- Stefan Evert. The statistics of word cooccurrences: word pairs and collocations. 2005.
- Chelsea Finn, Pieter Abbeel, and Sergey Levine. Model-agnostic meta-learning for fast adaptation of deep networks. In *Proceedings of the 34th International Conference on Machine Learning-Volume 70*, pp. 1126–1135. JMLR. org, 2017.
- Victor Garcia and Joan Bruna. Few-shot learning with graph neural networks. *arXiv preprint arXiv:1711.04043*, 2017.
- Jiatao Gu, Yong Wang, Yun Chen, Victor OK Li, and Kyunghyun Cho. Meta-learning for low-resource neural machine translation. In *Proceedings of the 2018 Conference on Empirical Methods in Natural Language Processing*, pp. 3622–3631, 2018.
- Jiang Guo, Darsh Shah, and Regina Barzilay. Multi-source domain adaptation with mixture of experts. In *Proceedings of the 2018 Conference on Empirical Methods in Natural Language Processing*, pp. 4694–4703, 2018.
- Xu Han, Hao Zhu, Pengfei Yu, Ziyun Wang, Yuan Yao, Zhiyuan Liu, and Maosong Sun. Fewrel: A large-scale supervised few-shot relation classification dataset with state-of-the-art evaluation. In *Proceedings of the 2018 Conference on Empirical Methods in Natural Language Processing*, pp. 4803–4809, 2018.
- Ruining He and Julian McAuley. Ups and downs: Modeling the visual evolution of fashion trends with one-class collaborative filtering. In *proceedings of the 25th international conference on world wide web*, pp. 507–517. International World Wide Web Conferences Steering Committee, 2016.
- Sepp Hochreiter and Jürgen Schmidhuber. Long short-term memory. *Neural computation*, 9(8): 1735–1780, 1997.
- Jeremy Howard and Sebastian Ruder. Universal language model fine-tuning for text classification. *arXiv preprint arXiv:1801.06146*, 2018.
- Xiang Jiang, Mohammad Havaei, Gabriel Chartrand, Hassan Chouaib, Thomas Vincent, Andrew Jesson, Nicolas Chapados, and Stan Matwin. Attentive task-agnostic meta-learning for few-shot text classification, 2019. URL <https://openreview.net/forum?id=SyxMWh09KX>.

- Armand Joulin, Edouard Grave, Piotr Bojanowski, Matthijs Douze, H erve J egou, and Tomas Mikolov. Fasttext.zip: Compressing text classification models. *arXiv preprint arXiv:1612.03651*, 2016.
- Yoon Kim. Convolutional neural networks for sentence classification. *arXiv preprint arXiv:1408.5882*, 2014.
- Diederik P Kingma and Jimmy Ba. Adam: A method for stochastic optimization. *arXiv preprint arXiv:1412.6980*, 2014.
- Gregory Koch. Siamese neural networks for one-shot image recognition. 2015.
- Ken Lang. Newsweeder: learning to filter netnews. In *Proceedings of the Twelfth International Conference on International Conference on Machine Learning*, pp. 331–339. Morgan Kaufmann Publishers Inc., 1995.
- Kwonjoon Lee, Subhransu Maji, Avinash Ravichandran, and Stefano Soatto. Meta-learning with differentiable convex optimization. In *Proceedings of the IEEE Conference on Computer Vision and Pattern Recognition*, pp. 10657–10665, 2019.
- David D. Lewis. Reuters-21578 text categorization test collection, distribution 1.0. 1997.
- David D Lewis, Yiming Yang, Tony G Rose, and Fan Li. Rcv1: A new benchmark collection for text categorization research. *Journal of machine learning research*, 5(Apr):361–397, 2004.
- Xiaodong Liu, Jianfeng Gao, Xiaodong He, Li Deng, Kevin Duh, and Ye-Yi Wang. Representation learning using multi-task deep neural networks for semantic classification and information retrieval. 2015.
- Minh-Thang Luong, Quoc V Le, Ilya Sutskever, Oriol Vinyals, and Lukasz Kaiser. Multi-task sequence to sequence learning. *arXiv preprint arXiv:1511.06114*, 2015.
- Rishabh Misra. News category dataset, 06 2018.
- Alex Nichol and John Schulman. Reptile: a scalable metalearning algorithm. *arXiv preprint arXiv:1803.02999*, 2, 2018.
- Matthew E. Peters, Mark Neumann, Mohit Iyyer, Matt Gardner, Christopher Clark, Kenton Lee, and Luke Zettlemoyer. Deep contextualized word representations. In *Proc. of NAACL*, 2018.
- Alec Radford, Karthik Narasimhan, Tim Salimans, and Ilya Sutskever. Improving language understanding by generative pre-training. 2018.
- Sachin Ravi and Hugo Larochelle. Optimization as a model for few-shot learning. 2016.
- Jake Snell, Kevin Swersky, and Richard Zemel. Prototypical networks for few-shot learning. In *Advances in Neural Information Processing Systems*, pp. 4077–4087, 2017.
- Karen Sparck Jones. A statistical interpretation of term specificity and its application in retrieval. *Journal of documentation*, 28(1):11–21, 1972.
- Nitish Srivastava, Geoffrey Hinton, Alex Krizhevsky, Ilya Sutskever, and Ruslan Salakhutdinov. Dropout: a simple way to prevent neural networks from overfitting. *The Journal of Machine Learning Research*, 15(1):1929–1958, 2014.
- Emma Strubell, Patrick Verga, Daniel Andor, David Weiss, and Andrew McCallum. Linguistically-informed self-attention for semantic role labeling. *arXiv preprint arXiv:1804.08199*, 2018.
- Qianru Sun, Yaoyao Liu, Tat-Seng Chua, and Bernt Schiele. Meta-transfer learning for few-shot learning. *arXiv preprint arXiv:1812.02391*, 2018.
- Flood Sung, Yongxin Yang, Li Zhang, Tao Xiang, Philip HS Torr, and Timothy M Hospedales. Learning to compare: Relation network for few-shot learning. In *Proceedings of the IEEE Conference on Computer Vision and Pattern Recognition*, pp. 1199–1208, 2018.

Oriol Vinyals, Charles Blundell, Timothy Lillicrap, Daan Wierstra, et al. Matching networks for one shot learning. In *Advances in neural information processing systems*, pp. 3630–3638, 2016.

Ying Wei, Yu Zhang, and Qiang Yang. Learning to transfer. *arXiv preprint arXiv:1708.05629*, 2017.

Mo Yu, Xiaoxiao Guo, Jinfeng Yi, Shiyu Chang, Saloni Potdar, Yu Cheng, Gerald Tesauro, Haoyu Wang, and Bowen Zhou. Diverse few-shot text classification with multiple metrics. *arXiv preprint arXiv:1805.07513*, 2018.

Yuhao Zhang, Victor Zhong, Danqi Chen, Gabor Angeli, and Christopher D. Manning. Position-aware attention and supervised data improve slot filling. In *Proceedings of the 2017 Conference on Empirical Methods in Natural Language Processing*, pp. 35–45, Copenhagen, Denmark, September 2017. Association for Computational Linguistics. doi: 10.18653/v1/D17-1004. URL <https://www.aclweb.org/anthology/D17-1004>.

A SUPPLEMENTAL MATERIAL

A.1 REGULARIZED LINEAR CLASSIFIER

Given an N -way K -shot classification task, the goal of the regularized linear classifier is to approximate task-specific word importance using the support set.

Let $x = \{x_1, \dots, x_T\}$ be an input example, and let $f_{\text{ebd}}(\cdot)$ be an embedding function that maps each word x_i into \mathbb{R}^E . We compute the representation of x by the average of its embeddings:

$$\psi(x) := \frac{1}{T} \sum_i f_{\text{ebd}}(x_i).$$

Since the support set only contains a few examples, we adopt a simple linear classifier to reduce overfitting:

$$\hat{p} := \text{softmax}(W\psi(x))$$

where $W \in \mathbb{R}^{N \times E}$ is the weight matrix to learn. We minimize the cross entropy loss between the prediction \hat{p} and the ground truth label while penalizing the Frobenius norm of W . We stop training once the gradient norm is less than 0.1. Finally, given a word x_i , we estimate its conditional probability via $\text{softmax}(W\psi(x_i))$.

Time efficiency Since the support set is very small (less than 25 examples) and the loss function is strongly convex, this linear classifier converges very fast in practice.⁸ Note that for larger problems, we can speed up computation by formulating this procedure as a regression problem and solving for its closed-form solution (as in Section 4.2).

A.2 PROOF OF THEOREM 1

Theorem 1. Assume $\sigma : V \rightarrow V$ satisfies $P(w) = P(\sigma(w))$ for all w . If σ is a bijection, then for any input text $x \in \mathcal{S} \cup \mathcal{Q}$ and its perturbation $\tilde{x} \in \tilde{\mathcal{S}} \cup \tilde{\mathcal{Q}}$, the outputs of the attention generator are the same:

$$\text{AttGen}(x | \mathcal{S}, \mathcal{P}) = \text{AttGen}(\tilde{x} | \tilde{\mathcal{S}}, \mathcal{P}).$$

Proof. It suffices to show that the general word importance $s(\cdot)$ and the class-specific word importance $t(\cdot)$ are the same under the perturbation ϕ . For the former, since ϕ preserves unigram probability estimated over the source pool, we have

$$s(x_i) = \frac{\varepsilon}{\varepsilon + P(x_i)} = \frac{\varepsilon}{\varepsilon + P(\sigma(x_i))} = s(\sigma(x_i)).$$

To prove the latter, we need to show that the conditional probability $P(y | x_i)$ estimated over the support set is also invariant under ϕ . Let $\#(x_i \wedge y | \mathcal{S})$ denote the occurrences of the word x_i in examples with class label y over the support set \mathcal{S} . Using maximum likelihood estimation, we have

$$\hat{P}(y | x_i, \mathcal{S}) = \frac{\#(x_i \wedge y | \mathcal{S})}{\sum_{y'} \#(x_i \wedge y' | \mathcal{S})} = \frac{\#(\sigma(x_i) \wedge y | \tilde{\mathcal{S}})}{\sum_{y'} \#(\sigma(x_i) \wedge y' | \tilde{\mathcal{S}})} = \hat{P}(y | \sigma(x_i), \tilde{\mathcal{S}}),$$

where the second equality is derived from the fact that σ is a bijection. \square

A.3 DATASETS

To reliably test our model’s ability to generalize across classes, we consider two data splitting mechanisms in our experiments: 1) *easy split*: we randomly permute all classes and split them into train/val/test; 2) *hard split*: we select train/val/test based on the class hierarchy such that train classes are distant to val and test. We applied the easy split to one sentence-level dataset (Huff-Post) and one document-level dataset (Reuters-21578). Hard split is used for the other four datasets (details below).

20 Newsgroups Each class in 20 Newsgroups belongs to one of six top-level categories, which roughly correspond to computers, recreation, science, politics, religion, and for-sale. We partition

⁸less than 1 second on a single GeForce GTX TITAN X

Dataset	tokens per inst.	vocab size	inst. per class	num classes		
				train	val	test
20 News.	340	32137	941	8	5	7
RCV1*	372	7304	20	37	10	24
Reuters*	168	2234	20	15	5	11
Amazon*	140	17062	1000	10	5	9
HuffPost*	11	8218	900	20	5	16
FewRel	24	16045	700	65	5	10

Table 3: Dataset statistics. * indicates that we use a subset of the entire dataset.

the set of labels so that no top-level category spans two splits. Train contains “sci” and “rec,” val contains “comp,” and test contains all other labels.

Amazon The Amazon dataset does not come with predefined top-level categories. To generate a hard split, we first apply spectral clustering to classes based on their word distributions. Then we select train/val/test from different clusters.

RCV1 We apply the same approach as above.

FewRel While FewRel does not provide higher-level categories, we observe that most relations occur between named entities of similar types. Thus, we extract the named entity type of the head and tail for each example using a pretrained spaCy parser.⁹ For each class, we determine the most common head and tail entity types. Test contains all classes for which the most common head entity type is WORK_OF_ART. Train and validation were arbitrarily split to contain the remaining relations.

A.4 IMPLEMENTATION DETAILS

We now detail the implementations of our baselines.

CNN For 1D convolution, we use filter windows of 3, 4, 5 with 50 feature maps each. We applied ReLU after max-over-time pooling.

Prototypical Network Prototypical network meta-learns a multi-layer perceptron to transform the input representation into an embedding space that is suitable for few-shot classification. If the input representation is learnable (e.g., CNN), the parameters for the input representation are also updated using meta-training. In the experiments, we use a MLP with one hidden layer and ReLU activation. The dimensions of both the hidden layer and the output layer are 300. We apply dropout with rate 0.1 to the hidden layer.

MAML MAML meta-learns an initialization such that the model can quickly adapt to new tasks after a few gradient steps. For prediction on the input representation, we use a MLP with one hidden layer of 300 ReLU units. We apply dropout with rate 0.1 to the hidden layer. During the MAML inner loop (adaptation stage), we perform ten updates with step size 0.1 (we empirically found this outperform one-step MAML). We backpropagate higher order gradients throughout meta-training.

Finetune Chen et al. (2019) recently showed that fine-tuning a properly pre-trained classifier can achieve competitive performance when compared with the state-of-the-art meta-learning. Following their work, we explicitly reduce the intra-class variation during the pre-training stage. Similar to MAML, we use a MLP with one hidden layer (300 ReLU units) to make predictions from the input representation (e.g., CNN). During finetuning stage, we re-train the MLP from scratch and fine-tune the learnable parameters of the input representation. We stop fine-tuning once the gradient norm is less than 10^{-3} .

A.5 ANALYSIS

To further understand the rationale behind our performance boost, we provide a more detailed analysis on our model’s empirical behavior.

⁹<https://spacy.io/>

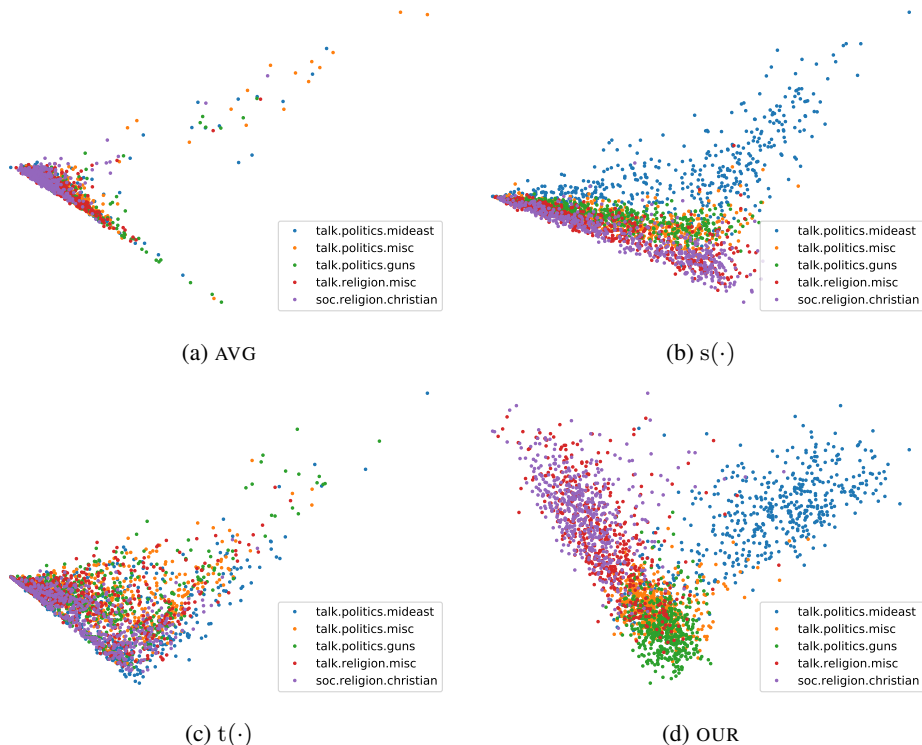


Figure 10: PCA visualization of the input representation for a testing episode in 20 Newsgroups with $N = 5$, $K = 5$, $L = 500$ (the query set has 500 examples per class). AVG: average word embeddings. $s(\cdot)$: weighted average of word embeddings with weights given by $s(\cdot)$. $t(\cdot)$: weighted average of word embeddings with weights given by $t(\cdot)$. OUR: weighted average of word embeddings with weights given by the attention generator meta-trained on a disjoint set of training classes.

Visualizing the embedding space We visualize our attention-weighted representation $\phi(x)$ in 20 Newsgroups (Figure 10) and HuffPost (Figure 11). We observe that our model produces better separation than the unweighted average AVG and directly using the distributional statistics, $s(x)$ or $t(x)$. For instance, in 20 Newsgroups, our model recognizes three clusters: $\{talk.religion.misc, soc.religion.christian\}$, $\{talk.politics.mideast\}$ and $\{talk.politics.misc, talk.politics.guns\}$,

Cosine similarity to oracle word importance We also quantitatively analyze the generated attention in 20 Newsgroups and HuffPost (Figure 12).

To obtain a more reliable estimate of word importance, we train an *oracle* model over all examples from the N target classes. This oracle model uses a biLSTM to encode each example from its word embeddings. It then generates an attention score based on this encoding. In order to estimate the importance of individual unigram, we use this attention score to weight the “original” word embeddings (not the output of the biLSTM). A MLP with one hidden layer is used to perform N -way classification from the attention-weighted representation.

Compared to both $s(\cdot)$ and $t(\cdot)$, the attention generated by our model is much closer to the oracle’s, which explains our model’s large performance gains. Note that the attention generator does not see any examples from the target classes during meta-training.

Visualizing the generated attention Figure 13 visualizes the generated attention for a testing episode in HuffPost. We observe that our model identifies meaningful keywords from the sentence.

A.6 DISTRIBUTIONAL SIGNATURES WITH OTHER CLASSIFIERS

In this paper, we demonstrate the advantage of learning meta-knowledge on top of distributional signatures. We use a ridge regressor (Bertinetto et al., 2019) as our downstream classifier due to its

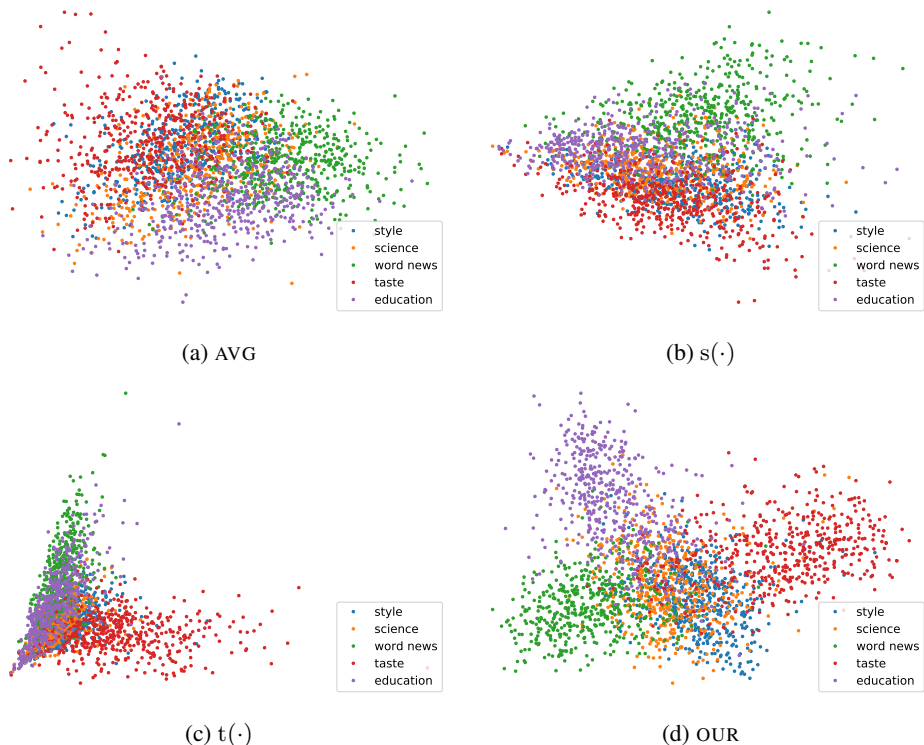


Figure 11: PCA visualization of the input representation for a testing episode in HuffPost Headlines with $N = 5$, $K = 5$, $L = 500$. AVG: average word embeddings. $s(\cdot)$: weighted average of word embeddings with weights given by $s(\cdot)$. $t(\cdot)$: weighted average of word embeddings with weights given by $t(\cdot)$. OUR: weighted average of word embeddings with weights given by the attention generator meta-trained on a disjoint set of training classes.

simplicity and effectiveness. However, this method is not limited to ridge regression; rather, we can combine distributional signatures with other learning methods such as Snell et al. (2017) and Lee et al. (2019).

To augment a prototypical network with features learned from distributional signatures, we can construct per-class prototypes based on the attention-weighted representation $\phi(x)$ (Section 4.2). From Table 4, we see that learning with distributional signatures improves 5-way 1-shot accuracy by 7.84% and 5-way 5-shot accuracy by 15.32%, against the best prototypical network baseline for each dataset. These empirical results clearly demonstrate the benefit of our approach. However, the prototypical network performs consistently worse than the ridge regressor across all experiments. Our hypothesis is that the ridge regressor enables task-specific finetuning based on the support set, while the prototypical network directly computes nearest neighbours from the meta-learned metric space.

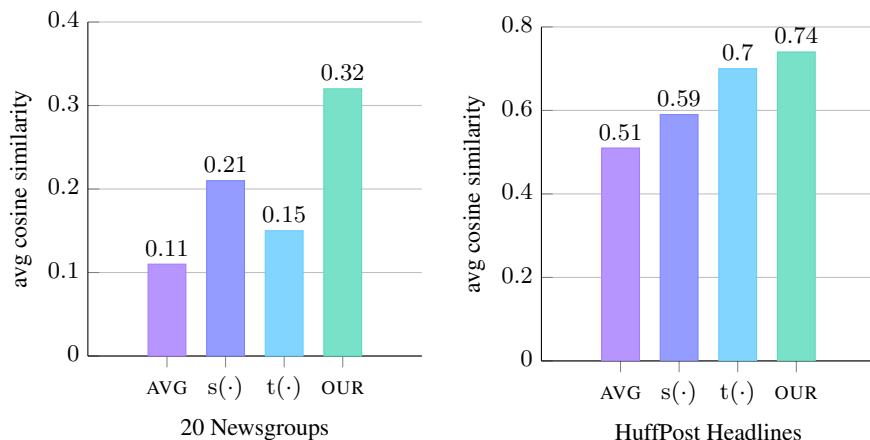


Figure 12: Average cosine similarity to the *oracle* word importance over the query set of a testing episode with $N = 5$, $K = 5$, $L = 500$. This oracle is estimated using all labeled examples from the N classes. Since examples in HuffPost Headlines are 30 times shorter, the cosine similarities are higher in this corpora. AVG: uniform distribution over the words. $s(\cdot)$: word importance estimated directly by $s(\cdot)$. $t(\cdot)$: word importance estimated directly by $t(\cdot)$. OUR: word importance estimated by the meta-learned attention generator.

class	input example
taste	you wo n't even miss the meal with these delicious vegetarian sandwiches
taste	these cookies are spot - on copies of the oscars dresses
word news	prime minister saad hariri 's return to lebanon : a moment of truth
word news	new zealand just became the 11th country to send a rocket into orbit
style	beyonce dressed like the queen she is at the grammys
style	tilda swinton , is that a jacket or a dress ?
science	the world of science has a lot to look forward to in 2016
science	dione crosses saturn 's disk in spectacular new image
education	the global search for education : just imagine secretary hargreaves
education	thinking at harvard : what is the future of learning ?

Figure 13: Visualization of the attention generated by our model on 10 query examples from a 5-way 5-shot testing episode in HuffPost Headlines.

Rep.	20 News		Amazon		HuffPost		RCV1		Reuters		FewRel	
	1 shot	5 shot	1 shot	5 shot	1 shot	5 shot	1 shot	5 shot	1 shot	5 shot	1 shot	5 shot
AVG	36.25	45.42	37.26	51.99	35.68	41.67	28.48	31.22	59.09	68.17	44.04	46.55
IDF	37.86	46.53	41.91	59.24	34.88	50.24	32.14	35.63	63.24	76.29	43.09	61.99
CNN	29.67	35.09	34.02	44.49	33.49	44.21	28.43	29.33	64.74	72.60	49.78	65.16
OUR	42.46	59.54	52.69	73.96	40.66	58.93	45.15	63.64	70.63	93.59	57.56	75.34

Table 4: Performance of prototypical networks learned on lexical information (AVG, IDF, CNN) and distributional signatures (OUR).

A.7 RESULTS

This section contains full experimental results.

Rep. Alg.	20 News	Amazon	HuffPost	RCV1	Reuters	FewRel
AVG NN	33.95 \pm 0.33	46.76 \pm 0.14	31.45 \pm 0.18	43.76 \pm 0.14	55.97 \pm 0.42	47.58 \pm 0.38
IDF NN	38.88 \pm 0.33	51.43 \pm 0.15	31.53 \pm 0.18	41.96 \pm 0.22	57.69 \pm 0.31	46.84 \pm 0.31
CNN FT	33.00 \pm 0.74	45.71 \pm 0.86	32.45 \pm 0.54	40.33 \pm 1.47	74.15 \pm 1.44	54.08 \pm 0.33
AVG PROTO	36.25 \pm 0.33	37.26 \pm 1.85	35.68 \pm 1.25	28.48 \pm 0.96	59.09 \pm 0.83	44.04 \pm 0.80
IDF PROTO	37.86 \pm 1.13	41.91 \pm 1.17	34.88 \pm 0.73	32.14 \pm 0.51	63.24 \pm 0.83	43.09 \pm 1.15
CNN PROTO	29.67 \pm 1.02	34.02 \pm 1.48	33.49 \pm 0.79	28.43 \pm 0.68	64.74 \pm 1.83	49.78 \pm 0.22
AVG MAML	33.74 \pm 0.32	39.35 \pm 1.38	36.14 \pm 1.23	39.98 \pm 1.83	48.64 \pm 2.16	43.83 \pm 2.04
IDF MAML	37.26 \pm 1.62	43.63 \pm 2.42	38.95 \pm 0.48	42.58 \pm 0.77	54.86 \pm 1.54	48.22 \pm 1.20
CNN MAML	28.98 \pm 1.62	35.30 \pm 1.04	34.12 \pm 0.86	39.03 \pm 0.97	64.16 \pm 1.69	51.73 \pm 3.98
AVG RR	37.60 \pm 0.10	50.25 \pm 0.23	36.33 \pm 0.36	48.17 \pm 0.17	62.88 \pm 0.51	53.25 \pm 1.01
IDF RR	44.83 \pm 1.07	60.27 \pm 1.33	37.68 \pm 0.96	48.65 \pm 0.57	69.45 \pm 1.52	55.65 \pm 1.08
CNN RR	32.25 \pm 1.62	37.30 \pm 0.80	37.32 \pm 1.15	41.81 \pm 1.49	72.39 \pm 1.45	56.83 \pm 2.30
OUR	52.17 \pm 0.65	62.66 \pm 0.67	43.09 \pm 0.16	54.15 \pm 1.06	80.80 \pm 0.57	67.10 \pm 0.93
OUR w/o t(\cdot)	50.15 \pm 1.62	61.77 \pm 0.73	42.09 \pm 0.37	51.51 \pm 0.75	77.94 \pm 0.38	66.93 \pm 0.46
OUR w/o s(\cdot)	41.99 \pm 0.69	51.12 \pm 0.88	40.16 \pm 0.23	48.59 \pm 0.62	72.96 \pm 0.66	65.83 \pm 0.33
OUR w/o biLSTM	50.35 \pm 0.73	61.95 \pm 0.40	42.22 \pm 0.66	51.88 \pm 0.84	77.52 \pm 0.42	66.42 \pm 0.35

Table 5: 5-way 1-shot classification. The bottom three rows present our ablation study.

Rep. Alg.	20 News	Amazon	HuffPost	RCV1	Reuters	FewRel
AVG NN	45.87 \pm 0.39	60.36 \pm 0.20	41.55 \pm 0.23	60.84 \pm 0.19	79.61 \pm 0.09	60.67 \pm 0.30
IDF NN	51.94 \pm 0.20	67.15 \pm 0.21	42.35 \pm 0.15	58.27 \pm 0.23	82.85 \pm 0.08	60.62 \pm 0.41
CNN FT	47.17 \pm 0.98	63.91 \pm 1.20	44.13 \pm 0.70	62.34 \pm 0.56	92.69 \pm 1.53	71.19 \pm 0.57
AVG PROTO	45.42 \pm 1.36	51.99 \pm 2.72	41.67 \pm 1.13	31.22 \pm 1.53	68.17 \pm 0.88	46.55 \pm 1.58
IDF PROTO	46.53 \pm 1.44	59.24 \pm 1.10	50.24 \pm 0.94	35.63 \pm 0.83	76.29 \pm 0.56	61.99 \pm 1.82
CNN PROTO	35.09 \pm 0.71	44.49 \pm 1.53	44.21 \pm 0.58	29.33 \pm 0.81	72.60 \pm 3.81	65.16 \pm 0.99
AVG MAML	43.92 \pm 1.07	47.22 \pm 1.99	49.69 \pm 0.54	50.69 \pm 1.03	55.13 \pm 1.16	57.87 \pm 1.86
IDF MAML	48.62 \pm 1.31	62.45 \pm 1.33	53.70 \pm 0.29	54.14 \pm 0.72	62.89 \pm 2.20	65.80 \pm 1.19
CNN MAML	36.79 \pm 0.78	43.70 \pm 1.38	45.89 \pm 0.53	51.15 \pm 0.39	81.23 \pm 1.12	66.90 \pm 3.23
AVG RR	57.24 \pm 0.19	72.78 \pm 0.23	54.86 \pm 0.21	72.62 \pm 0.17	89.47 \pm 0.14	72.22 \pm 0.16
IDF RR	64.35 \pm 0.54	79.78 \pm 0.28	59.56 \pm 1.78	72.85 \pm 0.21	92.67 \pm 0.12	75.30 \pm 0.34
CNN RR	44.32 \pm 0.44	53.89 \pm 1.54	49.96 \pm 0.20	59.47 \pm 0.58	88.48 \pm 0.35	71.81 \pm 1.25
OUR	68.33 \pm 0.17	81.16 \pm 0.31	63.51 \pm 0.10	75.38 \pm 1.12	95.67 \pm 0.13	83.53 \pm 0.27
OUR w/o t(\cdot)	67.59 \pm 0.57	80.58 \pm 0.19	60.86 \pm 0.19	75.12 \pm 0.90	93.77 \pm 0.14	83.20 \pm 0.39
OUR w/o s(\cdot)	60.77 \pm 0.52	75.37 \pm 0.27	60.29 \pm 0.35	72.84 \pm 0.23	93.02 \pm 0.24	82.62 \pm 0.20
OUR w/o biLSTM	66.99 \pm 0.32	80.90 \pm 0.36	63.04 \pm 0.20	74.19 \pm 0.22	95.56 \pm 0.12	82.90 \pm 0.21

Table 6: 5-way 5-shot classification. The bottom three rows present our ablation study.

<i>talk.politics.mideast</i>	<i>sci.space</i>	<i>misc.forsale</i>	<i>talk.politics.misc</i>	<i>comp.graphics</i>
israel	space	sale	president	image
armenian	nasa	00	cramer	graphics
turkish	launch	shipping	mr	jpeg
armenians	orbit	offer	stephanopoulos	images
israeli	shuttle	condition	people	gif
jews	moon	1st	government	format
armenia	henry	price	optilink	file
arab	earth	forsale	myers	3d
people	mission	asking	clayton	ftp
jewish	solar	comics	gay	color
<i>sci.crypt</i>	<i>comp.windows.x</i>	<i>comp.os.ms-windows.misc</i>	<i>talk.politics.guns</i>	<i>talk.religion.misc</i>
key	window	ax	gun	god
clipper	xx	max	guns	jesus
encryption	motif	windows	fbi	sandvik
chip	server	g9v	firearms	christian
keys	widget	b8f	atf	bible
security	file	a86	batf	jehovah
privacy	xterm	145	weapons	christ
government	x11	pl	people	lord
escrow	entry	1d9	waco	kent
des	dos	34u	cdt	brian
<i>rec.autos</i>	<i>sci.med</i>	<i>comp.sys.mac.hardware</i>	<i>sci.electronics</i>	<i>rec.sport.hockey</i>
car	medical	mac	circuit	hockey
cars	disease	apple	wire	game
engine	msg	centris	ground	team
ford	cancer	quadra	wiring	nhl
oil	health	lc	voltage	play
dealer	patients	monitor	battery	season
callison	doctor	duo	copy	games
mustang	hiv	nubus	amp	25
com	food	drive	electronics	ca
autos	diet	simms	audio	pit
<i>alt.atheism</i>	<i>rec.motorcycles</i>	<i>comp.sys.ibm.pc.hardware</i>	<i>rec.sport.baseball</i>	<i>soc.religion.christian</i>
god	bike	scsi	baseball	god
atheism	dod	drive	game	church
atheists	ride	ide	year	jesus
keith	bmw	controller	team	christ
livesey	com	card	players	sin
morality	riding	bus	games	christians
religion	bikes	drives	hit	christian
moral	motorcycle	bios	braves	rutgers
islamic	dog	disk	runs	bible
say	rider	pc	pitcher	faith

Table 7: Top 10 LMI-ranked words for each class in 20 Newsgroup. Class names are shown in italic. Different class exhibit different salient features.