
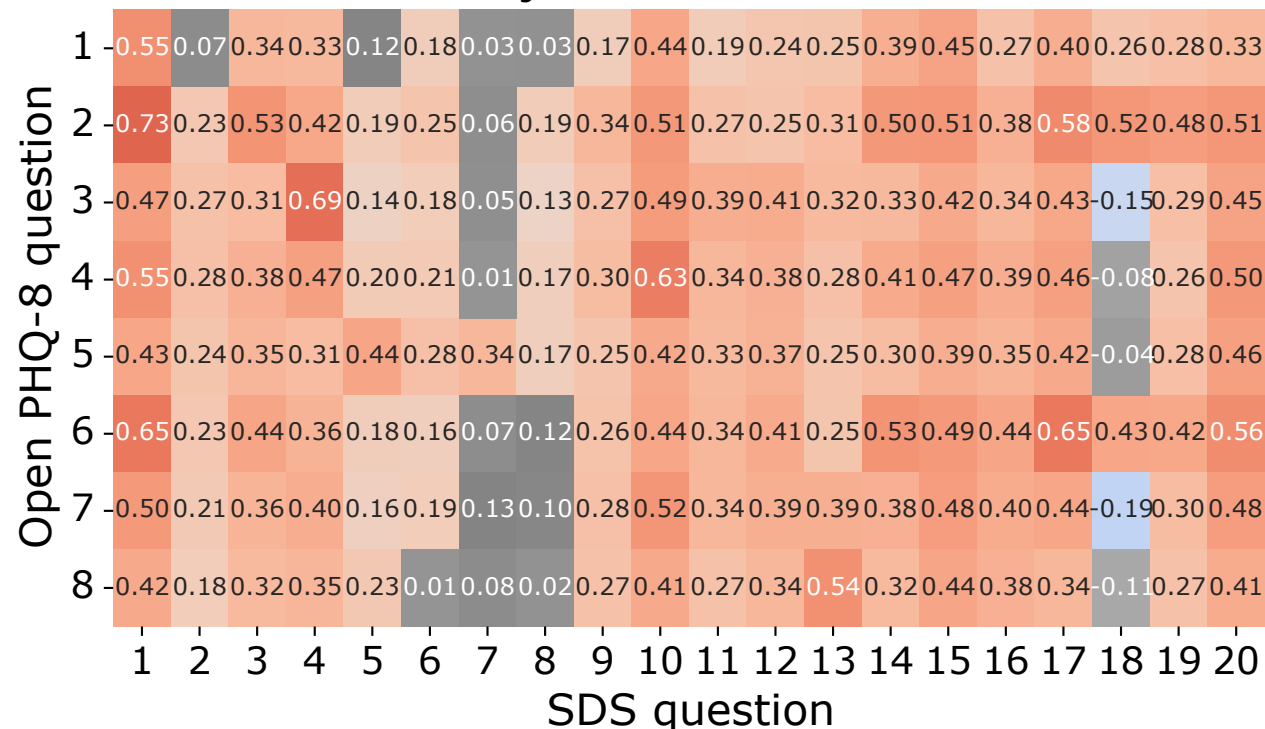
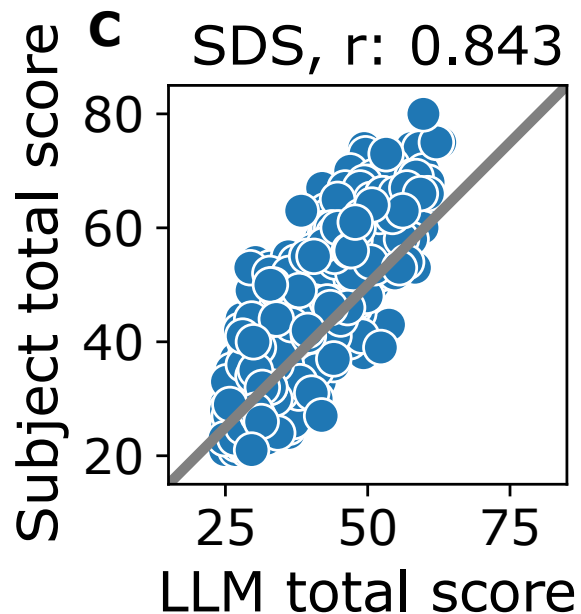


A

Subject item score pairwise correlations

**B**

LLM vs subject item score correlations

**C****D**

Average cov item difference

Model	Questionnaire			
	SDS	PHQ9	GAD7	
	Gemma2_9B	0.03	0.09	0.03
	MistralOO_7B	0.07	0.11	0.06
	Gemma2_2B	0.12	0.15	0.09
	LLama3_8B	0.21	0.47	0.26
LLama3_3B	0.26	0.46	0.28	

E

Totals correlations

Questionnaire	Questionnaire		
	SDS	PHQ9	GAD7
	0.84	0.87	0.76
	0.83	0.86	0.76
	0.83	0.79	0.68
0.75	0.55	0.66	
0.14	0.51	0.66	