

# Supplementary Materials: ReWiTe: Realistic Wide-angle and Telephoto Dual Camera Fusion Dataset via Beam Splitter Camera Rig

Anonymous Authors

## 1 SUPPLEMENTARY MATERIALS

First, we provide an overview of all images of our ReWiTe dataset in Figs.1 to 2.

Second, we provide more example results of the comparison algorithms, which are trained on the CameraFusion dataset vs. on our ReWiTe dataset in Figs. 3 to 8.

## REFERENCES



Figure 1: An overview of all images in ReWiTe. We only show the input  $W$  images here for simplification.






Figure 2: An overview of all images in ReWiTe. We only show the input W images here for simplification.




**Figure 3: Example results of different algorithms trained on CameraFusion vs. ReWiTe. Top: The full-image results of different algorithms trained on ReWiTe. Middle: Results focused on the red-box region, derived from algorithms trained on CameraFusion. Bottom: Results focused on the red-box region, derived from algorithms trained on ReWiTe. Since the difficulty of perceiving differences of full-image results in compressed image size, only one full-image result is shown in the top line.**





**Figure 4: Example results of different algorithms trained on CameraFusion vs. ReWiTe. Top: The full-image results of different algorithms trained on ReWiTe. Middle: Results focused on the red-box region, derived from algorithms trained on CameraFusion. Bottom: Results focused on the red-box region, derived from algorithms trained on ReWiTe. Since the difficulty of perceiving differences of full-image results in compressed image size, only one full-image result is shown in the top line.**






**Figure 5: Example results of different algorithms trained on CameraFusion vs. ReWiTe. Top: The full-image results of different algorithms trained on ReWiTe. Middle: Results focused on the red-box region, derived from algorithms trained on CameraFusion. Bottom: Results focused on the red-box region, derived from algorithms trained on ReWiTe. Since the difficulty of perceiving differences of full-image results in compressed image size, only one full-image result is shown in the top line.**





**Figure 6: Example results of different algorithms trained on CameraFusion vs. ReWiTe. Top: The full-image results of different algorithms trained on ReWiTe. Middle: Results focused on the red-box region, derived from algorithms trained on CameraFusion. Bottom: Results focused on the red-box region, derived from algorithms trained on ReWiTe. Since the difficulty of perceiving differences of full-image results in compressed image size, only one full-image result is shown in the top line.**





**Figure 7: Example results of different algorithms trained on CameraFusion vs. ReWiTe. Top: The full-image results of different algorithms trained on ReWiTe. Middle: Results focused on the red-box region, derived from algorithms trained on CameraFusion. Bottom: Results focused on the red-box region, derived from algorithms trained on ReWiTe. Since the difficulty of perceiving differences of full-image results in compressed image size, only one full-image result is shown in the top line.**





**Figure 8: Example results of different algorithms trained on CameraFusion vs. ReWiTe. Top: The full-image results of different algorithms trained on ReWiTe. Middle: Results focused on the red-box region, derived from algorithms trained on CameraFusion. Bottom: Results focused on the red-box region, derived from algorithms trained on ReWiTe. Since the difficulty of perceiving differences of full-image results in compressed image size, only one full-image result is shown in the top line.**