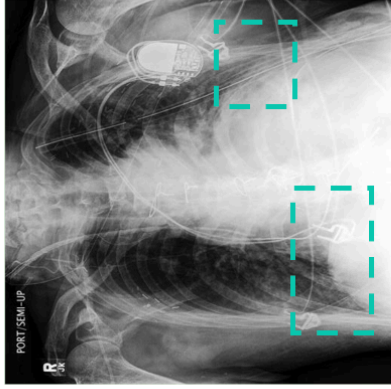


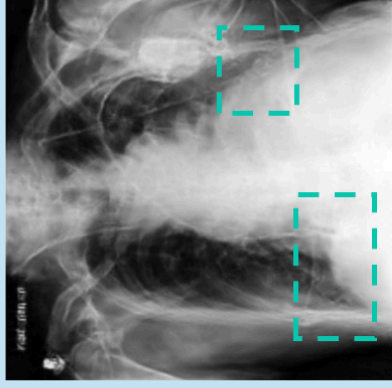
Original Image,  $X$



Class: Pleural Effusion

Baseline

Counterfactual Image,  $X'$



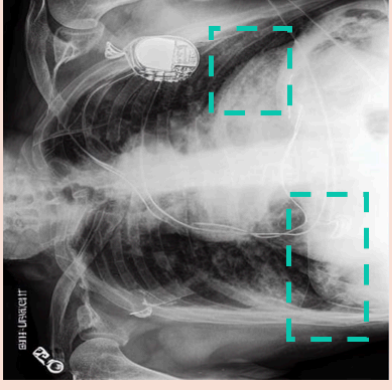
**Classifier-Guided**  
Counterfactual  
Generation

Classification:  
 $p(\text{Pleural Effusion}) = 0.3$

Class: No Pleural Effusion

PRISM [Ours]

Counterfactual Image,  $X'$



**Language-Guided**  
Counterfactual  
Generation

CF Edit Text,  $T'$ :

Chest xray of the  
patient with no  
pleural effusion