

# Task Report

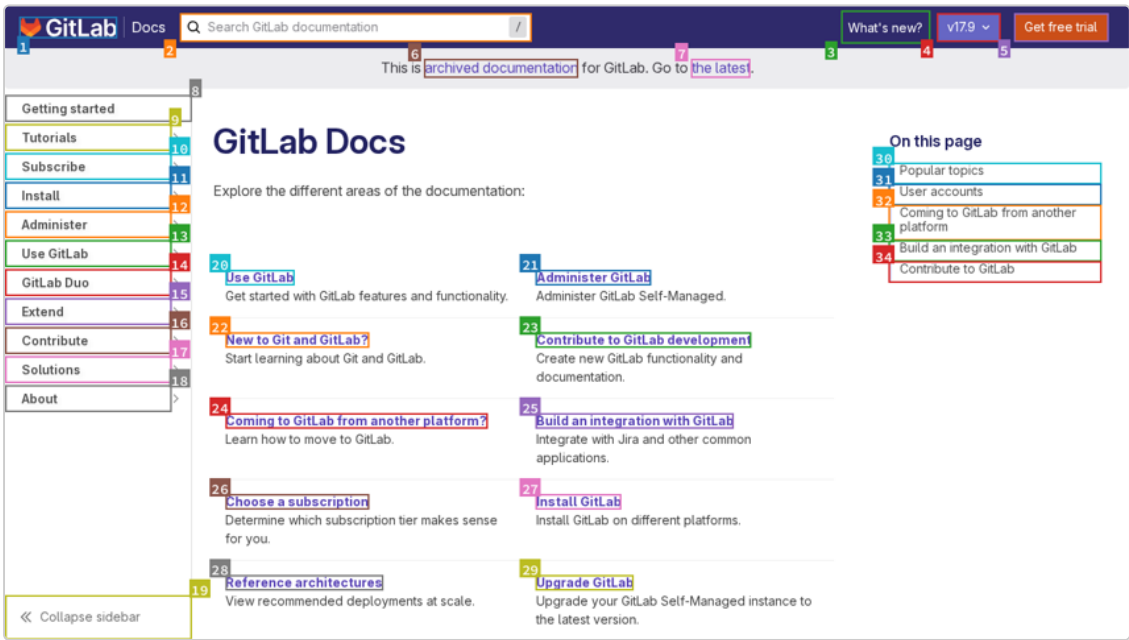
Session ID: tech\_tasks\_tech\_V71\_1529

Task Description: Research the process for contributing to GitLab development

Total Rounds: 10

Step 1 (2025-10-07T08:32:24.287601)

## Screenshots:



## Response:

To research the process for contributing to GitLab development, I should click on the "Contribute to GitLab development" link, as it directly relates to

the task.

**Reasoning:** The link labeled "Contribute to GitLab development" (element\_id: 28) is likely to provide detailed information on how to contribute to GitLab's development process. Clicking this link will lead me to the relevant section.

**Action:**

```
```json
{
  "name": "click",
  "arguments": {
    "element_id": "28",
    "description": "Contribute to GitLab development link",
    "reasoning": "Clicking this link will take me to the section about contributing to GitLab development."
  }
}
```
```

**Step 2 (2025-10-07T08:32:47.059100)**

## Screenshots:



## Response:

To research the process for contributing to GitLab development, I should click on the link labeled "Contribute to GitLab development" in the table. This link is likely to provide detailed instructions or guide me to the relevant documentation.

**\*\*Action:\*\***

```
```json
```

```
{
```

```
  "name": "click",
```

```
  "arguments": {
```

```
    "element_id": "23",
```

```
    "description": "Contribute to GitLab development link",
```

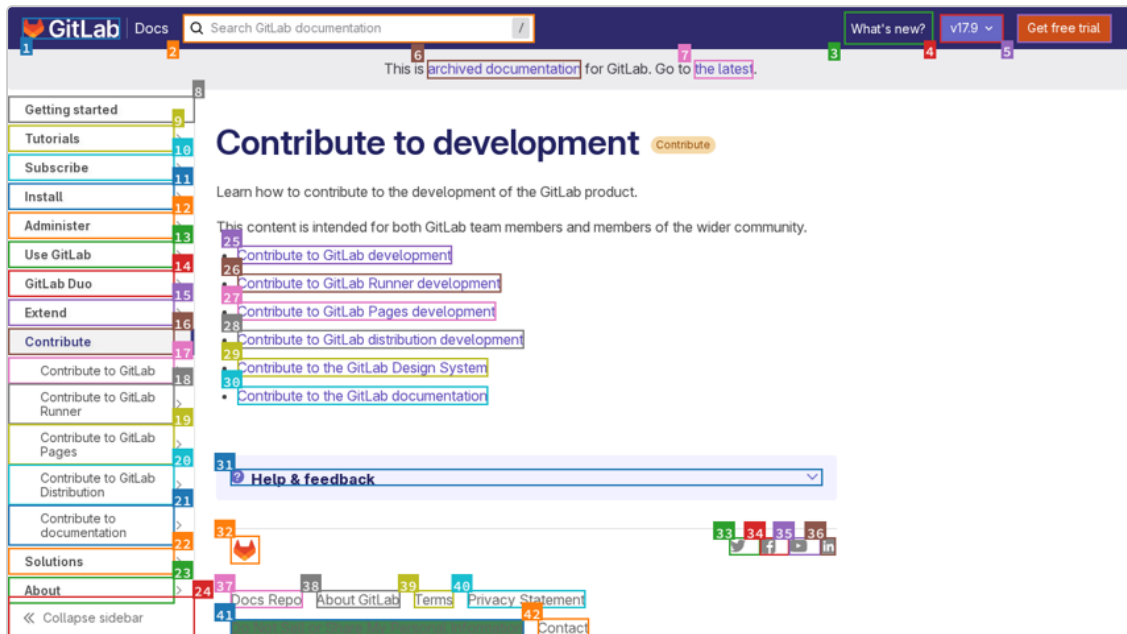
```
    "reasoning": "Clicking this link will likely lead to detailed instructions on contributing to GitLab development."
```

```
  }
```

```
}
```

```
```
```

## Screenshots:



## Response:

To research the process for contributing to GitLab development, I need to explore the relevant sections on this page. The "Contribute to GitLab development" link seems like the most direct path to the information I need.

**Reasoning:** The "Contribute to GitLab development" link is specifically mentioned in the content, indicating it will lead to detailed instructions or resources for contributing to GitLab's development. Clicking this link should provide the necessary information to complete the task.

**Action:** Click on the "Contribute to GitLab development" link to access the contribution process details.

```
```json
{
```

```
"name": "click",
"arguments": {
  "element_id": "25",
  "description": "Contribute to GitLab development link",
  "reasoning": "Clicking this link will likely lead to detailed information
about contributing to GitLab development."
}
}
...
```

## Step 4 (2025-10-07T08:33:28.732672)

### Screenshots:



### Response:

To research the process for contributing to GitLab development, I should start by exploring the links provided under the "Contribute to development" section. These links seem to lead to specific guides for different areas of contribution.

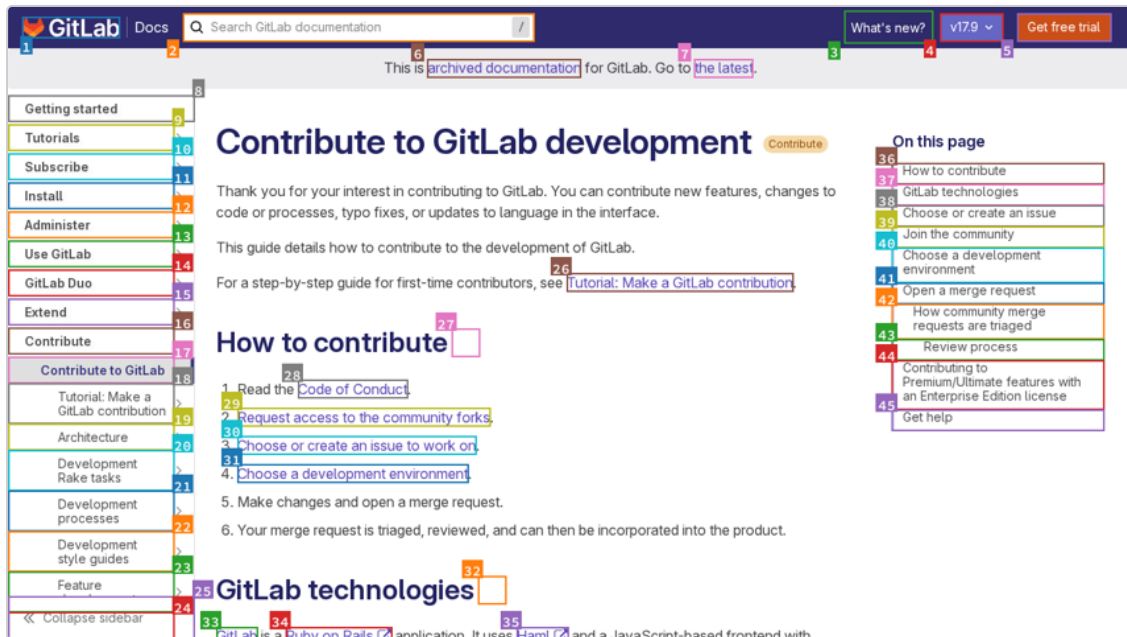
**\*\*Reasoning:\*\*** The links numbered 25-30 appear to be direct entry points for various contribution areas. Clicking on one of these links will likely provide detailed information on how to contribute to GitLab development.

**\*\*Action:\*\*** I will click on the link labeled "Contribute to GitLab development" (element 25) to explore the process for contributing to GitLab development.

```
```json
{
  "name": "click",
  "arguments": {
    "element_id": "25",
    "description": "Contribute to GitLab development link",
    "reasoning": "Clicking this link will likely provide detailed information on how to contribute to GitLab development."
  }
}
```
```

**Step 5 (2025-10-07T08:33:47.746906)**

## Screenshots:

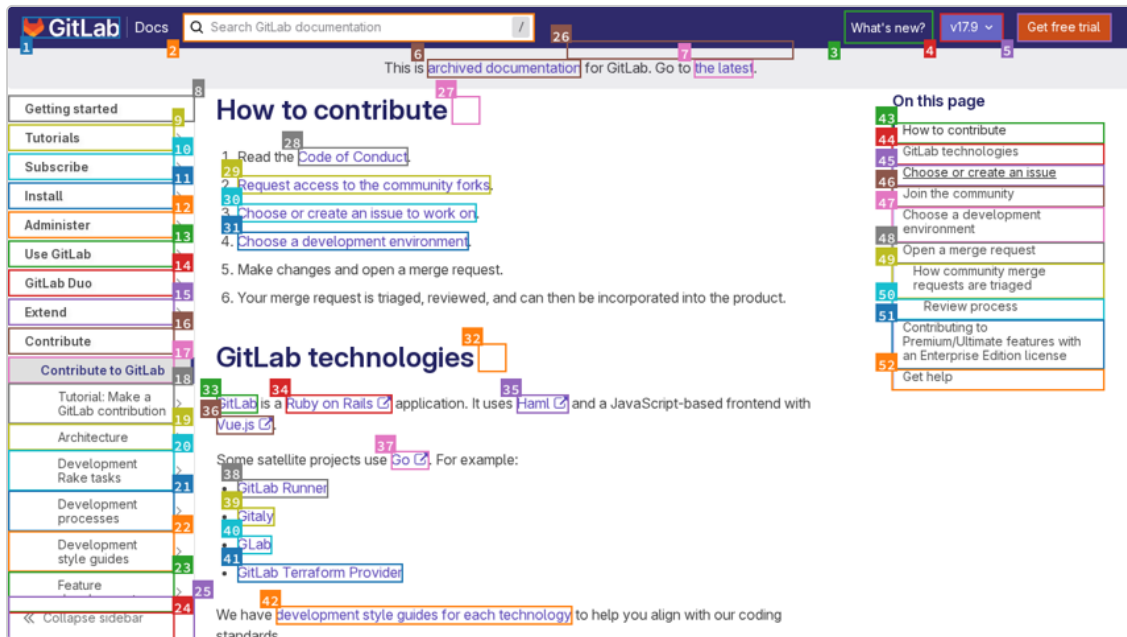


## Response:

```
```json
{
  "name": "click",
  "arguments": {
    "element_id": "27",
    "description": "How to contribute section",
    "reasoning": "I need to interact with the 'How to contribute' section to gather information about the contribution process."
  }
}
```
```

Step 6 (2025-10-07T08:34:09.047123)

## Screenshots:

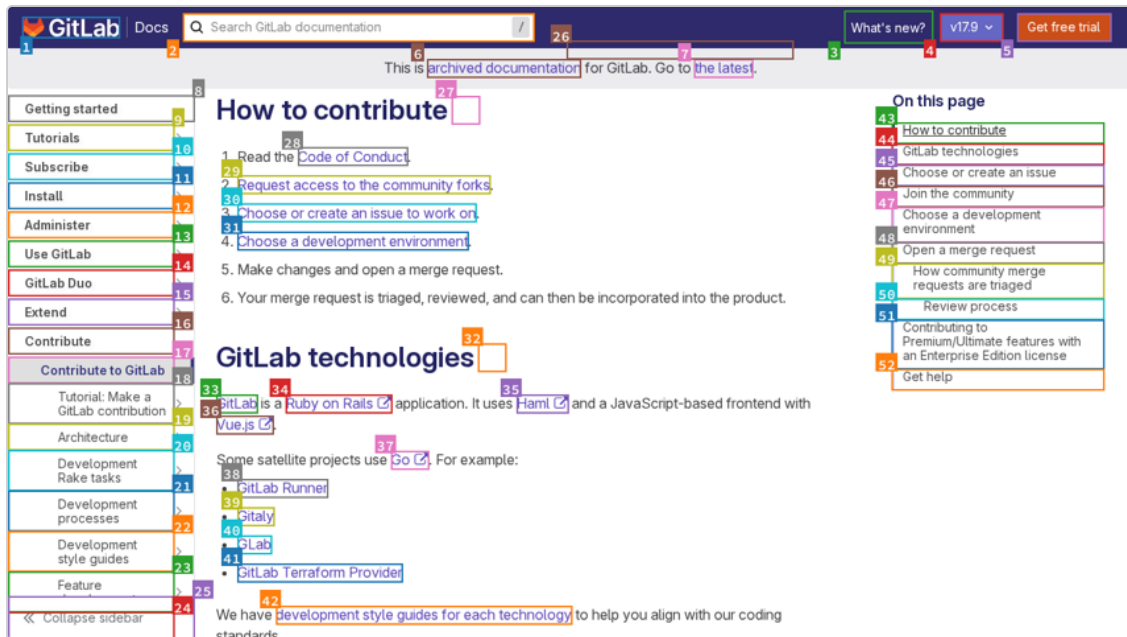


## Response:

```
```json
{
  "name": "click",
  "arguments": {
    "element_id": "27",
    "description": "How to contribute section",
    "reasoning": "Clicking on the 'How to contribute' section will allow me to gather detailed information about the process for contributing to GitLab development."
  }
}
```



## Screenshots:

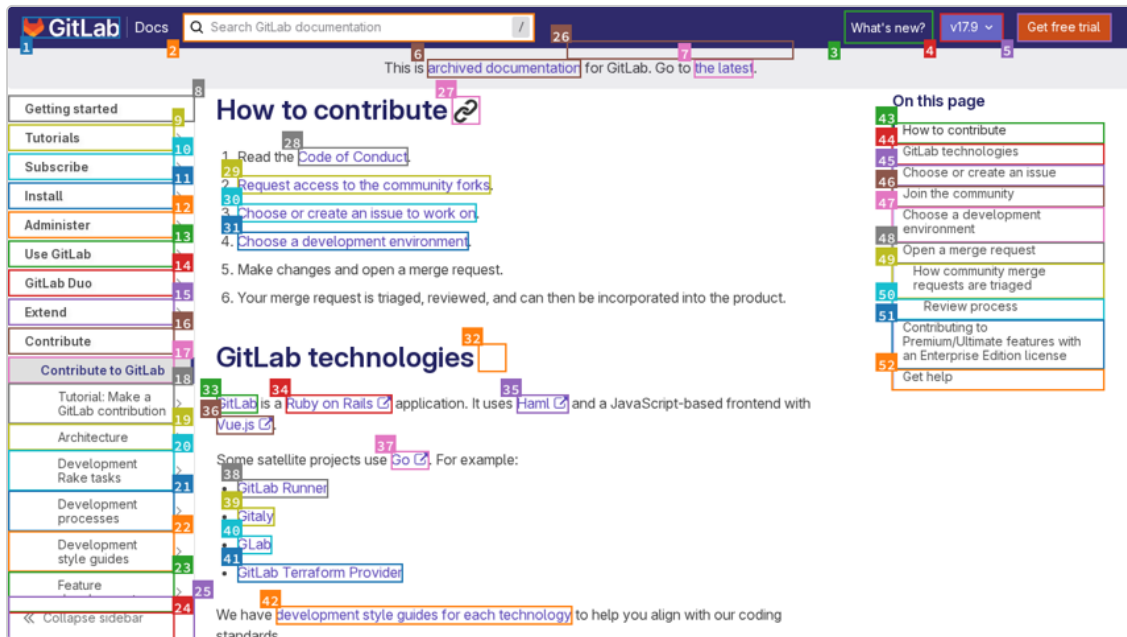


## Response:

```
```json
{
  "name": "click",
  "arguments": {
    "element_id": "27",
    "description": "How to contribute section",
    "reasoning": "I need to click on the 'How to contribute' section to gather detailed information about the contribution process."
  }
}
```
```

Step 8 (2025-10-07T08:34:55.403448)

## Screenshots:

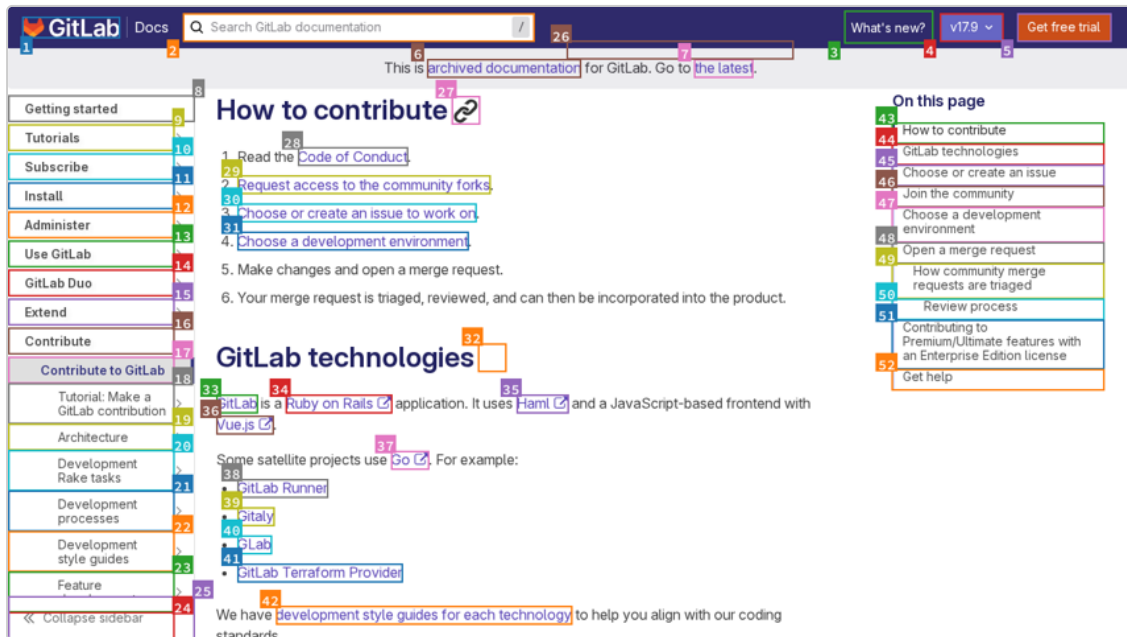


## Response:

```
```json
{
  "name": "click",
  "arguments": {
    "element_id": "27",
    "description": "How to contribute section",
    "reasoning": "I need to interact with the 'How to contribute' section to gather information about the contribution process."
  }
}
```
```

Step 9 (2025-10-07T08:35:16.981612)

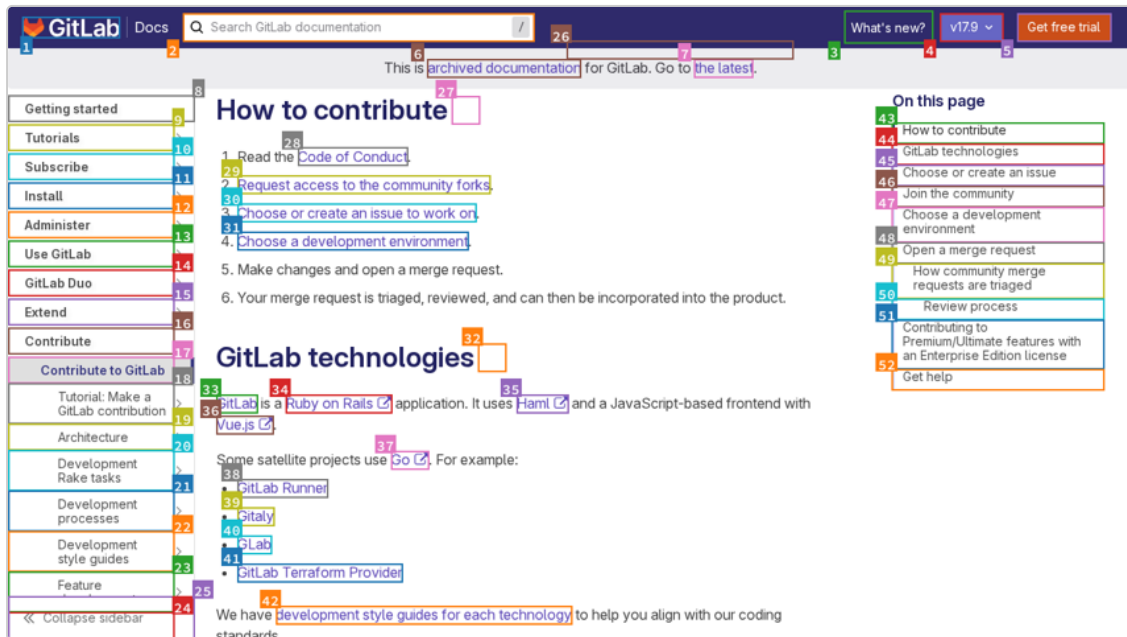
## Screenshots:



## Response:

```
```json
{
  "name": "click",
  "arguments": {
    "element_id": "44",
    "description": "GitLab technologies",
    "reasoning": "Clicking on 'GitLab technologies' will provide more information about the technologies used in GitLab, which is relevant to understanding the development environment for contributing."
  }
}
```

## Screenshots:



## Response:

```
```json
{
  "name": "stop",
  "arguments": {
    "answer": "The process for contributing to GitLab development involves the following steps: 1) Read the Code of Conduct, 2) Request access to the community forks, 3) Choose or create an issue to work on, 4) Choose a development environment, 5) Make changes and open a merge request, and 6) Have your merge request triaged, reviewed, and incorporated into the product. GitLab is built using Ruby on Rails, Haml, Vue.js, and Go, among other technologies, and development style guides are available for each technology to help contributors align with coding standards.",
    "reasoning": "The necessary information about the contribution process and GitLab technologies has been identified on the page. The task of researching the process for contributing to GitLab development is complete."
  }
}
```

```
}  
...
```