

REPRESENTATIVE GUIDANCE: DIFFUSION SAMPLING WITH CONSISTENCY

Anonymous authors

Paper under double-blind review

ABSTRACT

The diffusion sampling process faces a persistent challenge stemming from its incoherence, attributable to varying noise directions across different timesteps. Our Representative Guidance (RepG) offers a new perspective to handle this issue by reformulating the sampling process with a coherent direction towards a representative target. In this formulation, while the classic classifier guidance improves feature discernment by steering the model away from ambiguous features, it fails to provide a favourable representative target since the class label is overly compact and leads to sacrificed diversity and the adversarial generation problem. In contrast, we leverage self-supervised representations as the coherent target and treat sampling as a downstream task, which refines image details and corrects errors rather than settling for simpler samples. Our representative guidance achieves superior performance and illustrates the potential of pre-trained self-supervised models in image sampling. Our findings demonstrate that RepG not only substantially enhances vanilla diffusion sampling but also surpasses state-of-the-art benchmarks when combined with classifier-free guidance. Our code will be released.

1 INTRODUCTION

In diffusion sampling processes Ho et al. (2020), a persistent challenge arises from the incoherence stemming from uncontrollable noise introduced at each timestep. As illustrated in Figure 1, at every timestep, \mathbf{x}_t is used to predict the original image. During the training, the original images are picked from the dataset, ensuring that the images' distribution is consistent at every timestep of sampling. However, during the inference time, the real dataset's distribution is unavailable. Instead, at every timestep, the diffusion model will draw different distributions with different types of information as the below row in Figure 1. This leaves the gap between timesteps for introducing incoherent features into the images. This paper addresses the issue of incoherence by framing it as a discrepancy between predicted image distributions at successive timesteps. This discrepancy permits noise information to persist, leading to undesired artefacts in the generated images. For instance, an image of a Leonberg may exhibit bizarre or inconsistent features in immediate timesteps, complicating the transformation into a realistic image as the sampling process progresses, as illustrated in Figure 2. Moreover, the generated images frequently lack crucial details, such as background elements and object specifics. While efforts such as DDIM Song et al. (2020a) have attempted to mitigate the incoherence issue by eliminating random noise during sampling, they often do so at the expense of the quality of generated samples. Consequently, many recent diffusion models continue to rely on the mechanisms of conventional DDPMs Ho et al. (2020).

Under our formulation of the incoherence, we propose a solution that involves tuning image features at each timestep to rectify incoherent features. We introduce a guidance scheme termed Representative Guidance (RepG), which leverages information from representative vectors to steer the sampling process towards a coherent direction. Moreover, unlike the traditional classifier guidance, where one-hot vectors represent classes, RepG represents each class through a set of representative vectors containing features specific to that class. To harness the optimal representative information, we employ self-supervised models prevalent in representative learning as our guidance model. The gradients derived using the pre-trained self-supervised model are directly integrated into the sampling process to facilitate feature tuning in generated images. In this sense, the sampling process can be viewed as a downstream task of the self-supervised models.

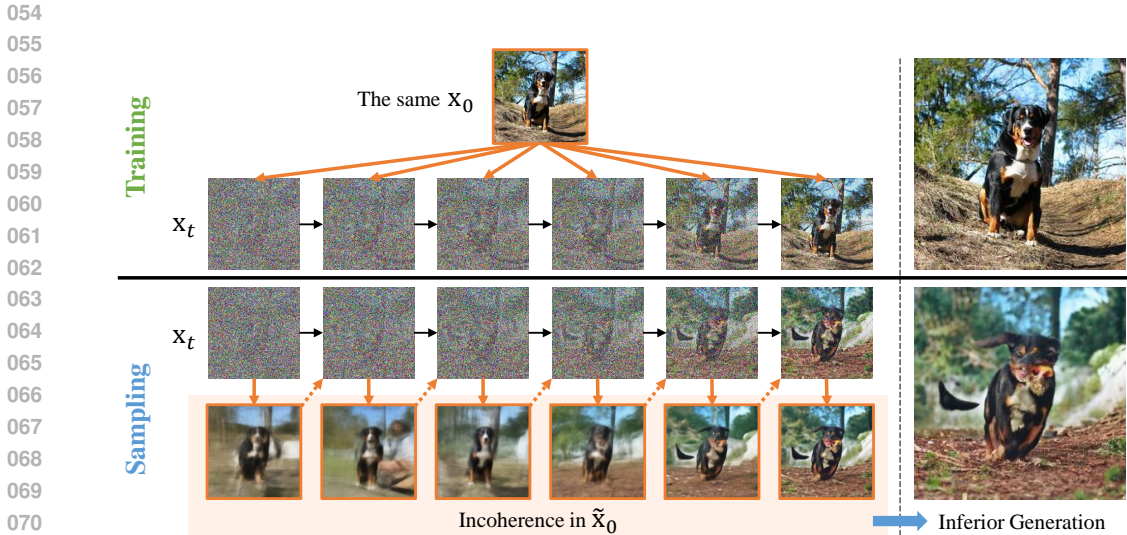


Figure 1: The top row is the real sampling process during training, where at every timestep, real images are picked from a coherent distribution. Nevertheless, during the inference phase, as in the row below, the predicted images at every time step have different distributions. The images with earlier timesteps are more blurred than the images in the later stage of the sampling. This results in the incoherence between intermediate distributions.

In comparison to the classifier guidance, which is a popular method for enhancing the performance of the diffusion model, RepG offers multiple advantages. Firstly, our method provides a better representative target than the classifier guidance. The utilization of representative vectors for each class inherently contains valuable information for generative tasks. In contrast, the classifier guidance relies on one-hot vectors representing each class, which offer limited information. This overly compact target leads to reliance on discriminative features within the classifier, which often proves insufficient for generative tasks and raises concerns about potential adversarial effects that could degrade the quality of generated images (Dinh et al. (2023b)).

Secondly, self-supervised models are trained to generalize well across datasets rather than being tailored to a single task like classifiers. This characteristic helps mitigate the need for noise-aware training of the guidance model, which can be prohibitively expensive, particularly for high-resolution images. Additionally, unlike noise-aware classifiers, self-supervised networks do not need to memorize noise patterns, contributing to the lightweight nature of the guidance model, such as our RepG utilizing ResNet50, thereby saving computational time during sampling.

Thirdly, RepG does not compromise diversity, unlike the classifier guidance approach. While the classifier guidance alters images at the class level to enforce diversity, RepG fine-tunes images at the feature level. Consequently, while the former method encourages the generation of images only with the popular features for each class, RepG preserves most of the image content while modifying faulty features and details.

In summary, our proposed RepG operates distinctively compared to the classifier guidance. As for the classifier-free guidance, while the classifier-free guidance offers a trade-off between quality and diversity, our method focuses on upgrading details or fine-tuning features, as depicted in Figure 3. Consequently, our RepG can complement the classifier-free guidance to enhance the generation quality further. Combining our method with the classifier-free guidance demonstrates superior performance compared to several SOTA baselines. The contributions of this paper are three-fold:

- Model the incoherence of the diffusion sampling process and introduce a suitable guidance scheme.
- Propose the representative guidance target based on self-supervised pre-trained models.
- Validate the results against a number of state-of-the-art baselines.




Figure 2: condition:Leonberg. The top row is the vanilla diffusion sampling process, and the bottom row is the sampling process with our Representative Guidance. From timestep 250 to timestep 185, both of the processes are similar. However, inconsistent features appeared in the vanilla sampling process as the black bubble exists at the head and the tail of the Leonberg at timestep 160. Without RepG, the process struggles to fix inconsistent features for the rest of the process. In contrast, RepG handles the case by removing the inconsistent features and making the image very clear from the time step 130. The RepG sampling process later focuses on improving other details such as hair, background, and surrounding objects. (Dataset: ImageNet256x256/ Diffusion Model: ADM)

2 RELATED WORKS

Denoising Diffusion Probabilistic Models (DDPMs) Ho et al. (2020) and their score-based counterparts Song & Ermon (2019); Song et al. (2020b) have become one of the most popular generative models recently and replacing Generative Adversarial Networks (GANs) Odena et al. (2017); Kang et al. (2021); Sauer et al. (2022). The following works Song et al. (2020a); Nichol & Dhariwal (2021); Dhariwal & Nichol (2021); Bao et al. (2022); Lam et al. (2022) improve the models in different perspectives such as time reduction or sampling quality improvement. Recent trends in developing the Diffusion model leveraging the latent space for diffusion and denoising processes such as DiT Peebles & Xie (2023), and Stable Diffusion Rombach et al. (2022) also offer diffusion models with less sampling time with good quality images.

Exposure bias Ning et al. (2023); Yu et al. (2023); Li et al. (2023) is when the noise is accumulated through timesteps due to the lack of ground truth. However, the incoherence problem in this paper has different meanings. Incoherence means a mismatch between two distributions of predicted images at two timesteps that should share the same information. This mismatch results in a gap, allowing incoherent features to be added to the images.

Guidance methods also emerge as essential techniques to boost the performance of generated samples Dhariwal & Nichol (2021); Nichol et al. (2021); Zheng et al. (2022); Dinh et al. (2023a;b); Liu et al. (2023); Bansal et al. (2023). In general, the noise-aware or off-the-shelf classifier/CLIP gradient is utilized to guide the diffusion sampling process to improve its performance in terms of FID. Classifier-free guidance Ho & Salimans (2022) offers a different way to trade off quality with diversity by combining conditional and unconditional diffusion models in the same framework. In Dinh et al. (2023b), the author points out that classifier guidance utilizes the most discriminative features only to do sampling, reducing the generated images’ robustness and diversity. However, to achieve superior performance, these methods all give up diversity by significantly modifying details of the image to be close to the most common features of the conditional class. In this manuscript, we propose a guidance method that fixes the details of the image instead of generating another one based on feature-level guidance.

Although ProG Dinh et al. (2023b) solves the problem of diversity suppression by including other classes’ features, it still cannot avoid the fact that ProG is still based on discriminative features from a classifier that are not diverse enough for a generative task. Thus, our work utilizes self-supervised models that contain more general information. Self-supervised models Chen et al. (2020b); He et al. (2020); Chen & He (2021); Grill et al. (2020); Chen et al. (2020a) aim to learn representative vectors that contain helpful information about data. While the applications of these models on generative tasks are still limited, this work shows that the pre-trained backbone from a self-supervised model is helpful without any training or fine-tuning. Other self-supervised learning in diffusion models works all aim to fine-tune the diffusion model in a self-supervised manner or utilize the diffusion model as a self-supervised model Hu et al. (2023); Zhang et al. (2024).

3 BACKGROUND

DDPM: $p_\theta(\mathbf{x}_0) := \int p_\theta(\mathbf{x}_{0:T}) d\mathbf{x}_{1:T}$ with $\mathbf{x}_1, \mathbf{x}_2, \dots, \mathbf{x}_T$ are latent variables sharing the same dimensionality with the data $\mathbf{x}_0 \sim q(\mathbf{x}_0)$ as the main formulation of DDPMs with $p(\mathbf{x}_T) = \mathcal{N}(\mathbf{x}_T; \mathbf{0}, \mathbf{I})$. The main aim of DDPMs training is to obtain the $p_\theta(\mathbf{x}_{0:T})$ is the *reverse process* following the Markovian property $p_\theta := p(\mathbf{x}_T) \prod_{t=1}^T p_\theta(\mathbf{x}_{t-1}|\mathbf{x}_t)$, where $p_\theta(\mathbf{x}_{t-1}|\mathbf{x}_t) := \mathcal{N}(\mathbf{x}_{t-1}; \mu_\theta(\mathbf{x}_t, t), \Sigma_\theta(\mathbf{x}_t, t))$. The *reverse process* moves from a total noise image to a clear image. Hence, it is used as a generator in the inference process.

The *forward process* corrupts the original data \mathbf{x}_0 to \mathbf{x}_T with Gaussian noise to train the θ for serving the reverse purpose. This process is a fixed Markov chain $q(\mathbf{x}_{1:T}|\mathbf{x}_0) := \prod_{t=1}^T q(\mathbf{x}_t|\mathbf{x}_{t-1})$, where $q(\mathbf{x}_t|\mathbf{x}_{t-1}) := \mathcal{N}(\mathbf{x}_t; \sqrt{1-\beta_t}\mathbf{x}_{t-1}, \beta_t\mathbf{I})$. β_t is the fixed variance scheduled from the start of the process.

From the given schedule, distribution of \mathbf{x}_t given \mathbf{x}_0 can be derived as:

$$q(\mathbf{x}_t|\mathbf{x}_0) = \mathcal{N}(\mathbf{x}_t; \sqrt{\bar{\alpha}_t}\mathbf{x}_0, (1-\bar{\alpha}_t)\mathbf{I}) \quad (1)$$

Denote $\alpha_t = 1 - \beta_t$ and $\bar{\alpha} = \prod_{s=1}^t \alpha_s$. Reverse from \mathbf{x}_t given $\mathbf{x}_0, \mathbf{x}_{t-1}$ distribution is derived as:

$$q(\mathbf{x}_{t-1}|\mathbf{x}_t, \mathbf{x}_0) = \mathcal{N}(\mathbf{x}_{t-1}; \tilde{\mu}_t(\mathbf{x}_t, \mathbf{x}_0), \tilde{\beta}_t\mathbf{I}) \quad (2)$$

Where mean value $\tilde{\mu}_t(\mathbf{x}_t, \mathbf{x}_0) := \frac{\sqrt{\bar{\alpha}_{t-1}}\beta_t}{1-\bar{\alpha}_t}\mathbf{x}_0 + \frac{\sqrt{\bar{\alpha}_t}(1-\bar{\alpha}_{t-1})}{1-\bar{\alpha}_t}\mathbf{x}_t$ and variance $\tilde{\beta}_t := \frac{1-\bar{\alpha}_{t-1}}{1-\bar{\alpha}_t}\beta_t$. with reparameterization trick, we can sample the \mathbf{x}_{t-1} as:

$$\mathbf{x}_{t-1} = \frac{(1-\alpha_t)\sqrt{\bar{\alpha}_{t-1}}}{1-\bar{\alpha}_t}\mathbf{x}_0 + \frac{(1-\bar{\alpha}_{t-1})\sqrt{\bar{\alpha}_t}}{1-\bar{\alpha}_t}\mathbf{x}_t + \sigma_t z \quad (3)$$

Similar to a Variational AutoEncoder Kingma & Welling (2013), the optimization of θ will be conducted via negative log-likelihood variational bound:

$$\mathbb{E}[-\log p_\theta(\mathbf{x}_0)] \leq \mathbb{E}_q[-\log p(\mathbf{x}_T) - \sum_{t \geq 1} \log \frac{p_\theta(\mathbf{x}_{t-1}|\mathbf{x}_t)}{q(\mathbf{x}_t|\mathbf{x}_{t-1})}] \quad (4)$$

We re-write the Eq. 4 as:

$$\mathbb{E}[-\log p_\theta(\mathbf{x}_0)] \leq \mathbb{E}_q[D_{KL}(q(\mathbf{x}_T|\mathbf{x}_0)||p(\mathbf{x}_T)) + \sum_{t>1} D_{KL}(q(\mathbf{x}_{t-1}|\mathbf{x}_t, \mathbf{x}_0)||p_\theta(\mathbf{x}_{t-1}|\mathbf{x}_t)) - \log p_\theta(\mathbf{x}_0|\mathbf{x}_1)]$$

In detail implementation, the θ is chosen to be parameters of the noise predictor $\epsilon_\theta(\mathbf{x}_t, t)$. The well-trained θ using Eq. 4 can be used for sampling equation:

$$\mathbf{x}_{t-1} = \frac{1}{\sqrt{\alpha_t}}(\mathbf{x}_t - \frac{1-\alpha_t}{\sqrt{1-\bar{\alpha}_t}}\epsilon_\theta(\mathbf{x}_t, t)) + \sigma_t \mathbf{z} \quad (5)$$

4 METHODOLOGY

In this section, we first reformulate the sampling process to analyze the coherence issue. From Eq. 5, we first re-write the formulation of the sampling process as:

$$\mathbf{x}_{t-1} = \frac{(\alpha_t - 1)\sqrt{\bar{\alpha}_{t-1}}}{1-\bar{\alpha}_t} \left(\frac{-\mathbf{x}_t}{\sqrt{\bar{\alpha}_t}} + \frac{\sqrt{1-\bar{\alpha}_t}\epsilon_\theta(\mathbf{x}_t, t)}{\sqrt{\bar{\alpha}_t}} \right) + \frac{(1-\bar{\alpha}_{t-1})\sqrt{\bar{\alpha}_t}}{1-\bar{\alpha}_t}\mathbf{x}_t + \sigma_t z \quad (6)$$

The complete derivation of Eq.6 can be found in Eq.24 in Appendix. Denote $\tilde{\mathbf{x}}_0^t$ as the prediction of \mathbf{x}_0 at time step t . From Eq.1, we have $\tilde{\mathbf{x}}_0^t = \left(\frac{\mathbf{x}_t}{\sqrt{\bar{\alpha}_t}} - \frac{\sqrt{1-\bar{\alpha}_t}\epsilon_\theta(\mathbf{x}_t, t)}{\sqrt{\bar{\alpha}_t}} \right)$ as the prediction of $\tilde{\mathbf{x}}_0$ at the sampling step t . This results in a new form of sampling equation:

$$\mathbf{x}_{t-1} = \frac{(1-\alpha_t)\sqrt{\bar{\alpha}_{t-1}}}{1-\bar{\alpha}_t}\tilde{\mathbf{x}}_0^t + \frac{(1-\bar{\alpha}_{t-1})\sqrt{\bar{\alpha}_t}}{1-\bar{\alpha}_t}\mathbf{x}_t + \sigma_t z \quad (7)$$

The Eq.7 is the sampling from the distribution of $q(\mathbf{x}_{t-1}|\mathbf{x}_t, \tilde{\mathbf{x}}_0)$ with $\tilde{\boldsymbol{\mu}}_t(\mathbf{x}_t, \tilde{\mathbf{x}}_0) = \frac{(1-\alpha_t)\sqrt{\bar{\alpha}_{t-1}}}{1-\bar{\alpha}_t}\tilde{\mathbf{x}}_0 + \frac{(1-\bar{\alpha}_{t-1})\sqrt{\alpha_t}}{1-\bar{\alpha}_t}\mathbf{x}_t$ and $\sigma_t = \tilde{\beta}$ which is matched with Eq.2 and Eq.3 in the training of the DDPMs.

In the training reverse phase in Eq.3, there is a small assumption that $\mathbf{x}_0 \sim q(\mathbf{x}_0)$. This results in information being passed from timestep t into timestep $t-1$, or the data distribution $q(\mathbf{x}_0)$ is consistent throughout all timesteps. However, this assumption is no longer valid during the sampling step. By assuming $\epsilon_{\theta}(\mathbf{x}_t, t) \sim \epsilon$, we have:

$$\tilde{\mathbf{x}}_0^t \sim q(\tilde{\mathbf{x}}_0^t|\mathbf{x}_t) = \mathcal{N}(\tilde{\mathbf{x}}_0^t; \frac{-\mathbf{x}_t}{\sqrt{\bar{\alpha}}}, \frac{\sqrt{1-\bar{\alpha}_t}}{\sqrt{\bar{\alpha}_t}}) \quad (8)$$

However, the $q(\tilde{\mathbf{x}}_0^t|\mathbf{x}_t)$ at two different timesteps t are not the same, although they are both used for sampling $\tilde{\mathbf{x}}_0^t$ which is later used for sampling in Eq.7. The illustration of the difference between these distributions can be found in Figure 6 in the Appendix. The assumption that $\mathbf{x}_0 \sim q(\mathbf{x}_0)$ at all timestep is not correct anymore and sample \mathbf{x}_{t-1} from Eq. 7 can not hold. We define the incoherence problem as below:

Definition 4.1. *Incoherence* is the mismatch between predicted $\tilde{\mathbf{x}}_0^t$ distributions at different timestep t and mismatch between predicted $\tilde{\mathbf{x}}_0$ distributions with real data distribution $q(\mathbf{x}_0)$.

$$q(\tilde{\mathbf{x}}_0^{t_1}|\mathbf{x}_{t_1}) \neq q(\tilde{\mathbf{x}}_0^{t_2}|\mathbf{x}_{t_2}) \neq q(\mathbf{x}_0) \forall t_1, t_2 > 1, t_1 \neq t_2 \quad (9)$$

The incoherence in the sampling process leaves the gap for the inconsistent features resulting from random noise appearing inside the image at some stage of the process. For example, in the top row of Figure 2, we observe the black bubbles at the head and tail of the dog at the 160th timestep. The consequence is that the generated samples contain many blur details, inconsistent features, or unnecessary features.

4.1 REPRESENTATIVE GUIDANCE

From definition 4.1, gaps of inconsistent features result in poor-quality images. Thus, to solve the incoherence, we need to make the distribution of intermediate samples $q(\tilde{\mathbf{x}}_0^t|\mathbf{x}_t)$ as close as possible to $q(\mathbf{x}_0)$. However, the $q(\mathbf{x}_0)$ is intractable during the sampling process. The intractability would make calculating any distance between these two distributions impossible.

Instead of calculating the direct distance between $q(\tilde{\mathbf{x}}_0^t|\mathbf{x}_t)$ and $q(\mathbf{x}_0)$, we inject features information of \mathbf{x}_0 during the sampling process in Eq.7 to force the sampling of $\tilde{\mathbf{x}}_0^t$ to mimic the features of \mathbf{x}_0 at every timestep. First, we denote the $f_{\phi}(\mathbf{x}_0)$ as features extractor, parameterized by ϕ , for \mathbf{x}_0 . Our design aims to force $\tilde{\mathbf{x}}_0^t$ to have similar features $f_{\phi}(\tilde{\mathbf{x}}_0^t)$ as \mathbf{x}_0 . We denote $d(f_{\phi}(\mathbf{x}_0), f_{\phi}(\tilde{\mathbf{x}}_0^t))$ as the distance between two features.

Once again, since $q(\mathbf{x}_0)$ is intractable, $f_{\phi}(\mathbf{x}_0)$ is also intractable. To address this, instead of representing $f_{\phi}(\mathbf{x}_0)$ at an instance-wise level, we encode the features of the entire dataset at a class-wise level using $g(\mathbf{x}_0|c)$. Here, $g(\mathbf{x}_0|c)$ is defined as an operation on the set of $f_{\phi}(\mathbf{x}_0^*) \mid \mathbf{x}_0^* \sim q(\mathbf{x}_0|c)$, where $c \in C$ denotes the class. The feature distance is then transformed into $d(g(\mathbf{x}_0|c), f_{\phi}(\tilde{\mathbf{x}}_0^t))$.

Given class c and data \mathbf{x}_0 , we define $g(\mathbf{x}_0|c)$ as the set of vectors representing the features of class c . Specifically, $g(\mathbf{x}_0|c) = \{r_1^c, r_2^c, \dots, r_n^c\}$, where n denotes the number of vectors required to represent class c . With C classes, the entire dataset is encoded as $V = \{g(\mathbf{x}_0|1), g(\mathbf{x}_0|2), \dots, g(\mathbf{x}_0|C)\}$. This representation encoding enables the model to store a compact set of representation vectors $g(\mathbf{x}_0|c)$ for each class c , rather than storing the representative vectors $f_{\phi}(\mathbf{x}_0)$ for the entire dataset. The selection of g and f will be discussed in Section 4.2.

As a result, at each time step, given class c , we refine the predicted $\tilde{\mathbf{x}}_0$ through the equation below:

$$\tilde{\mathbf{x}}_0^t := \tilde{\mathbf{x}}_0^t - \gamma \nabla_{\tilde{\mathbf{x}}_0^t} d(g(\mathbf{x}_0|c), f_{\phi}(\tilde{\mathbf{x}}_0^t)), \quad (10)$$

where γ is the guidance scale.

From Eq.10 and 7, given class c , we have our new sampling process with coherence:

$$\mathbf{x}_{t-1} = \frac{(1-\alpha_t)\sqrt{\bar{\alpha}_{t-1}}}{1-\bar{\alpha}_t}\tilde{\mathbf{x}}_0^t + \frac{(1-\bar{\alpha}_{t-1})\sqrt{\alpha_t}}{1-\bar{\alpha}_t}\mathbf{x}_t + \sigma_t z - \frac{(1-\alpha_t)\sqrt{\bar{\alpha}_{t-1}}}{1-\bar{\alpha}_t}\gamma \nabla_{\tilde{\mathbf{x}}_0^t} d(g(\mathbf{x}_0|c), f_{\phi}(\tilde{\mathbf{x}}_0^t)) \quad (11)$$

with $\tilde{\mathbf{x}}_0^t = \left(\frac{\mathbf{x}_t}{\sqrt{\alpha_t}} - \frac{\sqrt{1-\alpha_t}\epsilon_\theta(\mathbf{x}_t, c, t)}{\sqrt{\alpha_t}} \right)$. The guidance features from \mathbf{x}_0 provide a consistent and reliable target for $\tilde{\mathbf{x}}_0$ to avoid the incoherence problem. We will discuss the similarity between Eq.11 and a Stochastic Gradient Descent process in Appendix D.

The choice of distance d can be varied. The rest of this section 4.1 mainly discusses the options of d .

Negative Cosine similarity: At each timestep, we sample a vector $r_t^c \sim g(\mathbf{x}_0|c)$. The two vectors $f_\phi(\tilde{\mathbf{x}}_0^t)$ and r_t^c can be matched via a negative cosine similarity loss as below:

$$\mathcal{L}_{cs}(f_\phi(\tilde{\mathbf{x}}_0^t), r_t^c) = -\frac{f_\phi(\tilde{\mathbf{x}}_0^t) \times r_t^c}{\|f_\phi(\tilde{\mathbf{x}}_0^t)\| \|r_t^c\|} \quad (12)$$

Contrastive loss: Apart from negative cosine similarity, the contrastive loss has also been used in many works on representative learning have presented He et al. (2020); Chen et al. (2020b;a). The contrastive loss in our work is more toward the supervised contrastive rather than instance contrastive. We can define a positive pair as two vectors with the same classes and a negative pair as two vectors with different classes. When sampling the image in class c , the loss for contrastive matching is:

$$\mathcal{L}_{ct}(f_\phi(\tilde{\mathbf{x}}_0^t), V) = \frac{\exp \frac{f_\phi(\tilde{\mathbf{x}}_0^t) \times r_t^c}{H}}{\sum_{i=1, i \neq c}^C \exp \frac{f_\phi(\tilde{\mathbf{x}}_0^t) \times r_t^i}{H}} \quad (13)$$

where H is the softmax temperature.

Replacing the matching equation in Eq.12 and Eq.13 into Eq.11 as \mathcal{L} , we have the final sampling guidance equation:

$$\mathbf{x}_{t-1} = \frac{(1 - \alpha_t)\sqrt{\bar{\alpha}_{t-1}}}{1 - \bar{\alpha}_t} \tilde{\mathbf{x}}_0^t + \frac{(1 - \bar{\alpha}_{t-1})\sqrt{\alpha_t}}{1 - \bar{\alpha}_t} \mathbf{x}_t + \sigma_t z - \frac{(1 - \alpha_t)\sqrt{\bar{\alpha}_{t-1}}}{1 - \bar{\alpha}_t} \gamma \nabla_{\tilde{\mathbf{x}}_0^t} \mathcal{L}(f_\phi(\tilde{\mathbf{x}}_0^t), V) \quad (14)$$

4.2 REPRESENTATIVE TARGETS

In section 4.1, we have discussed a coherent guidance method given representative information from a class c . This section will discuss the choice of the mapping function f_θ and the representative information for each class.

The most straightforward way is to use naive classification for the guidance, where a network such as ResNet He et al. (2016) or a noise-aware classifier Dhariwal & Nichol (2021) is selected to be a classifier. This is the case of the classic classifier guidance. The representative vector $g(\mathbf{x}_0|c) \in \{0, 1\}_C$ reduces to a one-hot vector, with C as the number of classes. However, the use of classification as representative information has many shortages. Firstly, the guidance reveals very little detail about the generated images. Since the classifier only processes the discriminative features, many details that are less discriminative for a class are missed when using the classifier gradient to construct the image Dinh et al. (2023b). Secondly, the motivation for using a classifier to construct images in diffusion models is becoming weaker than the use of the classifier-free guidance. Since a conditional diffusion model already had class-conditioned information, the reason for using additional classification information to improve the performance of a conditioned diffusion model seems to be not strong enough to convince the community. As a result, the research community often opts for classifier-free guidance Rombach et al. (2022); Peebles & Xie (2023). Thirdly, the use of classifier guidance is often associated with the very expensive training cost of noisy classifiers.

Self-supervised models are known to be very good at generalizing data agnostic to augmentation/noise and separating image samples on representative spaces according to features He et al. (2020); Chen & He (2021); Jing et al. (2021). Thus, we choose the self-supervised model to be our guidance model. The self-supervised models are pre-trained and we consider the sampling process as a downstream task of the model. Given a real dataset \mathbf{x}_0 and a pre-trained self-supervised model f_ϕ , an instance $x_i^c \in \mathbf{x}_0$ is the i^{th} instance in class c of the dataset. We have $r_i^c = f_\theta(x_i^c)$. The centre of each class on the representative space has the form $\bar{r}^c = \mathbb{E} r_i^c$. We assume that the representative instances that are closer to the mean values represent the most important features of the classes. We represent the

whole class c via the representative information $g(\mathbf{x}_0|c)$ as below:

$$g(\mathbf{x}_0|c) = \{r_k^c\}_{\times K}, k \in S_c \mid \sum_{k \in S_c} \frac{r_k^c \bar{r}^c}{\|r_k^c\| \|\bar{r}^c\|} \rightarrow \min \quad (15)$$

Where S_c is the list of indexes of K representative vectors that are selected to be the closest to the class mean representative vector \bar{r}^c . We will discuss in section 5 the value of K and different schemes to select representative vectors $g(\mathbf{x}_0|c)$ in addition to the "closest" scheme.

Given Eq.15, we have $V = \{g(\mathbf{x}_0|1), g(\mathbf{x}_0|c), \dots, g(\mathbf{x}_0|c)\}$ as a set of representative class vectors representing the whole dataset to enable diffusion sampling with coherence using Eq.14. Before the sampling process starts, V will be calculated in advance and stored as the network parameters for sampling.

5 EXPERIMENTAL RESULTS

Table 1: Comparison with state-of-the-art generative baselines on ImageNet64x64 and ImageNet256x256. \dagger denotes the obtained score evaluated from generated images from the published repo. \ddagger represents the number taken directly from the paper due to the lack of the source code or generated samples. Other values are reproduced from the published source code. The proposed RepG is shown to achieve better results than other state-of-the-art.

Model	FID	sFID	Prec	Rec
ImageNet 64x64				
BigGAN \dagger	4.06	3.96	0.79	0.48
IDDPM	2.90	3.78	0.73	0.62
IDDPM + RepG	2.53	3.44	0.75	0.60
ADM	2.07	4.29	0.73	0.63
ADM + RepG	1.69	3.42	0.75	0.62
ADM-G	2.47	4.88	0.80	0.57
ADM-G + PxP	1.84	3.97	0.76	0.60
ADM-G + ProG	1.87	4.33	0.77	0.60
ADM-G + EDS + ProG	1.77	4.25	0.77	0.61
ADM-CLSF _{Free}	1.89	4.45	0.77	0.60
ADM-CLSF _{Free} + ProG	1.91	4.51	0.76	0.60
ADM-CLSF _{Free} + RepG	1.67	3.44	0.78	0.61
ImageNet 256x256				
BigGAN \dagger	7.03	7.29	0.87	0.27
DCTrans \ddagger	36.51	8.24	0.36	0.67
VQ-VAE-2 \ddagger	31.11	17.38	0.36	0.57
IDDPM \dagger	12.26	5.42	0.70	0.62
ADM	10.94	6.02	0.69	0.63
ADM + RepG	7.83	5.79	0.72	0.61
ADM-G	4.58	5.23	0.81	0.52
ADM-G + EDS	3.96	5.00	0.82	0.52
ADM-G + PxP	4.00	5.19	0.81	0.53
ADM-G + ProG	4.53	5.08	0.85	0.49
ADM-G + ProG + EDS	3.84	5.00	0.83	0.51
ADM-CLSF _{Free}	3.76	4.45	0.77	0.53
ADM-CLSF _{Free} -G + ProG	3.81	4.46	0.77	0.53
ADM-CLSF _{Free} + RepG	3.34	4.60	0.85	0.52
DiT-CLSF _{Free}	2.27	4.80	0.82	0.58
DiT-CLSF _{Free} -G + ProG	2.25	4.56	0.82	0.58
DiT-CLSF _{Free} + RepG	2.17	4.59	0.80	0.60

Table 2: We compare the use of different self-supervised models for our representative guidance.

Self-sup Model	FID	sFID	Prec	Rec
ImageNet 64x64				
W/o Guidance	2.07	4.29	0.73	0.63
MoCo-v2	1.69	3.42	0.75	0.62
SimSiam	1.88	3.80	0.74	0.62
Moco-v3	1.81	3.93	0.76	0.62

Table 3: Different K values for our representative guidance with several possible values $K = \{1, 5, 10, 15\}$.

	FID	sFID	Prec	Rec
ImageNet64x64				
ADM	2.07	4.29	0.73	0.63
ADM + RepG (K=1)	1.77	3.44	0.75	0.60
ADM + RepG (K=5)	1.69	3.42	0.75	0.62
ADM + RepG (K=10)	1.73	3.43	0.75	0.62
ADM + RepG (K=15)	1.82	3.45	0.75	0.62

Table 4: We compare the use of two different representative vector selection schemes.

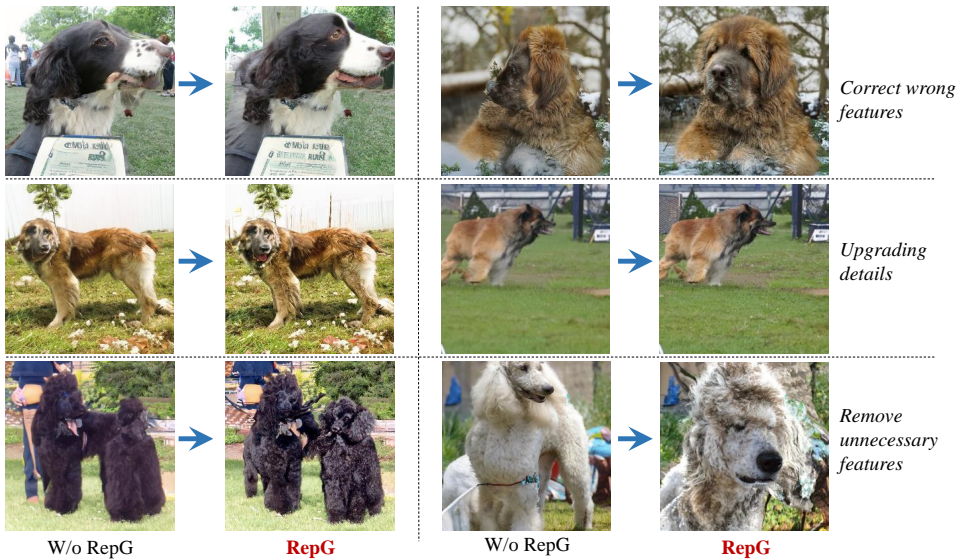
	FID	sFID	Prec	Rec
ImageNet64x64				
ADM	2.07	4.29	0.73	0.63
ADM + RepG	1.69	3.42	0.75	0.62
ADM + RepG_Rand	2.04	4.17	0.74	0.62

Table 5: The use of two matching losses used in sampling as mentioned in section 4 affects the performance of the diffusion sampling process. The result indicates the superiority of both of the losses' performances compared to without guidance. The contrastive achieves slightly better than negative cosine similarity loss.

Loss	FID	sFID	Prec	Rec
ImageNet 64x64				
W/o Guidance	2.07	4.29	0.73	0.63
Contrastive	1.69	3.42	0.75	0.62
Cosine Similarity	1.75	3.57	0.75	0.60

Experiments are conducted to evaluate on ImageNet Deng et al. (2009) dataset with two resolutions 64x64 and 256x256 with 50000 generated samples. We first verify our claims that our proposed RepG helped to improve the details and fix the faulty information in the images qualitatively in section 5.1 and quantitatively in section 5.2. After that, we will compare quantitatively with other state-of-the-art methods such as BigGAN Brock et al. (2018), ADM Dhariwal & Nichol (2021), PxP Dinh et al. (2023a), ProG Dinh et al. (2023b), EDS Zheng et al. (2022), IDDPM Nichol &

378
379
380
381
382
383
384
385
386
387
388
389
390
391
392
393
394
395



396
397
398
399
400
401
402
403
404
405
406
407
408
409
410
411
412
413
414
415
416

Figure 3: *Qualitative improvement by using Representative Guidance (RepG). There are three main scenarios in which RepG can help to improve the performance of a diffusion sampling process. The first row is the appearance of wrong or faulty features inside the images. The guidance helps to correct the image’s features to make the image look more realistic. The second is the case in which RepG helps to improve the details of the objects and the backgrounds. In the left image of the second row, the dog has blurred hair which has been corrected by the RepG where we can see the hair. In the right case, the RepG helps to enhance the details of the background such as grass, trees, and fence information. The hair of the dog is also detailed. In the last row, the RepG helps to remove some unnecessary features such as a human standing behind the dog in the left image or the erroneous body of the dog in the right sample. ImageNet256x256*

417
418
419
420
421
422
423
424

Dhariwal (2021), VAQ-VAE-2 Razavi et al. (2019) and Classifier-free guidance (CLSFree) Ho & Salimans (2022). Three baseline diffusion models are leveraged to evaluate the improvement of the proposed Representative Guidance method are ADM Dhariwal & Nichol (2021), IDDPN Nichol & Dhariwal (2021) and DiT Peebles & Xie (2023).

425
426
427
428
429
430
431

We denote that *ADM* or *IDDPN* as the *ADM* or *IDDPN* diffusion model without guidance. *ADM-G* is denoted for *ADM* with classifier guidance. *PxP*, *ProG*, *EDS* are advanced techniques to improve classifier guidance going after “+” sign. *ADM-CLSFree* and *DiT-CLSFree* are denoted for the application of classifier-free guidance on *ADM* and *DiT* respectively. *ADM-CLSFree-G* or *DiT-CLSFree-G* are denoted for applying the combination of classifier-free guidance and classifier guidance on *ADM* and *DiT* correspondingly.

5.1 INCOHERENT FEATURES ALLEVIATION

As discussed in section 4, we observe incoherent features during the sampling process due to the incoherence of \bar{x}_0^t at each timestep. This section shows that RepG successfully alleviates the inconsistent features in the generated images following three categories as in Figure 3. In detail, RepG helps to improve the diffusion sampling process by fixing faulty features, removing unnecessary features, and upgrading details.

5.2 QUANTITATIVE IMPROVEMENT

This section compares the performance of our proposed RepG guidance with other state-of-the-art baselines as in Table 1.

Firstly, the use of RepG helps to improve the performance of vanilla baselines such as *ADM* or *IDDPN*. Apart from the observation in section 5.1 with qualitative improvement, we see a significant improvement in FID/sFID and precision when applying RepG on *ADM* or *IDDPN*. Secondly, given the same *ADM* diffusion model, *ADM + RepG* has a significantly better Recall value than other

guidance methods such as *ADM-G*, *ADM-CLSTFree*, *ADM-G (+PxP, +ProG, +EDS+ProG)* which indicates that *RepG* helps to keep the diversity better than other guidance methods (As highlight in pink column) Finally, The combination of *RepG* and *CLSTFree* guidance outperforms other state-of-the-art guidance methods such as PxP Dinh et al. (2023a), ProG Dinh et al. (2023b), EDS Zheng et al. (2022) or CLSTFree Ho & Salimans (2022).

Note: On ImageNet256x256, the RepG improves baseline ADM significantly but lags behind other guidance methods. This is expected as RepG only improves details and keeps diversity while other methods sacrifice diversity to achieve better quality. On ImageNet64x64, RepG outperforms all other guidance methods due to the information in ImageNet64x64 is less than its 256 counterpart and focuses on foreground objects. Improving objects' features is enough to beat other methods.

Classifier guidance failed to improve the performance of classifier-free guidance significantly (*ADM-CLSTFree-G+ProG* and *DiT-CLSTFree-G+ProG* in Table 1). This is due to the overlapping trade-off essence of the two methods. These two methods do the same thing: trade-off quality with diversity, which offers less improvement when combined. However, RepG successfully improves classifier-free guidance since RepG does a different task: tune the details of the images.

5.3 ABLATION STUDY

Section 5.1 and 5.2 have shown qualitative and quantitative improvement compared to previous state-of-the-art baselines. In the Ablation study, we discuss different choices for our models, such as the choice of self-supervised models, the performance of the proposed methods on different guidance scales, the number of representative targets utilized, and the performance comparison between contrastive matching loss (Eq.13) and cosine similarity matching loss (Eq.12).

5.3.1 DIFFERENT SELF-SUPERVISED MODELS

In all of the RepG results in Table 1, we use MoCo-v2 Chen et al. (2020b) as the backbone for guidance. This section compares different choices of pretrained self-supervised models in Table 2. In detail, three popular pre-trained self-supervised models are utilized, which are MoCo-v2 Chen et al. (2020b), SimSiam Chen & He (2021), and Moco-v3 Chen et al.. The performance shows that MoCo-v2 achieves the best among the three models. The outperformance of Moco-v2 could be due to the representative information obtained by MoCo-v2 having contrastive information compared to SimSiam, hence obtaining more information about data than just clustering it. Moco-v3 delivers better FID than SimSiam but is still not as good as Moco-v2, yet Moco-v3 offers better Precision.

5.3.2 GUIDANCE SCALES EFFECTS

Similar to the classifier guidance Dhariwal & Nichol (2021); Zheng et al. (2022); Dinh et al. (2023a;b), our RepG can also be controlled by the guidance scale γ as in Eq.10. We compare the effect of the guidance scale in the range of $[0, 10]$ with $\gamma = 0.0$ in the diffusion sampling process without any guidance. Figure 4 shows the trend of FID and Recall when increasing the guidance scale. The generation quality of RepG is improved steadily without trading off diversity compared to the classifier guidance. Improvement without trading off with diversity is expected since our method mostly keeps the content of the generated images while upgrading the details or fixing faulty features. The effects of increasing the guidance scale can be observed in Figure 5.

5.3.3 REPRESENTATIVE TARGETS

This section shows the effect of selecting representative targets for each class.

The K values: The different choices of K value in Eq.15 affects the performance. The experiment is conducted on ImageNet64x64 as shown in Table 3. As we can see, given $K=1$, there is only one representative vector for one class, reducing the generated samples' quality and diversity. However, more than five representative vectors per class will confuse the sampling process and downgrade the performance. Understandably, including more representative vectors brings more features to be excluded due to the contrastive loss. The excluded features might include the shared features between classes, which have become common due to the inclusion of more information.

486
487
488
489
490
491
492
493
494
495
496
497
498
499
500
501
502
503
504
505
506
507
508
509
510
511
512
513
514
515
516
517
518
519
520
521
522
523
524
525
526
527
528
529
530
531
532
533
534
535
536
537
538
539

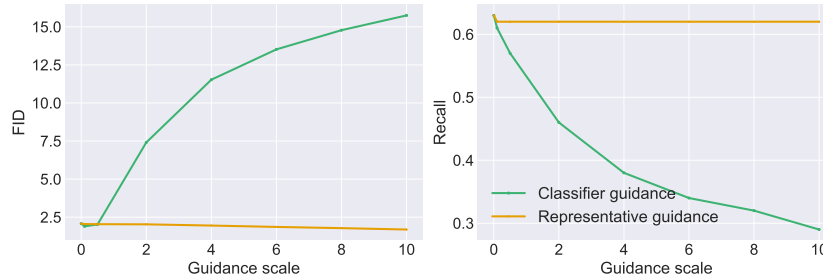


Figure 4: We compare the Recall trend between the classifier and representative guidance (RepG). RepG shows a much more stable trend in diversity than classifier guidance.




Figure 5: Ablation study on a RepG guidance scale. Unlike classifier guidance, the increase in the classifier guidance scale shifts the image toward an easy area, as in Figure 7, and the increase in the RepG guidance scale helps detail the image.

Selection strategy: In the previous experiments, representative vectors are selected closest to the mean vector of all vectors belonging to a class. We compare our selection scheme with the random selection scheme in Table 4. RepG_Rand denotes the random selection scheme. From the results, we show that our proposed selection of representative vectors is essential and verify our hypothesis that the vector is close to the mean values of one class bearing crucial features of that class.

5.3.4 CONTRASTIVE MATCHING VS COSINE SIMILARITY MATCHING

In section 4.2, we discussed the two losses: the contrastive loss and the cosine similarity loss. Table 5 shows the comparison between the two losses, which show that both of them improve the performance significantly compared to the baseline ADM in Dhariwal & Nichol (2021).

6 CONCLUSION

In this work, we formulate the problem of incoherence in the diffusion sampling process, defined as the mismatch between predicted image distribution at two different timesteps. After that, we propose a guidance method named Representative Guidance (RepG). RepG is based on representative information of a class and pre-trained self-supervised models to guide the sampling process. The representative information offers a number of advantages compared to one-hot representation as in classifier guidance, such as rich information and information to avoid incoherence problems.

REFERENCES

- 540
541
542 Arpit Bansal, Hong-Min Chu, Avi Schwarzschild, Soumyadip Sengupta, Micah Goldblum, Jonas
543 Geiping, and Tom Goldstein. Universal guidance for diffusion models. In *Proceedings of the*
544 *IEEE/CVF Conference on Computer Vision and Pattern Recognition*, pp. 843–852, 2023.
- 545
546 Fan Bao, Chongxuan Li, Jun Zhu, and Bo Zhang. Analytic-dpm: an analytic estimate of the optimal
547 reverse variance in diffusion probabilistic models. *arXiv preprint arXiv:2201.06503*, 2022.
- 548
549 Andrew Brock, Jeff Donahue, and Karen Simonyan. Large scale gan training for high fidelity natural
550 image synthesis. *arXiv preprint arXiv:1809.11096*, 2018.
- 551
552 Ting Chen, Simon Kornblith, Mohammad Norouzi, and Geoffrey Hinton. A simple framework for
553 contrastive learning of visual representations. In *International conference on machine learning*, pp.
554 1597–1607. PMLR, 2020a.
- 555
556 X Chen, S Xie, and K He. An empirical study of training self-supervised vision transformers. in 2021
557 *ieec*. In *CVF International Conference on Computer Vision (ICCV)*, pp. 9620–9629.
- 558
559 Xinlei Chen and Kaiming He. Exploring simple siamese representation learning. In *Proceedings of*
560 *the IEEE/CVF conference on computer vision and pattern recognition*, pp. 15750–15758, 2021.
- 561
562 Xinlei Chen, Haoqi Fan, Ross Girshick, and Kaiming He. Improved baselines with momentum
563 contrastive learning. *arXiv preprint arXiv:2003.04297*, 2020b.
- 564
565 Jia Deng, Wei Dong, Richard Socher, Li-Jia Li, Kai Li, and Li Fei-Fei. Imagenet: A large-scale
566 hierarchical image database. In *2009 IEEE conference on computer vision and pattern recognition*,
567 pp. 248–255. Ieee, 2009.
- 568
569 Prafulla Dhariwal and Alexander Nichol. Diffusion models beat gans on image synthesis. *Advances*
570 *in neural information processing systems*, 34:8780–8794, 2021.
- 571
572 Anh-Dung Dinh, Daochang Liu, and Chang Xu. Pixelasparam: a gradient view on diffusion sampling
573 with guidance. In *International Conference on Machine Learning*, pp. 8120–8137. PMLR, 2023a.
- 574
575 Anh-Dung Dinh, Daochang Liu, and Chang Xu. Rethinking conditional diffusion sampling with
576 progressive guidance. In *Thirty-seventh Conference on Neural Information Processing Systems*,
577 2023b.
- 578
579 Jean-Bastien Grill, Florian Strub, Florent Alché, Corentin Tallec, Pierre Richemond, Elena
580 Buchatskaya, Carl Doersch, Bernardo Avila Pires, Zhaohan Guo, Mohammad Gheshlaghi Azar,
581 et al. Bootstrap your own latent-a new approach to self-supervised learning. *Advances in neural*
582 *information processing systems*, 33:21271–21284, 2020.
- 583
584 Kaiming He, Xiangyu Zhang, Shaoqing Ren, and Jian Sun. Deep residual learning for image
585 recognition. In *Proceedings of the IEEE conference on computer vision and pattern recognition*,
586 pp. 770–778, 2016.
- 587
588 Kaiming He, Haoqi Fan, Yuxin Wu, Saining Xie, and Ross Girshick. Momentum contrast for
589 unsupervised visual representation learning. In *Proceedings of the IEEE/CVF conference on*
590 *computer vision and pattern recognition*, pp. 9729–9738, 2020.
- 591
592 Jonathan Ho and Tim Salimans. Classifier-free diffusion guidance. *arXiv preprint arXiv:2207.12598*,
593 2022.
- Jonathan Ho, Ajay Jain, and Pieter Abbeel. Denoising diffusion probabilistic models. *Advances in neural information processing systems*, 33:6840–6851, 2020.
- Vincent Tao Hu, Yunlu Chen, Mathilde Caron, Yuki M Asano, Cees GM Snoek, and Bjorn Ommer. Guided diffusion from self-supervised diffusion features. *arXiv preprint arXiv:2312.08825*, 2023.
- Li Jing, Pascal Vincent, Yann LeCun, and Yuandong Tian. Understanding dimensional collapse in contrastive self-supervised learning. *arXiv preprint arXiv:2110.09348*, 2021.

- 594 Minguk Kang, Woohyeon Shim, Minsu Cho, and Jaesik Park. Rebooting acgan: Auxiliary classifier
595 gans with stable training. *Advances in neural information processing systems*, 34:23505–23518,
596 2021.
- 597 Diederik P Kingma and Max Welling. Auto-encoding variational bayes. *arXiv preprint*
598 *arXiv:1312.6114*, 2013.
- 600 Max WY Lam, Jun Wang, Dan Su, and Dong Yu. Bddm: Bilateral denoising diffusion models for
601 fast and high-quality speech synthesis. *arXiv preprint arXiv:2203.13508*, 2022.
- 602 Mingxiao Li, Tingyu Qu, Wei Sun, and Marie-Francine Moens. Alleviating exposure bias in diffusion
603 models through sampling with shifted time steps. *arXiv preprint arXiv:2305.15583*, 2023.
- 605 Xihui Liu, Dong Huk Park, Samaneh Azadi, Gong Zhang, Arman Chopikyan, Yuxiao Hu, Humphrey
606 Shi, Anna Rohrbach, and Trevor Darrell. More control for free! image synthesis with semantic
607 diffusion guidance. In *Proceedings of the IEEE/CVF Winter Conference on Applications of*
608 *Computer Vision*, pp. 289–299, 2023.
- 609 Alex Nichol, Prafulla Dhariwal, Aditya Ramesh, Pranav Shyam, Pamela Mishkin, Bob McGrew,
610 Ilya Sutskever, and Mark Chen. Glide: Towards photorealistic image generation and editing with
611 text-guided diffusion models. *arXiv preprint arXiv:2112.10741*, 2021.
- 612 Alexander Quinn Nichol and Prafulla Dhariwal. Improved denoising diffusion probabilistic models.
613 In *International Conference on Machine Learning*, pp. 8162–8171. PMLR, 2021.
- 614 Mang Ning, Enver Sangineto, Angelo Porrello, Simone Calderara, and Rita Cucchiara. Input
615 perturbation reduces exposure bias in diffusion models. *arXiv preprint arXiv:2301.11706*, 2023.
- 616 Augustus Odena, Christopher Olah, and Jonathon Shlens. Conditional image synthesis with auxiliary
617 classifier gans. In *International conference on machine learning*, pp. 2642–2651. PMLR, 2017.
- 620 William Peebles and Saining Xie. Scalable diffusion models with transformers. In *Proceedings of*
621 *the IEEE/CVF International Conference on Computer Vision*, pp. 4195–4205, 2023.
- 622 Ali Razavi, Aaron Van den Oord, and Oriol Vinyals. Generating diverse high-fidelity images with
623 vq-vae-2. *Advances in neural information processing systems*, 32, 2019.
- 624 Robin Rombach, Andreas Blattmann, Dominik Lorenz, Patrick Esser, and Björn Ommer. High-
625 resolution image synthesis with latent diffusion models. In *Proceedings of the IEEE/CVF confer-*
626 *ence on computer vision and pattern recognition*, pp. 10684–10695, 2022.
- 627 Axel Sauer, Katja Schwarz, and Andreas Geiger. Stylegan-xl: Scaling stylegan to large diverse
628 datasets. In *ACM SIGGRAPH 2022 conference proceedings*, pp. 1–10, 2022.
- 629 Jiaming Song, Chenlin Meng, and Stefano Ermon. Denoising diffusion implicit models. *arXiv*
630 *preprint arXiv:2010.02502*, 2020a.
- 631 Yang Song and Stefano Ermon. Generative modeling by estimating gradients of the data distribution.
632 *Advances in neural information processing systems*, 32, 2019.
- 633 Yang Song, Jascha Sohl-Dickstein, Diederik P Kingma, Abhishek Kumar, Stefano Ermon, and Ben
634 Poole. Score-based generative modeling through stochastic differential equations. *arXiv preprint*
635 *arXiv:2011.13456*, 2020b.
- 636 Hu Yu, Li Shen, Jie Huang, Man Zhou, Hongsheng Li, and Feng Zhao. Debias the training of
637 diffusion models. *arXiv preprint arXiv:2310.08442*, 2023.
- 638 Junyu Zhang, Daochang Liu, Shichao Zhang, and Chang Xu. Contrastive sampling chains in diffusion
639 models. *Advances in Neural Information Processing Systems*, 36, 2024.
- 640 Guangcong Zheng, Shengming Li, Hui Wang, Taiping Yao, Yang Chen, Shouhong Ding, and Xi Li.
641 Entropy-driven sampling and training scheme for conditional diffusion generation. In *European*
642 *Conference on Computer Vision*, pp. 754–769. Springer, 2022.

Algorithm 1 DDPM denoising process with representative guidance

648 **Input:** class labels y , classification scale s , $V = \{g(\mathbf{x}_0|1), g(\mathbf{x}_0|2), \dots, g(\mathbf{x}_0|c)\}$ according to
649 Eq.15
650 $\mathbf{x}_T \sim \mathcal{N}(\mathbf{0}, \mathbf{I})$
651 pick class c and $g(\mathbf{x}_0|c) \in V$
652 **for** $t = T, \dots, 1$ **do**
653 $z \sim \mathcal{N}(\mathbf{0}, \mathbf{I})$
654 $\tilde{\mathbf{x}}_0 \leftarrow \left(\frac{\mathbf{x}_t}{\sqrt{\bar{\alpha}_t}} - \frac{\sqrt{1-\bar{\alpha}_t} \epsilon_\theta(\mathbf{x}_t, t, c)}{\sqrt{\bar{\alpha}_t}} \right)$
655 $g \leftarrow \frac{(1-\alpha_t)\sqrt{\bar{\alpha}_{t-1}}}{1-\bar{\alpha}_t} \gamma \nabla_{\tilde{\mathbf{x}}_0^t} \mathcal{L}(f_\phi(\tilde{\mathbf{x}}_0^t), V)$ according to Eq.14
656 $\mathbf{x}_{t-1} \leftarrow \frac{1}{\sqrt{\alpha_t}} \left(\mathbf{x}_t - \frac{1-\alpha_t}{\sqrt{1-\bar{\alpha}_t}} \epsilon_\theta(\mathbf{x}_t, t, c) \right) + \sigma_t^2 g + \sigma_t z - g$
657 **end for**

A SAMPLING ALGORITHMS

662 Like DDPMs, our sampling only updates $\tilde{\mathbf{x}}_0^t$ at every time step t . We have the set of representative
663 vectors V obtained in advance and stored as the model parameters used for sampling.

664 The mechanism is the same for latent diffusion, but we will decode the latent vector to $\tilde{\mathbf{x}}_0^t$ first. After
665 that, the process is similar to Algorithm 1.

B EXPERIMENTAL DETAILS

666 All the experiments in this paper are conducted on A100 GPUs 40GB.

667 We have three hyperparameters in the paper, which are the number of representative vectors K in
668 Eq.15, temperature H in Eq.13 and scale guidance γ in Eq.14.

669 Table 6: All hyperparameters for producing the results are shown in this table.

Model	Datasets	K	H	γ
Table 1				
IDDPM + RepG	ImageNet64x64	5	1	10.0
ADM + RepG	ImageNet64x64	5	1	10.0
ADM-CLSFREE + RepG	ImageNet64x64	5	1	8.0
ADM + RepG	ImageNet256x256	10	2	20.0
ADM-CLSFREE + RepG	ImageNet256x256	10	2	20.0
DiT-CLSFREE + RepG	ImageNet256x256	10	2	15.0
Table 2				
W/o Guidance	ImageNet64x64	-	-	0.0
Moco-v2/SimSiam/Moco-v3	ImageNet64x64	5	1	10.0
Table 3				
ADM + RepG	ImageNet64x64	1,5,10,15	1	10.0
Table 4				
ADM + RepG /ADM+RepG.RAND	ImageNet64x64	5	1	10.0
Figure 1,2,3,5,6,7				
ADM + RepG	ImageNet256x256	10	2	0.0,20.0, 50.0,80.0
Figure 4				
ADM + RepG	ImageNet64x64	5	1	2.0,4.0, 6.0, 8.0, 10.0

Table 7: GPU hours on 1 GPU are needed to generate 50,000 images with 256x256 resolutions. Diffusion Model: ADM/ Datasets: ImageNet256x256

Model	Computational Cost (GPU hours)
No guidance	171.22
Representative Guidance	182.36
Classifier Guidance	247.84
Classifier-free Guidance	352.89

Table 8: GPU hours on 1 GPU are needed to generate 50,000 images with 64x64 resolutions. Diffusion Model: ADM/ Datasets: ImageNet64x64

Model	Computational Cost (GPU hours)
No guidance	16.71
Representative Guidance	17.55
Classifier Guidance	31.52
Classifier-free Guidance	32.64

C RUNNING TIME OF REPG COMPARED TO CLASSIFIER GUIDANCE

RepG utilizes a much lighter model compared to noise-aware used in classifier guidance Dhariwal & Nichol (2021). As a result, the calculation of gradients using this model is much lighter compared to the noise-ware classifiers. We have the running time comparison as in Table 7 and 8.

D FULL DERIVATION OF EQUATIONS

Similarity between Eq. 11 and Stochastic Gradient Descent: We start from Eq.11 as below:

$$\begin{aligned} \mathbf{x}_{t-1} = & \frac{(1 - \alpha_t)\sqrt{\bar{\alpha}_{t-1}}}{1 - \bar{\alpha}_t} \tilde{\mathbf{x}}_0^t + \frac{(1 - \bar{\alpha}_{t-1})\sqrt{\alpha_t}}{1 - \bar{\alpha}_t} \mathbf{x}_t + \sigma_t z \\ & - \frac{(1 - \alpha_t)\sqrt{\bar{\alpha}_{t-1}}}{1 - \bar{\alpha}_t} \gamma \nabla_{\tilde{\mathbf{x}}_0^t} d(g(\mathbf{x}_0|c), f_\phi(\tilde{\mathbf{x}}_0^t)) \end{aligned} \quad (16)$$

with $\tilde{\mathbf{x}}_0^t = (\frac{\mathbf{x}_t}{\sqrt{\alpha_t}} - \frac{\sqrt{1 - \bar{\alpha}_t} \epsilon_\theta(\mathbf{x}_t, c, t)}{\sqrt{\alpha_t}})$. Similarly we have $\mathbf{x}_{t-1} = \sqrt{\bar{\alpha}_{t-1}} \tilde{\mathbf{x}}_0^{t-1} + \sqrt{1 - \bar{\alpha}_{t-1}} \epsilon_\theta(\mathbf{x}_{t-1}, c, t - 1)$. Thus, we have Eq.16 is equivalent to Eq.17:

$$\begin{aligned} \tilde{\mathbf{x}}_0^{t-1} = & \frac{(1 - \alpha_t)}{(1 - \bar{\alpha}_t)} \tilde{\mathbf{x}}_0^t - \frac{\sqrt{1 - \bar{\alpha}_{t-1}}}{\sqrt{\bar{\alpha}_{t-1}}} \epsilon_\theta(\mathbf{x}_{t-1}, c, t - 1) + \frac{(1 - \bar{\alpha}_{t-1})\sqrt{\alpha_t}}{(1 - \bar{\alpha}_t)\sqrt{\bar{\alpha}_{t-1}}} \mathbf{x}_t + \sigma_t z \\ & - \frac{(1 - \alpha_t)}{1 - \bar{\alpha}_t} \gamma \nabla_{\tilde{\mathbf{x}}_0^t} d(g(\mathbf{x}_0|c), f_\phi(\tilde{\mathbf{x}}_0^t)) \\ = & \tilde{\mathbf{x}}_0^t - \left(\frac{\alpha_t - \bar{\alpha}_t}{1 - \bar{\alpha}_t} \tilde{\mathbf{x}}_0^t + \frac{\sqrt{1 - \bar{\alpha}_{t-1}}}{\sqrt{\bar{\alpha}_{t-1}}} \epsilon_\theta(\mathbf{x}_{t-1}, c, t - 1) - \frac{(1 - \bar{\alpha}_{t-1})\sqrt{\alpha_t}}{(1 - \bar{\alpha}_t)\sqrt{\bar{\alpha}_{t-1}}} \mathbf{x}_t - \sigma_t z \right) \\ & - \frac{(1 - \alpha_t)}{1 - \bar{\alpha}_t} \gamma \nabla_{\tilde{\mathbf{x}}_0^t} d(g(\mathbf{x}_0|c), f_\phi(\tilde{\mathbf{x}}_0^t)) \end{aligned} \quad (17)$$

with \mathbf{x}_{t-1} is obtained from Eq.16.

The Eq.17 has a very close form with a Stochastic Gradient Descent optimization with $\tilde{\mathbf{x}}_0^t$ as parameters and two gradients $\nabla_1 = \frac{\alpha_t - \bar{\alpha}_t}{1 - \bar{\alpha}_t} \tilde{\mathbf{x}}_0^t + \frac{\sqrt{1 - \bar{\alpha}_{t-1}}}{\sqrt{\bar{\alpha}_{t-1}}} \epsilon_\theta(\mathbf{x}_{t-1}, c, t - 1) - \frac{(1 - \bar{\alpha}_{t-1})\sqrt{\alpha_t}}{(1 - \bar{\alpha}_t)\sqrt{\bar{\alpha}_{t-1}}} \mathbf{x}_t - \sigma_t z$ and $\nabla_2 = \frac{(1 - \alpha_t)}{1 - \bar{\alpha}_t} \gamma \nabla_{\tilde{\mathbf{x}}_0^t} d(g(\mathbf{x}_0|c), f_\phi(\tilde{\mathbf{x}}_0^t))$. We will show that this Eq.17 has a consistent objective function. From Eq.1 and two timesteps $t_1 < t_2$, we have:

$$\mathbf{x}_{t_1} = \sqrt{\bar{\alpha}_{t_1}} \mathbf{x}_0 + \sqrt{1 - \bar{\alpha}_{t_1}} \epsilon_1 \quad (18)$$

$$\mathbf{x}_{t_2} = \sqrt{\bar{\alpha}_{t_2}} \mathbf{x}_0 + \sqrt{1 - \bar{\alpha}_{t_2}} \epsilon_2 \quad (19)$$

From \mathbf{x}_{t_1} and \mathbf{x}_{t_2} , we have the prediction of \mathbf{x}_0 at t_1 is $\mathbf{x}_0^{(t_1)}$ and t_2 is $\mathbf{x}_0^{(t_2)}$. We have:

$$\tilde{\mathbf{x}}_0^{(t_1)} = \frac{\mathbf{x}_{t_1} - \sqrt{1 - \bar{\alpha}_{t_1}} \epsilon_\theta(\mathbf{x}_{t_1}, t_1)}{\sqrt{\bar{\alpha}_{t_1}}} \quad (20)$$

$$\tilde{\mathbf{x}}_0^{(t_2)} = \frac{\mathbf{x}_{t_2} - \sqrt{1 - \bar{\alpha}_{t_2}} \epsilon_\theta(\mathbf{x}_{t_2}, t_2)}{\sqrt{\bar{\alpha}_{t_2}}} \quad (21)$$

Replace Eq.18 and 19 into Eq.20 and 21, we have:

$$\tilde{\mathbf{x}}_0^{(t_1)} = \mathbf{x}_0 + \frac{\sqrt{1 - \bar{\alpha}_{t_1}} (\epsilon_1 - \epsilon_\theta(\mathbf{x}_{t_1}, t_1))}{\sqrt{\bar{\alpha}_{t_1}}} \quad (22)$$

$$\tilde{\mathbf{x}}_0^{(t_2)} = \mathbf{x}_0 + \frac{\sqrt{1 - \bar{\alpha}_{t_2}} (\epsilon_2 - \epsilon_\theta(\mathbf{x}_{t_2}, t_2))}{\sqrt{\bar{\alpha}_{t_2}}} \quad (23)$$

From Eq.22 and 23, we have at any timestep t , the distance between $\tilde{\mathbf{x}}_0^t - \mathbf{x}_0 = \frac{\sqrt{1 - \bar{\alpha}_{t_1}} (\epsilon - \epsilon_\theta(\mathbf{x}_t, t))}{\sqrt{\bar{\alpha}_t}}$

which means $\|\tilde{\mathbf{x}}_0^t - \mathbf{x}_0\| = \frac{\sqrt{1 - \bar{\alpha}_{t_1}} \|\epsilon - \epsilon_\theta(\mathbf{x}_t, t)\|}{\sqrt{\bar{\alpha}_t}}$. Assuming that ϵ_θ is trained to converge, we assume $\|\epsilon_\theta(\mathbf{x}_{t_1}, t_1) - \epsilon_1\| \leq \|\epsilon_\theta(\mathbf{x}_{t_2}, t_2) - \epsilon_2\|$, because when image is clearer, we also expect the error should be smaller. The extreme case is $\|\epsilon_1 - \epsilon_\theta(\mathbf{x}_{t_1}, t_1)\| \approx \|\epsilon_2 - \epsilon_\theta(\mathbf{x}_{t_2}, t_2)\| \approx \Delta$. As a result $\|\tilde{\mathbf{x}}_0^{t_1} - \mathbf{x}_0\| = \frac{\sqrt{1 - \bar{\alpha}_{t_1}} \Delta}{\sqrt{\bar{\alpha}_{t_1}}}$ and $\|\tilde{\mathbf{x}}_0^{t_2} - \mathbf{x}_0\| = \frac{\sqrt{1 - \bar{\alpha}_{t_2}} \Delta}{\sqrt{\bar{\alpha}_{t_2}}}$. Since $t_1 < t_2$, $\frac{\sqrt{1 - \bar{\alpha}_{t_1}}}{\sqrt{\bar{\alpha}_{t_1}}} < \frac{\sqrt{1 - \bar{\alpha}_{t_2}}}{\sqrt{\bar{\alpha}_{t_2}}}$

which means $\|\tilde{\mathbf{x}}_0^{(t_1)} - \mathbf{x}_0\| < \|\tilde{\mathbf{x}}_0^{(t_2)} - \mathbf{x}_0\| \forall t_1 < t_2$. Which means that from T to 0, the sampling process will update $\tilde{\mathbf{x}}_0^t$ so that $\|\tilde{\mathbf{x}}_0^t - \mathbf{x}_0\| \rightarrow \min$. We have the first gradient of the Eq.17 is $\nabla_1 = \frac{\alpha_t - \bar{\alpha}_t}{1 - \bar{\alpha}_t} \tilde{\mathbf{x}}_0^t + \frac{\sqrt{1 - \bar{\alpha}_{t-1}}}{\sqrt{\bar{\alpha}_{t-1}}} \epsilon_\theta(\mathbf{x}_{t-1}, c, t - 1) - \frac{(1 - \bar{\alpha}_{t-1}) \sqrt{\bar{\alpha}_t}}{(1 - \bar{\alpha}_t) \sqrt{\bar{\alpha}_{t-1}}} \mathbf{x}_t - \sigma_t z$.

We can easily see the second gradient is the $\nabla_2 = \frac{(1 - \alpha_t)}{1 - \bar{\alpha}_t} \gamma \nabla_{\tilde{\mathbf{x}}_0^t} d(g(\mathbf{x}_0|c), f_\phi(\tilde{\mathbf{x}}_0^t))$ to minimize the distance $d(g(\mathbf{x}_0|c), f_\phi(\tilde{\mathbf{x}}_0^t))$.

Thus, we can conclude that the sampling process as Eq.11 is a process of Stochastic Gradient Descent to optimize two objectives. The first objective is $\min_{\tilde{\mathbf{x}}_0^t} \|\tilde{\mathbf{x}}_0^t - \mathbf{x}_0\|$ and the second objective is $\min_{\tilde{\mathbf{x}}_0^t} d(g(\mathbf{x}_0|c), f_\phi(\tilde{\mathbf{x}}_0^t))$.

Full derivation of Eq.6: Eq.6 can be fully derived as below:

$$\begin{aligned} \mathbf{x}_{t-1} &= \frac{1}{\sqrt{\alpha_t}} \mathbf{x}_t - \frac{1 - \alpha_t}{\sqrt{1 - \bar{\alpha}_t}} \epsilon_\theta(\mathbf{x}_t, t) + \sigma_t z \\ &= \left(\frac{1 - \alpha_t}{(1 - \bar{\alpha}) \sqrt{\alpha_t}} \mathbf{x}_t + \frac{(1 - \bar{\alpha}_{t-1}) \sqrt{\alpha_t}}{1 - \bar{\alpha}_t} \mathbf{x}_t \right) - \frac{1 - \alpha_t}{\sqrt{1 - \bar{\alpha}_t}} \epsilon_\theta(\mathbf{x}_t, t) + \sigma_t z \\ &= \frac{1 - \alpha_t}{1 - \bar{\alpha}_t} \left(\frac{\mathbf{x}_t}{\sqrt{\alpha_t}} - \frac{\sqrt{1 - \bar{\alpha}_t}}{\sqrt{\alpha_t}} \epsilon_\theta(\mathbf{x}_t, t) \right) + \frac{(1 - \bar{\alpha}_{t-1}) \sqrt{\alpha_t}}{1 - \bar{\alpha}_t} \mathbf{x}_t + \sigma_t z \\ &= \frac{(1 - \alpha_t) \sqrt{\bar{\alpha}_{t-1}}}{1 - \bar{\alpha}_t} \left(\frac{\mathbf{x}_t}{\sqrt{\bar{\alpha}_t}} - \frac{\sqrt{1 - \bar{\alpha}_t} \epsilon_\theta(\mathbf{x}_t, t)}{\sqrt{\bar{\alpha}_t}} \right) + \frac{(1 - \bar{\alpha}_{t-1}) \sqrt{\alpha_t}}{1 - \bar{\alpha}_t} \mathbf{x}_t + \sigma_t z \end{aligned} \quad (24)$$

E $\tilde{\mathbf{x}}_0$ DISTRIBUTION

Figure 6 shows the difference in the distributions of $\tilde{\mathbf{x}}_0^t$ at different timesteps.


F CLASSIFIER GUIDANCE DIVERSITY SUPPRESSION

Similar to Dinh et al. (2023b), we reproduce the diversity suppression of classifier guidance as in Figure 8, 9 and 10.

G MORE QUALITATIVE RESULTS COMPARISON FOR REPG


Figure 11, 12, 13 and 14 shows more examples of how RepG can help to fix details in the generated images

810
811
812
813
814
815
816
817
818
819



820 Figure 6: Visualization of $\tilde{\mathbf{x}}_0^t$ at different timesteps. $\tilde{\mathbf{x}}_0^t$ has different distributions when t varies. The
821 earlier timesteps have less information, while the later stage has clearer views of the images.
822

823
824
825
826
827
828
829
830
831
832
833
834
835
836
837
838
839
840
841
842
843
844
845
846
847
848
849



850 Figure 7: RepG edit details in the image while Classifier Guidance (CLSG) generates another image
851 with a good discriminative feature. However, sometimes, the over-exploiting of discriminative features
852 results in the lack of robustness features in the output.

853 H MORE SAMPLES WITH REPG

854 Figure 15 shows several samples by DiT combined with RepG.
855
856
857
858
859
860
861
862
863

864
865
866
867
868
869
870
871
872
873
874
875
876
877
878
879
880
881
882
883
884
885
886
887
888
889
890
891
892
893
894
895
896
897
898
899
900
901
902
903
904
905
906
907
908
909
910
911
912
913
914
915
916
917



Figure 8: Classifier guidance utilizes the same style to repeat features to all generated images. This is due to the overexploitation of discriminative features (front-face features) reducing the diversity of the diffusion model



Figure 9: Classifier guidance utilizes the same style to repeat features to all generated images. This is due to the overexploitation of discriminative features (front-face features) reducing the diversity of the diffusion model

918
 919
 920
 921
 922
 923
 924
 925
 926
 927
 928
 929
 930
 931
 932
 933
 934
 935
 936
 937
 938
 939
 940
 941
 942
 943
 944
 945
 946
 947
 948
 949
 950
 951
 952
 953
 954
 955
 956
 957
 958
 959
 960
 961
 962
 963
 964
 965
 966
 967
 968
 969
 970
 971



Figure 10: Classifier guidance utilizes the same style to repeat features to all generated images. This is due to the overexploitation of discriminative features (lie-in-bed features) reducing the diversity of the diffusion model



Figure 11: ImageNet256x256/class: tiger shark. The images on the left, shown before the arrow, are the erroneous outputs generated by ADM, while the images on the right, after the arrow, depict the corrections made using RepG. The examples show that RepG can improve the details and fix the erroneous features.

972
973
974
975
976
977
978
979
980
981
982
983
984
985
986
987
988
989
990



991
992
993
994
995
996
997
998
999
1000

Figure 12: *ImageNet256x256/class: green lizard*. The images on the left, shown before the arrow, are the erroneous outputs generated by ADM, while the images on the right, after the arrow, depict the corrections made using RepG. The examples show that RepG can improve details/background, remove unnecessary features and fix erroneous features.

1001
1002
1003
1004
1005
1006
1007
1008
1009
1010
1011
1012
1013
1014
1015
1016
1017



1018
1019
1020
1021
1022
1023
1024
1025

Figure 13: *ImageNet256x256/class: crane*. The images on the left, shown before the arrow, are the erroneous outputs generated by ADM, while the images on the right, after the arrow, depict the corrections made using RepG. The examples show that RepG can upgrade details, modify faulty features.

1026
1027
1028
1029
1030
1031
1032
1033
1034
1035
1036
1037
1038
1039
1040
1041
1042
1043
1044
1045
1046
1047
1048
1049
1050
1051
1052
1053
1054
1055
1056
1057
1058
1059
1060
1061
1062
1063
1064
1065
1066
1067
1068
1069
1070
1071
1072
1073
1074
1075
1076
1077
1078
1079



Figure 14: *ImageNet256x256/class: English springer*. The images on the left, shown before the arrow, are the erroneous outputs generated by ADM, while the images on the right, after the arrow, depict the corrections made using RepG. The examples show that RepG can improve details/background, remove unnecessary features and fix erroneous features.

1080
1081
1082
1083
1084
1085
1086
1087
1088
1089
1090
1091
1092
1093
1094
1095
1096
1097
1098
1099
1100
1101
1102
1103
1104
1105
1106
1107
1108
1109
1110
1111
1112
1113
1114
1115
1116
1117
1118
1119
1120
1121
1122
1123
1124
1125
1126
1127
1128
1129
1130
1131
1132
1133



Figure 15: Sampling by DiT with RepG for several classes.