
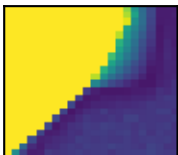



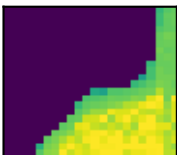
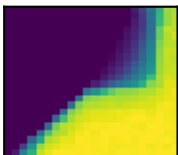


1 Hidden  
Layer2 Hidden  
Layers3 Hidden  
Layers $\mu$   
MSE $\Lambda^{-\frac{1}{2}}$   
MSE $\int \|\nabla \mu\|^2$  $\int \|\nabla \Lambda\|^2 \gamma$ 