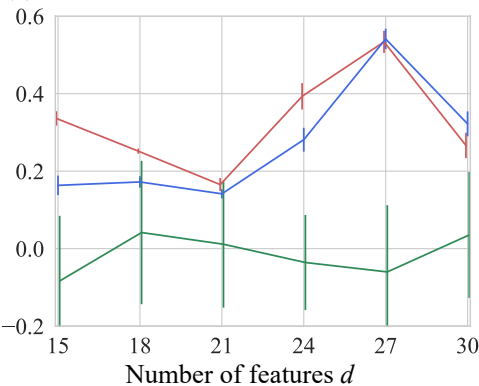
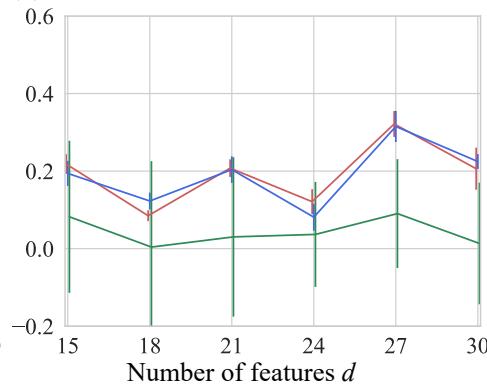


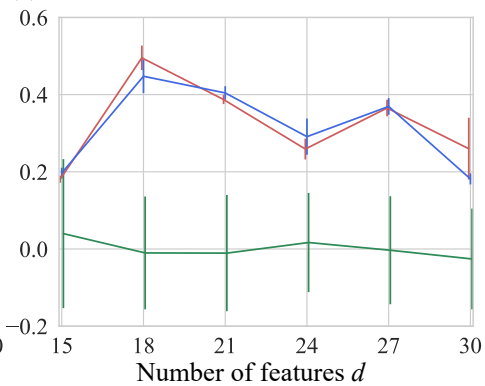
(a) Relative difference between  $|\overline{\mathbf{W}}_{\mathbf{r}}^1|$  and  $|\mathbf{W}_{-\mathbf{r}}^1|$



(b) Relative difference between  $|\overline{\mathbf{W}}_{\Delta}^1|$  and  $|\mathbf{W}_{-\Delta}^1|$



(c) Relative difference between  $|\overline{\mathbf{W}}_{\mathbf{r}}^1|$  and  $|\mathbf{W}_{-\mathbf{r}}^1|$



(d) Test PEHE

