



Instructions

Task: you will see an input image and an output image that has multiple edits applied to it. Your task is to write an edit summary.

Edit summary: summarize the overall difference between images in **one short sentence**.

- Use proper grammar and avoid spelling mistakes.
- You can group up or omit differences in **Edit summary**, but make sure it is still an accurate **summary**
- Make sure that the words like "added", "replaced", "removed" are used appropriately.
- **Do NOT** start the sentences with "The difference is" or "There is" etc.
- **Do NOT** refer to and compare the images as "The left/right image" or "The first/second image"

Example 1


original	edited
	

Edit summary: The avocados are replaced with a pineapple, a banana and rubber gloves.



Edit summary: Some slices of cheese and tomato are replaced with strawberries and various other objects.

3



Edit summary: The image is noisy and balloons are replaced with a mug, a candle and a cat.

4

original



edited



Edit summary: The mugs are slightly different and there are chopsticks piercing one of them.