

Gradient-guided discrete walk-jump sampling for biological sequence generation

Anonymous authors

Paper under double-blind review

Abstract

In this work, we propose gradient-guided discrete walk-jump sampling (gg-dWJS), a novel discrete sequence generation method for biological sequence optimization. Leveraging gradient guidance in the noisy manifold, we sample from the smoothed data manifold by applying discretized Markov chain Monte Carlo (MCMC) using a denoising model with the gradient-guidance from a discriminative model. This is followed by jumping to the discrete data manifold using a conditional one-step denoising. We showcase our method in two different modalities: discrete image and antibody sequence generation tasks in the single objective and multi-objective setting. Through evaluation on these tasks, we show that our method generates high-quality samples that are well-optimized for specific tasks.

1 Introduction

Biological sequences like antibody sequences is critical for a broad range of problems involving diverse practical applications, from molecular imaging of cancer (Wu, 2014) to immunotherapy of cancer and viral diseases (Hudson & Souriau, 2003; Lu et al., 2020). The optimization is challenging: the protein sequence has an enormous state space with high-entropy variable regions. Experimental validation, on the other hand, is both time-consuming and expensive. Generally, the engineering process begins with *in vitro* experiments to determine aspects of interest such as humanization, specificity (Makowski et al., 2022), efficacy, and pharmacokinetic properties, followed by mutation to the samples for improved properties.

Ab initio sequence generation is a fascinating direction for generating novel biological sequences given prior samples. Using a generative model, these methods attempt to generate sequences that are similar to prior data. We can roughly divide these models into two groups: autoregressive models (Wang et al., 2022; Jain et al., 2022) and denoising models (Luo et al., 2022; Gruver et al., 2023). Albeit compelling, both come with their drawbacks. On one hand, autoregressive models suffer from error accumulation and even scalability in the case of reward distribution fitting (e.g., Jain et al. (2022)). On the other hand, denoising models require intricate noise scheduling, making the real discovery task difficult.

To combat the inefficiency of the autoregressive and denoising models, discrete walk-jump sampling (dWJS) (Frey et al., 2024) recently proposed sampling antibody sequences by walking on noisy manifolds, followed by denoising jumping to the discrete data manifold. While dWJS benefits from sampling from noisy manifolds for discrete sequence generation, its only objective is to sample from the data distribution, leading to sequences that are not necessarily optimized for a chosen attribute. However, in a real-world antibody optimization setting, we are interested in sequences that are not only antibody-like but also attribute-optimized.

Instead of focusing on a single attribute, multi-objective optimization is important for biological sequence design. For example, therapeutic antibodies must meet numerous criteria at the same time, such as binding affinity, specificity, stability, and manufacturability. Traditional single-objective optimization can produce sequences that excel in one attribute but fail in others. By including multi-objective optimization in the generative process, we can balance competing objectives and build sequences that match all of the criteria. This method assures that the antibodies produced are not only effective, but also practical for real-world use.

A simple but effective way of optimizing properties in a generative model is to train a discriminative model and use its gradient to guide the sampling process towards a high-fitness region. While this approach is simpler in continuous settings, enabling direct optimization in the antibody structure space, it still requires consideration of the amino acid sequence for actual synthesis, necessitating inverse-folding (Dauparas et al., 2022) of structures. However, the optimized structure does not guarantee a realizable sequence, and even if the sequence exists, there is no assurance of inverse-folding it, motivating the need for direct optimization in discrete sequence space. In a discrete setting such as antibody sequence generation, gradient guidance is difficult. The sampling step in dWJS, thankfully, takes place in the smoothed data manifold, which lets these discriminative models provide gradient guidance.

In this work, we present gradient-guided discrete walk-jump sampling (gg-dWJS), a novel approach for *ab initio* sequence generation, building on (Frey et al., 2024), as shown in Figure 1. To improve the likelihood of a sequence attribute, gg-dWJS learns a denoising and discriminative model on the noisy data manifold and then **walks** on the noisy data manifold using discretized Langevin MCMC with **gradient guidance**. Finally, using the model pair, our method performs one-step conditional denoising to **jump** back to the true data manifold. We present our approach in two modalities. First, we showcase our approach in discrete image domain in Section 5. Next, in Section 6, we detail our approach in antibody sequence generation with two examples: single objective optimization and multi objective optimization with preference conditioning.

To summarize, the contributions of this work are:

- We propose gg-dWJS, a novel algorithm based on dWJS for target optimization using a noised discriminator model.
- Using preference conditioning, we formalize our method for use in a multi-objective optimization setting.
- We evaluate our method on discretized image and antibody sequence generation tasks, showing that our method generates high-quality samples with optimized attributes.

2 Preliminary

2.1 Neural empirical Bayes (NEB)

By combining kernel density estimation and empirical Bayes, NEB (Saremi & Hyvärinen, 2019) provides a denoising method to recover X for a smoothed random variable $Y = X + \mathcal{N}(0, \sigma^2 I_d)$ such that $X \rightarrow Y$ using the gradient log density of Y . Formally, to retrieve $Y \rightarrow X$, given $Y=y$, we can get the least square estimator of $X = \hat{x}$ according to Robbins (1992); Miyasawa et al. (1961)–

$$\hat{x} = y + \sigma^2 \nabla \log p(y) \tag{1}$$

Where $\nabla \log p(y)$ is known as the *score function* (Hyvärinen & Dayan, 2005) which is the gradient of log density in the smoothed function $p(y) = \int p(y|x)p(x)dx$.

2.2 Discrete walk-jump sampling (dWJS)

Building on the NEB, dWJS learns the score function on the noisy data manifold parameterized as $g_\phi : \mathbb{R}^d \rightarrow \mathbb{R}^d$. Hence, equation 1 now looks like the following:

$$\hat{x} = y + \sigma^2 g_\phi(y) \tag{2}$$

We can learn the parameter ϕ by performing stochastic gradient descent on the following loss function to denoise y in noisy data manifold to x in discrete data manifold .

$$\mathcal{L}(\phi) = \mathbb{E}_{x \sim p(x), y \sim p(y|x)} \|x - \hat{x}_\phi(y)\|^2 \tag{3}$$

To sample discrete under this formulation, we perform Langevin MCMC using g_ϕ on the noisy data manifold, returning to the true data manifold using equation 2.

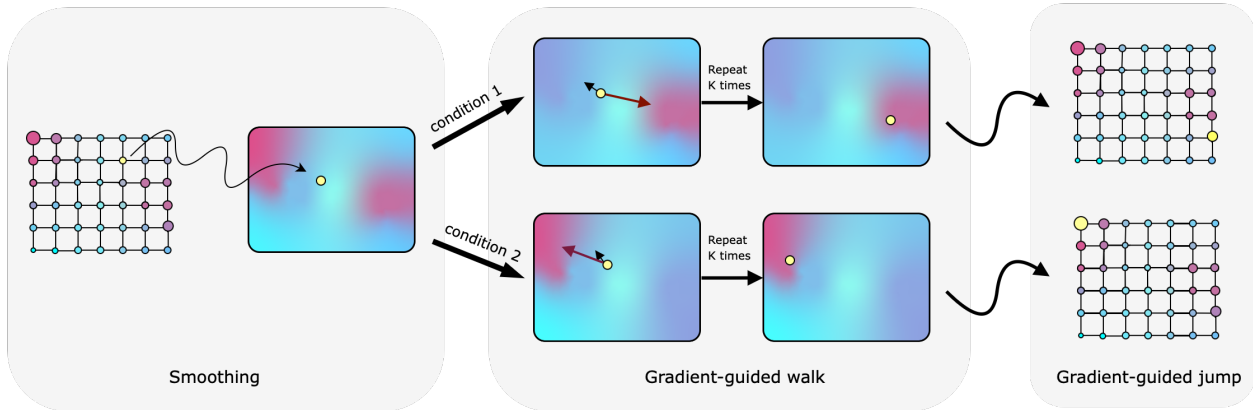


Figure 1: Gradient-guided discrete walk-jump sampling process. We begin the sampling process by smoothing some discrete seed. Next, we conduct the gradient-guided walk process by combining denoising gradient with the discriminator gradient. Finally, we perform gradient-guided jump to return to the discrete data manifold. Here, purple tint represents higher data density and larger circle represents higher data distribution.

2.3 Multi-objective optimization

Multi-objective optimization (MOO) refers to discovering a set of candidates $x^* \in \mathcal{X}$ such that for d different objectives $R(x) = [R_1(x), R_2(x), \dots, R_d(x)]$, it maximizes them simultaneously, i.e.,

$$R(x^*) = \max_{x \in \mathcal{X}} R(x)$$

If the objectives are in tension with one another, there is no x^* that simultaneously maximizes all objectives. This leads to the *Pareto optimality* in MOO, ensuring optimal trade-off among objectives. In this formulation, for a candidate x_1 to *dominate* x_2 , written as $x_1 \succ x_2$,

$$x_1 \succ x_2 \iff R_i(x_1) \geq R_i(x_2) \forall i \in \{1, \dots, d\} \wedge R_j(x_1) > R_j(x_2) \exists j \in \{1, \dots, d\}.$$

Finally,

$$x^* \text{ is Pareto-optimal } \iff x_i \not\succeq x^* \forall i \in \{1, \dots, d\}$$

Pareto set constitutes the Pareto-optimal candidates, and *Pareto front* defines their images in the objective space. A popular method to tackle MOO is *Scalarization*, which decomposes the MOO problem into a single-objective problem. In this method, we assign convex weight w_i to each objective $R_i(x)$ such that $w_i > 0$ and $\sum_{i=1}^d w_i = 1$. Using the weights, we can derive a single-objective formulation, i.e., $\max_{x \in \mathcal{X}} R(x|w)$, where $R(x|w)$ is the *scalarization function*. A widely used scalarization function is *weighted-sum scalarization* (Ehrgott, 2005; Miettinen, 1999), where $R(x, w) = \sum_{i=1}^d w_i R_i(x)$. Using this formulation, we can represent the MOO problem as a family of subproblems, each defined by a different *preference vector* w . Under certain assumptions, the solutions to these problems are the Pareto optimal candidates for the preference vector w .

3 Gradient-guided discrete walk-jump sampling

gg-dWJS augments dWJS by learning a discriminator model $P(C|Y)$ (**Step A**) on the noisy data Y given the true data X and its label C . Next, we train the score model g_ϕ on the noisy data Y (**Step B**). Later, we utilize the discriminator’s gradient to guide the Langevin MCMC walk (**Step C**). Finally, we jump from the noisy data manifold to the true discrete data manifold using the gradient guidance (**Step D**).

3.1 Step A: Learning a noisy discriminator model

Given the true data X and its label C , we smooth X by adding Gaussian noise, obtaining $Y = X + \mathcal{N}(0, \sigma^2 I_d)$. Next, we learn the discriminator model $\log P(C|Y)$ by parameterizing it with $f_\theta(Y)$. Note that C can be

both categorical and continuous. In our work, we parameterize $f_\theta(y)$ to return logits over the labels given y . So, $f_\theta(y, c)$ refers to logit for a given label c .

3.2 Step B: Learning a noisy score model

We learn the score model on the noisy data Y , parameterizing it with g_ϕ . We learn the model by minimizing the loss \mathcal{L} from equation 3.

3.3 Step C: Gradient guided walk

We start by sampling random discrete data $y_0 \sim \mathcal{U}_d$. Langevin MCMC (Sachs et al., 2017) uses the gradient of log density to guide the sampling process by providing information about the structure of the target distribution. In our method, we perform discretized Langevin MCMC on y with gradient guidance from both score function $g_\phi(y)$ and discriminator $f_\theta(y)$. Formally, we use

$$g_\phi(y_k) + \nabla_Y f_\theta(y_k, c)$$

to perform MCMC for K steps given y_k and label c at the k_{th} step. Intuitively, one can see this as performing a gradient ascent on the label c 's probability with respect to the input y_k to find the local maxima while walking towards the smoothed data density with $g_\phi(y_k)$. We summarize the process in algorithm 1.

Algorithm 1 gradient-guided discrete walk-jump sampling

Input:

c : targetted label

δ : step size

u : inverse mass

γ : friction

λ : relative gradient-guidance strength

K : number of steps taken

$g_\phi \approx \nabla \log p(y)$: learnt score function

$f_\theta \approx \log p(c|y)$: learnt discriminator model

$y_0 \sim \mathcal{N}(0, \sigma^2 I_d) + \mathcal{U}_d(0, 1)$

$v_0 \leftarrow 0$

for $k = 0, \dots, K - 1$;

// gradient-guided walk

do

$y_{k+1} \leftarrow y_k + \frac{\sigma}{2} v_k$

$s_{k+1} \leftarrow g_\phi(y_{k+1})$;

// score of y_{k+1}

$d_{k+1} \leftarrow \nabla f_\theta(y_{k+1}, c)$;

// discriminator gradient guidance

$g_{k+1} \leftarrow s_{k+1} + \lambda d_{k+1}$

$v_{k+1} \leftarrow v_k + \frac{u\delta}{2} g_{k+1}$

$\epsilon \sim \mathcal{N}(0, I_d)$

$v_{k+1} \leftarrow e^{-\gamma\delta} v_{k+1} + \frac{u\delta}{2} g_{k+1} + \sqrt{u(1 - e^{-2\gamma\delta})} \epsilon$

$y_{k+1} \leftarrow y_{k+1} + \frac{\delta}{2} v_{k+1}$

$\hat{x}_K \leftarrow y_K + \sigma^2 g_\phi(y_K) + \sigma^2 \nabla f_\theta(y_K, c)$;

// gradient-guided jump

3.4 Step D: Gradient guided jump

After the K steps of walking, we jump from the noisy data manifold to the clear discrete data using the gradient guidance and score model given smoothed data y_k and label c . From NEB, given a smoothed input y , we can jump back to \hat{x} using the equation 1. Without loss of generality, we can extend that, for a

conditional variable c and $y \sim p(y|c)$,

$$\begin{aligned}\hat{x} &= y + \sigma^2 \nabla_y \log p(y|c) \\ &= y + \sigma^2 \nabla_y \log p(c|y) + \sigma^2 \nabla_y \log p(y) - \sigma^2 \nabla_y \log p(c) \\ &= y + \sigma^2 \nabla_y \log p(c|y) + \sigma^2 \nabla_y \log p(y) \\ &\approx y + \sigma^2 \nabla_y f_\theta(y, c) + \sigma^2 g_\phi(y)\end{aligned}$$

Therefore, according to the above demonstration, we perform a one-step denoising to return to the true discrete data manifold using f_θ and g_ϕ from steps A & B.

4 Multi-objective optimization with gg-dWJS

Given the added conditioning capability, we can now proceed to add the formulation for preference conditioning to our method. In the case of preference conditioning, since $\sum_{i=1}^d w_i = 1$, optimizing a single objective $R(x, w) = \sum_{i=1}^d w_i R_i(x)$ refers to a single point in the pareto front. This means that if we have a generative model that is controllable based on the preference vector $w = \{w_1, w_2, \dots, w_d\}$, we can generate the solutions to the sub-problems, thereby constructing the pareto front.

A naive approach for controllable generation with preference conditioning is to simply train d noisy objective function models $f_i(y, w) \approx w R_i(y)$ and use d gradients to guide the generative process, i.e.,

$$g = g_\phi(y) + \nabla_y f_{1,\theta}(y, w_1) + \nabla_y f_{2,\theta}(y, w_2) + \dots + \nabla_y f_{d,\theta}(y, w_d) \quad (4)$$

However, this approach requires us to train d discriminator models. Instead, we can approximate the combined discriminator and use its gradient in the following way:

$$\begin{aligned}g &= g_\phi(y) + \nabla_y f_{1,\theta}(y, w_1) + \nabla_y f_{2,\theta}(y, w_2) + \dots + \nabla_y f_{d,\theta}(y, w_d) \\ &= g_\phi(y) + \nabla_y w_1 R_1(y) + \nabla_y w_2 R_2(y) + \dots + \nabla_y w_d R_d(y) \\ &= g_\phi(y) + \nabla_y (w_1 R_1(y) + w_2 R_2(y) + \dots + w_d R_d(y)) \\ &= g_\phi(y) + \nabla_y f_\theta(y, w)\end{aligned}$$

Here, $f_\theta(y, w) \approx w_1 R_1(y) + w_2 R_2(y) + \dots + w_d R_d(y)$ is the preference-conditioned single-objective function. By learning this function approximation, we can have two benefits: (a) we need only one discriminator training, and (b) we can generalize to different preference w not seen in training by taking advantage of the shared structure in the noisy manifold. Training the preference-conditioned discriminator model is simple: we can sample from a preference distribution $p(w)$ during training, use w to encode multiple objectives to a single-objective function, and learn a function approximator f_θ .¹

5 Experiment on discrete image generation ($|\mathcal{X}| \approx 10^{236}$)

To validate our method, we compare it against dWJS for the binarized static MNIST image generation task (Salakhutdinov & Murray, 2008; Larochelle & Bengio, 2008). The high-dimensionality of this task ($28 \times 28 \times 2$) makes it an attractive one to validate our approach. For this task, two questions interest us.

- *Does gradient guidance enable more realistic generation than denoising walk?*
- *Can gg-dWJS generate conditionally, i.e., can we generate binarized MNIST images with a specific label (say, 0)?*

Table 1: Experiment results for binarized static MNIST image generation. Here, we calculate FID on the test data. Note that by binarizing MNIST images, we lose important pixel information, contributing to the high FID.

Method	FID ↓
dWJS	54.62
dWJS w/o denoising walk w/ gradient guidance	89.42
gg-dWJS	51.88

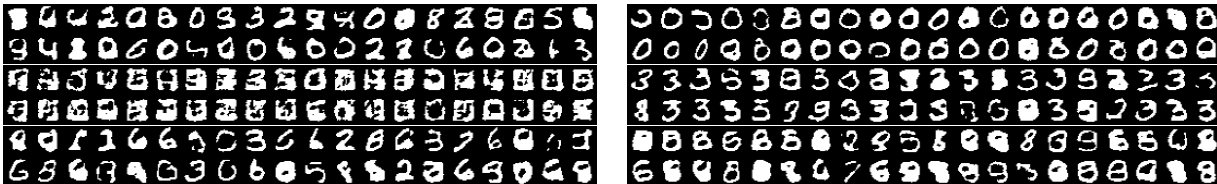


Figure 2: Comparison of binarized MNIST samples generated by different dWJS methods. *Left*: from top to bottom: dWJS, gg-dWJS w/o denoising gradient, gg-dWJS. *Right*: from top to bottom: gg-dWJS generated samples with label 0, 3, and 8.

In figure 2, we show the results of our experiment. On the left, we compare the samples generated by dWJS, gg-dWJS without denoising walk, and gg-dWJS. The samples show that gg-dWJS produces the most realistic and diverse samples, which is further affirmed by the lowest Fréchet inception distance (FID) (Heusel et al., 2017) in table 1. Besides, we experiment with performing the walk step using only gradient-guidance, but we find that it cannot generate high-quality samples. On the right, we show the samples of labels 0, 3, and 8 produced by gg-dWJS. They showcase the method’s ability to conditionally generate samples. We report the details related to this experiment in appendix A.

6 Experiment on antibody sequence optimization

6.1 Paired chain antibody sequence generation ($|\mathcal{X}| \approx 10^{393}$)

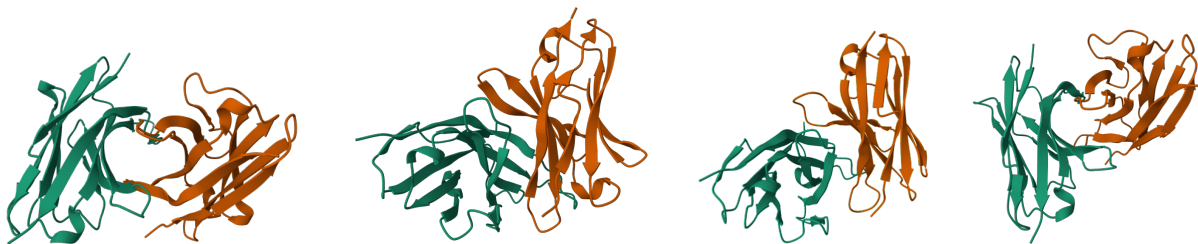


Figure 3: Visualization of generated heavy and light chain sequences using gg-dWJS optimized for instability index. We use IgFold (Ruffolo et al., 2023) for sequence folding and Mol* viewer (Sehna et al., 2021) for visualization.

Now, we turn our attention to antibody sequence generation. Following Frey et al. (2024); Gruver et al. (2023), we represent antibody sequences as $x = (x_1, \dots, x_d)$, where $x_i \in 1, \dots, 21$ refers to the 20 amino acid (AA) type, augmented by the gap token ‘-’. We use the $\sim 1.3\text{M}$ sequences provided by Frey et al. (2024). These sequences are from observed antibody space (OAS) database, aligned according to the AHO number scheme (Honegger & PluÈckthun, 2001) using the ANARCI package (Dunbar & Deane, 2016). The gapped

¹Training and evaluation code, training data, and model checkpoints are available at <https://anonymous.4open.science/r/gg-dWJS/>.

Table 2: Statistics of the attribute of the paired OAS dataset.

	min	mean	median	max
Instability index	12.687	40.400	40.618	68.230
% Beta sheets	0.314	0.378	0.377	0.455

heavy and light chain lengths are respectively 149 and 148, making the total dimension $(149 + 148) \times 21$. For the optimization task, we experiment on two simple single-objective tasks: the percentage of beta sheets and the protein instability index (Guruprasad et al., 1990). For each task, we train a smoothed predictor on the antibody sequences and use its gradient guidance to optimize the single objective.

Table 3: Experiment results for antibody sequence generation for single-objective optimization task. The results show that gg-dWJS-generated sequences are better optimized and of higher quality.

Method	DCS \uparrow	Instability index \downarrow	% Beta sheets \uparrow
dWJS	0.49 ± 0.30	34.14 ± 6.38	0.393 ± 0.02
gg-dWJS w/ Beta sheet discriminator	0.51 ± 0.28	35.92 ± 6.25	0.408 ± 0.02
gg-dWJS w/ Instability discriminator	0.56 ± 0.27	31.32 ± 5.21	0.402 ± 0.023
VDM	0.34 ± 0.31	39.50 ± 6.79	0.37 ± 0.02
IgLM	0.19 ± 0.29	38.84 ± 6.18	0.37 ± 0.02
GPT-4o	0.31 ± 0.30	42.63 ± 2.47	0.37 ± 0.01
GFlowNets	0.0 ± 0.0	39.04 ± 1.04	N/A

Results We compare gg-dWJS with dWJS, a latent diffusion method generalized for discrete sequences (Kingma et al., 2021, variational diffusion models (VDM)), a transformer-based language model trained for antibody sequence design (Shuai et al., 2023, IgLM), a pre-trained large language model (LLM) (GPT-4o), and a probabilistic method for discrete sequence generation (Bengio et al., 2023; Jain et al., 2022, generative flow networks (GFlowNets)).

We report the results of our experiments in table 3. Specifically, we report the distributional conformity score (DCS), percentage of beta sheets, and instability index for samples generated by dWJS and gg-dWJS with the two discriminators.² The results show that our method achieves the best DCS score among all the baselines, showing its capability of generating sequences of high Ab likeness. It is worth noting that we also train the VDM from the same data, but its DCS score is not as high. Besides, our method with a instability index and beta sheet percentage discriminator achieves the best instability index and beta sheet percentage of all methods, respectively. Surprisingly, for the beta sheet percentage counterpart, many other methods come close, but they cannot generate sequences with good ab likeness, as evident by their low DCS. The result shows that not only does gg-dWJS generate antibody sequences that are better optimized for their respective objectives, but it also produces sequences of higher quality overall. Details of this experiment are in appendix B

6.2 Antibody CDR H3 design ($|\mathcal{X}| \approx 10^{13}$)

Now we consider the task of generating CDR mutants on a hu4D5 antibody mutant dataset (Mason et al., 2021). After de-duplication and removal of multi-label samples, this dataset contains 9k binding and 25k non-binding hu4D5 CDR mutants up to 10 mutations. To classify the generated samples, we train a binary classifier that achieves 85% accuracy on a IID validation set. For this task, we generate 1000 samples from each baseline, classify the samples using our trained classifier, and report the binding probability.

Results In table 4, we report the results of the comparison of our method with baselines such as dWJS, GFlowNets, VDM, and GPT-4o. Here, mean binding probability p_{bind} indicates different methods’ ability to

²Because of the unavailability of the open-source implementation of DCS by Frey et al. (2024), we implement the metric following the provided algorithm, which produces the same result for dWJS (0.49) reported by the authors.

Table 4: Experiment results for antibody sequence generation for single-task optimization task. The results show that gg-dWJS-generated sequences are better optimized and of higher quality.

Method	p_{bind}	Unique	E_{dist}
gg-dWJS w/ binders only	0.93 ± 0.15	0.98	5.47 ± 1.35
dWJS w/ binders only	0.87 ± 0.20	0.99	5.98 ± 1.37
gg-dWJS	0.78 ± 0.33	1	6.30 ± 1.42
dWJS	0.53 ± 0.39	1	7.19 ± 1.34
VDM	0.33 ± 0.35	1	7.58 ± 1.19
GPT-4o	0.57 ± 0.36	1	7.42 ± 1.57
GFlowNets	0.32 ± 0.28	1	9.16 ± 0.78

generate binders. Mean uniqueness and pairwise edit distance E_{dist} indicate the diversity of the sequences. Following Frey et al. (2024), we train our method only on the 9k binders and see a small p_{bind} improvement (0.93) over the base method (0.87). However, this is not ideal because we are not using the full sequence data. Therefore, we train all the baselines on the entire dataset. The results indicate that our method can utilize the sequence data to achieve good diversity (6.3) while having a modest p_{bind} (0.78). Interestingly, GPT-4o achieves a comparable result to dWJS, while comfortably surpassing VDM and GFlowNets. Besides, GFlowNets (top 100) achieves the best diversity with a poor p_{bind} . Compared to the methods mentioned above, our method maintains a good balance of diversity and binding probability.

6.3 Antibody sequence multi-objective optimization

The main goal of this experiment is to showcase the capability of gg-dWJS to generate samples with preference conditioning. Towards that vision, we choose instability index and beta sheet percentage as the attributes to perform preference conditioning and train the preference-conditioned discriminator $f_{\theta}(y, w)$ such that $w = \{w_1, 1 - w_1\}$ where $p(w_1) \sim \mathcal{U}(1)$. Followed by a scalar normalization of the attributes, we perform a weighted-sum scalarization to decompose the attributes into a single attribute. Subsequently, using the three different preference vectors $w \in \{[0, 1], [1, 0], [0.5, 0.5]\}$, we generate 1k samples. Figure 5 shows the distribution of the attributes of the generated samples, showing that samples with different preference-conditioning indeed fall into a distinct distribution. Besides, the generated samples exhibit good diversity, as shown in table 5. Finally, in figure 4, we show a pareto front for the generated samples, showcasing our method’s ability to perform in a multi-objective setting.

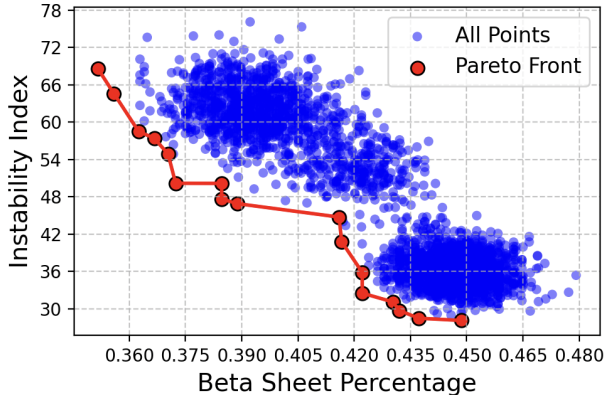


Figure 4: Pareto front of the samples generated using three preference weights with gg-dWJS.

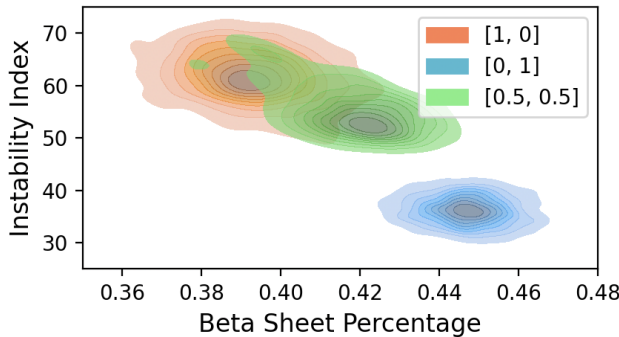


Figure 5: Distribution of the generated samples with our method for three preferences.

	$E_{dist} \uparrow$	DCS \uparrow
[1, 0]	41.03 ± 13.26	0.29 ± 0.13
[0, 1]	21.27 ± 5.5	0.05 ± 0.13
[0.5, 0.5]	51.16 ± 31.79	0.10 ± 0.08

Table 5: Experiment results for preference conditioning with gg-dWJS for antibody sequence optimization for three different preferences. The results show that samples generated with preference conditioning using gg-dWJS are diverse.

6.4 Effect of λ

To understand the effect of the relative gradient-guidance strength λ , we run the antibody sequence optimization with the instability index discriminator guidance for $\lambda \in \{10^0, 10^1, 10^2, 10^3\}$ while keeping K fixed at 40. Figure 6 shows the result of our experiment, showing that optimization and diversity are in tension—greater optimization leads to sampling from a smaller region of the sampling space. Similarly, we can see that higher guidance strength only leads to improvement in DCS up to a certain extent, after which the DCS reduces.

Table 6: Ablation results on λ for antibody sequence optimization task. The results show that while higher gradient-guidance strength leads to better optimization, it also leads to less diversity and data fidelity.

λ	Instability index \downarrow	DCS \downarrow	$E_{dist} \uparrow$
10^0	31.32 ± 5.20	0.56 ± 0.27	89.07 ± 26.80
10^1	26.29 ± 4.04	0.57 ± 0.27	75.90 ± 29.89
10^2	22.16 ± 3.63	0.58 ± 0.27	34.04 ± 24.11
10^3	16.43 ± 3.42	0.51 ± 0.28	28.79 ± 9.79

7 Related Work

7.1 Discrete generative models

A large class of discrete generative models consist of autoregressive models (i.e., language models). Among many others, Austin et al. (2021) learns the posterior alphabet distribution over the prior generated data by learning the bidirectional context in a language model. Recent works such as Generative Flow Networks (GFlowNets) (Bengio et al., 2023; 2021) model the flow as a DAG, and learn to sample directly proportional to a given reward function. Zhang et al. (2022) uses this idea to train and sample from an energy based model (EBM) (LeCun et al., 2006) using contrastive divergence (Carreira-Perpinan & Hinton, 2005). Besides, Grathwohl et al. (2021) improves the sampling process by leveraging local gradients using a Gibbs sampler (George & McCulloch, 1993; Gelfand, 2000).

Another way to generate data is through denoising models (Ho et al., 2020; Song & Ermon, 2020; Song et al., 2021). These models learn the gradient log density of the data and generate continuous data from the perturbed data distribution. Thus, they are faster and more efficient than autoregressive models. Of course, one cannot simply apply the denoising gradient to the discrete data distribution because the gradients are not defined there. Many promising works attempt to remedy this by proposing different techniques. Chen et al. (2023) simply transforms the discrete data into analogue bits, learns the denoising gradient, and applies thresholding to return the categorical data. Sun et al. (2023) applies denoising via a continuous-

time Markov chain to the categorical data using a stochastic jump process. Frey et al. (2024) leverages the gradient information in the smoothed data manifold and jumps to the true data manifold using NEB.

7.2 Protein sequence optimization

With the advancement of language models, many recent works (Madani et al., 2020; Nijkamp et al., 2023; Ferruz et al., 2022) propose language models pre-trained on protein data to generate protein sequences, often for tasks such as structure prediction (Lin et al., 2023). These protein language models have also been adopted for antibody generation tasks, both unguided (Shuai et al., 2021) and guided (Gligorijević et al., 2021; Ferruz & Höcker, 2022; Tagasovska et al., 2022). A key problem with language modeling of antibodies is that they struggle to capture the data distribution of the antibody sequences given a limited amount of high-quality data and high-entropy variable regions of the antibody sequences. As such, recent works such as Luo et al. (2022); Gruver et al. (2023); Peng et al. (2023) leverage the continuous space of antibody structures to generate antibody structures using diffusion. In this work, we focus on the problem of generating targeted antibody sequences.

8 Conclusion and limitations

In this work, we introduce gg-dWJS, which learns a discriminative model on the smoothed data and uses the gradient information to augment its denoising walk towards the local maxima given some attributes. Finally, it returns to the clean data manifold by using a conditional jump with the same model. Thus, our method requires no additional score model training for different optimization tasks. Additionally, we formalize our method in a multi-objective setting using a preference-conditional discriminator model. Using preference-conditioning, we show that our method can generate samples that correspond to different regions of the multi-objective space based on preference. We show our method’s applicability in two modalities: discrete image generation and biological sequence generation in single objective and multi objective cases.

Despite our sincere efforts, our work falls short in addressing numerous issues and has limitations. For starters, while we see an improvement in DCS with gradient guidance, the improvement starts to fade away with the higher strength of the gradients. It is also worth mentioning that more optimization leads to less diversity in the samples. Indeed, the general tension of data fidelity, diversity, and optimization still holds true in our case, and improving them together is still a challenge. Furthermore, we did not investigate different scalarization functions in our preference-conditioning setting; we left that along with the multi-objective benchmarking of our method for future work.

Broader Impact Statement

This work falls in the line of discrete generative modeling. While the negative impacts of generative modeling apply to it, the authors do not foresee any particular negative impacts.

References

- Jacob Austin, Daniel D Johnson, Jonathan Ho, Daniel Tarlow, and Rianne Van Den Berg. Structured denoising diffusion models in discrete state-spaces. *Advances in Neural Information Processing Systems*, 34:17981–17993, 2021. 9
- Emmanuel Bengio, Moksh Jain, Maksym Korablyov, Doina Precup, and Yoshua Bengio. Flow network based generative models for non-iterative diverse candidate generation. *Advances in Neural Information Processing Systems*, 34:27381–27394, 2021. 9
- Yoshua Bengio, Salem Lahlou, Tristan Deleu, Edward J Hu, Mo Tiwari, and Emmanuel Bengio. Gflownet foundations. *Journal of Machine Learning Research*, 24(210):1–55, 2023. 7, 9, 18
- Miguel A Carreira-Perpinan and Geoffrey Hinton. On contrastive divergence learning. In *International workshop on artificial intelligence and statistics*, pp. 33–40. PMLR, 2005. 9

- Ting Chen, Ruixiang ZHANG, and Geoffrey Hinton. Analog bits: Generating discrete data using diffusion models with self-conditioning. In *The Eleventh International Conference on Learning Representations, 2023*. URL <https://openreview.net/forum?id=3itjR9QxFw>. 9
- Peter JA Cock, Tiago Antao, Jeffrey T Chang, Brad A Chapman, Cymon J Cox, Andrew Dalke, Iddo Friedberg, Thomas Hamelryck, Frank Kauff, Bartek Wilczynski, et al. Biopython: freely available python tools for computational molecular biology and bioinformatics. *Bioinformatics*, 25(11):1422, 2009. 17, 19
- Justas Dauparas, Ivan Anishchenko, Nathaniel Bennett, Hua Bai, Robert J Ragotte, Lukas F Milles, Basile IM Wicky, Alexis Courbet, Rob J de Haas, Neville Bethel, et al. Robust deep learning-based protein sequence design using proteinmpnn. *Science*, 378(6615):49–56, 2022. 2
- Prafulla Dhariwal and Alexander Nichol. Diffusion models beat gans on image synthesis. *Advances in neural information processing systems*, 34:8780–8794, 2021. 19
- James Dunbar and Charlotte M Deane. Anarci: antigen receptor numbering and receptor classification. *Bioinformatics*, 32(2):298–300, 2016. 6
- Matthias Ehrgott. *Multicriteria optimization*, volume 491. Springer Science & Business Media, 2005. 3
- Noelia Ferruz and Birte Höcker. Controllable protein design with language models. *Nature Machine Intelligence*, 4(6):521–532, 2022. 10
- Noelia Ferruz, Steffen Schmidt, and Birte Höcker. Protgpt2 is a deep unsupervised language model for protein design. *Nature communications*, 13(1):4348, 2022. 10
- Nathan C Frey, Daniel Berenberg, Karina Zadorozhny, Joseph Kleinhenz, Julien Lafrance-Vanasse, Isidro Hotzel, Yan Wu, Stephen Ra, Richard Bonneau, Kyunghyun Cho, et al. Protein discovery with discrete walk-jump sampling. In *The Twelfth International Conference on Learning Representations, 2024*. URL <https://openreview.net/forum?id=zMPHKOmQNb>. 1, 2, 6, 7, 8, 10, 15, 16, 18
- Milton Friedman. The use of ranks to avoid the assumption of normality implicit in the analysis of variance. *Journal of the american statistical association*, 32(200):675–701, 1937. 19
- Milton Friedman. A comparison of alternative tests of significance for the problem of m rankings. *The annals of mathematical statistics*, 11(1):86–92, 1940. 19
- Alan E Gelfand. Gibbs sampling. *Journal of the American statistical Association*, 95(452):1300–1304, 2000. 9
- Edward I George and Robert E McCulloch. Variable selection via gibbs sampling. *Journal of the American Statistical Association*, 88(423):881–889, 1993. 9
- Vladimir Gligorijević, Daniel Berenberg, Stephen Ra, Andrew Watkins, Simon Kelow, Kyunghyun Cho, and Richard Bonneau. Function-guided protein design by deep manifold sampling. *bioRxiv*, pp. 2021–12, 2021. 10
- Will Grathwohl, Kevin Swersky, Milad Hashemi, David Duvenaud, and Chris Maddison. Oops i took a gradient: Scalable sampling for discrete distributions. In *International Conference on Machine Learning*, pp. 3831–3841. PMLR, 2021. 9
- Nate Gruver, Samuel Don Stanton, Nathan C. Frey, Tim G. J. Rudner, Isidro Hotzel, Julien Lafrance-Vanasse, Arvind Rajpal, Kyunghyun Cho, and Andrew Gordon Wilson. Protein design with guided discrete diffusion. In *Thirty-seventh Conference on Neural Information Processing Systems, 2023*. URL <https://openreview.net/forum?id=Mfik69Ga6p>. 1, 6, 10
- Kunchur Guruprasad, BV Bhasker Reddy, and Madhusudan W Pandit. Correlation between stability of a protein and its dipeptide composition: a novel approach for predicting in vivo stability of a protein from its primary sequence. *Protein Engineering, Design and Selection*, 4(2):155–161, 1990. 7, 16

- Martin Heusel, Hubert Ramsauer, Thomas Unterthiner, Bernhard Nessler, and Sepp Hochreiter. Gans trained by a two time-scale update rule converge to a local nash equilibrium. *Advances in neural information processing systems*, 30, 2017. 6
- Jonathan Ho, Ajay Jain, and Pieter Abbeel. Denoising diffusion probabilistic models. *Advances in neural information processing systems*, 33:6840–6851, 2020. 9
- Annemarie Honegger and Andreas PluÈckthun. Yet another numbering scheme for immunoglobulin variable domains: an automatic modeling and analysis tool. *Journal of molecular biology*, 309(3):657–670, 2001. 6
- Peter J Hudson and Christelle Souriau. Engineered antibodies. *Nature medicine*, 9(1):129–134, 2003. 1
- Aapo Hyvärinen and Peter Dayan. Estimation of non-normalized statistical models by score matching. *Journal of Machine Learning Research*, 6(4), 2005. 2
- Moksh Jain, Emmanuel Bengio, Alex Hernandez-Garcia, Jarrid Rector-Brooks, Bonaventure FP Dossou, Chanakya Ajit Ekbote, Jie Fu, Tianyu Zhang, Michael Kilgour, Dinghuai Zhang, et al. Biological sequence design with gflownets. In *International Conference on Machine Learning*, pp. 9786–9801. PMLR, 2022. 1, 7
- Wengong Jin, Jeremy Wohlwend, Regina Barzilay, and Tommi S Jaakkola. Iterative refinement graph neural network for antibody sequence-structure co-design. In *International Conference on Learning Representations*, 2021. 15
- Nal Kalchbrenner, Lasse Espeholt, Karen Simonyan, Aaron van den Oord, Alex Graves, and Koray Kavukcuoglu. Neural machine translation in linear time. *arXiv preprint arXiv:1610.10099*, 2016. 16
- Bahjat Kawar, Roy Ganz, and Michael Elad. Enhancing diffusion-based image synthesis with robust classifier guidance. *Transactions on Machine Learning Research*, 2022. 19
- Diederik Kingma, Tim Salimans, Ben Poole, and Jonathan Ho. Variational diffusion models. *Advances in neural information processing systems*, 34:21696–21707, 2021. 7
- Jack Kyte and Russell F Doolittle. A simple method for displaying the hydropathic character of a protein. *Journal of molecular biology*, 157(1):105–132, 1982. 15
- Hugo Larochelle and Yoshua Bengio. Classification using discriminative restricted boltzmann machines. In *Proceedings of the 25th international conference on Machine learning*, pp. 536–543, 2008. 5
- Yann LeCun, Sumit Chopra, Raia Hadsell, M Ranzato, and Fujie Huang. A tutorial on energy-based learning. *Predicting structured data*, 1(0), 2006. 9
- Zeming Lin, Halil Akin, Roshan Rao, Brian Hie, Zhongkai Zhu, Wenting Lu, Nikita Smetanin, Robert Verkuil, Ori Kabeli, Yaniv Shmueli, et al. Evolutionary-scale prediction of atomic-level protein structure with a language model. *Science*, 379(6637):1123–1130, 2023. 10
- Ilya Loshchilov and Frank Hutter. Decoupled weight decay regularization. In *International Conference on Learning Representations*, 2019. URL <https://openreview.net/forum?id=Bkg6RiCqY7>. 16
- Ruei-Min Lu, Yu-Chyi Hwang, I-Ju Liu, Chi-Chiu Lee, Han-Zen Tsai, Hsin-Jung Li, and Han-Chung Wu. Development of therapeutic antibodies for the treatment of diseases. *Journal of biomedical science*, 27(1): 1–30, 2020. 1
- Shitong Luo, Yufeng Su, Xingang Peng, Sheng Wang, Jian Peng, and Jianzhu Ma. Antigen-specific antibody design and optimization with diffusion-based generative models for protein structures. *Advances in Neural Information Processing Systems*, 35:9754–9767, 2022. 1, 10
- Ali Madani, Bryan McCann, Nikhil Naik, Nitish Shirish Keskar, Namrata Anand, Raphael R Eguchi, Po-Ssu Huang, and Richard Socher. Progen: Language modeling for protein generation. *arXiv preprint arXiv:2004.03497*, 2020. 10

- Emily K Makowski, Patrick C Kinnunen, Jie Huang, Lina Wu, Matthew D Smith, Tiexin Wang, Alec A Desai, Craig N Streu, Yulei Zhang, Jennifer M Zupancic, et al. Co-optimization of therapeutic antibody affinity and specificity using machine learning models that generalize to novel mutational space. *Nature communications*, 13(1):3788, 2022. 1
- Nikolay Malkin, Moksh Jain, Emmanuel Bengio, Chen Sun, and Yoshua Bengio. Trajectory balance: Improved credit assignment in gflownets. *Advances in Neural Information Processing Systems*, 35:5955–5967, 2022. 18
- Derek M Mason, Simon Friedensohn, Cédric R Weber, Christian Jordi, Bastian Wagner, Simon M Meng, Roy A Ehling, Lucia Bonati, Jan Dahinden, Pablo Gainza, et al. Optimization of therapeutic antibodies by predicting antigen specificity from antibody sequence via deep learning. *Nature Biomedical Engineering*, 5(6):600–612, 2021. 7
- Kaisa Miettinen. *Nonlinear multiobjective optimization*, volume 12. Springer Science & Business Media, 1999. 3
- Koichi Miyasawa et al. An empirical bayes estimator of the mean of a normal population. *Bull. Inst. Internat. Statist.*, 38(181-188):1–2, 1961. 2
- Erik Nijkamp, Jeffrey A Ruffolo, Eli N Weinstein, Nikhil Naik, and Ali Madani. Progen2: exploring the boundaries of protein language models. *Cell Systems*, 14(11):968–978, 2023. 10
- Adam Paszke, Sam Gross, Francisco Massa, Adam Lerer, James Bradbury, Gregory Chanan, Trevor Killeen, Zeming Lin, Natalia Gimelshein, Luca Antiga, et al. Pytorch: An imperative style, high-performance deep learning library. *Advances in neural information processing systems*, 32, 2019. 16
- Fabian Pedregosa, Gaël Varoquaux, Alexandre Gramfort, Vincent Michel, Bertrand Thirion, Olivier Grisel, Mathieu Blondel, Peter Prettenhofer, Ron Weiss, Vincent Dubourg, et al. Scikit-learn: Machine learning in python. *the Journal of machine Learning research*, 12:2825–2830, 2011. 15
- Zhangzhi Peng, Chenchen Han, Xiaohan Wang, Dapeng Li, and Fajjie Yuan. Generative diffusion models for antibody design, docking, and optimization. *bioRxiv*, pp. 2023–09, 2023. 10
- Herbert E Robbins. An empirical bayes approach to statistics. In *Breakthroughs in Statistics: Foundations and basic theory*, pp. 388–394. Springer, 1992. 2
- Olaf Ronneberger, Philipp Fischer, and Thomas Brox. U-net: Convolutional networks for biomedical image segmentation. In *Medical Image Computing and Computer-Assisted Intervention—MICCAI 2015: 18th International Conference, Munich, Germany, October 5–9, 2015, Proceedings, Part III 18*, pp. 234–241. Springer, 2015. 15
- Jeffrey A Ruffolo, Lee-Shin Chu, Sai Pooja Mahajan, and Jeffrey J Gray. Fast, accurate antibody structure prediction from deep learning on massive set of natural antibodies. *Nature communications*, 14(1):2389, 2023. 6
- Matthias Sachs, Benedict Leimkuhler, and Vincent Danos. Langevin dynamics with variable coefficients and nonconservative forces: from stationary states to numerical methods. *Entropy*, 19(12):647, 2017. 4
- Ruslan Salakhutdinov and Iain Murray. On the quantitative analysis of deep belief networks. In *Proceedings of the 25th international conference on Machine learning*, pp. 872–879. ACM, 2008. 5
- Saeed Saremi and Aapo Hyvärinen. Neural empirical bayes. *Journal of Machine Learning Research*, 20(181): 1–23, 2019. 2
- David Sehnal, Sebastian Bittrich, Mandar Deshpande, Radka Svobodová, Karel Berka, Václav Bazgier, Sameer Velankar, Stephen K Burley, Jaroslav Koča, and Alexander S Rose. Mol* viewer: modern web app for 3d visualization and analysis of large biomolecular structures. *Nucleic acids research*, 49(W1): W431–W437, 2021. 6

- Richard W Shuai, Jeffrey A Ruffolo, and Jeffrey J Gray. Generative language modeling for antibody design. *bioRxiv*, pp. 2021–12, 2021. 10
- Richard W Shuai, Jeffrey A Ruffolo, and Jeffrey J Gray. Iglm: Infilling language modeling for antibody sequence design. *Cell Systems*, 14(11):979–989, 2023. 7
- Yang Song and Stefano Ermon. Improved techniques for training score-based generative models. *Advances in neural information processing systems*, 33:12438–12448, 2020. 9
- Yang Song, Jascha Sohl-Dickstein, Diederik P Kingma, Abhishek Kumar, Stefano Ermon, and Ben Poole. Score-based generative modeling through stochastic differential equations. In *International Conference on Learning Representations*, 2021. URL <https://openreview.net/forum?id=PxtIG12RRHS>. 9
- Haoran Sun, Lijun Yu, Bo Dai, Dale Schuurmans, and Hanjun Dai. Score-based continuous-time discrete diffusion models. In *The Eleventh International Conference on Learning Representations*, 2023. URL <https://openreview.net/forum?id=BYWWwSY2G5s>. 9
- Natasa Tagasovska, Nathan C. Frey, Andreas Loukas, Isidro Hotzel, Julien Lafrance-Vanasse, Ryan Lewis Kelly, Yan Wu, Arvind Rajpal, Richard Bonneau, Kyunghyun Cho, Stephen Ra, and Vladimir Gligorijevic. A pareto-optimal compositional energy-based model for sampling and optimization of protein sequences. In *NeurIPS 2022 AI for Science: Progress and Promises*, 2022. URL <https://openreview.net/forum?id=U2rNXaTTPQ>. 10
- Danqing Wang, YE Fei, and Hao Zhou. On pre-training language model for antibody. In *The Eleventh International Conference on Learning Representations*, 2022. 1
- Anna M Wu. Engineered antibodies for molecular imaging of cancer. *Methods*, 65(1):139–147, 2014. 1
- Jin Xu, Zishan Li, Bowen Du, Miaomiao Zhang, and Jing Liu. Reluplex made more practical: Leaky relu. In *2020 IEEE Symposium on Computers and communications (ISCC)*, pp. 1–7. IEEE, 2020. 17
- Dinghuai Zhang, Nikolay Malkin, Zhen Liu, Alexandra Volokhova, Aaron Courville, and Yoshua Bengio. Generative flow networks for discrete probabilistic modeling. In *International Conference on Machine Learning*, pp. 26412–26428. PMLR, 2022. 9

Supplementary material for
**Gradient-guided discrete walk-jump sampling
for biological sequence generation**
Anonymous authors.

Acronyms

- AA** amino acid. 6
- DAG** directed acyclic graph. 9
- DCS** distributional conformity score. 7, 9, 15, 16, 19
- dWJS** discrete walk-jump sampling. 1–3, 5–7, 17
- EBM** energy based model. 9
- FID** Fréchet inception distance. 6, 15
- GFlowNets** Generative Flow Networks. 9
- gg-dWJS** gradient-guided discrete walk-jump sampling. 1–8, 10, 17, 19, 20
- GRAVY** grand average of hydropathicity. 15
- KDE** kernel density estimation. 15
- MCMC** Markov chain Monte Carlo. 1–4
- MOO** multi objective optimization. 16, 17
- NEB** Neural empirical Bayes. 2, 4, 10
- OAS** observed antibody space. 6, 16, 17, 19

A Additional details on the static MNIST experiment

We train the noisy score and discriminator model on the binarized static MNIST dataset.³ For score model architecture, we use a U-Net architecture (Ronneberger et al., 2015) that takes the smoothed one-hot representation of the discrete images and returns the score of the same shape. Finally, we train a CNN architecture⁴ on smoothed data and their corresponding labels for the discriminator model.

B Additional details on the antibody sequence optimization experiment

B.1 distributional conformity score (DCS)

The recently proposed DCS measures sample quality using a sample-to-distribution metric, as opposed to previous sample recovery metrics (Jin et al., 2021). It measures the fraction of the validation sequences that are less *similar* to their IID samples compared to a target sample. We show the algorithm to calculate DCS from Frey et al. (2024) in algorithm 2. We implement DCS using two sequence-based properties: molecular weight and grand average of hydropathicity (GRAVY) (Kyte & Doolittle, 1982). We used the kernel density estimation (KDE) implementation by Scikit-learn (Pedregosa et al., 2011) to approximate the joint distribution using a Gaussian kernel and a bandwidth of 0.15. DCS is a data-fidelity metric similar to FID for images. Unsurprisingly, DCS and optimized attributes are in tension—optimization while preserving data fidelity is harder.

³Collected from Kaggle

⁴Based on the PyTorch example, adapted for discrete data.



Figure 6: Randomly chosen 400 static MNIST test-set samples.

Algorithm 2 distributional conformity score (DCS) (adapted from Frey et al. (2024))

Input: \mathcal{D} : reference distribution $x \in \mathcal{X}$: test example A : conformity measure**Output:** p^y : the fraction of validation examples that are less similar to $\mathcal{D}_{z|y}$ than x Sample $(z_1, \dots, z_n), z_i \sim \mathcal{D}_{z|y}$ and a held-out validation set $(\tilde{z}_1, \dots, \tilde{z}_{k-1}), \tilde{z}_i \sim \mathcal{D}_{z|y}$ $\tilde{z}_k \leftarrow (x, y)$ **for** $i = 1, \dots, k$ **do** $\alpha_i \leftarrow A(z_1, \dots, z_n, \tilde{z}_i)$ $p^y \leftarrow \frac{1}{k} \sum_{i=1}^k [\alpha_i < \alpha_k]$ **return** p^y

B.2 Evaluation metrics

Paired OAS experiment We show the optimization of two attributes in this experiment: % beta sheets and instability index. The fraction of beta-pleated sheets provides insights into the structural characteristics of antibody sequences, influencing their stability and functionality. The protein stability index is a test proposed by Guruprasad et al. (1990). A protein sequence has a short half-life if its stability index is above 40. Stability is a crucial metric in the context of therapeutic antibody generation, as it is closely associated with manufacturability.

CDR H3 experiment The key attribute for this experiment is p_{bind} , the probability of being a binder, which we obtain from the binary classifier trained on the data. Besides, to measure the diversity of the generated sequences, we use mean uniqueness and edit distance E_{dist} .

Paired OAS MOO experiment The metrics used in this experiment are similar to those listed above: % beta sheets and instability index for the optimization metric, edit distance for the diversity metric, and DCS for the data fidelity metric.

C Implementation details of the baselines**C.1 Score models**

We follow Frey et al. (2024) for the score model implementation available at <https://github.com/Genentech/walk-jump>. We use a 35-layer Bytenet (Kalchbrenner et al., 2016) architecture with a hidden layer of 128. To train the model from scratch, we utilize a batch size of 64 and the AdamW optimizer (Loshchilov & Hutter, 2019) in PyTorch (Paszke et al., 2019) with early stopping. The training parameters include a learning rate of 10^{-4} and a weight decay of 0.01. We conducted the

training using four NVidia A100 GPUs. The training process takes approximately 10 hours. For training the score model, we use $\sigma = 1$. We use the same score model training method for all experiments in this paper. Table 7 lists all the hyperparameters we use for sampling from the score model using dWJS and gg-dWJS.

Table 7: Hyperparameters used for dWJS and gg-dWJS sampling.

σ	1
δ	0.5
γ	1
K	40
λ (% beta sheet)	100
λ (instability index)	1

C.2 Discriminator models

Paired OAS experiment We train the discriminator model on two sequence-related properties: the percentage of beta sheets and the protein instability index. We label the training sequences using BioPython (Cock et al., 2009). For the architecture of the smoothed predictor, we adopt a 3-layer 1D-CNN followed by a 3-layer MLP integrated into the existing ByteNet architecture, incorporating leakyReLU (Xu et al., 2020) activations between the layers. Finally, we follow the same training parameters as the score model training.

CDR H3 experiment Here, we have two similarly trained discriminator models for two different purposes: the discriminator model on *pbind* for classification and the noised discriminator model for generation using gg-dWJS. We adopt a similar approach to the one used in the paired OAS experiment, except for using a sigmoid terminal activation and binary cross entropy loss function to accommodate the binary classification.

Paired OAS MOO experiment The chosen attributes for the MOO experiment are instability index and % beta sheets. For this experiment, we attempt to lower both values as the multi-objective criteria. Therefore, we train a noised discriminator model that outputs a weighted sum of the normalized attributes. To achieve preference conditioning, the setup is similar to the other discriminators, except we concatenate the preference vectors with the output of the 1D-CNN.

C.3 Variational diffusion models (VDM)

In this baseline, we project the discrete sequences into a continuous latent space and perform the diffusion in the latent space. We use the implementation from <https://github.com/addtt/variational-diffusion-models> to train the VDM model on the OAS dataset by performing gradient descent on the reconstruction and diffusion loss. We use a generalization of the same model to sample discrete sequences by performing a reverse diffusion process for 100 steps.⁵ Our implementation uses hyperparameters as listed in the table 8.

Table 8: Hyperparameters used in the VDM implementation.

Embedding dimension	128
Attention head	1
Dropout probability	0.1
γ_{min}	-13.3
γ_{max}	5
Learning rate	2×10^{-4}
Weight decay	0.01

⁵In layman’s terms, we perform an `argmax` on the last step while sampling.

C.4 IgLM

IgLM is the autoregressive baseline for our comparison. We use the open-source package from <https://github.com/Graylab/IgLM> to sample heavy and light chain samples. We used the following prompt to generate the heavy sequences, with an adjustment to the `chain_token` attribute to generate the light sequences.

```
METHOD_NAME = "IgLM"
prompt_sequence = ""
chain_token = "[HEAVY]"
species_token = "[HUMAN]"
num_seqs = 1000
```

C.5 GPT-4o

Following Frey et al. (2024), We use GPT-4o as a large language model (LLM) baseline. For the paired OAS generation experiment, we prompt the following prompt.

```
You are an expert antibody engineer. I am going to give you examples of antibody heavy chain and light chain variable regions from the paired observed antibody space database. You will generate 10 new antibody heavy chain and light chain that are not in the database. Output the 10 samples as a python list. Here are the examples:
[( 'QVQLVQS-GTEVKKPGSSVKVSKASG-GTFSS---Y ... DYYCQAWDY-----STAVFGTGTKVTVL' )]
```

Similarly, we perform a similar prompt for the CDR H3 design experiment. The prompt is the following:

```
You are an expert antibody engineer. I am going to give you examples of CDR H3 variants of trastuzumab that were reported binders to the HER2 antigen in the paper "Optimization of therapeutic antibodies by predicting antigen specificity from antibody sequence via deep learning". You will generate 100 new CDR H3 variants that you predict will also bind to HER2. Output the 100 samples as a python list. Do not post the code. Instead, show the samples directly. Here are the examples: [ 'WHINGFYVFH', 'FQDHGMYQHV', 'YLAFGFYVFL', 'WLNYSYLFN', 'YNYRQFYVFD', 'WRKSGFYTFD', 'WANRSFYAND', 'WPSCGMFALL', 'WSNYGMFVFS', 'WS- MGGFYVVFV', 'WGQLGFYAYA', 'WPILGLYVFI', 'WHRNGMYAFD', 'WPLYSMYVYK', 'WGLCGLYAYQ', ]
```

C.6 Generative flow networks (GFlowNets)

GFlowNets is a popular baseline for discrete generative modeling using a probabilistic method. However, for the current implementation of GFlowNets, generating samples in a state space of size 21^{249} is difficult. Therefore, we reduce the problem of generating the paired sequences to generating the first 50 mutations of the full sequences with trajectory balance objective (Malkin et al., 2022). The heavy and light chain suffixes added to the generated mutations are QVQLVQSGTEVKKPGSSVKVSKASGGTFSSYAVSWVRQAPGQGLEWMGR FIPILNIKNYAQDFQGRVTITADKSTTTAYMELINLGPEDTAVYYCARGSLSGREGLPLEYWGQGTLSVSS and EVVMTQSPATLSVSPGESATLYCRASQIVTSDLAWYQQIPGQAPRLLI-FAASTRATGIPARFSGSGSETDFLTITISLQSEDFAIYYCQQYFHWPPPTFGQGTKVEIK, respectively. We use the implementation provided in Bengio et al. (2023) for our experiment. We use a 3-layer MLP with 256 hidden dimensions to model the forward layer, which is then followed by a leaky ReLU. The forward layer takes the one-hot encoding of the states as inputs and outputs action logits. To model the forward and backward flow, we double the action space and train the MLP. with a learning rate of 10^{-3} , including

a learning rate of 0.1 for Z_θ . Since GFlowNets can learn to sample proportionally to a reward distribution, we transform the optimization criteria as a reward function $\mathcal{R}(x)$ in the following way:.

Paired OAS experiment: optimizing instability index We label the training sequences using BioPython (Cock et al., 2009) and transform the instability index to a reward by performing the following transformation: $R(x) = 2^{\frac{index-5}{10}}$ where *index* is the instability index of x .

CDR H3 experiment: optimizing binding likelihood We use the training classifier used for evaluation to get the binding likelihood of the training sequences. The reward transformation in this task is $R(x) = 2^{p_{bind}} - 1$.

D Additional experiments

D.1 Effect of K

To understand the effect of the number of sampling steps K , we perform an ablation experiment on K using the instability index discriminator model as the gradient guidance. For this experiment, we change $K \in \{10, 20, 30, 40, 50\}$ while keeping $\lambda = 1$. Table 9 shows the results of the experiment. We can see that there is a minimal change in the attribute, data fidelity, and diversity. In a close inspection, we see that as K increases, sampled sequences are more optimized, yet less diverse. Notably, DCS continues to improve until $K = 40$, after which it decreases.

Table 9: Ablation results on number of samples steps K for antibody sequence optimization task. We see a generally indifferent yet a slightly optimized attribute in exchange of a reduced diversity as K increases.

K	Instability index	DCS	E_{dist}
10	31.69 \pm 5.42	0.52 \pm 0.28	95.35 \pm 24.35
20	31.96 \pm 5.25	0.53 \pm 0.28	91.23 \pm 25.47
30	31.41 \pm 5.42	0.54 \pm 0.27	90.34 \pm 26.55
40	31.32 \pm 5.20	0.56 \pm 0.27	89.07 \pm 26.80
50	31.38 \pm 5.33	0.55 \pm 0.27	87.47 \pm 26.70

D.2 Statistical analysis on preference conditional generation

To determine the statistical significance of the samples generated with different preferences using gg-dWJS from figure 5, we run a Friedman test (Friedman, 1937; 1940).⁶ In this case, we utilize three distinct preferences to represent three different treatments. Table 10 shows the result of the test. The table contains three main attributes: the proportion of beta sheets and the instability index, each analyzed using different weight combinations. The Friedman test yields low p-values ($p < 0.001$), indicating statistically significant differences between weight arrangements. For example, sequences optimized with $w_1=1$ and $w_2=0$ have a beta sheet percentage of 0.44 ± 0.01 , whereas those with $w_1=0$ and $w_2=1$ have a greater instability index of 61.84 ± 4.23 . These results demonstrate our method’s capacity to build sequences based on certain optimization preferences.

E Discussion

Why does discriminator gradient guidance produce higher quality samples? We speculate that the guidance assists the denoising walk by reducing the discrete space. Moreover, by collaborating with the denoising score, it strengthens the actions taken in relation to a particular label, thus enhancing the accuracy of the generated data. There are many works, such as Dhariwal & Nichol (2021); Kawar et al. (2022), that report the same phenomenon. We leave the experimental validation of this underlying effect for future work.

⁶We use the SciPy package (<https://scipy.org>).

Table 10: Experiment results for antibody sequence generation for multi-objective optimization task. Here the two objectives are percentage of beta sheets and aromaticity. The results show that gg-dWJS-generated sequences are optimized for different preferences. We use Friedman test to demonstrate that the attributes are statistically different.

	statistic	p-value	w1=1,w2=0	w1=0,w2=1	w1=0.5,w2=0.5
% Beta sheet	1564	<0.001	0.44 ± 0.01	0.39 ± 0.01	0.43 ± 0.02
Instability index	1522	<0.001	36.11 ± 2.45	61.84 ± 4.23	41.90 ± 8.54