

FaiRR: Faithful and Robust Deductive Reasoning over Natural Language

Anonymous ACL submission

Abstract

Transformers have been shown to be able to perform deductive reasoning on a logical rule-base containing rules and statements written in natural language. Recent works show that such models can also produce the reasoning steps (i.e., the *proof graph*) that emulate the model’s logical reasoning process. Currently, these black-box models generate both the proof graph and intermediate inferences within the same model and thus may be unfaithful. In this work, we frame the deductive logical reasoning task by defining three modular components: rule selection, fact selection, and knowledge composition. The rule and fact selection steps select the candidate rule and facts to be used and then the knowledge composition combines them to generate new inferences. This ensures model faithfulness by assured causal relation from the proof step to the inference reasoning. To test our framework, we propose FAIRR (Faithful and Robust Reasoner) where the above three components are independently modeled by transformers. We observe that FAIRR is robust to novel language perturbations, and is faster at inference than previous works on existing reasoning datasets. Additionally, in contrast to black-box generative models, the errors made by FAIRR are more interpretable due to the modular approach.¹

1 Introduction

The field of AI has long pursued the goal of building systems that can automatically reason over some given *explicit* knowledge to generate conclusions and provide the reasoning steps involved in the process (McCarthy, 1959; Newell and Simon, 1956). Recently, Clark et al. (2020) proposed a modern version of this problem, where the formal representation of knowledge is replaced by natural language statements in English. Further, they proposed a transformer-based model (Vaswani

¹Code to reproduce the results and generate datasets have been uploaded and will be published.

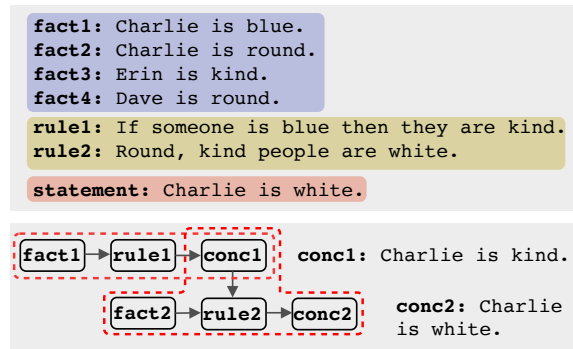


Figure 1: **Example of a theory, a statement, and a valid proof graph** - An instance contains multiple facts and rules in blue and yellow respectively, followed by a statement in red. The proof graph describes the reasoning steps required to generate the statement.

et al., 2017) RuleTaker, that can predict if a candidate statement is entailed by the natural language statements, by emulating deductive reasoning. As shown in Figure 1, in this deductive reasoning task, facts and rules from the rulebase are combined iteratively to generate intermediate inferences which eventually entails the statement. Note that the reasoning process implicitly involves two steps: determining which rules and facts to combine at each iteration, followed by using them to generate an intermediate conclusion.

While RuleTaker focuses on just predicting the statement entailment, some recent works (Saha et al., 2020; Tafjord et al., 2021) have further developed systems that can also generate the reasoning steps (i.e., *proof graph generation*). However, these systems do not *explicitly* ensure the causality from the rule/fact selection to generating the intermediate inferences. Since these systems are inherently black-box models, it is unclear if such constraints are implicitly learned by the models without being enforced externally. This, in turn, questions the faithfulness of the model’s internal reasoning process (Lipton, 2018). Because the model has access to the full theory at input, it might use additional

parts of the theory, than just the predicted proof, to generate the inference.

In this paper, we address these shortcomings by developing a modularized framework to solve the deductive reasoning task. While existing methods generate both proofs and conclusions in a single step, in our framework we break this process into three steps: rule selection, fact selection, and knowledge composition. The rule selection step decides the relevant rule to use for an iterative inference step and fact selection uses this rule to select the relevant facts. Then, the knowledge composition step reasons using only the selected rule and facts to generate the next intermediate inference. In Figure 2, we show the model schematics for our system and contrast it with previous methods. Notably, we strictly restrict the information accessible at each step of our framework to make the reasoning process more faithful. For example, the fact selection step depends only on the selected rule, instead of all the rules in the rulebase. Additionally, the generated inference depends *explicitly* on the selected rule and facts, as opposed to all the rules and facts in prior works. This makes the proof graph a *by-product* of the selection steps as we don’t need to generate any separate proofs. Since we constrain the inputs to each step, this also makes each sub-problem easier to learn, leading to an overall more robust reasoning model.

To model these three steps, we develop FAIRR, in which each component is a transformer-based model learning to perform the modular tasks. Specifically, we use RoBERTa-based models (Liu et al., 2019) for the two selection tasks and a T5-based model (Raffel et al., 2020) for the composition task. Similar to ProofWriter, we use synthetic rulebases to train FAIRR. To test the deductive reasoning capabilities in a more comprehensive way, we experiment with both existing deductive reasoning datasets and multiple newly-generated robustness dataset variants. Overall, we find that FAIRR is more robust to novel language perturbations than baselines. Additionally, our model is up to three times faster at inference due to the constrained input and outputs of different modules. Lastly, we find that the errors made by our model are more interpretable and easier to debug compared to baseline generative models. This further demonstrates the faithfulness of our modularized reasoning framework.

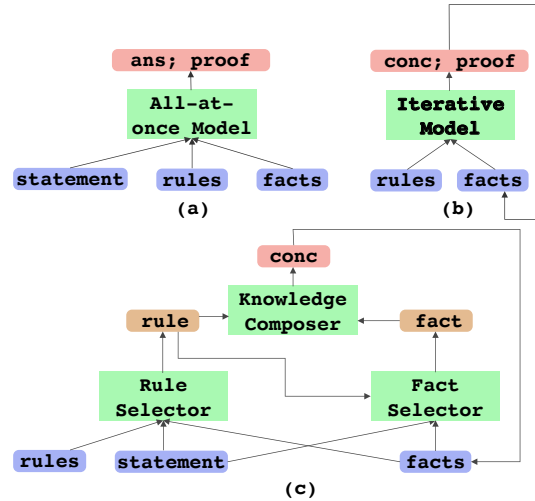


Figure 2: Reasoning process in different models. (a): ProofWriter (“All”) directly output the entailment prediction and proof graph for given input. (b): ProofWriter (“Iter”) iteratively generates the one-step intermediate conclusions and their proofs. (c): FAIRR selects a rule, then a fact, and finally combines them to generate an intermediate inference. Note that the proof is implicitly determined by the selection steps. Please refer to Section 3.1 for details.

2 Problem Definition

Notations A theory T consists of a set of facts $F = \{f_1, f_2, \dots, f_n\}$ and rules $R = \{r_1, r_2, \dots, r_m\}$ expressed in natural language. An example of a theory is depicted in Figure 1. Here, the sentences in the blue and yellow boxes are facts and rules, respectively. Further, a *proof graph* is a directed graph connecting facts and rules that describe how a specific inference can be obtained from the theory. In Figure 1, the proof graph shows the steps involved in generating the inference “Charlie is white.”. To generate the proof graph we may need to infer some intermediate conclusions c_i . These inferences are considered as part of the extended facts in the theory. For example, in Fig. 1, “Charlie is kind” is an intermediate inference required to generate the correct proof graph.

Deductive Reasoning The task of deductive reasoning is described as follows: given a theory T , and a statement s , predict if the theory supports the statement (*entailment prediction*) and if so, generate the proof graph that supports the statement (*proof generation*). For the example theory and statement in Figure 1, we see that the statement is indeed entailed by the theory and the valid proof graph is shown for the same. The main goal of this task is to evaluate if a model can generate valid reasoning chains in the form of proof graphs to justify its entailment prediction.

Reasoning Robustness We consider an auxiliary task that evaluates the robustness of the reasoning abilities used by the model. Let \mathcal{P} be a perturbation function that modifies a given theory T (statement s) to a theory T' (statement s'), such that (T', s') just has some surface changes in the natural language form but still requires the similar reasoning process as required for (T, s) . A function that alters the subjects in the theory to unseen subjects is an example of such perturbation function. We perturb each theory statement pair (T, s) to create an *equivalence set* defined as the set $E_{(T,s)} = \{(T'_1, s'_1) \dots (T'_N, s'_N)\}$, where each (T'_k, s'_k) is derived by perturbing the original theory, and N is the total such perturbations per theory. Note that it is possible to generate different (T'_k, s'_k) pairs by controlling the stochasticity of \mathcal{P} . The main goal of this task is to evaluate the consistency of the model’s predictions with minimal variations in the input theory.

Evaluation Protocol We consider three main aspects for evaluating the model performance in our study: (1) **Entailment accuracy** measures how accurately the model is able to predict the true statement entailment. (2) **Proof accuracy** measures how accurately the model can predict a valid proof for the statement. Following Saha et al. (2020); Tafjord et al. (2021), we use the strict metric for proof evaluation, i.e., for a match to count, both the predicted proof should exactly match a gold proof and the entailment should be correctly predicted. (3) **Consistency** measures if the models are consistent in the entailment and proof prediction for different perturbation functions. For a theory statement pair (T, s) and its corresponding equivalence set $E_{(T,s)}$, consistency is defined as $C = \frac{1}{N} \sum_{k=1}^N \mathbb{1}[f(T, s) = f(T_k, s_k)]$, where $f(\cdot)$ is the model’s prediction. We compute the average consistency for both entailment and proof predictions on an equivalence set and further average across the dataset to report the consistency.

3 The FAIRR Method

3.1 Approach Overview

As illustrated by the example in Figure 1, to reliably generate a proof graph through deductive reasoning, a model needs to generate multiple one-hop intermediate conclusions. This is the major limitation of models that use the theory to directly predict the proof (Figure 2 (a)), thus questioning the trustworthiness of the reasoning process. Next, it is also

intuitive to see that in order to faithfully generate these intermediate inferences, a model should first determine the proof (i.e., know the rules and facts to use) and then use them to infer the conclusion. That is, there is a causal relation from determining the proof to then generating the conclusion. We note that ProofWriter (“Iter”) lacks in this aspect. As shown in Figure 2 (b), it first generates the conclusion and then the corresponding proof.

Motivated by these points, we propose our causal reasoning framework which breaks the reasoning process into three desirable steps. As shown in Figure 2 (c), in our framework, first a rule r is selected using the rules and facts in the theory. Following that, some relevant facts are selected from the fact list based on the selected rule r . This step does not use the other rules $R \setminus \{r\}$ in the theory. Finally, the selected rule and facts are jointly used to generate a new conclusion c_i . In this framework, the one-step proof is explicitly determined first via the selection steps followed by the inference generation, making the proof a *by-product* of the whole process. In contrast, prior works learned to generate the proof along with intermediate conclusion.

3.2 FAIRR Modules

At a high level, FAIRR is an iterative model in which the one-hop intermediate conclusions are generated step-by-step. To model our framework described in Sec. 3.1, we have four components in FAIRR as follows.

Rule Selector (RS) The rule selector is a RoBERTa-based (Liu et al., 2019) classification model that takes the concatenated statement, facts, and rules as input, and selects a rule that is used to generate an intermediate conclusion in the current iterative step. It takes the input of the form $[CLS] s [SEP] F [[SEP] r_i]_m [SEP]$, and generates a one-hot output vector by classifying the token embedding from the [CLS] token and [SEP] tokens in front of the rules, via a linear classifier layer. Each classification is a binary classification, but overall only one of the tokens has the positive class. Here s denotes the statement, F is the facts and concatenated with any intermediate conclusions generated in a prior iteration, and $\{r_i\}$ denotes the i^{th} rule in the theory that contains a total of m rules. $[\]_m$ denotes continued concatenation. An example input and output of the rule selector is shown in Figure 3. If a [SEP] token is selected, we select the rule sentence following the corresponding [SEP] token,

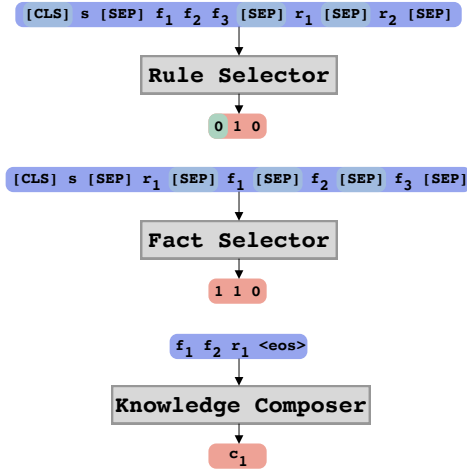


Figure 3: **Overview of components of FAIRR** - The rule selector and fact selectors are classification models whereas the knowledge composer is a generation model. The input tokens used for classification by the selectors are highlighted. Rule selector decides to stop based on the output prediction of [CLS] token (highlighted in green). Here, rule r_1 , and facts f_1 and f_2 are used to generate the conclusion c_1 . Please refer to Section 3.2 for more details.

otherwise if the [CLS] token is selected, we decide to stop the iteration. That is, the [CLS] selection acts as a stop signal for our iterative model. We note that it is possible to have more than one likely candidate rule since there can be multiple one-hop inferences possible for a given theory. Following Tafjord et al. (2021), we randomly select one of the possible candidate rules at each iteration.

Fact Selector (FS) The fact selector is RoBERTa-based (Liu et al., 2019) token classification model that takes the statement, the rule selected by the rule selector, and facts in the theory, and then predicts a set of candidate facts that can be used with the rule to generate an intermediate conclusion. It takes the input of the form $[CLS] s [SEP] r [[SEP] f_i]_n [SEP]$, where s is the statement, r is the selected rule, and $\{f_i\}$ is the i^{th} fact in the theory containing n total facts. Note that facts also include any previously generated intermediate conclusions. $[]_n$ denotes continued concatenation. The output is generated by classifying each [SEP] token embedding in front of a fact using a linear layer, to determine if the corresponding fact is selected or not. An example input and output for the fact selector is depicted in Figure 3. We note that it is possible to have some rules that can reason over multiple facts jointly to generate a conclusion. An example of such a rule is “rule2” in Figure 1. Hence, this component has the ability to select multiple facts.

Knowledge Composer (KC) The knowledge composer is a generative text-to-text transformer T5 (Raffel et al., 2020) (T5-large) that can compose a set of facts and a rule to output a novel conclusion. The input to the model is the selected facts and rule concatenated together, and the output is the intermediate conclusion. An example input and output for knowledge composer is shown in Fig. 3.

Solver The final component is the solver that operates after all iterations have finished (i.e., once the rule selector selects the [CLS] token indicating to stop the iterative inference generation process). Similar to ProofWriter, our solver currently searches for the statement in the generated intermediate inferences (string matching). If found, it predicts that the statement is entailed by the theory. It also search for the negation of the statement², and if found, it predicts not entailed. If none of these are present, it predicts “Unknown” since it cannot prove or disprove the statement. The proof graph is constructed by using the one-hop proofs generated by the selected rule and facts at each step. For example, in Figure 1, the red dotted boxes (one-hop proofs) are stitched together to assemble the complete proof. For cases where the entailment is “Unknown”, the proof returned is “None”, since no proof for the statement exists in the theory. We note that our solver is not a learnable module.

3.3 Training and Inference

Each component of our model (except the solver, which is deterministic) is trained separately. We use the same dataset as ProofWriter to train these models, but process it such that each model receives only the relevant inputs according to our causal framework. More concretely, suppose for a given theory $T = R + F$, a possible intermediate inference is c obtained by using a rule r and a fact f . Then, a training instance of ProofWriter, which is a T5 (Raffel et al., 2020) model, uses the input $\{R, F\}$ and output $\{c, r, f\}$. We process the same instance to generate three training instances, one for each of rule selector, fact selector, and knowledge composer, respectively, as follows:

$$RS \text{ Input} = \{R, F\}; \quad RS \text{ Output} = \{r\},$$

$$FS \text{ Input} = \{r, F\}; \quad FS \text{ Output} = \{f\},$$

$$KC \text{ Input} = \{r, f\}; \quad KC \text{ Output} = \{c\}.$$

²Following ProofWriter, we perform regex to add/remove “not” which suffices for this dataset.

Our selector models have the statement s as input to the model. Also, the outputs of rule selector and fact selectors are converted to class labels instead of text since our selectors are classification models. We use cross entropy loss to train the rule selector, and binary cross entropy loss to train the fact selector. The knowledge composer is trained on language modeling loss.

At inference time, the rule selector selects a rule to be used for generating one-step conclusions. Then, the fact selector selects some facts based on the selected rule, which is then collectively passed on to the knowledge composer to generate a conclusion. This three-step pipeline is run iteratively until the rule selector predicts a stop signal by selecting the [CLS] token which exits the iteration. Once the iteration finishes, the solver uses the generated intermediate inferences to decide if the statement is entailed or not, and generates a proof accordingly.

Remark on Computational Complexity A practical limitation of ProofWriter is that it performs an exhaustive forward search by enumerating all possible inferences from a given theory. This leads to redundant inferences being generated for proving a particular statement. Additionally, using a text-to-text transformer model adds to the problem since it is usually quite expensive to run at inference time. In FAIRR, we alleviate this by introducing two changes. First, our causal framework allows only selected rule and facts as input to the knowledge composer, thus restricting the input length significantly. Second, augmenting the question to our selector inputs helps reduce the candidate space because these models can learn to prioritize the selection based on the relevance to both the question and the theory. This ensures that FAIRR does not perform an exhaustive forward search and prioritizes generating relevant inferences over the others. Both these changes lead to an overall improvement in inference speed. We perform more quantitative analysis on this later in Section 5.3.

4 Experimental Setup

Datasets Following (Tafjord et al., 2021; Clark et al., 2020), we use the D* datasets for our experiments. These are a set of multiple datasets - namely D0, D1, D2, D3, D0-D3, and D5. The theory in these datasets are synthetically generated with increasing reasoning depths. For example, D3 dataset contains statements that require *at most* 3-hop reasoning steps. The D0-D3 contains all theories in

D3 plus $\sim 20\%$ of the D0-D2 training set theories. We also use the ParaRules dataset (Clark et al., 2020) that contains around 2k theories expressed in paraphrased natural language.

Additionally, we generate three datasets that evaluate the robustness of the reasoning models as follows:

- **Subject robustness:** Here, subjects in a theory are perturbed by using some out-of-distribution proper and common names. For example, in Figure 1, “Charlie” can be replaced with “Paul” which is not used in the D* datasets. We generate five new theories corresponding to each theory of the D3 dataset, by repeatedly perturbing all the proper and common names in the theory.
- **Attribute robustness:** Here we sample out-of-distribution attributes. For example, “blue” in Figure 1 can be replaced with “soft”. As above, we generate five new theories for each theory of the D3 dataset.
- **Subject+Attribute robustness:** This is a combination of subject and attribute robustness to study model performance when most of the training vocabulary is replaced by out-of-distribution words. Each theory has both novel subject and attribute.

We include more details on the perturbation sets used in our experiments in Appendix B.

Baselines We compare FAIRR with two variants of ProofWriter (Tafjord et al., 2021): All-at-once (PW (“All”)) and Iterative (PW (“Iter”)), wherever applicable³. The PW (“All”) model is trained to predict the entailment and generate proof graph directly from the theory and statement in a single step. The PW (“Iter”) generates one-step inferences and corresponding proofs iteratively, until all possible inferences are generated, and then stitches the proof graph similar to our method. If not mentioned otherwise, ProofWriter uses a T5-large (Raffel et al., 2020) model. We omit comparisons with PRouter since it was trained on a different dataset that adds specific constraints on the proof graph. Please refer to Appendix J for more details.

5 Experiment Results

We compare FAIRR with ProofWriter variants on three settings: generalization on D* datasets, ro-

³The code to reproduce numbers of ProofWriter is not publicly available. We either copy results directly from the paper or run our own inference on model checkpoints made available by the authors.

d	Entailment Accuracy		Proof Accuracy	
	PW (“Iter”)	FAIRR	PW (“Iter”)	FAIRR
N/A	99.7	99.6	99.7	99.6
0	100.0	100.0	100.0	100.0
1	99.9	99.7	99.9	99.5
2	99.7	98.9	99.4	97.2
3	99.7	96.6	99.1	95.3
All	99.8	99.2	99.7	98.8

Table 1: Comparison of FAIRR with ProofWriter (“Iter”) trained and tested on D0-D3. Baseline results are generated using the checkpoint provided by the authors. For more details please refer to Section 5.1.

Robustness	PW (“Iter”)			FAIRR		
	EA	PA	C	EA	PA	C
Subject	89.6	88.4	87.6	96.8	95.9	96.4
Attribute	89.2	88.8	87.2	88.5	87.3	86.8
Subject+Attribute	86.0	85.7	83.3	88.1	86.9	86.3
Average	88.3	87.6	86.0	91.1	90.0	89.9

Table 2: Comparison of FAIRR with ProofWriter (“Iter”) when trained on D0-D3 dataset and tested on different robustness datasets. EA, PA, and C refers to entailment accuracy, proof accuracy, and consistency, respectively. Please refer to Section 5.2 for more details.

Robustness to perturbed theories, and efficiency in inference computation. We further conduct qualitative analysis to understand the inference errors.

5.1 Performance on Same Depth Reasoning

In this setting, we train and test both models on D0-D3 dataset. Note, D0-D3 contains statements with reasoning depths up to 3. This compares the ability of the models to generalize to *seen* reasoning depths at train time. The results with increasing depths of reasoning are shown in Table 1. Here, depth “N/A” refers to statements that cannot be proven and hence don’t have an exact proof depth associated with it. We observe that overall both FAIRR and ProofWriter (“Iter”) performs comparably (last row with depth ‘All’). Further, we find that our model’s performance is lower on $d = 3$, indicating that our models tend to perform weaker with increasing depths. This happens majorly because the rule selector in FAIRR tends to incorrectly select the [CLS] token to indicate a stop signal instead of generating more possible intermediate inferences. We discuss more about this in Sections 5.3 and 5.4. Please refer to Appendix C for more results on unseen reasoning depths.

5.2 Robustness to Perturbed Theories

In this section, we test the robustness of ProofWriter (“Iter”) and FAIRR on different perturbed theories. As described in Section 4, we

d	Entailment Accuracy		Proof Accuracy	
	PW (“Iter”)	FAIRR	PW (“Iter”)	FAIRR
N/A	98.9	99.3	98.9	99.3
0	99.9	100.0	99.9	100.0
1	79.1	96.0	78.8	95.7
2	76.6	93.4	73.4	91.4
3	72.7	89.8	67.8	85.7
All	89.6	96.8	88.4	95.9

Table 3: Comparison of FAIRR with ProofWriter (“Iter”) trained on D0-D3 and tested on subject robustness dataset. Baseline results are generated using the checkpoint provided by the authors. For more details please refer to Section 5.2.

test the robustness on three different perturbations: subject, attribute, and subject+attribute. We compare the performance of both models after training on D0-D3 dataset. The consolidated results are shown in Table 2 and depth-wise results for subject robustness are shown in Table 3. We report the entailment accuracy, proof accuracy, and consistency as defined in Section 2. Please refer to appendix D for the depth-wise breakdown of all the datasets. We observe that on subject and subject+attribute robustness, our models are consistently better than ProofWriter whereas on attribute robustness both models perform similarly. Further, we find that on average, FAIRR is both more accurate and consistent than the baseline. From this, we conclude that our model relies less on spurious correlations based on the subject while both models likely suffer from similar issues on attribute perturbations. Since ProofWriter uses the theory to *generate* the intermediate conclusion and proofs, it has the capacity to exploit some spurious patterns that can inflate performance. In contrast, our causal framework restricts this capacity by constraining the inputs to each component as described in Section 3.1. Hence, these robustness evaluations demonstrate one of the prime benefits of our causal and modular approach.

5.3 Study on Inference Efficiency

Here we perform several analyses to evaluate the computational benefits of our method as described in Section 3.3. Inference efficiency is an important aspect of this problem for real-world scenarios where compute can be limited.

Relevance of generated inferences Here, we study the relevance of the intermediate inferences generated by FAIRR and ProofWriter (“Iter”). Let T be the set of intermediate inferences required for generating the proof graph for the statement. Further, let G be the set of intermediate inferences actu-

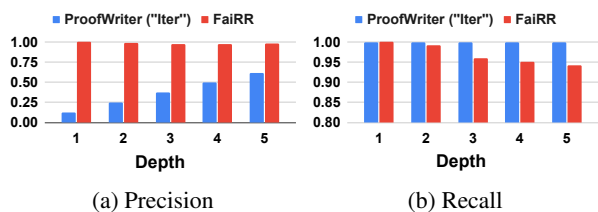


Figure 4: Comparison of ProofWriter (“Iter”) and FAIRR on precision and recall of generated inferences with increasing reasoning depths.

ally generated by a model. Then, the precision and recall are defined as $P = \frac{|T \cap G|}{|G|}$, and $R = \frac{|T \cap G|}{|T|}$. In Figure 4, we plot the precision and recall for both FAIRR and ProofWriter (“Iter”) with increasing reasoning depths. We find that our model has close to 1.0 precision at all depths, whereas ProofWriter has low precision. This demonstrates that our model is able to successfully prune the candidate inference space to generate relevant candidate inferences almost perfectly. In contrast, we see that with increasing depths, our model’s recall reduces from close to 1.0 to ≈ 0.95 whereas ProofWriter has a perfect recall at all depths. While the drop is not very drastic, it indicates that our model fails to generate some essential inferences at higher depths. This is mainly because our rule selector decides to stop early and not generate further relevant inferences for some provable statements. Overall, we conclude that FAIRR always generates inferences that are relevant to solving the instance, although at higher depths it can miss some relevant conclusions.

Performance under inference budget constraints

We analyze the performance of FAIRR and ProofWriter under a fixed inference budget constraint by restricting the total number of conclusions that can be generated. We perform this analysis for different reasoning depths and depict the results in Figure 5. We observe that FAIRR consistently outperforms ProofWriter on lower budgets. This shows that FAIRR performs a prioritized generation of conclusions that are relevant to the statement, which can be useful in scenarios with limited inference budgets. See Appendix G for more comparisons.

Inference runtime analysis We next compare the time taken by both the models to solve the complete D5 dev set. Although FAIRR has three separate modules that run sequentially, it is 3.5 times faster than ProofWriter (“Iter”) at inference time on average. We attribute this to the reduced inference candidate search space due to question augmenta-

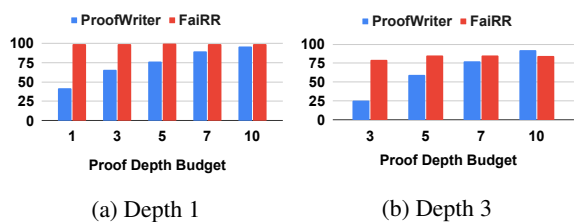


Figure 5: Depth-wise comparison of ProofWriter (“Iter”) and FAIRR on limited inference budgets. Please refer to Section 5.3 for details.

tion, and smaller input size to the T5 component (refer to Section 3.3 for details). Please refer to Appendix H for more details.

5.4 Error Analysis

We further analyze the different errors made by FAIRR and ProofWriter (“Iter”) on 50 randomly sampled errors for each model, from the D0-D3 and the subject robustness dev splits. We manually inspect the proof inferences and compare it with the gold proof to classify the failures. The errors are broadly categorized as follows:

Early stop errors: This is the most frequent error type for both models, accounting for 80% and 50% errors in FAIRR and ProofWriter, respectively. This occurs when a model incorrectly generates the stop signal and fails to generate all the required inference to prove a statement. We find that our model makes the majority of the mistakes due to early stopping. This can be possibly fixed by improving the rule selector architecture to better model the stop criteria.

Wrong inference: This is the second error type, where the inferred conclusion is incorrect based on the predicted proof. This accounts for 20% and 30% errors in FAIRR and ProofWriter, respectively. We observe that our knowledge composer is makes lesser errors on average compared to the ProofWriter generative model.

Other generation errors: ProofWriter makes around 20% errors where the model generated output does not make sense. For example, it can hallucinate facts that are not present in the theory. Such errors are not interpretable and questions the model’s inner-working. FAIRR shows no such error, since the proofs are always interpretable in our model due to the causal framework.

Overall, we find that the errors made by FAIRR are more interpretable than ProofWriter, since we can pin-point which module is at fault. Whereas, in ProofWriter, it is sometimes hard to understand

Input	Output
s_1 : If someone is blue then they are quiet. s_2 : Chris is blue.	Chris is quiet. (s_1, s_2)
s_1 : If someone is blue then they are quiet. s_2 : Chris is blue. s_3 : Steve is blue.	Dave is quiet. (s_1, s_2)
s_1 : If someone is blue then they are quiet. s_2 : Quiet people are cold. s_3 : Chris is blue. s_4 : Steve is blue. s_5 : Chris is white.	Dave is quiet. (s_1, s_4)

Table 4: Examples of inferences made by ProofWriter. Blue text denotes incrementally added sentences in the theory and red text denotes an error. The (\cdot) is the generated proof. Refer to Section 5.5 for more details.

the source of errors. This feature also makes our framework easier to debug to potentially fix some components with techniques like data augmentation. Please refer to Appendix I for more discussion and examples of errors.

5.5 ProofWriter Input Ablation

A key goal of FAIRR is to *explicitly* ensure causality from the rule/facts selection step (proof generation) to the reasoning step (intermediate inference generation). This is essential for a reasoning method using forward chaining to solve a deductive reasoning task⁴. To understand if ProofWriter, which uses forward chaining, implicitly does this “select-then-reason” within the model, we perform the following case study: We sample theories from our subject perturbation dataset where ProofWriter made errors, and manually evaluate the model on inputs with all irrelevant rules/facts deleted. Next we sequentially start adding back the deleted rules/facts to see if the output still remains valid. As shown in Table 4, we see that ProofWriter generates a correct inference for the first row which uses just the essential part of the theory required to generate the conclusion, and starts making errors as more sentences are included. Some more examples are shown in Table 16 in Appendix. This shows that internally ProofWriter is unable to faithfully perform the “select-then-reason” steps for larger theories. In contrast, FAIRR explicitly separates these steps, leading to a faithful reasoning model.

6 Related Works

Reasoning in Text Reasoning in text is a well studied problem in NLP. Natural Language Inference (NLI) (Dagan et al., 2006) is one of the most

⁴Forward chaining is described as repeated application of *modus ponens* (Hinkelmann, 2004), which requires at least two premises to then logically conclude an inference.

prominent tasks that require reasoning over text to answer if a statement is entailed, contradicted, or neutral, given a hypothesis. More recently, datasets like HotpotQA (Yang et al., 2018), bAbI (Weston et al., 2016), QuaRTz (Tafjord et al., 2019), ROPES (Lin et al., 2019), CLUTRR (Sinha et al., 2019), etc., have studied different aspects of reasoning over textual inputs. These tasks usually require implicit reasoning, where the model needs to internally infer the rules required to solve the task. In contrast, RuleTaker (Clark et al., 2020) deals with explicit reasoning (also known as deductive reasoning).

Proof Generation Recently, some works have been addressing the problem of proof generation from an NL-based theory. Prover (Saha et al., 2020) trains a RoBERTa-based model that predicts nodes and edges of the proof graph. ProofWriter (Tafjord et al., 2021) is a T5-based (Raffel et al., 2020) model, that iteratively generates one-hop conclusions and proofs from a theory. Another work MultiProver (Saha et al., 2021), generates multiple possible proofs for a statement. While we study the same problem of proof generation similar to these works, we develop a more faithful and robust model designing a modular system for proof generation.

Causal Reasoning The study of causality and causal reasoning models (Pearl, 2000, 2004; Schölkopf, 2019) has been prevalent in machine learning. It has been applied in various domains such as algorithmic fairness (Loftus et al., 2018), gender bias mitigation (Vig et al., 2020), robustness from spurious correlations (Bühlmann, 2020; Veitch et al., 2021), counterfactual explanations (Feder et al., 2021b), etc. Causality in NLP is particularly important to learn models that go beyond exploiting correlations and to improve their overall faithfulness (Feder et al., 2021a).

7 Conclusion

In this paper, we proposed FAIRR, a faithful and robust deductive reasoning model based on three modular components: rule selection, fact selection, and knowledge composition. FAIRR ensures causality from proof generation to entailment prediction by design. We established the effectiveness of our approach through experiments on testing robustness to language variations and demonstrating the interpretability of the errors made by our model. We also show that FAIRR is faster and more precise at deductive reasoning than prior baselines.

651
652
653
654
655
656
657
658
659
660
661
662
663
664
665
666
667
668
669
670
671
672
673
674
675
676
677
678
679
680
681
682
683
684
685
686
687
688
689
690
691
692
693
694
695
696
697
698
699
700
701
702
703

References

Peter Bühlmann. 2020. Invariance, causality and robustness. *Statistical Science*, 35(3):404–426.

Peter Clark, Oyvind Tafjord, and Kyle Richardson. 2020. Transformers as soft reasoners over language. In *Proceedings of the Twenty-Ninth International Joint Conference on Artificial Intelligence, IJCAI-20*, pages 3882–3890. International Joint Conferences on Artificial Intelligence Organization. Main track.

Ido Dagan, Oren Glickman, and Bernardo Magnini. 2006. The pascal recognising textual entailment challenge. In *Machine Learning Challenges. Evaluating Predictive Uncertainty, Visual Object Classification, and Recognising Tectual Entailment*, pages 177–190, Berlin, Heidelberg. Springer Berlin Heidelberg.

Amir Feder, Katherine A. Keith, Emaad Manzoor, Reid Pryzant, Dhanya Sridhar, Zach Wood-Doughty, Jacob Eisenstein, Justin Grimmer, Roi Reichart, Margaret E. Roberts, Brandon M. Stewart, Victor Veitch, and Diyi Yang. 2021a. Causal inference in natural language processing: Estimation, prediction, interpretation and beyond. *CoRR*, abs/2109.00725.

Amir Feder, Nadav Oved, Uri Shalit, and Roi Reichart. 2021b. Causalm: Causal model explanation through counterfactual language models. *Computational Linguistics*, 47(2):333–386.

Knut Hinkelmann. 2004. Forward chaining vs. backward chaining. *University of Applied Sciences Northwestern Switzerland, School of Business*.

Kevin Lin, Oyvind Tafjord, Peter Clark, and Matt Gardner. 2019. Reasoning over paragraph effects in situations. In *Proceedings of the 2nd Workshop on Machine Reading for Question Answering*, pages 58–62, Hong Kong, China. Association for Computational Linguistics.

Zachary C. Lipton. 2018. The mythos of model interpretability: In machine learning, the concept of interpretability is both important and slippery. *Queue*, (3).

Yinhan Liu, Myle Ott, Naman Goyal, and Jingfei Du an. 2019. Roberta: A robustly optimized bert pretraining approach. *ArXiv preprint*, abs/1907.11692.

Joshua R. Loftus, Chris Russell, Matt J. Kusner, and Ricardo Silva. 2018. Causal reasoning for algorithmic fairness. *CoRR*, abs/1805.05859.

John W. McCarthy. 1959. Programs with common sense. In *Proc. Tedding Conf. on the Mechanization of Thought Processes*, pages 75–91.

Allen Newell and Herbert A. Simon. 1956. The logic theory machine—a complex information processing system. *IRE Trans. Information Theory*, 2:61–79.

J. Pearl. 2004. *Graphical models for probabilistic and causal reasoning*, pages 70–1.

Judea Pearl. 2000. *Causality: Models, Reasoning and Inference*. Cambridge University Press. 704
705

Colin Raffel, Noam Shazeer, Adam Roberts, Katherine Lee, Sharan Narang, Michael Matena, Yanqi Zhou, Wei Li, and Peter J. Liu. 2020. Exploring the limits of transfer learning with a unified text-to-text transformer. *Journal of Machine Learning Research*, 21(140):1–67. 706
707
708
709
710
711

Swarnadeep Saha, Sayan Ghosh, Shashank Srivastava, and Mohit Bansal. 2020. PProver: Proof generation for interpretable reasoning over rules. In *Proceedings of the 2020 Conference on Empirical Methods in Natural Language Processing (EMNLP)*, pages 122–136, Online. Association for Computational Linguistics. 712
713
714
715
716
717

Swarnadeep Saha, Prateek Yadav, and Mohit Bansal. 2021. multiPProver: Generating multiple proofs for improved interpretability in rule reasoning. In *NAACL*. 718
719
720
721

Bernhard Schölkopf. 2019. Causality for machine learning. *CoRR*, abs/1911.10500. 722
723

Koustuv Sinha, Shagun Sodhani, Jin Dong, Joelle Pineau, and William L. Hamilton. 2019. CLUTRR: A diagnostic benchmark for inductive reasoning from text. In *Proceedings of the 2019 Conference on Empirical Methods in Natural Language Processing and the 9th International Joint Conference on Natural Language Processing (EMNLP-IJCNLP)*, pages 4506–4515, Hong Kong, China. Association for Computational Linguistics. 724
725
726
727
728
729
730
731
732

Oyvind Tafjord, Bhavana Dalvi, and Peter Clark. 2021. ProofWriter: Generating implications, proofs, and abductive statements over natural language. In *Findings of the Association for Computational Linguistics: ACL-IJCNLP 2021*, pages 3621–3634, Online. Association for Computational Linguistics. 733
734
735
736
737
738

Oyvind Tafjord, Matt Gardner, Kevin Lin, and Peter Clark. 2019. QuaRTz: An open-domain dataset of qualitative relationship questions. In *Proceedings of the 2019 Conference on Empirical Methods in Natural Language Processing and the 9th International Joint Conference on Natural Language Processing (EMNLP-IJCNLP)*, pages 5941–5946, Hong Kong, China. Association for Computational Linguistics. 739
740
741
742
743
744
745
746

Ashish Vaswani, Noam Shazeer, Niki Parmar, Jakob Uszkoreit, Llion Jones, Aidan N. Gomez, Lukasz Kaiser, and Illia Polosukhin. 2017. Attention is all you need. In *Advances in Neural Information Processing Systems 30: Annual Conference on Neural Information Processing Systems 2017, December 4-9, 2017, Long Beach, CA, USA*, pages 5998–6008. 747
748
749
750
751
752
753

Victor Veitch, Alexander D’Amour, Steve Yadlowsky, and Jacob Eisenstein. 2021. Counterfactual invariance to spurious correlations: Why and how to pass stress tests. *CoRR*, abs/2106.00545. 754
755
756
757

- 758 Jesse Vig, Sebastian Gehrmann, Yonatan Belinkov,
759 Sharon Qian, Daniel Nevo, Yaron Singer, and Stu-
760 art M. Shieber. 2020. [Causal mediation analysis](#)
761 [for interpreting neural NLP: the case of gender bias.](#)
762 *CoRR*, abs/2004.12265.
- 763 Jason Weston, Antoine Bordes, Sumit Chopra, and
764 Tomás Mikolov. 2016. [Towards ai-complete question](#)
765 [answering: A set of prerequisite toy tasks.](#) In *4th In-*
766 *ternational Conference on Learning Representations,*
767 *ICLR 2016, San Juan, Puerto Rico, May 2-4, 2016,*
768 *Conference Track Proceedings.*
- 769 Thomas Wolf, Lysandre Debut, Victor Sanh, Julien
770 Chaumond, Clement Delangue, Anthony Moi, Pier-
771 ric Cistac, Tim Rault, Remi Louf, Morgan Funtow-
772 icz, Joe Davison, Sam Shleifer, Patrick von Platen,
773 Clara Ma, Yacine Jernite, Julien Plu, Canwen Xu,
774 Teven Le Scao, Sylvain Gugger, Mariama Drame,
775 Quentin Lhoest, and Alexander Rush. 2020. [Trans-](#)
776 [formers: State-of-the-art natural language processing.](#)
777 In *Proceedings of the 2020 Conference on Empirical*
778 *Methods in Natural Language Processing: System*
779 *Demonstrations*, pages 38–45, Online. Association
780 for Computational Linguistics.
- 781 Zhilin Yang, Peng Qi, Saizheng Zhang, Yoshua Bengio,
782 William Cohen, Ruslan Salakhutdinov, and Christo-
783 pher D. Manning. 2018. [HotpotQA: A dataset for](#)
784 [diverse, explainable multi-hop question answering.](#)
785 In *Proceedings of the 2018 Conference on Empiri-*
786 *cal Methods in Natural Language Processing*, pages
787 2369–2380, Brussels, Belgium. Association for Com-
788 putational Linguistics.

Dataset	Split	Number of Theories	Number of Questions	Number of Conclusions per Theory (min/mean/max)
D0	train	18889	69906	0/0.81/18
	dev	2700	10070	0/0.81/14
	test	5389	20024	0/0.8/12
D1	train	9008	69616	1/1.69/13
	dev	1318	10188	1/1.7/14
	test	2607	20210	1/1.7/12
D2	train	6330	70076	2/3.15/14
	dev	909	10094	2/3.09/12
	test	1794	19840	2/3.11/14
D3	train	4816	69388	3/4.81/16
	dev	719	10302	3/4.73/14
	test	1405	20346	3/4.72/15
D5	train	3322	69810	5/9.12/21
	dev	482	10190	5/9.13/21
	test	948	20030	5/9.08/21
Pararules	train	1681	28010	3/4.25/14
	dev	240	4004	3/4.53/13
	test	482	8008	3/4.24/11

Table 5: Statistics of datasets introduced by Tafjord et al., 2021 with the number of theories, questions and conclusions per theory for all three splits of each dataset. The splits are kept the same as the original dataset. Please refer to Appendix A for more details.

A Depth Dataset Details

For training and evaluation of FAIRR and ProofWriter, we use the D* datasets and the ParaRules dataset (Clark et al., 2020). The statistics of these datasets are shown in Table 5 which includes the number of theories, the total number of questions across all theories, and the number of conclusions per theory. The statistics are broken down split wise. We use the same splits of train/dev/test as provided in the original datasets (Clark et al., 2020; Tafjord et al., 2021). All the dataset sources are properly cited and used according to the release license.

B Robustness Dataset Details

The robustness dataset is created by replacing all subjects (attributes, subject+attributes) in the D3 dataset with unseen subjects (attributes, subject+attributes) to create the subject (attribute, subject+attributes) robustness set. For this, we first curate new sets of subjects and attributes to be used as a global pool to sample from while replacing existing subjects and attributes from the theory. These

Dataset	Split	Number of Theories	Number of Questions	Number of Conclusions per Theory (min/mean/max)
Subject	train	28896	416328	3/4.81/16
	dev	4314	61812	3/4.73/14
	test	8430	122076	3/4.72/15
Attribute	train	28866	415848	3/4.81/16
	dev	4314	61812	3/4.73/14
	test	8415	121836	3/4.73/15
Subject+Attribute	train	28866	415848	3/4.81/16
	dev	4314	61812	3/4.73/14
	test	8415	121836	3/4.73/15

Table 6: Statistics of datasets introduced in this paper with the number of theories, questions and conclusions per theory for all three splits of each dataset. We use these datasets to quantify the robustness of FAIRR and compare it with baselines. Please refer to Appendix B for more details.

sets are detailed below:

Subject proper name pool: {‘George’, ‘Paul’, ‘Ronald’, ‘Emma’, ‘Magnus’, ‘Timothy’, ‘Chris’, ‘Molly’, ‘Diana’, ‘Joseph’, ‘Becky’, ‘Kurt’, ‘Ivan’, ‘Steve’, ‘Laura’, ‘Oliver’, ‘Adam’, ‘Larry’}

Subject common name pool: {‘mother’, ‘father’, ‘baby’, ‘child’, ‘toddler’, ‘teenager’, ‘grandmother’, ‘student’, ‘teacher’, ‘alligator’, ‘cricket’, ‘bird’, ‘wolf’, ‘giraffe’, ‘dinosaur’, ‘thief’, ‘soldier’, ‘officer’, ‘artist’, ‘shopkeeper’, ‘caretaker’, ‘janitor’, ‘minister’, ‘salesman’, ‘saleswoman’, ‘runner’, ‘racer’, ‘painter’, ‘dresser’, ‘shoplifter’}

Attribute pool: {‘maroon’, ‘brown’, ‘black’, ‘orange’, ‘cordial’, ‘friendly’, ‘adorable’, ‘old’, ‘soft’, ‘violent’, ‘intelligent’, ‘square’, ‘warm’, ‘large’, ‘cylindrical’, ‘spherical’, ‘tiny’, ‘microscopic’, ‘brilliant’, ‘noisy’, ‘playful’, ‘tender’, ‘gracious’, ‘patient’, ‘funny’, ‘hilarious’, ‘thorny’, ‘sensitive’, ‘diplomatic’, ‘thoughtful’}

Then, for each theory in the D3 dataset, we replace *all* the subjects in the theory with randomly sampled subjects (without replacement) from the candidate set to create a perturbed theory. We perform this replacement operation to generate five different perturbed theories. These perturbed theories are called equivalence set. Note that the only change in each theory in an equivalence set is the subjects being replaced by some randomly sampled subjects. For example, “cat” in the original theory might be replaced by “child” in one perturbation, and with “teacher” in yet another perturbation. We follow the same procedure to create attribute and

d	Entailment Accuracy			Proof Accuracy		
	PW (“All”)	PW (“Iter”)	FAIRR	PW (“All”)	PW (“Iter”)	FAIRR
N/A	97.4	99.2	99.4	97.4	99.2	99.4
0	100.0	100.0	100.0	100.0	100.0	100.0
1	99.9	99.1	99.5	99.3	97.5	99.2
2	99.7	98.9	98.5	97.6	96.4	96.1
3	99.7	98.4	93.4	91.2	95.5	85.5
4	99.5	97.5	88.8	46.9	93.4	77.4
5	98.9	96.5	79.2	24.4	82.3	68.1
All	98.7	98.8	95.9	85.6	96.4	92.7

Table 7: D5 dataset depth-wise performance comparison of FAIRR trained on D0-D3 with ProofWriter (“All”) and ProofWriter (“Iter”) trained on D3 and D0-D3 respectively. Baseline results are copied from Tafjord et al. (2021). Refer to Section 5.1 and Appendix C for more details.

subject+attribute robustness sets.

The statistics for these robustness datasets are shown in Table 6 which includes the dataset name depicting the perturbation type (subject, attribute or subject+attribute), number of theories, the total number of questions across all theories, and the number of conclusions per theory. Please note that one theory has multiple questions in general, and it is possible to have conclusions that are not a part of these questions, but can be deduced from the given theory. Each split of the original dataset is perturbed separately as described above, to create the new datasets.

C Generalization to Reasoning Depths

In this section, we experiment with a setting where models are trained on depths less than or equal to 3 (i.e., $d \leq 3$) and tested on D5 dataset that contains statements that require reasoning up to depth 5 (i.e., $d \leq 5$). Here, we test the generalization of the models to reasoning depths that are *unseen* at training time. These results are shown in Table 7. From this table, we observe that overall our model performs significantly better than ProofWriter (“All”) on proof accuracy (+7.5%), but has a lower performance compared to ProofWriter (“Iter”) (−3%). This shows that compared to ProofWriter (“Iter”), our models are weaker at generalizing to unseen reasoning depths. This happens majorly because our rule selector tends to stop the inference iterations earlier, which means some essential inferences are not generated by the model. Thus, this leads to lower performance with increasing reasoning depths.

But, we make another interesting observation here. The drops in entailment and proof accuracy with increasing depths are similar for FAIRR. For

d	Entailment Accuracy		Proof Accuracy	
	PW (“Iter”)	FAIRR	PW (“Iter”)	FAIRR
N/A	98.9	99.3	98.9	99.3
0	99.9	100.0	99.9	100.0
1	79.1	96.0	78.8	95.7
2	76.6	93.4	73.4	91.4
3	72.7	89.8	67.8	85.7
All	89.6	96.8	88.4	95.9

Table 8: Comparison of FAIRR with ProofWriter (“Iter”) trained on D0-D3 and tested on subject robustness dataset. Baseline results are generated using the checkpoint provided by the authors. For more details, please refer to Appendix D.

d	Entailment Accuracy		Proof Accuracy	
	PW (“Iter”)	FAIRR	PW (“Iter”)	FAIRR
N/A	99.7	99.2	99.7	99.2
0	100.0	100.0	100.0	100.0
1	83.7	83.8	83.4	83.1
2	73.2	72.3	71.9	69.7
3	66.4	63.2	64.4	57.9
All	89.2	88.5	88.8	87.3

Table 9: Comparison of FAIRR with ProofWriter (“Iter”) trained on D0-D3 and tested on attribute robustness dataset. Baseline results are generated using the checkpoint provided by the authors. For more details, please refer to Appendix D.

instance, considering the performance drops between $d = 4$ to $d = 5$, FAIRR has $\sim 9.5\%$ drop in both entailment and proof accuracy. In contrast, ProofWriter (“All”) and ProofWriter (“Iter”) drops approximately 22% and 11%, respectively in proof accuracy for a mere 1% drop in entailment accuracy. This raises some concern on the causality of the proof generation process used for entailment prediction in these models, since it seems like the answer prediction and proof generation are not dependent via the same reasoning paths. In contrast, our causal framework grounds the entailment prediction to the proofs and this leads to more consistent performance variations in FAIRR.

D Robustness to Perturbed Theories

Here, we show the detailed depth-wise performance of FAIRR and ProofWriter (“Iter”) trained on D0-D3 dataset and evaluated on different robustness datasets as described in Section 4. The results for subject, attribute, and subject+attribute

d	Entailment Accuracy		Proof Accuracy	
	PW (“Iter”)	FAIRR	PW (“Iter”)	FAIRR
N/A	99.8	99.2	99.8	99.2
0	99.9	100.0	99.9	100.0
1	74.2	83.1	73.9	82.5
2	65.3	71.1	64.3	68.3
3	59.9	62.1	58.7	56.7
All	86.0	88.1	85.7	86.9

Table 10: Comparison of FAIRR with ProofWriter (“Iter”) trained on D0-D3 and tested on subject+attribute robustness dataset. Baseline results are generated using the checkpoint provided by the authors. For more details, please refer to Appendix D.

Trained module	Subj Perturbation		Attr Perturbation	
	EA	PA	EA	PA
Base (trained on D0-D3)	96.8	95.9	88.5	87.3
Rule selector (RS)	97.3	96.7	89.6	86.8
Fact selector (FS)	96.7	95.8	88.6	87.1
Knowledge composer (KC)	98.5	97.6	89.4	88.1
RS + FS + KC	99.1	98.5	97.1	91.0

Table 11: Comparison of variants of FAIRR where different components (RS, FS, KC) and their combinations are trained and tested on robustness datasets. Please refer to Appendix D for more details.

robustness evaluations are shown in Tables 8, 9, and 10, respectively. We observe that ProofWriter (“Iter”) performs significantly worse compared to FAIRR on subject robustness. The results on subject+attribute robustness are mostly comparable, while in attribute robustness our model performs worse. The drop in performance show that both the models are sensitive to attributes in the theory to varying degree. But the strong sensitivity of ProofWriter (“Iter”) to the subject perturbations is questionable, since the causality of the model’s reasoning process seems to be compromised because the model learns some spurious correlations using the subjects.

In another setting, we train different components of our model on the robustness data and check if that leads to some performance gains. These results are reported in Table 11. We find that it is indeed possible to improve the performance of individual components of our model by robust data augmentation. This also indicates that our individual components are flexible to intervention by data augmentation. Such abilities are lacking in ProofWriter.

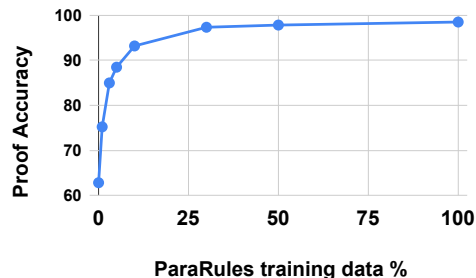


Figure 6: Proof Accuracy of FAIRR when tested on ParaRules while using limited amount of ParaRules along with D0-D3 for training. See Appendix E for more details.

d	Entailment Accuracy		Proof Accuracy	
	PW (“All”) [T5-11B]	FAIRR	PW (“All”) [T5-11B]	FAIRR
0	99.9	100.0	99.9	100.0
1	99.3	99.6	99.3	99.6
2	98.3	97.6	97.7	97.4
3	98.2	95.4	96.5	95.1
4	91.5	91.6	83.1	91.6
All	99.1	98.7	98.5	98.6

Table 12: Comparison of FAIRR with ProofWriter (“All”) [T5-11B] when trained on D3+ParaRules and tested on ParaRules. Results for ProofWriter (“All”) [T5-11B] are copied from the paper. Please refer to Appendix F for more details.

E Generalization to paraphrased theories 923

Here we test the ability of our model to generalize to unseen language in ParaRules by using limited training supervision. To test this, we first train our model on D0-D3 dataset and test it on the ParaRules dataset. This is a zero-shot evaluation on an unseen language form. In Figure 6 we observe that the performance is significantly worse on this setting as expected. We also evaluated a checkpoint of ProofWriter (“Iter”) trained on D0-D3 which achieves a similar performance of 62.13% entailment accuracy⁵. Next, we gradually start adding portions of ParaRules, along with the D0-D3 data, to the training dataset. We find that FAIRR can quickly achieve reasonable performance using even 10% additional data. This shows that our modularized approach is also efficient in adapting to unseen theories with limited data supervision. For more comparisons with models trained on ParaRules, please refer to Appendix F. 924 925 926 927 928 929 930 931 932 933 934 935 936 937 938 939 940 941 942

F Results on ParaRules training 943

Following (Tafjord et al., 2021), we compare the performance of ProofWriter (“All”) and FAIRR on the ParaRules dataset, when trained on a com- 944 945 946

⁵data-augmented training results for ProofWriter are not reported in the figure since the training code is not available

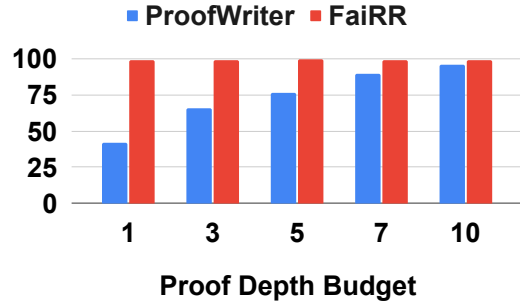
d	ProofWriter (“Iter”)	FAIRR
0	1.01	0.12
1	1.01	0.20
2	1.00	0.28
3	1.01	0.36
4	1.01	0.46
Avg	1.01	0.28

Table 13: Evaluation runtime (in hours) of FAIRR and ProofWriter (“Iter”). Please refer to Appendix H for more details.

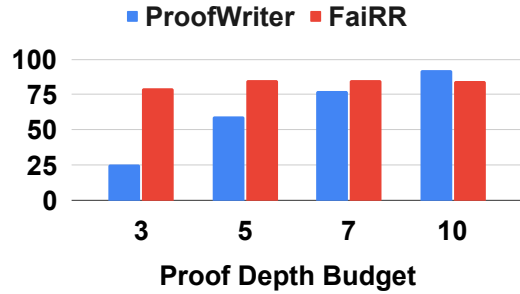
947 bined partition of D3 and ParaRules train set. The
948 ParaRules dataset contains complex linguistic ex-
949 pressions in the theories that are more realistic than
950 D* dataset theories, making it a more challenging
951 dataset. These results are shown in Table 12, with a
952 reasoning depth breakdown as before. We note that
953 numbers for ProofWriter (“Iter”) are not reported
954 in the paper, and no trained checkpoint is avail-
955 able either, so we omit it from our comparisons.
956 Also, the reported results for ProofWriter (“All”)
957 are from evaluating a T5-11B model while ours
958 is a T5-large model. Here, we see that our model
959 performs better at higher depths compared to the
960 baseline which demonstrates that FAIRR is better
961 at handling paraphrases.

962 G Inference Budget Analysis

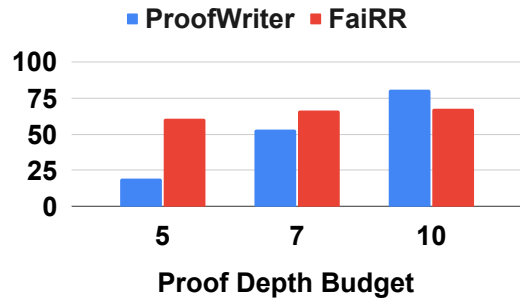
963 In the inference budget analysis, we compare the
964 performance of FAIRR and ProofWriter under an
965 inference budget constraint, i.e., we restrict the to-
966 tal number of intermediate conclusions that can be
967 produced by both models. We perform this analy-
968 sis on three different depth datasets ($d = \{1, 3, 5\}$)
969 and upper bound the number of inferences by
970 $B = \{1, 3, 5, 7, 10\}$. We ensure that the budget
971 is at least equal to the depth of the statements under
972 consideration since proving a statement requires a
973 model to generate inferences equal to at least the
974 depth. From Figure 7 we observe that for all depths
975 FAIRR consistently outperforms ProofWriter on
976 lower budgets. Only when the budget increases
977 to 10, ProofWriter compares with or sometimes
978 outperforms our model. This analysis demon-
979 strates that FAIRR performs a prioritized gener-
980 ation of conclusions that are relevant to the state-
981 ment, which can be useful in scenarios with limited
982 inference budgets.



(a) Depth 1



(b) Depth 3



(c) Depth 5

Figure 7: Depth-wise comparison of ProofWriter (“Iter”) and FAIRR (both trained on D0-3 dataset) on limited inference budgets. Please refer to Appendix G for details.

H Runtime Analysis

983 For inference runtime analysis, we time the evalua-
984 tion of both FAIRR and ProofWriter (“Iter”) on D5
985 dev set. Note that D5 dataset contains statements
986 that require *at most* five reasoning steps to gener-
987 ate an answer. The runtime for both methods are
988 shown in Table 13. These results were obtained
989 by running the inference algorithm on NVIDIA
990 GeForce RTX 2080 Ti GPUs for both models. We
991 observe that ProofWriter (“Iter”) has an almost con-
992 stant runtime since it always generates all possible
993 inferences for a theory. In contrast, our runtime
994 increases almost linearly with increasing depth. On
995 average, FAIRR is 3.5 times faster at inference than
996

997 ProofWriter (“Iter”).

998 I Error Analysis

999 This is a follow-up of Section 5.4, where we delve
1000 deeper into the error analysis by discussing dif-
1001 ferent error examples and their potential reasons.
1002 First, the stop errors are easy to understand. These
1003 are cases where the model just decides to stop in-
1004 stead of generating any further conclusions. For
1005 our model, this can happen if the rule selector is
1006 under confident while selecting rules and it learns
1007 that a safer fallback is to stop generating rules. This
1008 aspect can probably be improved by a better mod-
1009 eling of the rule selector. We plan to explore this
1010 in future works.

1011 Next we look at some of the wrong inferences
1012 generated by both models in Tables 14 and 15. We
1013 observe that errors made by FAIRR are rather naive
1014 with small mistakes in the final conclusion (shown
1015 in red in Table 15). In contrast, ProofWriter tends
1016 to generate an invalid conclusion with no relation
1017 to the generated proof (rows 1 and 2 in Table 14).
1018 It also makes many non-interpretable generation er-
1019 rors where the model’s output format is completely
1020 violated or the model seems to hallucinate some
1021 facts (rows 3-6 in Table 14). Thus, we observe
1022 the benefit of our causal framework as the errors
1023 are interpretable and more believable. In contrast,
1024 errors made by ProofWriter clearly show that its in-
1025 ference reasoning process can often not rely on the
1026 proof at or, or even the generated proof sometimes
1027 doesn’t make sense.

1028 J Comparison with Baselines

1029 In this work we compare FAIRR with baselines
1030 introduced by (Tafjord et al., 2021). We omit com-
1031 parisons with both POver (Saha et al., 2020) and
1032 multiPOver (Saha et al., 2021), since they were
1033 trained on a different dataset that makes a closed-
1034 world assumption (CWA), whereas we use datasets
1035 that make an open-world assumption (OWA). One
1036 essential difference between these two datasets are
1037 that OWA allows for predicting the truth values
1038 as one of {True,False,Unknown} while in CWA,
1039 any fact that cannot be deduced from the theory is
1040 assumed to be false. As a result, in CWA, there
1041 are only two possible truth values {True,False} for
1042 a given statement. This CWA assumption also
1043 leads to a specific constraint in the generated proof
1044 graphs, where special *NAF* nodes need to be con-
1045 sidered. Please refer to Saha et al. (2020) for more

1046 details on this. Additionally, multiPOver (Saha
1047 et al., 2021) has a goal that is different from ours.
1048 Specifically, their focus is on generating multi-
1049 ple possible proofs for a given rulebase, and for
1050 this their training examples contain multiple gold
1051 proofs per instance. In FAIRR and ProofWriter
1052 (Tafjord et al., 2021), only one gold proof needs to
1053 be generated, making the comparisons a bit unfair.
1054 Following Tafjord et al. (2021), we report single
1055 run numbers for every experiment.

1056 K Hyperparameters

1057 We use RoBERTa-large models (Liu et al., 2019)
1058 to model the rule selector and fact selector in
1059 FAIRR. For selecting the best hyperparameters for
1060 both these components, we selected the max train-
1061 ing epochs in: {10, 15, 20}, warmup updates in:
1062 {0.05, 0.1}, weight decay in: {0.1, 0.01, 0.001},
1063 learning rate in: { $3e-6$, $5e-6$, $1e-6$ }, and batch size
1064 in {16, 32}.

1065 We use T5 (Raffel et al., 2020) (T5-large) to
1066 model the knowledge composer in FAIRR and train
1067 it using the default hyperparameters available in
1068 the Hugging Face transformers library (Wolf et al.,
1069 2020). All models were trained on Nvidia Quadro
1070 RTX 8000 GPUs. Training a FAIRR on a single
1071 GPU takes around 20 hours on average.

Error Type	Input (<i>format: complete theory</i>)	Output (<i>format: \$answer\$ = conclusion ; \$proof\$ = # rule & facts</i>)
Wrong inference	\$answer\$; \$proof\$; \$question\$ = What is one single-hop inference? ; \$context\$ = sent1: Cold people are red. sent2: If someone is quiet then they are cold. sent3: Smart, blue people are quiet. sent4: If Paul is blue then Paul is furry. sent5 : If someone is blue then they are quiet. sent6: If Steve is furry and Steve is smart then Steve is white. sent7: If Chris is red and Chris is furry then Chris is blue. sent8: Quiet people are cold. sent9 : Chris is blue. sent10: Chris is white. sent11: Ronald is red. sent12: Paul is quiet. sent13: Paul is smart. sent14: Steve is blue. sent15: Steve is furry. sent16: Steve is red. sent17: Steve is smart. sent18: Steve is white.	\$answer\$ = Dave is quiet. ; \$proof\$ = # sent5 sent9
Wrong inference	\$answer\$; \$proof\$; \$question\$ = What is one single-hop inference? ; \$context\$ = sent1: Cold people are red. sent2 : If someone is quiet then they are cold. sent3: Smart, blue people are quiet. sent4: If Paul is blue then Paul is furry. sent5: If someone is blue then they are quiet. sent6: If Steve is furry and Steve is smart then Steve is white. sent7: If Chris is red and Chris is furry then Chris is blue. sent8: Quiet people are cold. sent9: Chris is blue. sent10: Chris is white. sent11: Ronald is red. sent12: Paul is quiet. sent13: Paul is smart. sent14: Steve is blue. sent15: Steve is furry. sent16: Steve is red. sent17: Steve is smart. sent18: Steve is white. sent19 : Dave is quiet.	\$answer\$ = Dave is not a cat. ; \$proof\$ = # sent2 sent19
Generation error - output format violated	\$answer\$; \$proof\$; \$question\$ = What is one single-hop inference? ; \$context\$ = sent1: If someone likes the grandmother then the grandmother eats the artist. sent2: If someone eats the artist then the artist is young. sent3: If the artist eats the grandmother then the artist is cold. sent4: If someone eats the artist and the artist eats the grandmother then the grandmother eats the artist. sent5: If someone is red and big then they like the grandmother. sent6 : If someone visits the grandmother then they are red. sent7: If someone is rough then they eat the grandmother. sent8: If someone likes the artist then they visit the grandmother. sent9: The artist likes the grandmother. sent10: The grandmother eats the artist. sent11: The grandmother is big. sent12: The grandmother is cold. sent13: The grandmother is young. sent14: The grandmother likes the artist. sent15 : The grandmother visits the artist. sent16: The artist is young.	\$answer\$ = The red sent6 sent15
Generation error - hallucinating facts	\$answer\$; \$proof\$; \$question\$ = What is one single-hop inference? ; \$context\$ = sent1: All young things are smart. sent2 : All smart, young things are nice. sent3: If something is young and nice then it is quiet. sent4: Becky is big. sent5: Becky is green. sent6: Becky is young. sent7: Larry is big. sent8: Larry is quiet. sent9: Larry is red. sent10: Larry is young. sent11 : Bob is smart.	\$answer\$ = Bob is nice. ; \$proof\$ = # sent2 & sent11 sent16
Generation error - repeated facts	\$answer\$; \$proof\$; \$question\$ = What is one single-hop inference? ; \$context\$ = sent1: If Adam is green then Adam is big. sent2: Green things are rough. sent3: If Joseph is cold then Joseph is big. sent4: All blue things are cold. sent5: All green things are rough. sent6: All big things are kind. sent7: If something is rough and big then it is green. sent8: All kind, blue things are cold. sent9: Joseph is blue. sent10: Adam is blue. sent11: Molly is cold. sent12: Joseph is cold. sent13 : Charlie is cold.	\$answer\$ = Charlie is sent13 sent13
Generation error - output format violated	\$answer\$; \$proof\$; \$question\$ = What is one single-hop inference? ; \$context\$ = sent1: Nice things are green. sent2: If Ivan is smart then Ivan is blue. sent3: Green things are smart. sent4: All cold things are nice. sent5: Big things are blue. sent6: If Ronald is nice then Ronald is big. sent7: If something is green and big then it is not kind. sent8 : If something is smart and nice then it is kind. sent9 : Ronald is smart. sent10: Larry is cold. sent11: Laura is nice. sent12: Ivan is kind. sent13: Larry is nice. sent14: Larry is green. sent15: Bob is smart.	\$answer\$ = Bob is kind. ; \$proof\$ = # sent8 & sent9 sent-nice

Table 14: Examples of inference errors made by ProofWriter (“Iter”). Please refer to Appendix I for more details.

Error Type	Input (<i>format: [facts], rule</i>)	Inference
Wrong inference	[the racer needs the janitor.], if someone needs the janitor then the janitor likes the racer.	the janitor likes the race .
Wrong inference	[oliver is big.], big people are young.	the oliver is young.
Wrong inference	[the shoplifter needs the shoplifter., the shoplifter needs the dinosaur.], if something needs the dinosaur and it needs the shoplifter then it is round.	the shop is round.

Table 15: Examples of inference errors made by FAIRR while composing rules and facts using the knowledge composer. Please refer to Appendix I for more details.

Input (format: complete theory)	Output (format: \$answer\$ = conclusion ; \$proof\$ = # rule & facts)	Output ✓:correct ✗:incorrect
Example 1		
\$answer\$; \$proof\$; \$question\$ = What is one single-hop inference? ; \$context\$ = sent1: If someone is blue then they are quiet. sent2: Chris is blue.	\$answer\$ = Chris is quiet. ; \$proof\$ = # sent1 sent2	✓
\$answer\$; \$proof\$; \$question\$ = What is one single-hop inference? ; \$context\$ = sent1: If someone is blue then they are quiet. sent2: Chris is blue. sent3: Steve is blue.	\$answer\$ = Dave is quiet. ; \$proof\$ = # sent1 sent2	✗
\$answer\$; \$proof\$; \$question\$ = What is one single-hop inference? ; \$context\$ = sent1: If someone is blue then they are quiet. sent2: Quiet people are cold. sent3: Chris is blue. sent4: Steve is blue. sent5: Chris is white.	\$answer\$ = Dave is quiet. ; \$proof\$ = # sent1 sent4	✗
Example 2		
\$answer\$; \$proof\$; \$question\$ = What is one single-hop inference? ; \$context\$ = sent1: If someone likes the artist then they visit the grandmother. sent2: The grandmother likes the artist.	\$answer\$ = The grandmother visits the grandmother. ; \$proof\$ = # sent1 sent2	✓
\$answer\$; \$proof\$; \$question\$ = What is one single-hop inference? ; \$context\$ = sent1: If someone is red and big then they like the grandmother. sent2: If someone visits the grandmother then they are red. sent3: If someone likes the artist then they visit the grandmother. sent4: The artist likes the grandmother. sent5: The grandmother eats the artist. sent6: The grandmother is big. sent7: The grandmother is cold. sent8: The grandmother likes the artist.	\$answer\$ = The artist visits the grandmother. ; \$proof\$ = # sent3 sent4	✗
\$answer\$; \$proof\$; \$question\$ = What is one single-hop inference? ; \$context\$ = sent1: If someone likes the grandmother then the grandmother eats the artist. sent2: If someone eats the artist then the artist is young. sent3: If the artist eats the grandmother then the artist is cold. sent4: If someone eats the artist and the artist eats the grandmother then the grandmother eats the artist. sent5: If someone is red and big then they like the grandmother. sent6: If someone visits the grandmother then they are red. sent7: If someone is rough then they eat the grandmother. sent8: If someone likes the artist then they visit the grandmother. sent9: The artist likes the grandmother. sent10: The grandmother eats the artist. sent11: The grandmother is big. sent12: The grandmother is cold. sent13: The grandmother is young. sent14: The grandmother likes the artist. sent15: The grandmother visits the artist. sent16: The artist is young.	\$answer\$ = The red sent6 sent15	✗
Example 3		
\$answer\$; \$proof\$; \$question\$ = What is one single-hop inference? ; \$context\$ = sent1: All young things are smart. sent2: All smart, young things are nice. sent3: Bob is smart. sent4: Bob is young	\$answer\$ = Bob is nice. ; \$proof\$ = # sent2 & sent3 sent4	✓
\$answer\$; \$proof\$; \$question\$ = What is one single-hop inference? ; \$context\$ = sent1: All young things are smart. sent2: All smart, young things are nice. sent3: If something is young and nice then it is quiet. sent4: Becky is big. sent5: Becky is green. sent6: Becky is young. sent7: Larry is big. sent8: Larry is quiet. sent9: Larry is red. sent10: Larry is young. sent11: Bob is smart.	\$answer\$ = Bob is nice. ; \$proof\$ = # sent2 & sent11 sent16	✗

Table 16: Some more examples of inference errors made by ProofWriter (“Iter”). We see that having extra information in the theory than what is required to prove the conclusion leads to errors (shown in red). Having limited information in the theory reduces errors. Sentences in blue depict the sentences which are added to the theory with respect to the row above. Please refer to Section 5.5 for more details.