

TEXPLAIN: POST-HOC TEXTUAL EXPLANATION OF IMAGE CLASSIFIERS WITH PRE-TRAINED LANGUAGE MODELS

Anonymous authors

Paper under double-blind review

ABSTRACT

We propose TExplain, using language models to interpret pre-trained image classifiers’ features. Our approach connects the feature space of image classifiers with language models, generating explanatory sentences during inference. By extracting frequent words from such explanations, we gain insights into learned features and patterns. This method detects spurious correlations and biases, providing a deeper understanding of the classifier’s behavior. Experimental validation on diverse datasets, including ImageNet-9L and Waterbirds, shows potential for improving interpretability and robustness in image classifiers.

1 INTRODUCTION

Discriminative visual models excel in various tasks, but interpreting their decision-making process poses challenges (Adebayo et al., 2018). This opacity limits practical use where interpretability is crucial. Existing interpretability tools are criticized for potential errors (Adebayo et al., 2018; Chu et al., 2020; Poursabzi-Sangdeh et al., 2021), cautioning their use (Kindermans et al., 2019; Srinivas & Fleuret, 2020; Alqaraawi et al., 2020). Despite error-prone explanations, these approaches highlight crucial input variables but fail to identify predominant features in visual representation vectors. Our focus is deciphering these features and exploring their embedding in a visual representation vector, leveraging language models to bridge the interpretability gap. In recent years, language models like BERT (Devlin et al., 2018) and GPT variants (Brown et al., 2020) showcased impressive capabilities in natural language processing. Their potential extends to various domains, including image classification (Radford et al., 2021), machine translation (Vaswani et al., 2017), and question-answering (Brown et al., 2020). Despite language modeling advancements, exploring their potential in interpreting independently trained image classifiers remains unexplored. This paper fills this gap, investigating language models’ role in interpreting image classifiers and enhancing their interpretability, providing valuable insights into their decision-making processes.

Our goal is to address the question of *how to leverage a trained (frozen) language model to translate the learned visual features of an independently trained and frozen classifier into textual explanations*. We aim to decipher the incomprehensible feature vectors into easily understandable textual explanations, enabling us to assess if the learned feature vectors capture meaningful information.

We introduce TExplain, leveraging a pre-trained language model to analyze image classifiers’ learned representations. It generates textual explanations with prominent descriptive terms matching visual features by creating probable sentences for each vector. Figure 1 illustrates how TExplain discovers frequent words from an image classifier’s representations. To address the challenge of converting visual representations into language model inputs, TExplain employs a small multilayered perceptron. While there may be *architectural* similarities with recent concurrent vision-language models like (Li et al., 2023; Zhu et al., 2023; Liu et al., 2023), these models focus on different objectives, such as image captioning using general vision encoders, unlike our approach, tailored for interpreting independently trained *image classifiers* where the model/encoder has been trained for a different task.

To the best of our knowledge, this is the first work to present a technique to encode learned visual features of image classifiers to textual explanations. Our contributions are summarized as follows: a) We introduce TExplain, a novel approach that utilizes language models to explain the *learned features* of independently trained and frozen image classifiers; b) We demonstrate that by performing

S . To generate S_{gen} , Z_{mapped} is passed to the decoder ($dec(\cdot)$) of a pre-trained frozen language model. $S_{gen} = dec(Z_{mapped})$. Once the translator network is trained, during inference, S_{gen} serves as an explanation of the visual embedding captured by the frozen image classifier. This sheds light on its underlying features and patterns.

Identifying Dominant Words by Sampling. To minimize potential noise and enhance the reliability of the generated sentences from the language model, we employ Nucleus Sampling (Holtzman et al., 2019). This technique allows us to sample a set of N sentences, denoted as $\{S_{gen}^i\}_{i=1}^N$. By removing the less frequently occurring words, we construct a word cloud based on the dominant words extracted from the set of sentences $\{S_{gen}^i\}_{i=1}^N$. This word cloud visually represents the prominent features within the visual embedding of the frozen classifier. By focusing on these dominant words, we gain insights into the key characteristics and attributes captured by the classifier’s visual representation. The word cloud serves as a concise and informative summary of the significant features present in the embedding space of the image encoder. It worth noting that focusing on frequent dominant words reduces the effect of *hallucinations* (Maynez et al., 2020) imposed by language models, as those words appear in majority of the generated sentences given a feature vector.

3 EXPERIMENTS

In this section, we present the experiments conducted to investigate the capabilities of TExplain detecting shortcuts on the Background Challenge dataset (Xiao et al., 2020) and spurious correlations on the Waterbirds dataset (Sagawa et al., 2019) using TExplain as a means to mitigate these correlations. For implementation details, faithfulness analysis, and related works refer to Appendix: A, B, and C, respectively.

ImageNet-9L. Extending our evaluation, we comprehensively analyzed TExplain using the Background Challenge dataset (Xiao et al., 2020). This dataset, derived from ImageNet-9 (Deng et al., 2009), contains diverse foreground and background signals. Its primary goal is to assess the reliance of deep classifiers on irrelevant features for image classification.

To analyze the prominent features within each category of this dataset, we employed TExplain to generate word clouds for all categories. Figure 2 showcases the outcomes of this process. In the `wheeled vehicle` category, dominant features such as "street", "truck", and "car" emerged prominently. Conversely, in the `fish` category, the primary feature observed was "water", which exhibited an even stronger influence than the `fish` itself. These findings strongly indicate that the classifier is more likely to rely on shortcut features rather than the genuine object features.

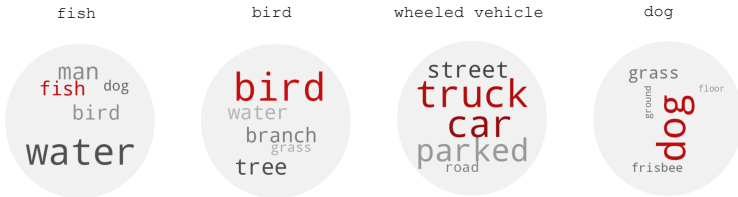


Figure 2: Word clouds generated from TExplain explanations for the Background Challenge Dataset categories. Red represents the detected features related to the main category.

TExplain not only exposes classifier bias, but it also has the potential to reveal dataset properties. For instance, in Figure 2, the prevalence of the `man` category for `fish` suggests that the dataset may contain many images of fishermen displaying their catches. Similarly, comparing the `dog` categories in the Background Challenge dataset indicates that the former likely has more outdoor images of dogs playing, as evidenced by the presence of grass and Frisbee, while the latter has more indoor images of dogs, indicated by the prominence of beds. Therefore, TExplain can serve as a tool for detecting bias in datasets and may provide insights on how to mitigate such biases by including samples from underrepresented classes to achieve balance.

Waterbirds. The Waterbirds dataset (Sagawa et al., 2019) assesses how well models capture spurious correlations in the training set. Using TExplain, we analyzed the training and test sets of `waterbirds` and `landbirds`. Figure 3 demonstrates TExplain identifying significant shifts in

feature spaces between the training and test sets for each category. Notably, in the `waterbirds` training set, "water" dominated over "bird," while the test set exhibited a more balanced representation. TExplain also detected land attributes like "grass," "tree," and "branch" in the `waterbirds` test set, absent in the training set, indicating waterbirds on land. This subgroup poses a challenge for classifiers. Similarly, for `landbirds`, TExplain identified a dominant "water" attribute in the test set not present in the training set.



Figure 3: Word clouds generated by TExplain for the Waterbirds dataset reveal notable feature shifts between the training and test sets in each category. In the `waterbirds` training set, the "water" attribute dominates over "bird," contrasting with its test set. The `landbirds` test set displays "water" and "beach" attributes, absent in its training set.

Mitigating Spurious Correlations with TExplain. Beyond identifying spurious correlations and shortcuts, TExplain serves to enhance model performance when faced with such issues. Using the Waterbirds dataset as an example, where classifiers struggle with specific subgroups despite reasonable overall accuracy, our aim is to boost accuracy for the worst-performing subgroup while preserving high average accuracy. To achieve this, we train a classifier on the dataset and apply TExplain to identify "problematic" samples. Assuming that instances where a non-bird class dominates may indicate undue attention to spurious features, we select samples (26% of the training data) with a dominant feature other than "bird." Similar to (Asgari et al., 2022), we use GradCAM (Selvaraju et al., 2017) to localize and mask irrelevant areas (first non-bird dominant feature identified by TExplain) in the input. Subsequently, we fine-tune the model exclusively using the masked samples. Table 1 shows significant accuracy improvement for the worst-performing subgroup while maintaining average accuracy. Additionally, we compare this approach to randomly masking the training set in the second and third rows of the table.

Table 1: classification results on the Waterbirds dataset showcase a notable improvement in empirical risk minimization (ERM) accuracy for the worst-performing subgroup. Averaged over three runs, TExplain consistently enhances ERM performance, outperforming other methods with significantly fewer masked samples during fine-tuning.

	ERM	RandMask	MaskTune	TExplain (ours)
Subgroup-1	98.20 ± 0.72	98.14 ± 1.76	97.63 ± 2.22	97.96 ± 0.25
Subgroup-2	89.49 ± 5.35	90.10 ± 2.80	93.62 ± 5.11	94.06 ± 1.82
Subgroup-3	97.95 ± 1.15	98.03 ± 1.97	97.96 ± 2.25	98.12 ± 0.47
Worst-group	89.79 ± 8.13	91.72 ± 2.49	95.195 ± 5.33	95.63 ± 2.55
Average	96.34 ± 2.12	96.59 ± 0.91	97.10 ± 0.71	97.39 ± 0.16
Masked Samples	N/A	100%	100%	26%

4 CONCLUSION

In summary, TExplain leverages language models to interpret features in independently trained image classifiers, providing comprehensive textual explanations that reveal spurious correlations, biases, and underlying patterns. Validation through experiments demonstrated its efficacy and reliability. Practical application showcased its value in identifying and mitigating spurious correlations within classifiers, enhancing their reliability and accuracy. TExplain finds application in understanding classifiers by offering insights into learned features, identifying biases, and assessing data bias.

Future research could explore its potential in diverse domains, including image segmentation and auto-encoders, adapting it for other architectures and input modalities.

REFERENCES

- Julius Adebayo, Justin Gilmer, Michael Muelly, Ian Goodfellow, Moritz Hardt, and Been Kim. Sanity checks for saliency maps. *Advances in neural information processing systems*, 31, 2018.
- Ahmed Alqaraawi, Martin Schuessler, Philipp Weiß, Enrico Costanza, and Nadia Berthouze. Evaluating saliency map explanations for convolutional neural networks: a user study. In *Proceedings of the 25th International Conference on Intelligent User Interfaces*, pp. 275–285, 2020.
- Saeid Asgari, Aliasghar Khani, Fereshte Khani, Ali Gholami, Linh Tran, Ali Mahdavi Amiri, and Ghassan Hamarneh. Masktune: Mitigating spurious correlations by forcing to explore. *Advances in Neural Information Processing Systems*, 35:23284–23296, 2022.
- Satanjeev Banerjee and Alon Lavie. Meteor: An automatic metric for mt evaluation with improved correlation with human judgments. In *Proceedings of the acl workshop on intrinsic and extrinsic evaluation measures for machine translation and/or summarization*, pp. 65–72, 2005.
- Tom Brown, Benjamin Mann, Nick Ryder, Melanie Subbiah, Jared D Kaplan, Prafulla Dhariwal, Arvind Neelakantan, Pranav Shyam, Girish Sastry, Amanda Askell, et al. Language models are few-shot learners. *Advances in neural information processing systems*, 33:1877–1901, 2020.
- Soravit Changpinyo, Piyush Sharma, Nan Ding, and Radu Soricut. Conceptual 12m: Pushing web-scale image-text pre-training to recognize long-tail visual concepts. In *Proceedings of the IEEE/CVF Conference on Computer Vision and Pattern Recognition*, pp. 3558–3568, 2021.
- Eric Chu, Deb Roy, and Jacob Andreas. Are visual explanations useful? a case study in model-in-the-loop prediction. *arXiv preprint arXiv:2007.12248*, 2020.
- Edo Collins, Radhakrishna Achanta, and Sabine Susstrunk. Deep feature factorization for concept discovery. In *Proceedings of the European Conference on Computer Vision (ECCV)*, pp. 336–352, 2018.
- Jia Deng, Wei Dong, Richard Socher, Li-Jia Li, Kai Li, and Li Fei-Fei. Imagenet: A large-scale hierarchical image database. In *2009 IEEE conference on Computer Vision and Pattern Recognition*, pp. 248–255. Ieee, 2009.
- Jacob Devlin, Ming-Wei Chang, Kenton Lee, and Kristina Toutanova. Bert: Pre-training of deep bidirectional transformers for language understanding. *arXiv preprint arXiv:1810.04805*, 2018.
- Alexey Dosovitskiy, Lucas Beyer, Alexander Kolesnikov, Dirk Weissenborn, Xiaohua Zhai, Thomas Unterthiner, Mostafa Dehghani, Matthias Minderer, Georg Heigold, Sylvain Gelly, et al. An image is worth 16x16 words: Transformers for image recognition at scale. *arXiv preprint arXiv:2010.11929*, 2020.
- Ruth C Fong and Andrea Vedaldi. Interpretable explanations of black boxes by meaningful perturbation. In *Proceedings of the IEEE international conference on computer vision*, pp. 3429–3437, 2017.
- Ari Holtzman, Jan Buys, Li Du, Maxwell Forbes, and Yejin Choi. The curious case of neural text degeneration. *arXiv preprint arXiv:1904.09751*, 2019.
- Chao Jia, Yinfei Yang, Ye Xia, Yi-Ting Chen, Zarana Parekh, Hieu Pham, Quoc Le, Yun-Hsuan Sung, Zhen Li, and Tom Duerig. Scaling up visual and vision-language representation learning with noisy text supervision. In *International Conference on Machine Learning*, pp. 4904–4916. PMLR, 2021.
- Pieter-Jan Kindermans, Sara Hooker, Julius Adebayo, Maximilian Alber, Kristof T Schütt, Sven Dähne, Dumitru Erhan, and Been Kim. The (un) reliability of saliency methods. *Explainable AI: Interpreting, explaining and visualizing deep learning*, pp. 267–280, 2019.

- Ranjay Krishna, Yuke Zhu, Oliver Groth, Justin Johnson, Kenji Hata, Joshua Kravitz, Stephanie Chen, Yannis Kalantidis, Li-Jia Li, David A Shamma, et al. Visual genome: Connecting language and vision using crowdsourced dense image annotations. *International journal of computer vision*, 123:32–73, 2017.
- Junnan Li, Dongxu Li, Caiming Xiong, and Steven Hoi. Blip: Bootstrapping language-image pre-training for unified vision-language understanding and generation. In *International Conference on Machine Learning*, pp. 12888–12900. PMLR, 2022.
- Junnan Li, Dongxu Li, Silvio Savarese, and Steven Hoi. Blip-2: Bootstrapping language-image pre-training with frozen image encoders and large language models. *arXiv preprint arXiv:2301.12597*, 2023.
- Chin-Yew Lin. Rouge: A package for automatic evaluation of summaries. In *Text summarization branches out*, pp. 74–81, 2004.
- Tsung-Yi Lin, Michael Maire, Serge Belongie, James Hays, Pietro Perona, Deva Ramanan, Piotr Dollár, and C Lawrence Zitnick. Microsoft coco: Common objects in context. In *Computer Vision—ECCV 2014: 13th European Conference, Zurich, Switzerland, September 6-12, 2014, Proceedings, Part V 13*, pp. 740–755. Springer, 2014.
- Haotian Liu, Chunyuan Li, Qingyang Wu, and Yong Jae Lee. Visual instruction tuning. *arXiv preprint arXiv:2304.08485*, 2023.
- Joshua Maynez, Shashi Narayan, Bernd Bohnet, and Ryan McDonald. On faithfulness and factuality in abstractive summarization. *arXiv preprint arXiv:2005.00661*, 2020.
- Sachit Menon and Carl Vondrick. Visual classification via description from large language models. *arXiv preprint arXiv:2210.07183*, 2022.
- Vicente Ordonez, Girish Kulkarni, and Tamara Berg. Im2text: Describing images using 1 million captioned photographs. *Advances in neural information processing systems*, 24, 2011.
- Dong Huk Park, Lisa Anne Hendricks, Zeynep Akata, Anna Rohrbach, Bernt Schiele, Trevor Darrell, and Marcus Rohrbach. Multimodal explanations: Justifying decisions and pointing to the evidence. In *Proceedings of the IEEE conference on computer vision and pattern recognition*, pp. 8779–8788, 2018.
- Forough Poursabzi-Sangdeh, Daniel G Goldstein, Jake M Hofman, Jennifer Wortman Wortman Vaughan, and Hanna Wallach. Manipulating and measuring model interpretability. In *Proceedings of the 2021 CHI conference on human factors in computing systems*, pp. 1–52, 2021.
- Alec Radford, Jong Wook Kim, Chris Hallacy, Aditya Ramesh, Gabriel Goh, Sandhini Agarwal, Girish Sastry, Amanda Askell, Pamela Mishkin, Jack Clark, et al. Learning transferable visual models from natural language supervision. In *International conference on machine learning*, pp. 8748–8763. PMLR, 2021.
- Harish Guruprasad Ramaswamy et al. Ablation-cam: Visual explanations for deep convolutional network via gradient-free localization. In *Proceedings of the IEEE/CVF Winter Conference on Applications of Computer Vision*, pp. 983–991, 2020.
- Marco Tulio Ribeiro, Sameer Singh, and Carlos Guestrin. " why should i trust you?" explaining the predictions of any classifier. In *Proceedings of the 22nd ACM SIGKDD international conference on knowledge discovery and data mining*, pp. 1135–1144, 2016.
- Robin Rombach, Andreas Blattmann, Dominik Lorenz, Patrick Esser, and Björn Ommer. High-resolution image synthesis with latent diffusion models. In *Proceedings of the IEEE/CVF conference on computer vision and pattern recognition*, pp. 10684–10695, 2022.
- Shiori Sagawa, Pang Wei Koh, Tatsunori B Hashimoto, and Percy Liang. Distributionally robust neural networks for group shifts: On the importance of regularization for worst-case generalization. *arXiv preprint arXiv:1911.08731*, 2019.

- Fawaz Sammani, Tanmoy Mukherjee, and Nikos Deligiannis. Nlx-gpt: A model for natural language explanations in vision and vision-language tasks. In *Proceedings of the IEEE/CVF Conference on Computer Vision and Pattern Recognition*, pp. 8322–8332, 2022.
- Ramprasaath R Selvaraju, Michael Cogswell, Abhishek Das, Ramakrishna Vedantam, Devi Parikh, and Dhruv Batra. Grad-cam: Visual explanations from deep networks via gradient-based localization. In *Proceedings of the IEEE International Conference on Computer Vision*, pp. 618–626, 2017.
- Amanpreet Singh, Ronghang Hu, Vedanuj Goswami, Guillaume Couairon, Wojciech Galuba, Marcus Rohrbach, and Douwe Kiela. Flava: A foundational language and vision alignment model. In *Proceedings of the IEEE/CVF Conference on Computer Vision and Pattern Recognition*, pp. 15638–15650, 2022.
- Suraj Srinivas and François Fleuret. Rethinking the role of gradient-based attribution methods for model interpretability. *arXiv preprint arXiv:2006.09128*, 2020.
- Ashish Vaswani, Noam Shazeer, Niki Parmar, Jakob Uszkoreit, Llion Jones, Aidan N Gomez, Łukasz Kaiser, and Illia Polosukhin. Attention is all you need. *Advances in neural information processing systems*, 30, 2017.
- Haofan Wang, Zifan Wang, Mengnan Du, Fan Yang, Zijian Zhang, Sirui Ding, Piotr Mardziel, and Xia Hu. Score-cam: Score-weighted visual explanations for convolutional neural networks. In *Proceedings of the IEEE/CVF conference on computer vision and pattern recognition workshops*, pp. 24–25, 2020.
- Bichen Wu, Chenfeng Xu, Xiaoliang Dai, Alvin Wan, Peizhao Zhang, Zhicheng Yan, Masayoshi Tomizuka, Joseph Gonzalez, Kurt Keutzer, and Peter Vajda. Visual transformers: Token-based image representation and processing for computer vision. *arXiv preprint arXiv:2006.03677*, 2020.
- Kai Xiao, Logan Engstrom, Andrew Ilyas, and Aleksander Madry. Noise or signal: The role of image backgrounds in object recognition. *arXiv preprint arXiv:2006.09994*, 2020.
- Deyao Zhu, Jun Chen, Xiaoqian Shen, Xiang Li, and Mohamed Elhoseiny. Minigt-4: Enhancing vision-language understanding with advanced large language models. *arXiv preprint arXiv:2304.10592*, 2023.

A FAITHFULNESS ANALYSIS

A.1 FAITHFULNESS TEST 1: VERIFYING THAT TExPLAIN PICKS UP RELEVANT FEATURES

In this experiment, we assess an Imagenet classifier’s performance using images in which the foreground is hidden (Only-BG-T from the Background Challenge dataset). Our hypothesis is that if the classifier consistently assigns the same label to an image, regardless of whether the foreground is visible or concealed, it indicates the presence of potentially misleading correlations between different regions of the image and the classifier’s predictions. Consequently, the TExplain should effectively bring attention to these correlations. In Figure 4, we present samples from the Background challenge dataset, illustrating instances where the classifier consistently assigns the same label to the images, even when the foreground is concealed. To shed light on the underlying associations, we utilize TExplain to generate word clouds from frequent words for each sample. These word clouds effectively highlight the correlated shortcuts present in each image. For instance, we observe a notable co-occurrence of "smoke," "train," and "track," which the classifier relies on as shortcuts for the `steam locomotive` category. This visualization further emphasizes the classifier’s dependence on these spurious correlations that TExplain identifies.

A.2 FAITHFULNESS TEST 2: HUMAN ANALYSIS

We conducted two separate human analysis experiments on three different from the background challenge (ImageNet-9) dataset: a) Raters were presented with a set of the 10 most frequent words produced by TExplain for each feature vector alongside the corresponding image. They were then




Figure 4: Class predictions and corresponding word clouds generated by TExplain for both the original (top) and Only-BG-T (bottom) samples extracted from the Background Challenge dataset. The class predictions are displayed below each image.

asked to indicate how many words accurately matched the content of the image. b) In another experiment, raters were provided with the classifier’s top prediction for an image and the top word in the most frequent list generated by TExplain. Raters were instructed to determine the relevancy of these two words, providing ‘yes’ or ‘no’ responses. The results of these experiments are illustrated in Figure 5. As depicted in Figure 5 (left), the raters consistently identified matching words with the image among the ten most frequent words. Similarly, Figure 5 (right) demonstrates that the classifier’s top prediction frequently aligns with the most frequent word generated by TExplain.

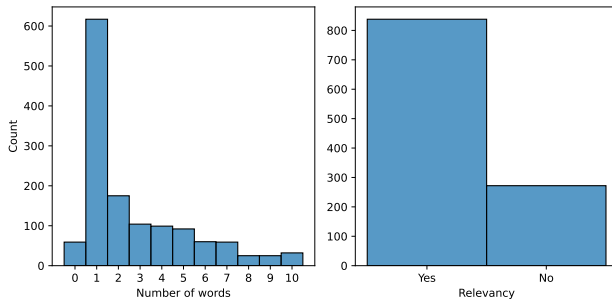


Figure 5: Human analysis experiments were conducted to validate that TExplain generates meaningful explanations. The left side shows the count of relevant words, while the right side illustrates whether the most frequent word produced by TExplain is relevant to the classifier’s top prediction.

To further investigate this observation, we conducted a detailed analysis using the Only-BG-T configuration from the dataset. In this configuration, the foreground is obscured with a portion of the background taken from the same image. As shown in Figure 6 (top), when the original images of a car and a bird are processed through the image classifier, the predicted ImageNet classes are mostly relevant to their respective categories. However, when the foreground is concealed, as illustrated in Figure 6 (bottom), the classifier still predicts `bird` and `wheeled vehicle` types. These findings corroborate the observations made in Figure 2. For instance, TExplain successfully detects “tree” and “branch” as dominant features for the `bird` category. When the bird is concealed, as shown in Figure 6 (bottom), the classifier tends to associate the remaining “branches” with the concept of a bird. Similarly, the car example in Figure 6 shows that “street” and “road” are correctly identified by TExplain in Figure 2.

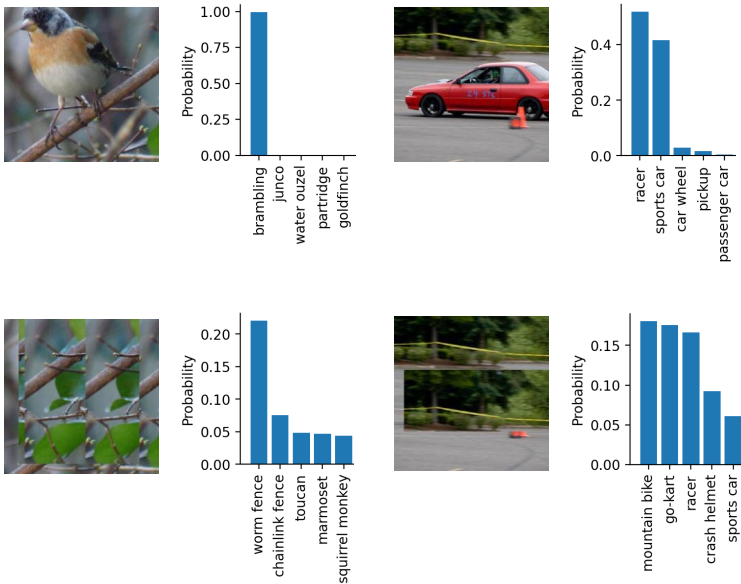


Figure 6: Top-5 class prediction probabilities on the original (top) and their corresponding Only-BG-T (bottom) samples from the ImageNet-9 dataset.

A.3 FAITHFULNESS TEST 3: VERIFYING USING GENERATIVE MODEL’S LATENT SPACE

In this experiment, our goal is to assess the ability of the TExplain technique to emphasize prominent features within the latent space of Stable Diffusion (SD) (Rombach et al., 2022). Our rationale is based on the fact that SD generates an image from a latent vector, meaning this vector should encapsulate sufficient information to create a corresponding image. Our investigation aims to confirm the correlation between the textual features we extract from SD’s latent space (using TExplain) and the features that can be derived from the image using standard multi-modal models. To pinpoint the primary objects or features within the generated image, we utilize the BLIP method (Li et al., 2022) to generate descriptive captions for the output image. We expect our TExplain’s explanations within the latent space to align with BLIP-generated captions in the output space. To assess this we start by selecting a specific category, for example, "kitchen." Using corresponding category captions from the COCO dataset as prompts, we generate 100 images for each prompt using the SD model. At the same time, we employ BLIP to generate captions for these newly created images. During this process, we also extract latent features before generating each image. These latent features originate from the final step of the SD model, just before they are passed through the decoder of the variational auto-encoder to create an image. Subsequently, we take these latent features and process them through our TExplain model, resulting in explanations situated within the latent space.

We then proceed to create two word clouds for each category: one based on the image captions generated by BLIP and another derived from the latent space explanations produced by TExplain. In Figure 7, we present a visual comparison between the word clouds generated by BLIP (at the top) and those generated by TExplain (at the bottom) for three distinct categories, namely "kitchen," "bathroom," and "bus." As shown in the figure, the explanations provided by TExplain contains a similar distribution of objects and categories when compared to BLIP’s captions. This observation underscores the ability of TExplain to generate faithful explanations that align with the features present in the output space.

We then extend this to 26 object categories and compute image captioning metrics such as ROUGE (Lin, 2004) and METEOR (Banerjee & Lavie, 2005), as well as cosine similarity between the sentence embeddings obtained using BERT for both TExplain and BLIP. We report these results in Table 2. Notably, the average cosine distance for TExplain and BLIP across all the categories is approximately 0.85, indicating that TExplain identifies learned features.

Table 2: Quantifying the relevancy of textual feature-based explanations by TExplain and image-based captions using BLIP.

	Cosine similarity	ROUGE	METEOR
Scores	0.845	40.39	38.95



Figure 7: Wordclouds based on image captioning (top) with BLIP and feature captioning (bottom) using TExplain for categories kitchen, bathroom, and bus.

B IMPLEMENTATION DETAILS

Models. While we acknowledge that alternative variants of the main models can be substituted, we have chosen to employ widely recognized and popular models for the sake of simplicity. Specifically, we utilized the pretrained ViT-base model (Wu et al., 2020) as our image classifier. This model incorporated 577 tokens and processed input images at a resolution of 384×384 pixels. For the language model, we utilized the pre-trained BERT-base model (Devlin et al., 2018), featuring 12 layers and 12 attention heads. Regarding the translator component, we utilize a straightforward architecture consisting of a three-layered linear MLP with batch normalization. In the case of ViT, its input size is 577×768 and outputs the same dimension, which is then reshaped to match the input of $dec(\cdot)$.

Sampling Explanations. Using nucleus sampling, we sample 1000 sentences from each visual representation. Hence, when generating class-level explanations, we will have $N \times 1000$, where N represents the number of samples in that class. To maintain coherence, we set the cumulative probability threshold to 0.95. Additionally, we define the minimum and maximum length of the generated sentences to be 20 and 30 words, respectively. This sampling strategy allows us to capture a range of explanations that effectively convey the salient features present in the visual representations.

Data. We used a comprehensive dataset comprising a total of 14 million data points. This dataset encompassed COCO (Lin et al., 2014) and Visual Genome (Krishna et al., 2017) which come with human annotations, as well as three web datasets, including Conceptual Captions and Conceptual 12M (Changpinyo et al., 2021), and SBU captions (Ordonez et al., 2011). We trained the translator using all the data, excluding the COCO dataset, for 20 epochs. Subsequently, we fine-tuned the translator using the COCO dataset for an additional 5 epochs. Throughout the training process, a batch size of 512 was employed.

C RELATED WORK

Visual Heat Map-based Explanations. A significant body of research has focused on post-hoc explanation techniques for image classifiers, including methods such as Grad-CAM (Selvaraju et al., 2017), LIME (Ribeiro et al., 2016), CAM (Wang et al., 2020), ablation studies (Ramaswamy et al., 2020), DeepLIFT (Collins et al., 2018), and saliency maps (Fong & Vedaldi, 2017). These methods typically rely on network gradients or perturbation analysis to generate heat maps that highlight the most relevant regions in an input image for the classifier’s decision. While these approaches effectively indicate the areas contributing to the classifier’s prediction, they lack the ability to provide a detailed understanding of the specific features learned by the model. Moreover, interpreting these heat maps can often be challenging and subjective. In contrast, our proposed approach leverages

textual explanations to represent the learned features captured by the classifier, offering a more intuitive and direct interpretation of its decision-making process. By visualizing the dominant words, our method provides a comprehensive and accessible means to comprehend the underlying features encoded by the classifier, enabling a deeper understanding of its behavior and facilitating more informed analysis.

Textual Explanation of Vision Models. Previous research has demonstrated the efficacy of incorporating textual explanations in training vision models, particularly in the context of multi-modal setups like visual question answering (Park et al., 2018; Sammani et al., 2022). Furthermore, the utilization of large-scale vision-language models in classification tasks has shown promising self-explanatory capabilities (Radford et al., 2021; Li et al., 2022; 2023; Jia et al., 2021; Singh et al., 2022). Notably, Menon & Vondrick (2022) recently proposed a technique to improve the interpretability of vision-language models used for image classification. However, the existing studies predominantly concentrate on elucidating vision-language models trained and fine-tuned jointly. There might be *architectural* similarities between our work and recent concurrent vision-language models such as (Li et al., 2023; Zhu et al., 2023; Liu et al., 2023). However, it is important to note that these models are designed for a different objective, such as image captioning, where a vision and a language model are trained together or individually. The exploration of interpreting the frozen embeddings of independently trained image classifiers using trained (and frozen) language models remains largely unexplored or deficient in current methodologies. This gap underscores the need for novel approaches that specifically address the challenge of interpreting independently trained image classifiers—an aspect that our proposed method aims to tackle.