

# PACE: Improving Prompt with Actor-Critic Editing for Large Language Model

Anonymous ACL submission

## Abstract

Large language models (LLMs) have showcased remarkable potential across various tasks by conditioning on prompts. However, the quality of different human-written prompts leads to substantial discrepancies in LLMs’ performance, and improving prompts usually necessitates considerable human effort and expertise. To this end, this paper proposes Prompt with Actor-Critic Editing (PACE) for LLMs to enable automatic prompt editing. Drawing inspiration from the actor-critic algorithm in reinforcement learning, PACE leverages LLMs as the dual roles of actors and critics, conceptualizing prompt as a type of policy. PACE refines prompt, taking into account the feedback from both actors performing prompt and critics criticizing response. This process helps LLMs better align prompt to a specific task, thanks to real responses and thinking from LLMs. We conduct extensive experiments on 24 instruction induction tasks and 21 big-bench tasks. Experimental results indicate that PACE elevates the relative performance of medium/low-quality human-written prompts by up to 98%, which has comparable performance to high-quality human-written prompts. Moreover, PACE also exhibits notable efficacy for prompt generation.

## 1 Introduction

The rapid development of LLMs has led to notable advancements in artificial intelligence. LLMs, such as ChatGPT (OpenAI, 2023), have emerged as essential tools in various application scenarios, including automatic question-answering (Gabburo et al., 2023; Carta et al., 2022), embodied agent (Lanchantin et al., 2023; Seraj, 2023), and code generation (Shen et al., 2022; Jiang et al., 2023; Dong et al., 2023b), among others. They have demonstrated remarkable capabilities in handling a range of tasks. However, their efficacy is not universal and often depends on how we interact with them - namely, how we provide appropriate prompts.

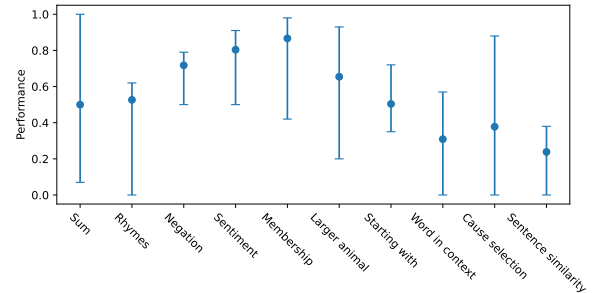


Figure 1: The human-written prompt performance of ten tasks proposed in Instruction Induction dataset (Honovich et al., 2022a), where each task contains about eight human-written prompts, with absolute performance differences between 29% and 93% for each task (refer to Appendix C for detailed results).

The interaction between users and LLMs is heavily mediated by prompts. These prompts can be understood as entry points, shaping and directing the LLMs’ enormous reserves of knowledge and computational abilities toward specific outcomes. Therefore, just as a key unlocks a door or a command instructs a computer program, prompts guide the response mechanisms of LLMs, determining the range and depth of answers they provide. Figure 1 vividly illustrates the sensitivity of LLMs to the quality and specificity of prompts. Even when posed with the same underlying task, varying the phrasing or approach of a prompt can yield vastly different results. For instance, while one prompt might retrieve a broad overview, another, only slightly rephrased (adding “in detail”), could elicit a detailed response. This variability underscores not only the importance of crafting thoughtful and effective prompts but also the nuanced complexities embedded within this task.

The variability in LLM performance with prompts is primarily caused by two key factors: 1. Human Articulation Limitations: Humans inherently think and communicate in a manner that is filled with nuances, emotions, and subjectivities.

When posing questions or presenting requirements, they might inadvertently omit vital details or introduce ambiguities. Our natural way of communication is also peppered with cultural references, idioms, and shorthand that might not always be clear or universally understood. Therefore, human-written prompts can sometimes express incomplete, ambiguous, or even erroneous requirements. This not only affects the accuracy of the output but might also skew it in unintended directions. 2. Cognitive Discordance between Humans and LLMs: Even when we assume that a prompt is perfectly articulated, another challenge arises. There is an intrinsic cognitive gap between human comprehension and the way language models interpret information. Human comprehension and cognition need to be “translated” into expressions that align with LLM’s expectations. Thus, a well-phrased requirement from a human perspective may still lead to an LLM output that feels off or unexpected to humans. As a result, crafting high-quality prompts is usually not accomplished in one go but requires trial and error.

In general, humans develop prompts in two stages: 1. Summarizing the initial prompt: The first stage involves crafting a preliminary version of a prompt. It is a process that often draws upon existing data, prior knowledge, or a specific need within a given context. 2. Improving and editing prompts: The second stage is characterized by a continuous process of improvement, modification, and fine-tuning. This stage is crucial because it takes the initial draft to a polished level, where the prompt becomes more precise, clear, and potentially more effective in eliciting the desired response from an LLM. This stage often involves iterative feedback loops, close scrutiny. However, existing approaches of automatic prompt engineering concentrate primarily on the first stage (Reynolds & McDonell, 2021; Honovich et al., 2022a; Zhou et al., 2023), while overlooking the second stage that significantly enhances the quality of prompts. Intuitively, the effect and human effort of the second stage far surpass those of the first stage, as it is relatively straightforward for humans to draft a preliminary version of the prompt. Consequently, there emerges an imperative need for advancements in automatic prompt editing for LLMs.

In this paper, we propose an effective approach named PACE to tackle automatic prompt editing for LLMs. This approach draws inspiration from the actor-critic algorithm, a well-known technique

in the realm of reinforcement learning. PACE repurposes LLMs as both the actor and the critic. Conceptually, a prompt can be viewed as a policy that directs the behavior of the LLM. The actor, or the LLM, performs tasks based on this policy (prompt), while the critic provides a form of supervision, identifying how well the actor is performing based on the provided prompts. On this basis, PACE improves the quality of the prompt, thereby optimizing the performance of LLMs on specific tasks. We conduct extensive experiments to evaluate the effectiveness of PACE on 24 instruction induction tasks and 21 big-bench tasks. The experimental results indicate the effectiveness of PACE for automatic prompt editing and generation.

## 2 PACE

We consider a task  $\mathcal{T}$ , accompanied by demonstration data  $D = \{(X, Y)\}$ . For the task  $\mathcal{T}$ , given an input  $X$ , a corresponding desired output is  $Y$ . The objective of automatic prompt editing is to identify a prompt  $p$  such that, when a LLM  $\mathcal{M}$  is queried with the concatenation of this prompt and a specified input  $[p; X]$ , it generates the corresponding output  $Y$ . Therefore, we aim to find the prompt  $p$  that maximizes the expectation of score  $s(p, X, Y)$  over possible pairs  $(X, Y)$ .

$$p^* = \arg \max_p s(p) = \arg \max_p \mathbb{E}_{(X, Y)} s(p, X, Y),$$

where  $\arg \max$  means to return the parameter that is the maximum value of the function,  $\mathbb{E}$  indicates the expectation, and  $s$  is a score function.

Owing to the vast and potentially infinite search space, there are significant challenges in obtaining optimal prompts. Following the previous work (Reynolds & McDonell, 2021; Honovich et al., 2022a; Zhou et al., 2023), we leverage the capabilities of LLM to approximate the inference of the most likely prompt  $p$  with a high score. To further augment the proficiency of LLM in generating or refining prompts, we introduce the PACE approach, which consists of the actor-critic paradigm and iterative algorithm.

### 2.1 Actor-Critic Paradigm

As shown in Figure 2, given a prompt generated by LLM or human, we use LLMs in dual roles: as both the actor and the critic. Prompt  $p$  in this context is conceptualized as a policy guiding the LLM. The better the prompt, the more effective the LLM’s

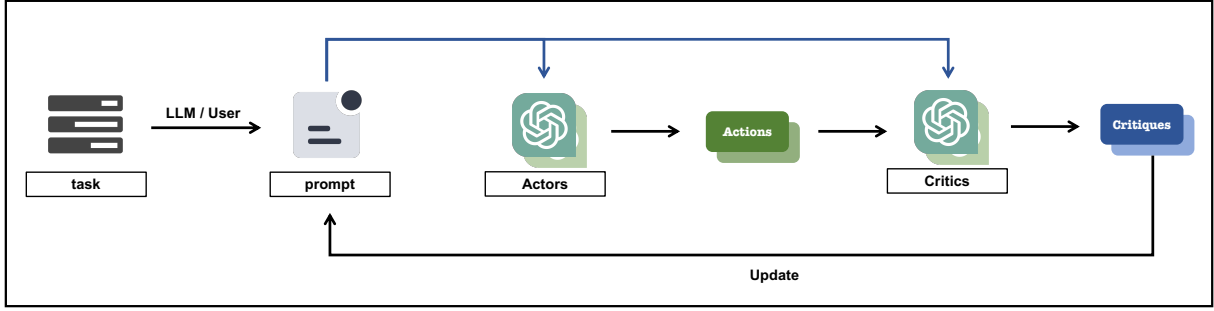


Figure 2: The paradigm of PACE.

response to a particular task. A policy, in reinforcement learning terms, is a strategy that the model uses to determine its actions based on its current state. By treating prompts as a policy, we can leverage the concepts of reinforcement learning to guide the iterative refinement of the prompts. Specifically, in PACE, we use role instruction (Dong et al., 2023a) to construct both actors and critics:

**Actor:** The actor refers to the LLM that executes a task based on a given prompt. The response generated by the LLM is a direct consequence of the prompt, and it serves as an action taken by the actor in the environment of natural language processing tasks. Formally, for a prompt  $p$  and an input  $X$ , the action  $a$  generated by the actor can be represented as:

$$a = f_{\text{actor}}([p; X], \mathcal{M}), \quad (1)$$

where  $f_*$  is regarded as the mapping of LLM from input to output. Specifically, the input parameter in  $[ ]$  will be represented in the form of the corresponding template<sup>1</sup>, which is then fed into the given LLM  $\mathcal{M}$  to obtain the output.

**Critic:** The critic refers to the LLM that evaluates the effectiveness of the response generated by the actor. Specifically, the critic will assess if the response effectively addresses the task defined by the prompt. The feedback from the critic is then used to adjust and optimize the prompts, allowing for a continuous cycle of prompt improvement. For the response  $a$ , the critic then evaluates  $[p; X; a]$  and the desired output  $Y$  to derive a critique  $c$  as:

$$c = f_{\text{critic}}([p; X; a; Y], \mathcal{M}). \quad (2)$$

## 2.2 Iterative Algorithm

The goal of PACE is to refine the prompt to optimize the LLM’s performance for a specific task.

<sup>1</sup>The template can be found in Appendix B.

The process involves iteratively improving the prompt using feedback from the actor and the critic.

Considering the bias caused by inputs and sampling can render critiques imprecise, thus affecting the outcomes of prompt editing. In a single iteration, the PACE approach employs  $n$  actors to execute the given prompt across varied inputs. Concurrently,  $n$  critics evaluate the performance of these actors, providing constructive criticism. This process culminates in the aggregation of  $n$  feedback opinions, offering more holistic guidance for prompt editing. Note that  $n$  is a hyperparameter and is set to 4 in this paper.

We start with an initial prompt  $p_0$ , where  $p_0$  can be an empty prompt, which is equivalent to generating from scratch based on LLM. For each iterative step  $t$ , the candidate prompt  $p_t$  can be refined according to the aggregation of  $n$  feedback  $c_{\leq n}$  as:

$$p_{t+1} = f_{\text{update}}([p_t; c_{\leq n}], \mathcal{M}). \quad (3)$$

To evaluate the efficacy of candidate prompt  $p_t$  in each iteration, we employ a score function  $s$  to assess  $p_t$  based on demonstration or valid data. The score function can be broadly categorized into two types:

1. **Log Probability** involves leveraging an LLM to compute the log probability of the output  $Y$ . Intuitively, a prompt that can produce an answer with a higher log probability is more likely to be selected in practical applications.

2. **Practical Evaluation Metric** entails generating samples directly and then assessing them using the practical evaluation metric of the task, such as Accuracy, BLEU (Papineni et al., 2002), BertScore (Zhang et al., 2020), and so forth.

In this paper, we focus on the second type of score function, for two primary reasons: firstly, some LLMs, owing to competitive business consid-

erations, might not disclose generation probabilities; secondly, employing the practical evaluation metric tends to bridge the disparity during testing, generally resulting in enhanced performance.

We continue the iteration until convergence is achieved or until the predefined maximum number of iterations is reached. The prompt  $p^*$  derived from this iterative process serves as the finalized prompt tailored for the specific task. The detailed pseudocode of PACE is outlined in Algorithm 1.

---

**Algorithm 1** Pseudocode of PACE approach.

---

**Require:** Initial prompt  $p_0$ , Demonstrate data  $D$  of Task  $\mathcal{T}$ , Score function  $s$ , and LLM  $\mathcal{M}$ .

**Ensure:** Prompt  $p^*$ .

```

1: Initial  $t = 0$  and  $p^* = p_0$ .
2: repeat
3:   for  $i$  from 1 to  $n$  do
3:     Sample  $(X_i, Y_i)$  from  $D$ .
3:      $i$ -th actor  $A_i$  generates an action  $a_i$  via Eq. (1).
3:      $i$ -th critic  $C_i$  evaluates  $a_i$  to yield a critique  $c_i$  via Eq. (2).
4:   end for
5:    $p_t$  is updated base on  $c_{\leq n}$  via Eq. (3).
6:    $p^* = \max(s(p^*), s(p^{t+1}))$ .
7:    $t = t + 1$ .
8: until Convergence or a maximum number of iterations.
9: return  $p^*$ 

```

---

### 3 Experiment Setup

**Benchmarks.** We perform a comprehensive evaluation on Instruction Induction (Honovich et al., 2022a) and Big-Bench (Suzgun et al., 2023) to demonstrate the efficacy of PACE.

**Instruction Induction** (Honovich et al., 2022a) consists of 24 diverse instruction induction tasks, each comprising a multitude of human-written prompts. These tasks cover numerous areas of language understanding, ranging from fundamental sentence structures to the identification of similarities and causal relationships.

**Big-Bench** (Suzgun et al., 2023) is composed of 21 more challenging tasks covering many aspects of language understanding, including emotional understanding, context-free questions and answers, reading comprehension, summaries, algorithms, and various reasoning tasks. Each task has a human-written prompt.

Detailed descriptions of each task in two benchmarks can be found in Appendix A.

**Implementation Details.** In all experiments, we invoke ChatGPT as our base model through its API, namely gpt-3.5-turbo. We employ ‘0301’ version of gpt-3.5-turbo, which is a snapshot from March

1st 2023, and will not receive updates. To increase the stability of LLM’s output, we set the decoding temperature to 0 and top\_p to 1. Moreover, we set max\_tokens to 512 for generation. For hyperparameters of PACE, we set the number of agents  $n$  to 4 and that of candidates in each iteration to 2. For fairness, the number of candidates in other approaches is set to  $4 \times 2 = 8$ . Unless otherwise stated, the maximum number of iterations is set to 1, i.e., we use only 1 iteration step for prompt editing in total. The experiments are run five times and the average results are reported.

## 4 Experimental Results

In this section, we detail the results of our comprehensive experiments which offer compelling evidence of the effectiveness of PACE in improving the performance of LLMs. Note that in most experiments, we only present the average results from all experiments for each benchmark. Detailed results for each task are available in the Appendix.

### 4.1 The Effect of PACE in Prompt Editing

In **Instruction Induction**, we evaluated the performance of PACE under various initial prompts, which included:

- **Worst Human-Written Prompt (W-HWP):** The least effective prompt among all human-written prompts included in the task<sup>2</sup>;
- **Medium Human-Written Prompt (M-HWP):** Its efficacy is at the median compared to all human-written prompts in the task;
- **Best Human-Written Prompt (B-HWP):** Out of all human-written prompts provided in the task, it yielded the best results;
- **Butter Fingers:** The variant of M-HWP with a 15% misspelling rate introduced randomly.

As shown in Table 1, we observe that PACE is effective with human-written prompts of varying quality. PACE was successful in substantially enhancing the performance of LLMs that were initially provided with medium-quality and low-quality human-written prompts, including M-HWP, W-HWP, and Butter Fingers. In many cases, the LLMs using the PACE-refined prompts achieved

<sup>2</sup>We evaluate all human-written prompts of the task on the base model and then rank their performance. Detailed result can be find in Appendix C

Table 1: The Performance of PACE under Various Initial Prompts on Instruction Induction

Task	W-HWP	+ PACE	M-HWP	+ PACE	B-HWP	+ PACE	Butter Fingers	+ PACE	APE
active_to_passive	1	0.99	1	1	1	1	0.02	1	1
antonyms	0.77	0.85	0.82	0.86	0.85	0.87	0.76	0.81	0.82
cause_and_effect	0	0.53	0.36	0.73	0.84	0.85	0.04	0.61	0.5
common_concept	0.05	0.06	0.08	0.15	0.15	0.16	0.01	0.04	0.04
diff	0.87	1	0.94	1	1	1	0.92	1	0.88
first_word_letter	0.6	1	0.8	1	1	1	0	1	1
informal_to_formal	0.46	0.59	0.52	0.6	0.64	0.67	0.57	0.54	0.5
larger_animal	0.2	0.53	0.46	0.93	0.93	0.95	0	0.26	0.49
letters_list	0.56	1	0.73	1	1	1	0.02	0.91	1
negation	0.5	0.76	0.63	0.82	0.79	0.83	0	0.78	0.81
num_to_verbal	0.44	1	0.59	1	1	1	0.27	1	0.98
ortho_starts_with	0.35	0.44	0.36	0.52	0.72	0.71	0.47	0.37	0.42
rhymes	0	0.56	0.56	0.6	0.61	0.61	0.3	0.57	0.12
second_word_letter	0.95	1	0.96	1	0.99	1	0.31	1	0.25
sentence_similarity	0	0.42	0.2	0.28	0.38	0.35	0	0.01	0.11
sentiment	0.5	0.91	0.66	0.91	0.91	0.92	0	0.89	0.85
singular_to_plural	0.99	1	0.99	1	1	1	0.98	0.99	1
sum	0.07	1	0.99	1	1	1	0.64	1	0.37
synonyms	0.11	0.12	0.13	0.16	0.15	0.17	0.12	0.14	0.39
taxonomy_animal	0.42	0.92	0.74	0.85	0.98	0.96	0.28	0.86	0.69
translation_en-de	0.81	0.84	0.82	0.84	0.84	0.84	0.8	0.83	0.81
translation_en-es	0.87	0.83	0.87	0.88	0.9	0.89	0.82	0.77	0.88
translation_en-fr	0.88	0.88	0.88	0.86	0.89	0.88	0.78	0.91	0.86
word_in_context	0	0.16	0.28	0.57	0.54	0.58	0	0.49	0.23
Average	<b>0.47</b>	<b>0.72</b>	<b>0.64</b>	<b>0.78</b>	<b>0.79</b>	<b>0.8</b>	<b>0.36</b>	<b>0.71</b>	<b>0.62</b>

performance levels comparable to, and in some cases even surpassing, those using high-quality human-written prompts, i.e., B-HWP. Remarkably, even for B-HWP, PACE manages to offer a marginal improvement. A notable highlight is the performance of PACE under the Butter Fingers setting, which encapsulates reading comprehension challenges. Prompts under this category can be notoriously difficult, often with inherent errors or misconstructions. However, the ability of PACE to detect, correct, and improve these prompts is nothing short of commendable. A staggering enhancement of up to 98% in the LLM’s performance is a testament to PACE’s robust error rectification capabilities. Equally impressive is the breadth of PACE’s effectiveness. These improvements aren’t isolated to specific tasks or certain domains. On the contrary, a consistent positive trend is observed across a diverse suite of 24 tasks, suggesting the generalizability of PACE.

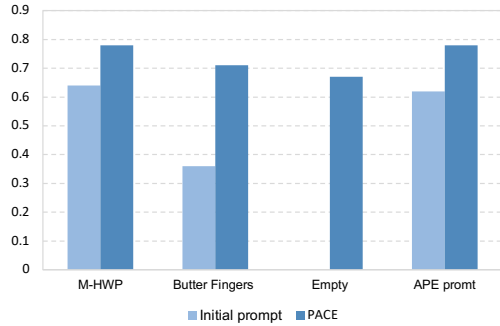
It has been observed that the performance of APE (Zhou et al., 2023) is comparable to that of a medium human-written prompt. However, our proposed PACE outperforms APE, even under challenging conditions like the worst human-written prompts and the "Butter Finger" settings, underscoring the superiority of our approach. We also compare the efficiency of PACE and APE and find

that the running time of PACE is slightly lower than APE (about  $0.78\times$ ), which is acceptable. Moreover, it’s essential to highlight that for many tasks, especially those requiring an initial draft or a general directive, humans can often produce a satisfactory first attempt without much effort. For instance, humans can provide a broad overview or a general description of the intended subject. The real challenge, and where computational models like PACE come into play, is refining and optimizing these drafts to produce a high-quality final product.

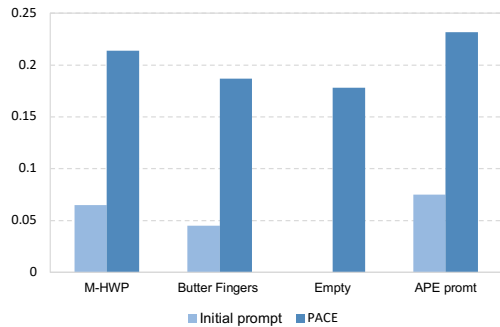
In **Big-Bench**, each task is provided with only a single instruction, which limits our ability to screen prompts of varying qualities, unlike the tasks taken in Instruction Induction. For this reason, the only instruction we have by default is **M-HWP**, and in addition to the **Butter Fingers** setting, we have introduced two new settings:

- **Empty**: The initial prompt is an empty string;
- **APE prompt**: The initial prompt is generated by LLM with APE (Zhou et al., 2023).

Figure 3 elucidates the impact of PACE on both Instruction Induction and Big-Bench across four distinct settings. It is evident that PACE exhibits consistent improvements across all four settings, highlighting its robust capability to navigate through these specific conditions effectively.



(a) Instruction Induction.



(b) Big-Bench.

Figure 3: The Performance of PACE under Various Initial Prompts.

The enhancement with the application of PACE on the APE prompt means that even for other LLM-generated prompts, PACE can be further improved and enhanced to achieve better results, because PACE takes into account realistic feedback and LLM cognitive processes. It is worth noting the effect shown by PACE when initialized with an Empty prompt. This implies that PACE’s utility is not confined to the mere editing of pre-existing prompts. It is equally adept at crafting initial prompts from scratch, underlining its versatile and comprehensive applicative potential. The flexibility demonstrates PACE’s versatility and its potential in a wide array of scenarios. Furthermore, the comparative analysis between PACE and APE reveals the superiority of PACE in enhancing performance across both two benchmarks.

In conclusion, the results from Figure 3 accentuate the effectiveness and adaptability of PACE across different benchmarks and settings. Whether refining existing prompts or creating new ones, PACE consistently delivers enhanced results.

## 4.2 Ablation Study

In this section, we delve deeper into the analysis of PACE through an ablation study, which is designed

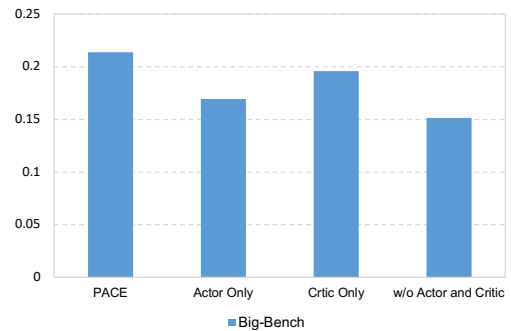
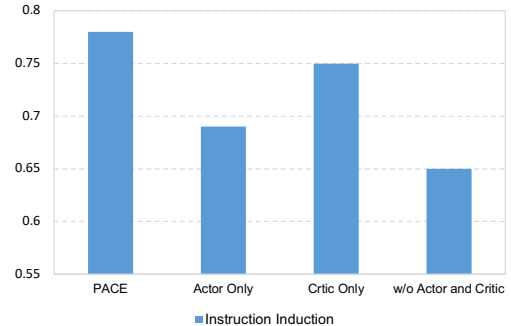


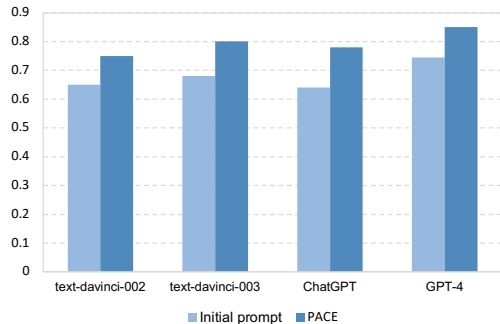
Figure 4: The ablation Study of PACE on Both Two Public Benchmark Datasets.

to gauge the individual contributions and effectiveness of each module incorporated in APCE.

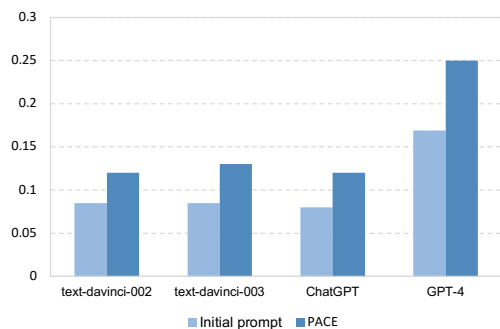
Figure 4 provides a clear visual representation of our findings. We observed that both roles – the actor and the critic – are instrumental in the overall efficiency of PACE. The actor’s primary function is to execute the prompt, offering real-time feedback to the LLM. This feedback is not merely mechanical but is crucial in dynamically shaping the prompt based on changing conditions or requirements. On the other hand, the critic operates at a meta-level, assessing the quality and relevance of the feedback. Through thoughtful evaluation, the critic aids the LLM in refining and editing the prompt to ensure optimal results.

Comparative analysis between the two roles reveals that the critic possesses a slightly higher significance in enhancing the system’s performance, followed closely by the actor. The critic’s evaluative capabilities ensure that the system doesn’t veer off-course, while the actor provides the necessary operational feedback to keep the system in check. It is also worth noting the stark difference in performance when these roles are absent. Methods that do not incorporate the actor and critic mechanisms lag noticeably in effectiveness. This disparity is evident on both benchmarks we tested, underscoring the importance of these components in PACE.

In essence, our ablation study underscores the synergistic relationship between the actor and critic in PACE. While each has its unique function, together they substantially elevate the system’s efficiency and accuracy.



(a) Instruction Induction.



(b) Big-Bench.

Figure 5: The performance of PACE with Different LLMs.

### 4.3 Comparison with different LLMs

In this section, our aim is to underscore the versatility and generality of the PACE methodology. To do so, we have decided to utilize an array of different LLMs for the PACE task, including ‘text-davinci-002’, ‘text-davinci-003’, ‘ChatGPT’, and ‘GPT-4’. This diverse selection not only showcases the breadth of models available but also ensures a comprehensive assessment across different model capabilities and specializations.

Referring to Figure 5, the visual representation distinctly showcases that irrespective of the model chosen, the PACE method consistently enhances the quality of the initial prompt. This not only strengthens the argument for the efficacy of PACE but also demonstrates the robustness of the LLMs in refining textual inputs. This observation is pivotal, as it suggests that the approach is model-agnostic to some extent, and the gains are not just circumstantial or confined to specific LLMs.

In summary, the consistent improvement observed across diverse models unequivocally demonstrates that the PACE methodology serves as a universally applicable technique. This technique is instrumental in enhancing the performance of various LLMs by refining the prompts with which they are provided.

### 4.4 Effect of Iteration numbers

In this section, our primary objective is to assess the impact of varying the number of iterations on our process or system. It’s crucial to understand how iteration numbers can influence the outcomes, as this can shed light on the stability, efficiency, and effectiveness of the procedure in question. By systematically altering the iteration count, we can derive insights into the optimal number needed to achieve the desired results without overcomplicating or overburdening the system.

In the exploration of the impact of iteration numbers, it’s pivotal to understand how iterations influence the outcome. As depicted in Figure 6, there’s a clear trend showcasing the correlation between the number of iterations and the editing effect. The pattern suggests a dynamic evolution, wherein the editing effect witnesses a surge with increasing iterations, up to a point beyond which the effect plateaus and eventually stabilizes.

This stabilization of the editing effect after a certain number of iterations indicates a saturation point or a threshold beyond which additional iterations don’t contribute significantly to enhancing the effect. What’s noteworthy from the observed data is that typically, three iterations seem to strike an optimal balance. In summary, it is recommended to limit the number of iterations to less than 3, which can effectively balance cost and effect.

## 5 related work

Recent advancements in transformer-based LLMs have not only improved the model’s performance across various NLP tasks (Vaswani et al., 2017; Devlin et al., 2018; Brown et al., 2020) but have also revealed emergent capabilities, including few-shot in-context learning, zero-shot problem solving, chain of thought reasoning, instruction following, and instruction induction (Cobbe et al., 2021; Wei et al., 2022; Kojima et al., 2022; Sanh et al., 2022; Wei et al., 2021; Ouyang et al., 2022; Honovich et al., 2022b). While we share the sentiment with these works about the potential of LLMs, our focus

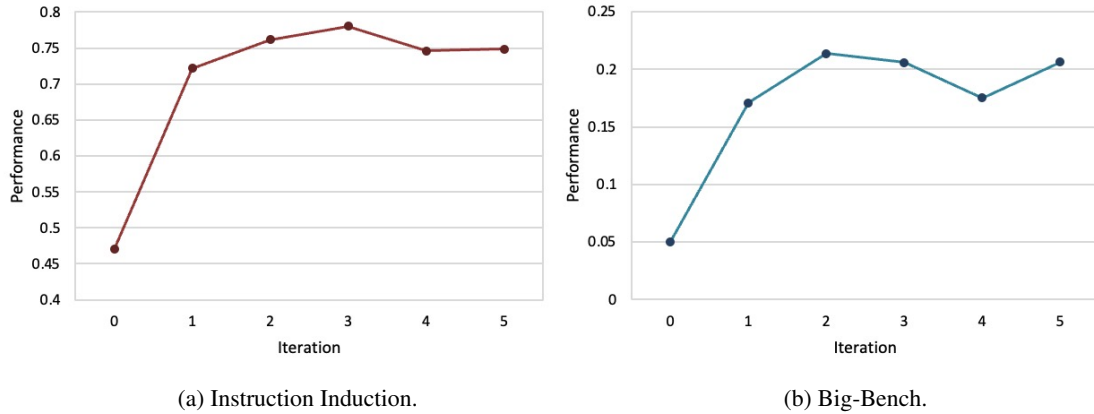


Figure 6: Effect of Iteration numbers

lies in enhancing their performance through prompt editing strategies.

### Automatic prompt engineering with training.

Some work improves prompts by tuning soft prompts in a differentiable manner. For instance, the work (Lester et al., 2021; Qin & Eisner, 2021) employs soft prompts to tailor the behavior of LLMs. Similarly, efforts like those of (Hao et al., 2022; Deng et al., 2022; Zhou et al., 2022) delve into training auxiliary models or directly training the prompt generator (Hao et al., 2022; Wang et al., 2022). While these efforts show the potential of differentiable tuning, they face limitations when LLMs are only accessed via APIs, which limits access to the model’s internals. Additionally, the prompts generated from such methods often yield incoherent languages (Hambardzumyan et al., 2021). Therefore, another type of work improves prompts via discrete manipulations using Reinforcement Learning (Shin et al., 2020; Zhang et al., 2023; Deng et al., 2022), which requires training a reward model. However, it is challenging to train an excellent and generalizable reward model.

### Automatic prompt engineering without training.

Several works have recently explored the potential of using LLMs themselves to guide prompt optimization without training (Reynolds & McDonell, 2021; Honovich et al., 2022a). The work (Zhou et al., 2022) employs the Monte Carlo sampling technique for this purpose. Similarly, the work (Prasad et al., 2022) introduced an evolutionary search approach for prompts, leveraging LLM-paraphrased and swapped segments of the original prompt. The work (Chen et al., 2023) focuses on refining SQL-generation prompts using LLM feedback. The work (Pryzant et al., 2023)

considers ‘gradients’ to guide LLMs for classification tasks. However, these methods usually grapple with ambiguous semantic orientation or a confined task-specific scope.

For automatic prompt editing, EvoPrompt (Guo et al., 2023) uses a genetic algorithm to mutate the original prompt. PROMpting (Yang et al., 2023) leverages LLMs as optimizers, where the optimization task is described in natural language. Both of them are two concurrent works. The main difference between PACE and them is that EvoPrompt does not provide feedback or reflect on execution results to LLMs, similar to PACE w/o the actor and critic, whereas PROMpting only lacks reflection, akin to PACE w/o the critic. Detailed comparison results can be found in Appendix D.

In this paper, PACE refines prompts for LLMs using the actor-critic paradigm, which provides effective guidance in editing and can be applied to various tasks.

## 6 Conclusion and Discussion

In this paper, we have proposed PACE, an innovative approach to automatic prompt editing for LLMs, drawing inspiration from the Actor-Critic paradigm in reinforcement learning. Our experiments confirm the potential of PACE in significantly enhancing the effectiveness of prompts, leading to improved LLM performance across a variety of tasks. By treating the prompt as a form of policy and conceptualizing LLMs as both actors and critics, we have presented a fresh perspective on how prompts can be optimized to better guide the output of LLMs. The remarkable improvements with PACE in prompt editing and generation underscore the value of this perspective and its potential to transform the field of prompt engineering.



571  
572  
573  
574  
575  
576  
577  
  
578  
579  
580  
581  
  
582  
583  
584  
  
585  
586  
587  
588  
589  
  
590  
591  
592  
593  
594  
  
595  
596  
597  
598  
  
599  
600  
601  
  
602  
603  
604  
  
605  
606  
607  
608  
609  
610  
  
611  
612  
613  
614  
615  
  
616  
617  
618  
  
619  
620  
621  
  
622  
623  
624  
625

## References

Tom Brown, Benjamin Mann, Nick Ryder, Melanie Subbiah, Jared D Kaplan, Prafulla Dhariwal, Arvind Neelakantan, Pranav Shyam, Girish Sastry, Amanda Askell, et al. Language models are few-shot learners. *Advances in neural information processing systems*, 33:1877–1901, 2020.

Thomas Carta, Pierre-Yves Oudeyer, Olivier Sigaud, and Sylvain Lamprier. EAGER: asking and answering questions for automatic reward shaping in language-guided RL. In *NeurIPS*, 2022.

Xinyun Chen, Maxwell Lin, Nathanael Schärli, and Denny Zhou. Teaching large language models to self-debug. *arXiv preprint arXiv:2304.05128*, 2023.

Karl Cobbe, Vineet Kosaraju, Mohammad Bavarian, Jacob Hilton, Reiichiro Nakano, Christopher Hesse, and John Schulman. Training verifiers to solve math word problems. *arXiv preprint arXiv:2110.14168*, 2021.

Mingkai Deng, Jianyu Wang, Cheng-Ping Hsieh, Yihan Wang, Han Guo, Tianmin Shu, Meng Song, Eric P Xing, and Zhiting Hu. Rlprompt: Optimizing discrete text prompts with reinforcement learning. *arXiv preprint arXiv:2205.12548*, 2022.

Jacob Devlin, Ming-Wei Chang, Kenton Lee, and Kristina Toutanova. Bert: Pre-training of deep bidirectional transformers for language understanding. *arXiv preprint arXiv:1810.04805*, 2018.

Yihong Dong, Xue Jiang, Zhi Jin, and Ge Li. Self-collaboration code generation via chatgpt. *CoRR*, abs/2304.07590, 2023a.

Yihong Dong, Ge Li, and Zhi Jin. CODEP: grammatical seq2seq model for general-purpose code generation. In *ISSTA*, pp. 188–198. ACM, 2023b.

Matteo Gabburo, Siddhant Garg, Rik Koncel-Kedziorski, and Alessandro Moschitti. Learning answer generation using supervision from automatic question answering evaluators. In *ACL (1)*, pp. 8389–8403. Association for Computational Linguistics, 2023.

Qingyan Guo, Rui Wang, Junliang Guo, Bei Li, Kaitao Song, Xu Tan, Guoqing Liu, Jiang Bian, and Yujiu Yang. Connecting large language models with evolutionary algorithms yields powerful prompt optimizers. *CoRR*, abs/2309.08532, 2023.

Karen Hambardzumyan, Hrant Khachatryan, and Jonathan May. Warp: Word-level adversarial reprogramming. *arXiv preprint arXiv:2101.00121*, 2021.

Yaru Hao, Zewen Chi, Li Dong, and Furu Wei. Optimizing prompts for text-to-image generation. *arXiv preprint arXiv:2212.09611*, 2022.

Or Honovich, Uri Shaham, Samuel R. Bowman, and Omer Levy. Instruction induction: From few examples to natural language task descriptions. *CoRR*, abs/2205.10782, 2022a.

Or Honovich, Uri Shaham, Samuel R Bowman, and Omer Levy. Instruction induction: From few examples to natural language task descriptions. *arXiv preprint arXiv:2205.10782*, 2022b.

Xue Jiang, Yihong Dong, Lecheng Wang, Qiwei Shang, and Ge Li. Self-planning code generation with large language model. *CoRR*, abs/2303.06689, 2023.

Takeshi Kojima, Shixiang Shane Gu, Machel Reid, Yutaka Matsuo, and Yusuke Iwasawa. Large language models are zero-shot reasoners. *arXiv preprint arXiv:2205.11916*, 2022.

Jack Lanchantin, Sainbayar Sukhbaatar, Gabriel Synnaeve, Yuxuan Sun, Kavya Srinet, and Arthur Szlam. A data source for reasoning embodied agents. In *AAAI*, pp. 8438–8446. AAAI Press, 2023.

Brian Lester, Rami Al-Rfou, and Noah Constant. The power of scale for parameter-efficient prompt tuning. In *Proceedings of the 2021 Conference on Empirical Methods in Natural Language Processing*, pp. 3045–3059, 2021.

OpenAI. ChatGPT, 2023. URL <https://openai.com/blog/chatgpt/>.

Long Ouyang, Jeff Wu, Xu Jiang, Diogo Almeida, Carroll L Wainwright, Pamela Mishkin, Chong Zhang, Sandhini Agarwal, Katarina Slama, Alex Ray, et al. Training language models to follow instructions with human feedback. *arXiv preprint arXiv:2203.02155*, 2022.

Kishore Papineni, Salim Roukos, Todd Ward, and Wei-Jing Zhu. Bleu: a method for automatic evaluation of machine translation. In *ACL*, pp. 311–318. ACL, 2002.

Archiki Prasad, Peter Hase, Xiang Zhou, and Mohit Bansal. Grips: Gradient-free, edit-based instruction search for prompting large language models. *arXiv preprint arXiv:2203.07281*, 2022.

Reid Pryzant, Dan Iter, Jerry Li, Yin Tat Lee, Chenguang Zhu, and Michael Zeng. Automatic prompt optimization with "gradient descent" and beam search. *CoRR*, abs/2305.03495, 2023.

Guanghui Qin and Jason Eisner. Learning how to ask: Querying lms with mixtures of soft prompts. In *Proceedings of the 2021 Conference of the North American Chapter of the Association for Computational Linguistics: Human Language Technologies*, pp. 5203–5212, 2021.

Laria Reynolds and Kyle McDonell. Prompt programming for large language models: Beyond the few-shot paradigm. In *CHI Extended Abstracts*, pp. 314:1–314:7. ACM, 2021.

Victor Sanh, Albert Webson, Colin Raffel, Stephen Bach, Lintang Sutawika, Zaid Alyafeai, Antoine Chaffin, Arnaud Stiegler, Teven Le Scao, Arun Raja, et al. Multitask prompted training enables zero-shot

680	task generalization. In <i>The Tenth International Conference on Learning Representations</i> , 2022.	Yongchao Zhou, Andrei Ioan Muresanu, Ziwen Han, Keiran Paster, Silviu Pitis, Harris Chan, and Jimmy Ba. Large language models are human-level prompt engineers. <i>arXiv preprint arXiv:2211.01910</i> , 2022.	734
681			735
682	Esmail Seraj. Embodied, intelligent communication for multi-agent cooperation. In <i>AAAI</i> , pp. 16135–16136. AAAI Press, 2023.	Yongchao Zhou, Andrei Ioan Muresanu, Ziwen Han, Keiran Paster, Silviu Pitis, Harris Chan, and Jimmy Ba. Large language models are human-level prompt engineers. In <i>ICLR</i> . OpenReview.net, 2023.	736
683			737
684			
685	Sijie Shen, Xiang Zhu, Yihong Dong, Qizhi Guo, Yankun Zhen, and Ge Li. Incorporating domain knowledge through task augmentation for front-end javascript code generation. In <i>ESEC/SIGSOFT FSE</i> , pp. 1533–1543. ACM, 2022.		738
686			739
687			740
688			741
689			
690	Taylor Shin, Yasaman Razeghi, Robert L. Logan IV, Eric Wallace, and Sameer Singh. AutoPrompt: Eliciting knowledge from language models with automatically generated prompts. In <i>Empirical Methods in Natural Language Processing (EMNLP)</i> , 2020.		
691			
692			
693			
694			
695	Mirac Suzgun, Nathan Scales, Nathanael Schärli, Sebastian Gehrmann, Yi Tay, Hyung Won Chung, Aakanksha Chowdhery, Quoc V. Le, Ed Chi, Denny Zhou, and Jason Wei. Challenging big-bench tasks and whether chain-of-thought can solve them. In <i>ACL (Findings)</i> , pp. 13003–13051. Association for Computational Linguistics, 2023.		
696			
697			
698			
699			
700			
701			
702	Ashish Vaswani, Noam Shazeer, Niki Parmar, Jakob Uszkoreit, Llion Jones, Aidan N Gomez, Łukasz Kaiser, and Illia Polosukhin. Attention is all you need. <i>Advances in neural information processing systems</i> , 30, 2017.		
703			
704			
705			
706			
707	Yizhong Wang, Yeganeh Kordi, Swaroop Mishra, Alisa Liu, Noah A Smith, Daniel Khashabi, and Hannaneh Hajishirzi. Self-instruct: Aligning language model with self generated instructions. <i>arXiv preprint arXiv:2212.10560</i> , 2022.		
708			
709			
710			
711			
712	Jason Wei, Maarten Bosma, Vincent Zhao, Kelvin Guu, Adams Wei Yu, Brian Lester, Nan Du, Andrew M Dai, and Quoc V Le. Finetuned language models are zero-shot learners. In <i>International Conference on Learning Representations</i> , 2021.		
713			
714			
715			
716			
717	Jason Wei, Xuezhi Wang, Dale Schuurmans, Maarten Bosma, Ed Chi, Quoc Le, and Denny Zhou. Chain of thought prompting elicits reasoning in large language models. <i>arXiv preprint arXiv:2201.11903</i> , 2022.		
718			
719			
720			
721	Chengrun Yang, Xuezhi Wang, Yifeng Lu, Hanxiao Liu, Quoc V. Le, Denny Zhou, and Xinyun Chen. Large language models as optimizers. <i>CoRR</i> , abs/2309.03409, 2023.		
722			
723			
724			
725	Tianjun Zhang, Xuezhi Wang, Denny Zhou, Dale Schuurmans, and Joseph E Gonzalez. Tempera: Test-time prompt editing via reinforcement learning. In <i>The Eleventh International Conference on Learning Representations</i> , 2023.		
726			
727			
728			
729			
730	Tianyi Zhang, Varsha Kishore, Felix Wu, Kilian Q. Weinberger, and Yoav Artzi. Bertscore: Evaluating text generation with BERT. In <i>ICLR</i> . OpenReview.net, 2020.		
731			
732			
733			

## A Implementation Details

Table 2: The 24-instruction induction task proposed in the work [Honovich et al. \(2022b\)](#) is described in detail. For convenience, the original table in the work [Honovich et al. \(2022b\)](#) is reproduced here.

Category	Task	Instruction	Demonstration
<i>Spelling</i>	First Letter	Extract the first letter of the input word.	cat → c
	Second Letter	Extract the second letter of the input word.	cat → a
	List Letters	Break the input word into letters, separated by spaces.	cat → c a t
	Starting With	Extract the words starting with a given letter from the input sentence.	The man whose car I hit last week sued me. [m] → man, me
<i>Morpho-syntax</i>	Pluralization	Convert the input word to its plural form.	cat → cats
	Passivization	Write the input sentence in passive form.	The artist introduced the scientist. → The scientist was introduced by the artist.
<i>Syntax</i>	Negation	Negate the input sentence.	Time is finite → Time is not finite.
<i>Lexical Semantics</i>	Antonyms	Write a word that means the opposite of the input word.	won → lost
	Synonyms	Write a word with a similar meaning to the input word.	alleged → supposed
	Membership	Write all the animals that appear in the given list.	cat, helicopter, cook, whale, frog, lion → frog, cat, lion, whale
<i>Phonetics</i>	Rhymes	Write a word that rhymes with the input word.	sing → ring
<i>Knowledge</i>	Larger Animal	Write the larger of the two given animals.	koala, snail → koala
<i>Semantics</i>	Cause Selection	Find which of the two given cause and effect sentences is the cause.	Sentence 1: The soda went flat. Sentence 2: The bottle was left open. → The bottle was left open.
	Common Concept	Find a common characteristic for the given objects.	guitars, pendulums, neutrinos → involve oscillations.
<i>Style</i>	Formality	Rephrase the sentence in formal language.	Please call once you get there → Please call upon your arrival.
<i>Numerical</i>	Sum	Sum the two given numbers.	22 10 → 32
	Difference	Subtract the second number from the first.	32 22 → 10
	Number to Word	Write the number in English words.	26 → twenty-six
<i>Multi-lingual</i>	Translation	Translate the word into German / Spanish / French.	game → juego
<i>GLUE</i>	Sentiment Analysis	Determine whether a movie review is positive or negative.	The film is small in scope, yet perfectly formed. → positive
	Sentence Similarity	Rate the semantic similarity of two input sentences on a scale of 0 - definitely not to 5 - perfectly.	Sentence 1: A man is smoking. Sentence 2: A man is skating. → 0 - definitely not
	Word in Context	Determine whether an input word has the same meaning in the two input sentences.	Sentence 1: Approach a task. Sentence 2: To approach the city. Word: approach → not the same

Table 3: A detailed description of Big-Bench Instruction Induction, a clean and tractable subset of tasks with clear human-written instructions.

Name	Description	Keywords
gender inclusive sentences german	Given a German language sentence that does not use gender-inclusive forms, transform it to gender-inclusive forms	free response, grammar, inclusion, non-English, paraphrase
movie recommendation	Recommend movies similar to the given list of movies	emotional intelligence, multiple choice
object counting	Questions that involve enumerating objects of different types and asking the model to count them	free response, logical reasoning
operators	Given a mathematical operator definition in natural language, apply it	free response, mathematics, numerical response
question selection	Given a short answer along with its context, select the most appropriate question which to the given short answer	multiple choice, paraphrase, reading comprehension, summarization
ruin names	Select the humorous edit that 'ruins' the input movie or musical artist name	emotional understanding, multiple choice
snarks	Determine which of two sentences is sarcastic	emotional understanding, humor, multiple choice
tense	Modify the tense of a given sentence	free response, paraphrase, syntax
word sorting	Sort a list of words	algorithms, free response
word unscrambling	Unscramble the given letters to form an English word	free response, implicit reasoning, tokenization

## B Templates of Actor, Critic, and Update

The purpose of these templates is to allow LLMs to produce corresponding responses when acting as actor, critic, and update. Note that these templates are not optimal, and we can improve these templates to get better results.

### B.1 Actor

Instruction: [TASK\_INSTRUCTION],  
 Input: [INPUT],  
 Output:

### B.2 Critic

I gave you an instruction:[TASK\_INSTRUCTION]. Based on this instruction they produced the following input-prediction pairs and the corresponding ground truth:

Input: [INPUT],

Prediction: [PREDICTION],

Ground Truth: [GROUNDTRUTH],

According to Input, Prediction, and Ground Truth, give the critical advice on how to improve the instruction:

### B.3 Update

I gave you an instruction:[TASK\_INSTRUCTION]. Based on the instruction they produced the following critical advices: [Critical\_Advices]. Taking these critical advices into consideration, the improved instruction was:

<b>C</b>	<b>Details of Human-written Prompt and Performance in Instruction Induction</b>	763
	Each task contains multiple human-written prompts and their performances on the base model.	764
<b>C.1</b>	<b>Case Selection</b>	765
	• 0.88: Which of the following sentences is the cause?	766
	• 0.8: Which of the two events is the cause?	767
	• 0.6: Each input consists of two sentences, where one is the cause and the other is the outcome. Write The cause sentence.	768 769
	• 0.52: The input is a cause and effect. Write the cause.	770
	• 0.36: The input is a cause and effect, write the cause.	771
	• 0.2: The input consists of two sentences. One is the cause of the other. Write the cause sentence.	772
	• 0.04: Find the cause in the following cause and effect pair.	773
	• 0.0: Output the sentence describing the cause (the other sentence is what happened as a result).	774
	• 0.0: Output the cause (other sentence describes what happened as a result).	775
<b>C.2</b>	<b>Starting With</b>	776
	• 0.72: Write a word from the following sentence that starts with the bracketed letter.	777
	• 0.65: Output all the tokens in the input that start with the letter in [ ].	778
	• 0.57: Output all tokens in the sentence that start with the letter in [ ].	779
	• 0.55: Write all the words of the input that start with the letter in the square brackets.	780
	• 0.43: Write all the words from the sentence that start with the letter in the square brackets.	781
	• 0.4: For each input, list all the words in the sentence that begin with the character in brackets at the end of the sentence.	782 783
	• 0.36: Write all the words in the following sentence that start with the bracketed letter, in their original order.	784 785
	• 0.35: For each input sentence, list all the words in the sentence that begin with the character written inside the brackets.	786 787
<b>C.3</b>	<b>Sum</b>	788
	• 1.0: You are given two numbers as input. Apply the + operator to them and output the answer.	789
	• 1.0: For each input, write the sum of the two numbers that appears there.	790
	• 0.7: Write the result of adding the two numbers.	791
	• 0.51: Write the sum of the pair of numbers for each input.	792
	• 0.29: sum the numbers in the input.	793
	• 0.24: Add the following numbers.	794
	• 0.19: Apply the + operator on the two numbers.	795
	• 0.07: Write the sum of the two numbers.	796

797 **C.4 Rhymes**

- 798 • 0.62: What is a word that rhymes with the input token.
- 799 • 0.62: Write a word that rhymes with the input.
- 800 • 0.6: Write a word that rhymes with the input.
- 801 • 0.6: Write a word that rhymes with the input word.
- 802 • 0.6: Write a word that rhymes with each of the following input words.
- 803 • 0.59: For each word in the input write another word that rhymes with it.
- 804 • 0.58: Write a word that rhymes with the input word.
- 805 • 0.0: Write a rhyme for the following word.

806 **C.5 Negation**

- 807 • 0.79: Write a negated version of the given sentence.
- 808 • 0.79: Negate the given sentence.
- 809 • 0.79: Negate the following sentence:.
- 810 • 0.78: Write the negation.
- 811 • 0.72: Change the fact stated in the sentence to an opposite fact.
- 812 • 0.69: Output the negation of the input.
- 813 • 0.68: You will be given a sentence that states a fact (that might be true or not). Try to state the  
814 opposite fact.
- 815 • 0.5: For each input, write a sentence that expresses the exact opposite meaning of the input.

816 **C.6 Sentiment**

- 817 • 0.91: Write "positive" if the input is a positive review, and "negative" if the input is a negative review.
- 818 • 0.87: Determine whether the sentiment is positive or negative.
- 819 • 0.87: Classify the sentiment of the input sentence (options are positive or negative).
- 820 • 0.85: Output whether the sentiment is positive or negative.
- 821 • 0.85: Given an input text, output whether the sentiment is positive or negative.
- 822 • 0.82: For each input, determine if the sentiment in the input is prone to negative or positive opinion.
- 823 • 0.76: Output whether the sentiment of the input sentence is positive or negative.
- 824 • 0.5: For each input, determine whether it expresses a positive or a negative opinion.

<b>C.7 Membership</b>	825
• 0.98: Write all animals from the list of words.	826
• 0.96: Write only the animals from the list of words.	827
• 0.95: Extract animals.	828
• 0.93: List the animals from the given words.	829
• 0.91: List which of the following are animals.	830
• 0.9: Find the animals in the following list of words.	831
• 0.89: Extract all animals from the input list.	832
• 0.86: Extract all animals from the list.	833
• 0.42: Find the animals in the list.	834
<b>C.8 Large Animal</b>	835
• 0.93: Write which of the pair of animals in each input is larger.	836
• 0.93: Write the bigger animal of the two.	837
• 0.93: Write the bigger animal.	838
• 0.93: For each input, write which of the two animals is bigger.	839
• 0.59: find the larger between the following pair of animals.	840
• 0.52: output which of the animals in the input is bigger.	841
• 0.46: Which is bigger?	842
• 0.4: Which of the following animals is bigger?	843
• 0.2: which of the animals separated by , is bigger.	844
<b>C.9 Word in Context</b>	845
• 0.57: Each input consists of two sentences (Sentence 1 and Sentence 2), and a word that appears in at least one sentence as is or in a modified way (Word). Classify whether the meaning of this word is the same in both sentences (options are "same" or "not the same").	846 847 848
• 0.53: Write "same" if the word has the same meaning in both sentences, otherwise write "not the same".	849 850
• 0.52: Each input consists of two sentences (Sentence 1 and Sentence 2) and a word that appears in both of them (Word). Classify whether the meaning of this word is the same in both sentences (options are "same" or "not the same").	851 852 853
• 0.5: Given two sentences and a common word, output "same" if the common word has the same meaning in both sentences, and "not the same" otherwise.	854 855
• 0.49: Given two sentences and a common word, output "same" if the common word has the same meaning in both sentences, otherwise output "not the same".	856 857
• 0.48: "same" if the word has the same meaning in both sentences, otherwise "not the same".	858
• 0.0: Whether the meaning of the word is the same or not in both sentences.	859

- 860 • 0.0: For each input, determine whether the two sentences (marked 'Sentence 1' and 'Sentence 2')
- 861 use the selected word (marked 'Word:') with the same meaning or not.
- 862 • 0.0: For each input, determine if the keyword (marked in 'Word:') is used in the same meaning in
- 863 both the sentences (marked 'Sentence 1' and 'Sentence 2').
- 864 • 0.0: Determine whether the meaning of the word is the same in both sentences.

### 865 **C.10 Sentence Similarity**

- 866 • 0.38: Rate from 0 (definitely not) to 5 (perfectly) the degree in which both sentences describe the
- 867 same event.
- 868 • 0.37: Rate from 0 (definitely not) to 5 (perfectly) the degree in which the two sentences describe the
- 869 same thing.
- 870 • 0.26: Each input consists of two sentences (Sentence 1 and Sentence 2). Rate on a scale of 0 to 5
- 871 whether Sentence 1 is a paraphrase of Sentence 2.
- 872 • 0.22: Score from 0 to 5 whether the two sentences describe the same event.
- 873 • 0.2: Score from 0 to 5 whether the two sentences describe the same event (5 being highest and 0
- 874 lowest).
- 875 • 0.0: Each input consists of two sentences (Sentence 1 and Sentence 2). Rate on a scale of 0 to 5
- 876 whether those sentences are paraphrases of each other, and also give a brief textual description of
- 877 the rating (0 being definitely not, 2 being possibly, 3 being probably, 4 being almost perfectly and 5
- 878 being perfectly). Use " - " to separate them.



## D Comparison of PACE and Other Methods

We try to reproduce these two concurrent works (i.e. PROMpting (Yang et al., 2023) and EvoPrompt (Guo et al., 2023)) following the original prompt and pseudo code in these papers. We conduct the comparison experiment on the public benchmark - Instruction Induction, following the experimental setup in our paper. Specifically, we keep the setups consistent for all methods, including base LLM = ChatGPT (i.e., ‘gpt-3.5-turbo-0301’), number of input prompts = 1 (the default setups for PROMpting and EvoPrompt are 20 and 10 respectively, but many tasks do not have so many human-written prompts, so we only input the Worst Human-Written Prompt), the number of output candidate prompts = 8, and the number of iteration rounds = 1.

The experimental results show that under the same setups, the performance improvement of PACE is significantly better than PROMpting (Yang et al., 2023) and EvoPrompt (Guo et al., 2023), benefiting from real feedback (actors) and reflection (critics) of LLMs. In contrast, the inferior performance of PROMpting and EvoPrompt could be linked to their reliance on a substantial volume of human-written prompts. However, due to the limitations of the dataset, we only entered a single human-written prompt in this experiment.

Table 4: Comparison between PACE versus PROMpting (Yang et al., 2023) and EvoPrompt (Guo et al., 2023).

Instruction	Worst Human-Written Prompt	PROMpting	EvoPrompt	PACE
active_to_passive	1	1	1	0.99
antonyms	0.77	0.82	0.82	0.85
cause_and_effect	0	0	0	0.53
common_concept	0.05	0.08	0.06	0.06
diff	0.87	1	1	1
first_word_letter	0.6	0	0.2	1
informal_to_formal	0.46	0.53	0.53	0.59
larger_animal	0.2	0.59	0.07	0.53
letters_list	0.56	0.48	0.46	1
negation	0.5	0.78	0.23	0.76
num_to_verbal	0.44	1	0.12	1
orthography_starts_with	0.35	0.37	0.43	0.44
rhymes	0	0.02	0	0.56
second_word_letter	0.95	0.45	0.45	1
sentence_similarity	0	0.05	0.05	0.42
sentiment	0.52	0.13	0.22	0.91
singular_to_plural	0.99	0.98	0.97	1
sum	0.07	0.99	1	1
synonyms	0.11	0.15	0.14	0.12
taxonomy_animal	0.42	0.73	0.73	0.92
translation_en-de	0.81	0.82	0.82	0.84
translation_en-es	0.87	0.86	0.83	0.83
translation_en-fr	0.88	0.86	0.87	0.88
word_in_context	0	0	0.01	0.16
<b>Average</b>	<b>0.47</b>	<b>0.53</b>	<b>0.46</b>	<b>0.72</b>

894  
895  
896  
897

## E Efficiency Comparison

We compare our proposed PACE to the previous prompt generation method APE, adhering to the experimental setup in our paper. As shown in the following table, we can find that the running time of PACE is acceptable and slightly lower than APE.

Table 5: Efficiency Comparison of APE and PACE

<b>Instruction</b>	<b>APE Time (s)</b>	<b>PACE Time (s)</b>
<b>antonyms</b>	193.3841718	170.4483252
<b>cause_and_effect</b>	165.4218265	146.9358413
<b>common_concept</b>	272.4779725	221.5746787
<b>diff</b>	441.1818587	171.3038456
<b>first_word_letter</b>	239.3755522	160.1741374
<b>informal_to_formal</b>	220.3962668	131.0239611
<b>larger_animal</b>	301.950026	257.6089029
<b>letters_list</b>	196.5197048	144.7002583
<b>taxonomy_animal</b>	325.9682828	170.7813251
<b>negation</b>	191.3055882	177.4928019
<b>num_to_verbal</b>	193.1570891	187.8281341
<b>active_to_passive</b>	192.6067982	200.9731977
<b>singular_to_plural</b>	162.0425067	166.054487
<b>rhymes</b>	262.3620207	323.8450603
<b>second_word_letter</b>	223.0662	170.4889729
<b>sentence_similarity</b>	370.5423006	298.4649165
<b>sentiment</b>	197.7973852	178.7309837
<b>orthography_starts_with</b>	224.0993353	206.3742661
<b>sum</b>	279.8155023	172.6397824
<b>synonyms</b>	320.181802	161.5457189
<b>translation_en-de</b>	163.7373747	164.0702665
<b>translation_en-es</b>	178.9501115	190.471509
<b>translation_en-fr</b>	216.419857	186.9464092
<b>word_in_context</b>	374.4830073	247.1816087
<b>Average</b>	<b>246.1351059</b>	<b>191.9858079</b>

Table 6: Details of task Performance in Instruction Induction benchmark.

	0	1	2	3	4	5
<b>active_to_passive</b>	1	1	1	1	1	1
<b>antonyms</b>	0.81	0.85	0.87	0.85	0.88	0.87
<b>cause_and_effect</b>	0.04	0.53	0.89	0.93	0.89	0.85
<b>common_concept</b>	0.06	0.06	0.15	0.15	0.15	0.17
<b>diff</b>	1	1	0.95	1	1	0.99
<b>first_word_letter</b>	0.01	1	1	1	1	1
<b>informal_to_formal</b>	0.53	0.59	0.59	0.64	0.53	0.6
<b>larger_animal</b>	0.07	0.21	0.64	0.65	0.63	0.61
<b>letters_list</b>	0.48	1	1	1	1	1
<b>negation</b>	0.26	0.76	0.75	0.76	0.75	0.76
<b>num_to_verbal</b>	0.2	1	1	1	1	1
<b>orthography_starts_with</b>	0.37	0.44	0.42	0.37	0.29	0.34
<b>rhymes</b>	0	0.56	0.75	0.82	0.34	0.4
<b>second_word_letter</b>	0.45	1	1	1	1	0.99
<b>sentence_similarity</b>	0.05	0.42	0.42	0.41	0.45	0.46
<b>sentiment</b>	0.13	0.91	0.94	0.89	0.87	0.87
<b>singular_to_plural</b>	0.98	1	0.99	0.99	0.99	0.98
<b>sum</b>	0.99	1	1	1	1	1
<b>synonyms</b>	0.13	0.12	0.1	0.32	0.36	0.46
<b>taxonomy_animal</b>	0.74	0.92	0.96	0.94	0.83	0.74
<b>translation_en-de</b>	0.82	0.84	0.85	0.9	0.89	0.86
<b>translation_en-es</b>	0.87	0.83	0.86	0.89	0.95	0.94
<b>translation_en-fr</b>	0.87	0.88	0.81	0.84	0.78	0.75
<b>word_in_context</b>	0	0.16	0.23	0.23	0.16	0.16

Table 7: Details of task Performance in Big-Bench benchmark.

	0	1	2	3	4	5
<b>gender_inclusive_sentences_german</b>	0.175	0.2	0.2	0.2	0.225	0.225
<b>hyperbaton</b>	0	0.14	0.4	0.51	0.57	0.51
<b>movie_recommendation</b>	0	0.2	0.29	0.27	0.21	0.27
<b>object_counting</b>	0	0.5	0.47	0.44	0.41	0.46
<b>operators</b>	0	0.024	0	0	0	0
<b>question_selection</b>	0	1	1	1	0.02	0.98
<b>ruin_names</b>	0	0.356	0.6	0.3	0.556	0.289
<b>snarks</b>	0	0.514	0.514	0.541	0.595	0.568
<b>tense</b>	0.728	0.828	0.811	0.811	0.811	0.811
<b>word_sorting</b>	0	0	0.42	0.46	0.46	0.43
<b>word_unscrambling</b>	0.19	0.45	0.45	0.53	0.58	0.46