

---

# Learned Thresholds Token Merging and Pruning for Vision Transformers

---

Maxim Bonnaerens<sup>1</sup> Joni Dambre<sup>1</sup>

## Abstract

Vision transformers have demonstrated remarkable success in a wide range of computer vision tasks over the last years; however, their high computational cost remains a significant barrier to their practical deployment. In particular, the complexity of transformer models is quadratic with respect to the number of input tokens. Therefore techniques that reduce the number of input tokens that need to be processed have been proposed. This paper introduces Learned Thresholds token Merging and Pruning (LTMP), a novel approach that leverages the strengths of both token merging and token pruning. LTMP uses learned threshold masking modules that dynamically determine which tokens to merge and which to prune. Our results demonstrate that LTMP achieves state-of-the-art accuracy on ImageNet across various reduction rates while requiring only a single fine-tuning epoch, which is an order of magnitude faster than previous methods. Code is available at <https://github.com/Mxbonn/ltmp>.

## 1. Introduction

The adoption of transformers (Vaswani et al., 2017), originally developed for natural language processing, in the field of computer vision with Vision Transformers (ViT) (Dosovitskiy et al., 2021) has led to significant progress in the field. But despite the impressive results of vision transformers, their success has come with a cost; ViT models are computationally expensive and require larger datasets (e.g. ImageNet-21k instead of ImageNet-1k (Deng et al., 2009)) and prolonged training times (Dosovitskiy et al., 2021). In order to benefit from their accuracy in downstream tasks and applications, the use of pretrained models has become essential. However, their adoption on resource-constrained devices such as mobile and embedded platforms remains

limited due to the high computational cost.

To reduce the computational cost of transformers, previous work has focused on techniques such as distillation (Wu et al., 2022), quantization (Liu et al., 2021b) and pruning. Pruning techniques have explored pruning model weights (Gordon et al., 2020), attention heads (Voita et al., 2019), and input tokens (Rao et al., 2021). This last approach is very effective, as the model complexity of a transformer is quadratic to the number of tokens. In vision transformers, the tokens are non-overlapping patches of an image, e.g. a token may represent patches of  $16 \times 16$  pixels. Token pruning has attracted research interest as it matches our intuition that not all parts of an image are equally important. The self-attention mechanism in transformers, due to its ability to process variable length inputs and its order-agnostic characteristic, enables unstructured reduction of the number of tokens between layers. This was previously non-trivial with convolutional neural networks.

Most token pruning approaches calculate an importance score for every token in each layer and remove the least important tokens. While token pruning has been shown to be an effective compression technique, removing tokens results in loss of information which limits the amount of tokens that can be pruned. In order to recover from this loss of information, most pruning approaches require substantial retraining to be effective. Additionally, some recent pruning techniques have incorporated token combining techniques where the pruned tokens are combined into a single token that aggregates the information that would otherwise be lost (Kong et al., 2022).

Token merging (ToMe) (Bolya et al., 2023) takes this combining technique one step further. ToMe exclusively combines pairs of tokens into new tokens rather than pruning them. This has as advantage that it does not discard but summarizes information, leading to better accuracy while being equally effective in reducing computational complexity.

In this work, we introduce Learned Thresholds token Merging and Pruning (LTMP). Our approach combines the benefits of token merging, which allows us to combine rather than discard token information, with pruning, which allows us to remove uninformative tokens. To the best of our knowledge, this is the first work to extensively combine these two reduction techniques which leads to improved

---

<sup>1</sup>IDLab-AIRO, Ghent University - imec, Ghent, Belgium. Correspondence to: Maxim Bonnaerens <maxim.bonnaerens@ugent.be>.




Figure 1. Visualization of the merging and pruning as applied to image patches. In every layer the most similar tokens are merged and any unimportant tokens are pruned. The visualizations show the remaining tokens after every layer in DeiT-S.

accuracy compared to previous work. Our approach uses learned threshold masking modules, which allow the model to learn thresholds that determine which tokens to prune and which ones to merge in each layer. This enables adaptive token reduction, while only requiring two learnable parameters per transformer block. As a result, our approach converges within a single epoch, reducing the fine-tuning cost by an order of magnitude compared to other learnable pruning approaches.

Our contributions can be summarized as follows:

- We propose to combine token merging with token pruning, enabling us to achieve high token reduction rates with minimal loss of accuracy.
- Our method introduces learned threshold masking modules, which require only two learnable parameters per transformer block, allowing our approach to converge within a single epoch.
- We optimize the thresholds using a novel budget-aware training loss for which we introduce a reduction target  $r_{target}$  and an actual FLOPs reduction factor  $r_{FLOPs}$ . This allows us to create models of any size and allows the model to freely distribute the reduction operations across layers.

## 2. Related work

### 2.1. Efficient Vision Transformers

Initially, transformers (Vaswani et al., 2017) were adopted from NLP to computer vision (Dosovitskiy et al., 2021) for their impressive accuracy. But despite their success in many vision tasks, ViT-based models could not compete with lightweight CNNs for deployment on resource-constrained

platforms (Wang et al., 2022). To create efficient ViT models, several architecture changes have been proposed which modify the expensive attention mechanisms (Kitaev et al., 2019; Chen et al., 2021; Liu et al., 2021a; Li et al., 2021). In this paper, we look at token pruning but other pruning approaches that have been successfully applied to transformers are, among others, weight pruning (Gordon et al., 2020) and attention heads pruning (Voita et al., 2019).

### 2.2. Token Pruning

The flexibility of transformers with respect to the sequence length and order of the inputs allows token pruning, something which was previously non-trivial to do in convolutional-based models. Token pruning methods can differ in various ways, such as the score used to determine the importance of each token. Pruning methods can also differ in the way that token reduction is applied. In fixed rate pruning (Goyal et al., 2020; Rao et al., 2021; Bolya et al., 2023; Liang et al., 2022; Xu et al., 2022) a predefined number of tokens is removed per layer, while in adaptive approaches (Kim et al., 2022; Yin et al., 2021; Liu et al., 2022) the tokens are pruned dynamically based on the input.

The most recent pruning approaches do not only prune tokens but they also create a single additional token after each pruning step. This token aggregates the information of the pruned tokens and limits the loss of accuracy while pruning. EViT (Liang et al., 2022), Evo-ViT (Xu et al., 2022) and SPViT (Kong et al., 2022) use a weighted average based on the importance score to create the new fused token.

### 2.3. Token merging

Token Merging (ToMe) as introduced by (Bolya et al., 2023), introduces a lightweight token matching algorithm to merge similar tokens. It is as fast as pruning while being more

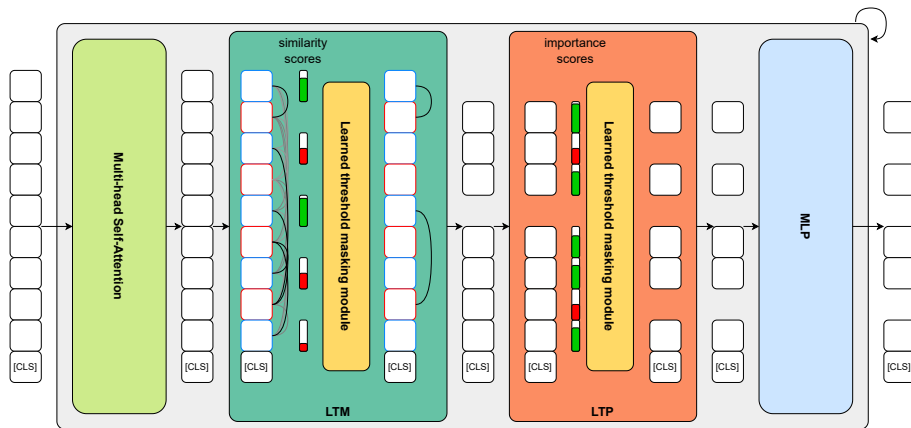


Figure 2. Overview of our approach. LTMP contains a merging and pruning component, each with a learned threshold masking module. The components are added between the Multi-head Self-Attention and MLP components of each transformer block.

accurate. ToMe partitions all tokens into two sets  $\mathbb{A}$  and  $\mathbb{B}$  of roughly equal size by alternating and calculates similarity scores for each token in  $\mathbb{A}$  with every token in  $\mathbb{B}$ . The similarity score is defined as the cosine similarity between the key vectors ( $\mathbf{K}$ ) used in the self-attention layer. The final similarity score of a token in  $\mathbb{A}$  is the highest similarity score with any token in  $\mathbb{B}$ . Based on this score, ToMe merges the  $k$  most similar tokens through averaging and concatenates the two sets back together.

### 3. Learned thresholds token merging and pruning

#### 3.1. Overview

An overview of our framework is shown in Figure 2. Given any vision transformer, our approach adds merging (LTM) and pruning (LTP) components with learned threshold masking modules in each transformer block between the Multi-head Self-Attention (MSA) and MLP components. Based on the attention in the MSA, importance scores for each token and similarity scores between tokens are computed. Learned threshold masking modules then learn the thresholds that decide which tokens to prune and which ones to merge.

#### 3.2. Motivation

Although token merging is generally more accurate than pruning as it combines tokens instead of discarding them, it is not always better to merge tokens instead of discarding them. In some cases, it may be more beneficial to prune an unimportant token rather than merging the most similar tokens, as the similarity between them may not be very high.

In this section, we explore whether token merging and token pruning are techniques that can be combined. Figure 3

visualizes tokens kept by pruning and by merging on one specific image, we observe that the kept tokens are noticeably different between both approaches. To quantify the relation between merging and pruning, we calculated the Kendall tau rank correlation (Kendall, 1938) between the *importance scores* used in token pruning and the *similarity scores* used in token merging. We calculated the correlations over 1000 images using a ViT-B where each layer pruned and merged 8 tokens in a fixed top- $k$  manner, and report the results in Table 1. We find that the  $\tau$  correlations between both scores are low, especially in the early layers where the most important merging and pruning is done. We, therefore, propose combining token merging and token pruning.

Table 1. Kendall  $\tau$  correlation between *importance scores* in token pruning and *similarity scores* in token merging. The correlations are calculated over 1000 images using a ViT-B where each layer pruned and merged 8 tokens.

layer	1	3	5	7	9	11
$\tau$	0.01	0.14	0.21	0.19	0.15	0.22



Figure 3. Visualization of token pruning (middle) compared to token merging (right). The visualization shows the remaining tokens after the 10-th layer in ViT-B when pruning or merging 16 tokens per layer.

### 3.3. Learned thresholds

#### 3.3.1. LEARNED THRESHOLDS PRUNING

Our learned thresholds approach is conceptually similar to learned token pruning as introduced in (Kim et al., 2022). In each transformer block an *importance score* is calculated for every token  $\mathbf{x}_i, i \in \{1, \dots, n\}$ , where  $n = hw$  is the number of tokens<sup>1</sup>. A threshold  $\theta^l \in \mathbb{R}, l \in \{1, \dots, L\}$ , where  $L$  is the number of transformer blocks, determines which tokens to keep and which to prune in each layer; only tokens with an importance score above the threshold are kept.

In order to prune tokens adaptively, we introduce a threshold masking module that, given the importance scores  $\mathbf{s}^l \in \mathbb{R}^n$ , learns a pruning threshold  $\theta^l$  and outputs which tokens to keep.

$$M(\mathbf{s}_i^l, \theta^l) = \begin{cases} 1, & \text{if } \mathbf{s}_i^l > \theta^l \\ 0, & \text{otherwise} \end{cases} \quad (1)$$

However, in order to make  $\theta^l$  learnable during training, the threshold masking module needs to be differentiable. We achieve this by implementing the threshold masking module as a straight-through estimator (Bengio et al., 2013), where we estimate the masking function during backpropagation as

$$M(\mathbf{s}_i^l, \theta^l) = \sigma\left(\frac{\mathbf{s}_i^l - \theta^l}{\tau}\right) \quad (2)$$

where  $\sigma(x)$  is the sigmoid function and  $\tau$  is the temperature hyperparameter.

During inference we only keep the tokens in the  $l$ -th block where  $M(\mathbf{s}_i^l, \theta^l) = 1$ . However, during training, we can not simply drop tokens as that does not allow the model to backpropagate the influence of the threshold on the model performance. We, therefore, create a mask indicating which tokens are kept and which ones are pruned. Every threshold masking module only updates the entries of the mask for the tokens that have not yet been removed prior to that layer, as tokens that are pruned in an earlier layer have to remain pruned. We construct the pruning mask  $\mathbf{m}^l \in [0, 1]^n$  as follows:

$$\mathbf{m}_i^l = \begin{cases} M(\mathbf{s}_i^l, \theta^l), & \text{if } \mathbf{m}_i^{l-1} = 1 \\ \mathbf{m}_i^{l-1}, & \text{otherwise} \end{cases} \quad (3)$$

The learned token pruning implementation in (Kim et al., 2022), multiplies its mask with the tokens in order to create zero valued tokens. However these tokens do not remain zero due to bias terms in MLP layers, furthermore adding zero valued tokens changes attention calculations compared to removing those tokens. Instead, our approach makes

<sup>1</sup>We omit the [CLS] class token for simplicity, during pruning and/or merging we always keep the [CLS] token.

changes to the only place where tokens influence each other: the attention mechanism.<sup>2</sup>

Recall the original formula for attention (Vaswani et al., 2017):

$$\text{Attention}(\mathbf{Q}, \mathbf{K}, \mathbf{V}) = \text{softmax}\left(\frac{\mathbf{Q}\mathbf{K}^T}{\sqrt{d_k}}\right)\mathbf{V} \quad (4)$$

In order to avoid that the masked tokens influence the attention mechanism, we propose a modified function:

$$\text{Attention\_with\_mask}(\mathbf{Q}, \mathbf{K}, \mathbf{V}, \mathbf{m}) = \mathbf{S}\mathbf{V} \quad (5)$$

where,

$$\mathbf{S}_{ij} = \frac{\exp(\mathbf{A}_{ij})\mathbf{m}_j}{\sum_{k=1}^N \exp(\mathbf{A}_{ik})\mathbf{m}_k}, 1 \leq i, j, k \leq n \quad (6)$$

and,

$$\mathbf{A} = \mathbf{Q}\mathbf{K}^T / \sqrt{d_k} \in \mathbb{R}^{n \times n} \quad (7)$$

Equation (6) computes a masked softmax, which is equivalent to a softmax calculated with the pruned tokens removed. `Attention_with_mask` is conceptually similar to the masked attention as found in the transformer decoder of language models. However, where the masking in transformer decoders is done by setting masked tokens to  $-\infty$ , our approach requires the influence of the straight-through estimator mask to propagate to the thresholds during backpropagation.

#### 3.3.2. LEARNED THRESHOLDS MERGING

Token merging is originally a top- $k$  approach, meaning that it merges based on a fixed rate and has no learnable parameters. We modify ToMe to use thresholds instead of top- $k$  by applying the same techniques as introduced in Section 3.3.1; this is by adding our learned threshold masking module, in which similarity scores above these thresholds are selected for merging, and by changing the attention function to Equation (5).

#### 3.3.3. LEARNED THRESHOLDS MERGING AND PRUNING

With learnable thresholds, it is trivial to combine merging and pruning, as we can simply add a learned threshold masking module that learns thresholds for importance scores and another module that learns thresholds for similarity scores.

<sup>2</sup>Technically, tokens also influence each other during layer normalization, however as pruning is done on pretrained models, we simply use the global statistics from pretraining during normalization.

### 3.4. Training Strategy

#### 3.4.1. TRAINING OBJECTIVE

To effectively reduce the number of tokens in the transformer blocks, it is necessary to include a regularization loss term in the training process. Without this loss, the model has no incentive to prune any tokens and the pruning thresholds will simply be set to 0 as the most accurate model uses all inputs. We propose a budget-aware training loss which introduces a reduction target  $r_{\text{target}}$  for the FLOPs of the vision transformer.

Let us denote  $\phi_{\text{module}}(n, d)$  as a function that calculates the FLOPs of a module based on the number of tokens  $n$  and the embedding dimension  $d$ . The actual FLOPs reduction factor  $r_{\text{FLOPs}}$  of a ViT can then be computed as:

$$r_{\text{FLOPs}} = \frac{\phi_{\text{PE}}(n, d)}{\phi_{\text{ViT}}(n, d)} + \sum_{l=1}^L \frac{\phi_{\text{BLK}}(n, d)}{\phi_{\text{ViT}}(n, d)} \left( \frac{\phi_{\text{MSA}}(\bar{\mathbf{m}}^{l-1}n, d)}{\phi_{\text{BLK}}(n, d)} + \frac{\phi_{\text{MLP}}(\bar{\mathbf{m}}^l n, d)}{\phi_{\text{BLK}}(n, d)} \right) + \frac{\phi_{\text{HEAD}}(\bar{\mathbf{m}}^l n, d)}{\phi_{\text{ViT}}(n, d)} \quad (8)$$

where  $\bar{\mathbf{m}}^l = \frac{1}{n} \sum_{i=1}^n \mathbf{m}_i^l$  is the percentage of input tokens that are kept after the  $l$ -th threshold masking operation and  $\bar{\mathbf{m}}^0 = 1$ . PE, BLK and HEAD denote the different components of a vision transformer: the patch embedding module, the transformer blocks and the classification head.

As the vast majority of the FLOPs in a vision transformer occurs in the transformer blocks ( $\approx 99\%$  in ViT-S), we ignore the FLOPs in the patch embedding and classification head:  $\frac{\phi_{\text{PE}}(n, d)}{\phi_{\text{ViT}}(n, d)} = \frac{\phi_{\text{HEAD}}(n, d)}{\phi_{\text{ViT}}(n, d)} \approx 0$ . That means that we can simplify

$$\frac{\phi_{\text{BLK}}(n, d)}{\phi_{\text{ViT}}(n, d)} \approx \frac{1}{L}, \quad (9)$$

where  $L$  is the number of transformer blocks.

The FLOPs of a transformer block and its two components, the MSA and MLP can be computed as:

$$\phi_{\text{MSA}}(n, d) = 4nd^2 + 2n^2d \quad (10)$$

$$\phi_{\text{MLP}}(n, d) = 8nd^2 \quad (11)$$

$$\phi_{\text{BLK}}(n, d) = \phi_{\text{MSA}}(n, d) + \phi_{\text{MLP}}(n, d) = 12nd^2 + 2n^2d \quad (12)$$

Substituting Equations (10) to (12) into Equation (8) gives:

$$r_{\text{FLOPs}} \approx \sum_{l=1}^L \frac{1}{L} \left( \frac{2\bar{\mathbf{m}}^{l-1}nd^2 + (\bar{\mathbf{m}}^{l-1}n)^2d + 4\bar{\mathbf{m}}^ln^2d}{6nd^2 + n^2d} \right) \quad (13)$$

Given this FLOPs reduction factor  $r_{\text{FLOPs}}$  as a function of the threshold masks, we define our regularization loss as the

squared error between the reduction target and the actual FLOPs reduction factor:

$$\mathcal{L}_{\text{reg}} = (r_{\text{target}} - r_{\text{FLOPs}})^2 \quad (14)$$

This regularization loss is then combined with the classification loss, for which we adopt the standard cross entropy loss.

$$\mathcal{L} = \mathcal{L}_{\text{CE}} + \lambda \mathcal{L}_{\text{reg}} \quad (15)$$

The overall training objective is to learn thresholds that optimize the model while reducing the model complexity to a certain reduction target. The combination of learned thresholds and our budget-aware loss enables the model to optimally distribute merging and pruning across layers.

#### 3.4.2. TRAINING SCHEDULE

LTMP only adds two learnable parameters per transformer block (one for pruning and one for merging). As is common in pruning it is applied to pretrained models. We therefore only update the thresholds during training and keep all other trainable parameters fixed, allowing LTMP to converge within a single epoch.

## 4. Experiments

We demonstrate our approach through experiments on the ImageNet-1k classification task (Deng et al., 2009) using various ViT variants (Steiner et al., 2022; Touvron et al., 2021). All pretrained models are taken from the timm PyTorch library (Wightman, 2022).

All our experiments are trained for 1 epoch, using SGD without momentum and a batch size of 128. The remaining training settings such as augmentations are set to the default values of timm. The hyperparameters that are introduced in LTMP are set to  $\tau = 0.1$  and  $\lambda = 10$ . As the importance scores and similarity scores have values in different ranges we use separate learning rates for the thresholds in the pruning modules and the merging modules:  $5 \cdot 10^{-6}$  for the pruning thresholds and  $5 \cdot 10^{-3}$  for the merging thresholds.

### 4.1. Results

As most other pruning approaches require extensive fine-tuning, the most commonly used baseline vision transformer in other works is the data-efficient vision transformer DeiT (Touvron et al., 2021), for this reason we also report on DeiT models. In Appendix B, we additionally included results on the standard ViT models. In Figure 4, we show our approach applied to DeiT-Tiny, -Small and -Base. For each model we vary  $r_{\text{target}}$  such that we obtain a set of reduced models, each with a different model size. Detailed accuracy and FLOPs values can be found in Appendix A.

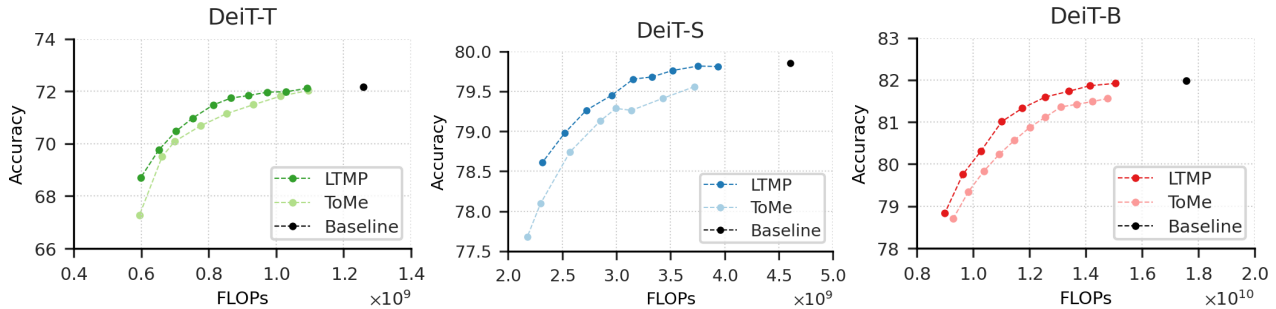


Figure 4. Accuracy/FLOPs trade-offs for LTMP variants of DeiT-Tiny, -Small and -Base. FLOPs are plotted in logarithmic scale. ToMe accuracy/FLOPs trade-offs shown as comparison.

## 4.2. Synergy between merging and pruning

In order to analyze the synergy between token merging and token pruning, we have examined the distribution of merged and pruned tokens across each layer of the vision transformer. The results, shown in Figure 5 for DeiT-S, reveal that token merging is the dominant reduction operation in the early layers of the transformer, while token pruning is more prevalent in the final layers. This aligns with the findings of (Bolya et al., 2023) that merging is more effective than pruning, as it can summarize information. However, once all similar tokens are merged, it is more beneficial to prune the least informative tokens rather than merging tokens that are not as similar. In other words, the first layers are mainly used to combine similar patches and once this is mostly done, token pruning removes the unimportant parts of the input.

## 4.3. Comparison to other work

In Table 2, we compare the reported top-1 accuracy, FLOPs<sup>3</sup>, and fine-tune epochs of other pruning approaches to our work. The other approaches we compare with are SPViT (Kong et al., 2022), DynamicViT (Rao et al., 2021), EViT (Liang et al., 2022), EvoViT (Xu et al., 2022) and ToMe (Bolya et al., 2023). Most works report on a pruned model with around 3.0 GFLOPs, which for DeiT-S corresponds to  $r_{target} \approx 0.65$  in our approach. Only SPViT reports on a different model size, which is why it is compared separately. The results show that LTMP reaches state-of-the-art accuracy at a fraction of the fine-tuning epochs required by other learnable methods. The accuracy of LTMP matches or exceeds the accuracy of other token pruning approaches which require a minimum of 30 fine-tune epochs. Only EViT is able to reach a higher accuracy than LTMP, but only when drastically increasing the fine-tune epochs to 100, which is two orders of magnitude more than our approach. Because ToMe requires no fine-tuned checkpoints

<sup>3</sup>We follow the convention of reporting FLOPs as multiply-adds.

for comparisons, we are able to compare LTMP to ToMe more extensively over a wide range of model sizes. Figure 4 shows the accuracy/FLOPs trade-offs for LTMP and ToMe. Our experiments show that LTMP consistently outperforms ToMe across model sizes.

Table 2. Comparison to other token reduction approaches on DeiT-S. Our method reaches state-of-the-art accuracy with significant fewer fine-tune epochs than other learnable approaches.

Method	FLOPs	Accuracy	fine-tune epochs
DeiT-S (Baseline)	4.6G	79.8	-
SPViT	3.8G	79.8	75
<b>LTMP (Ours)</b>	3.8G	79.8	1
DynamicViT	2.9G	79.3	30
EViT	3.0G	79.5	30
EViT	3.0G	79.8	100
Evo-ViT	3.0G	79.4	300
ToMe	3.0G	79.3	0
<b>LTMP (Ours)</b>	3.0G	79.6	1

## 4.4. Design Choices

### 4.4.1. IMPORTANCE SCORE

A key component of pruning approaches is the *importance score* used to determine which tokens to remove. The two most common choices for the importance score are:

$$\text{class attention score } s_i = \sum_{j=1}^h \mathbf{S}_{j0i} \quad (16)$$

where  $S \in \mathbb{R}^{h \times n \times n}$  is the multi-headed extension of the attention softmax matrix (see Equation (6)) where values at index 0 correspond to the [CLS] token, and

$$\text{mean column attention score } s_i = \frac{1}{h \cdot n} \sum_{j=1}^h \sum_{k=1}^n \mathbf{S}_{jki} \quad (17)$$

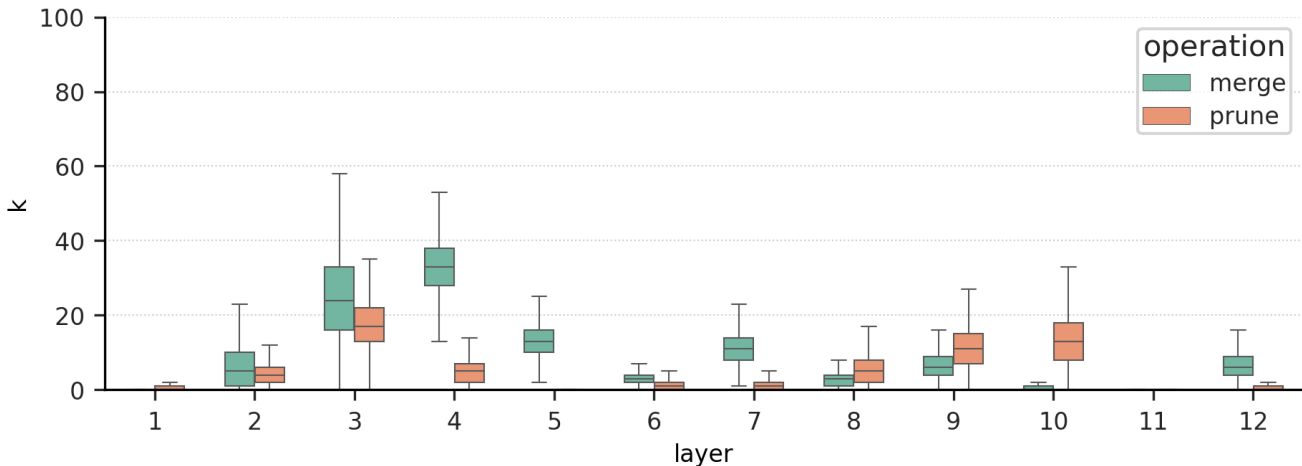


Figure 5. Distribution of the number of tokens ( $k$ ) removed by the merging and pruning parts in each layer of LTMP DeiT-S  $r_{FLOPs} \approx 0.5$ .

which can be interpreted as the normalized amount that all tokens  $\mathbf{x}_k$  attend to token  $\mathbf{x}_i$  (Kim et al., 2022).

The results in Table 3 are obtained from DeiT-S LTP models and show that the mean column attention score performs slightly better than the class attention score, but not by a significant margin. For the remainder of this work, we use the mean column attention score (Equation (17)) as the importance score.

#### 4.4.2. MERGING AND PRUNING ORDER

As shown earlier in Table 1, the correlation between the pruning importance score and the merging similarity score is low but not zero. This means that for small reduction target values  $r$ , the same token might hit the thresholds for both merging and pruning. In Table 3, we compare pruning followed by merging (LTPM) with merging followed by pruning (LTMP). The results confirm that the order has no noticeable influence when the reduction rate is small, but once more tokens need to be removed LTMP is superior to LTPM. This is not surprising as merging has been shown to be more accurate than pruning (Bolya et al., 2023) and that in token merging and pruning, more tokens get merged than pruned (see Figure 5).

Table 3. Ablation of the design choices regarding the pruning importance score and the order in which to apply merging and pruning. All experiments are performed on DeiT-S variants.

FLOPs	2.3G	2.7G	3.1G
<b>Accuracy</b>			
class attention	76.26	78.15	79.17
column mean attention	76.51	78.22	79.16
LTPM	78.36	79.16	79.54
LTMP	78.61	79.26	79.65

## 4.5. Ablation

Our approach has two important components: the learned thresholds and the combination of merging and pruning. In Table 4, we ablate the main components of our approach on DeiT-S for two different model sizes. We compare top- $k$  pruning and merging, where  $k$  tokens are pruned in each transformer block, to learned thresholds variants. For merging, the top- $k$  approach is equal to what is used in ToMe (Bolya et al., 2023). Additionally, we compare merging and pruning individually with the combined approach.

The results show that learned thresholds improve the accuracy of pruning significantly, while for merging the improvements are only marginal. This difference in accuracy between learned thresholds and top- $k$  can be explained by examining the distribution of removed tokens as shown in Figure 6. In this box plot, we compare the distribution of the number of removed tokens with LTM and LTP with uniform top- $k$  pruning (i.e. the dashed line in the figure). As can be seen in the figure, the distribution of removed tokens with LTM is close to the uniform top- $k$  distribution, which results in many of the same tokens being merged, while for LTP the distribution is notably dissimilar.

We also observe that naively combining merging and pruning by applying both techniques with an equal fixed rate is worse than only token merging.

This ablation shows that both components are essential in LTMP. Combining merging and pruning outperforms the individual techniques but only when using the learned thresholds to balance the merging and pruning.

## 4.6. Inference speed

Throughout this paper, we have reported FLOPs as complexity metric. While FLOPs are often regarded as a poor proxy for latency, it has also been shown that latency im-

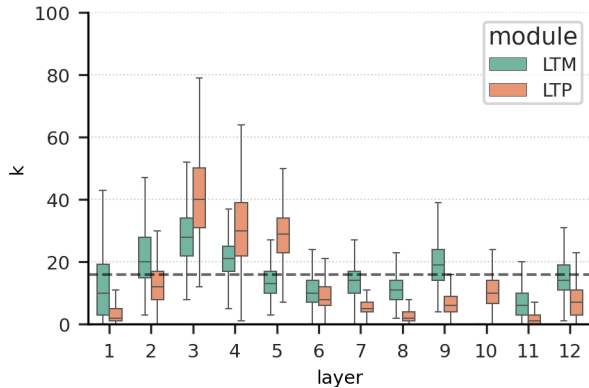


Figure 6. Distribution of the number of tokens ( $k$ ) removed in LTP and LTM variants of DeiT-S  $r_{FLOPs} \approx 0.5$ .

Table 4. Ablation of the two main components of LTMP on DeiT-S: learned thresholds and combining merging with pruning.

Method	Setting	FLOPs	Accuracy
pruning			
Top- $k$	$k = 16$	2.3G	74.82
LTP	$r_{FLOPs} = 0.5$	2.3G	76.51
Top- $k$	$k = 11$	3.0G	77.88
LTP	$r_{FLOPs} = 0.65$	3.0G	79.17
Merging			
Top- $k$ (ToMe)	$k = 16$	2.3G	78.09
LTM	$r_{FLOPs} = 0.5$	2.3G	78.16
Top- $k$ (ToMe)	$k = 11$	3.0G	79.28
LTM	$r_{FLOPs} = 0.65$	3.0G	79.45
Merging & pruning			
Top- $k$	$k = 8 + 8$	2.3G	77.60
LTMP	$r_{FLOPs} = 0.5$	2.3G	78.61
Top- $k$	$k = 6 + 6$	3.1G	78.98
LTMP	$r_{FLOPs} = 0.65$	3.0G	79.60

provements on one type of hardware often do not translate to similar improvements on other hardware, especially in mobile and embedded devices (Bonnaerens et al., 2022). As our complexity improvements come from reducing the input tokens and both our masking modules and pruning and merging implementations are parallelized, we believe FLOPs to be the best available metric to report complexity improvements.

Nevertheless, to demonstrate our approach, we have benchmarked it on a mobile device using PyTorch’s `optimize_for_mobile` function and `speed_benchmark` Android binary. Table 5 shows the latency of the baseline DeiT-S and our LTMP (with  $r_{FLOPs} \approx 0.5$ ) reduced variant. The benchmark is conducted on a Google Pixel 7 and averaged over 200 runs (with 50 warm-up runs prior). The

results show that the latency improvements, which achieve a reduction of 49.52%, are nearly identical to the theoretical FLOPs improvements, which have a reduction of 50.12%.

LTMP is also faster than ToMe while not only merging but also pruning. This likely comes from the `argsort` operator that is used in top- $k$  approaches such as ToMe and which is not well supported in many frameworks (Prillo & Eisen-schlos, 2020). Unfortunately, despite Evit, Evo-Vit and DynamicVit having an open-source PyTorch implementation, they use operations that are not supported by TorchScript which is required for the mobile `speed_benchmark` tool.

Table 5. Latency benchmark on a Google Pixel 7.

Method	FLOPs	Latency	Accuracy
DeiT-S (Baseline)	4.6G	212 ms	79.8
<b>LTMP (Ours)</b>	2.3G	107 ms	78.6
ToMe	2.3G	118 ms	76.9

#### 4.7. Limitations

Our learned thresholds approach requires a batch size of 1 during inference as each image is reduced differently. This is not a limitation for most resource-constrained applications which typically operate inference with a batch size of 1. Our method could be extended to accommodate larger batch sizes by incorporating masking or converting thresholds to the average number of tokens removed per operation and layer, and applying these values in a top- $k$  adaptation.

#### 4.8. Visualizations

In Figure 7, we illustrate the merging and pruning of the tokens as they are processed through the vision transformer. It can be observed how similar parts of the image get merged and how unimportant parts of the image are pruned.

### 5. Conclusion

In this work, we introduced Learned Thresholds token Merging and Pruning (LTMP) for vision transformers. LTMP makes it possible to reduce the computational cost of a vision transformer to any reduction target value with minimal loss in accuracy. LTMP adaptively reduces the number of input tokens processed by merging similar tokens and pruning the unimportant ones. Our implementation uses learned thresholds which enable different merging and pruning rates between different images and allows the model to learn the optimal trade-off between merging and pruning across layers. As LTMP only introduces two learnable parameters per transformer block, our method is able to converge within a single epoch, which is an order of magnitude quicker than other learnable approaches.






Figure 7. More visualization of the merging and pruning as applied to image patches. In every layer the most similar tokens are merged and any unimportant tokens are pruned. The visualizations show the remaining tokens after every layer in DeiT-S.

## Acknowledgments

This research received funding through the Research Foundation Flanders (FWO-Vlaanderen) under grant 1S47820N.

## References

- Bengio, Y., Léonard, N., and Courville, A. Estimating or propagating gradients through stochastic neurons for conditional computation. *arXiv preprint arXiv:1308.3432*, 2013.
- Bolya, D., Fu, C.-Y., Dai, X., Zhang, P., Feichtenhofer, C., and Hoffman, J. Token merging: Your vit but faster. In *International Conference on Learning Representations*, 2023.
- Bonnaerens, M., Freiberger, M., Verhelst, M., and Dambre, J. Hardware-aware mobile building block evaluation for computer vision. *Applied Sciences*, 12(24), 2022. ISSN 2076-3417. doi: 10.3390/app122412615.
- Chen, C.-F. R., Fan, Q., and Panda, R. Crossvit: Cross-attention multi-scale vision transformer for image classification. In *Proceedings of the IEEE/CVF international conference on computer vision*, pp. 357–366, 2021.
- Deng, J., Dong, W., Socher, R., Li, L.-J., Li, K., and Fei-Fei, L. ImageNet: A Large-Scale Hierarchical Image Database. In *CVPR09*, 2009.
- Dosovitskiy, A., Beyer, L., Kolesnikov, A., Weissenborn, D., Zhai, X., Unterthiner, T., Dehghani, M., Minderer, M., Heigold, G., Gelly, S., Uszkoreit, J., and Houshy, N. An image is worth 16x16 words: Transformers for image recognition at scale. In *International Conference on Learning Representations*, 2021.
- Gordon, M., Duh, K., and Andrews, N. Compressing bert: Studying the effects of weight pruning on transfer learning. In *Proceedings of the 5th Workshop on Representation Learning for NLP*, pp. 143–155, 2020.
- Goyal, S., Choudhury, A. R., Raje, S., Chakravarthy, V., Sabharwal, Y., and Verma, A. Power-bert: Accelerating bert inference via progressive word-vector elimination. In *ICML*, 2020.
- Kendall, M. G. A new measure of rank correlation. *Biometrika*, 30(1/2):81–93, 1938.
- Kim, S., Shen, S., Thorsley, D., Gholami, A., Kwon, W., Hassoun, J., and Keutzer, K. Learned token pruning for transformers. In *Proceedings of the 28th ACM SIGKDD Conference on Knowledge Discovery and Data Mining, KDD '22*, pp. 784–794. Association for Computing Machinery, 2022.
- Kitaev, N., Kaiser, L., and Levskaya, A. Reformer: The efficient transformer. In *International Conference on Learning Representations*, 2019.
- Kong, Z., Dong, P., Ma, X., Meng, X., Niu, W., Sun, M., Ren, B., Qin, M., Tang, H., and Wang, Y. Spvit: Enabling faster vision transformers via soft token pruning. In *Computer Vision – ECCV 2022*. Springer Nature Switzerland, 2022.
- Li, Y., Zhang, K., Cao, J., Timofte, R., and Gool, L. V. Localvit: Bringing locality to vision transformers. *CoRR*, abs/2104.05707, 2021.
- Liang, Y., GE, C., Tong, Z., Song, Y., Wang, J., and Xie, P. EVit: Expediting vision transformers via token reorganizations. In *International Conference on Learning Representations*, 2022.
- Liu, X., Wu, T., and Guo, G. Adaptive sparse vit: Towards learnable adaptive token pruning by fully exploiting self-attention. *arXiv preprint arXiv:2209.13802*, 2022.
- Liu, Z., Lin, Y., Cao, Y., Hu, H., Wei, Y., Zhang, Z., Lin, S., and Guo, B. Swin transformer: Hierarchical vision transformer using shifted windows. In *Proceedings of the IEEE/CVF International Conference on Computer Vision*, pp. 10012–10022, 2021a.

- Liu, Z., Wang, Y., Han, K., Zhang, W., Ma, S., and Gao, W. Post-training quantization for vision transformer. *Advances in Neural Information Processing Systems*, 34: 28092–28103, 2021b.
- Prillo, S. and Eisenschlos, J. Softsort: A continuous relaxation for the argsort operator. In *International Conference on Machine Learning*, pp. 7793–7802. PMLR, 2020.
- Rao, Y., Zhao, W., Liu, B., Lu, J., Zhou, J., and Hsieh, C.-J. Dynamicvit: Efficient vision transformers with dynamic token sparsification. *NeurIPS*, 2021.
- Steiner, A. P., Kolesnikov, A., Zhai, X., Wightman, R., Uszkoreit, J., and Beyer, L. How to train your vit? data, augmentation, and regularization in vision transformers. *Transactions on Machine Learning Research*, 2022.
- Touvron, H., Cord, M., Douze, M., Massa, F., Sablayrolles, A., and Jegou, H. Training data-efficient image transformers & distillation through attention. In *International Conference on Machine Learning*, volume 139, pp. 10347–10357, July 2021.
- Vaswani, A., Shazeer, N., Parmar, N., Uszkoreit, J., Jones, L., Gomez, A. N., Kaiser, Ł., and Polosukhin, I. Attention is all you need. *Advances in neural information processing systems*, 30, 2017.
- Voita, E., Talbot, D., Moiseev, F., Sennrich, R., and Titov, I. Analyzing multi-head self-attention: Specialized heads do the heavy lifting, the rest can be pruned. In *Proceedings of the 57th Annual Meeting of the Association for Computational Linguistics*, pp. 5797–5808, 2019.
- Wang, X., Zhang, L. L., Wang, Y., and Yang, M. Towards efficient vision transformer inference: a first study of transformers on mobile devices. In *Proceedings of the 23rd Annual International Workshop on Mobile Computing Systems and Applications*, pp. 1–7, 2022.
- Wightman, R. timm: Pytorch image models, scripts, pretrained weights, and more. <https://github.com/rwightman/pytorch-image-models>, 2022.
- Wu, K., Zhang, J., Peng, H., Liu, M., Xiao, B., Fu, J., and Yuan, L. Tinyvit: Fast pretraining distillation for small vision transformers. In *European Conference on Computer Vision*, pp. 68–85. Springer, 2022.
- Xu, Y., Zhang, Z., Zhang, M., Sheng, K., Li, K., Dong, W., Zhang, L., Xu, C., and Sun, X. Evo-vit: Slow-fast token evolution for dynamic vision transformer. In *Proceedings of the AAAI Conference on Artificial Intelligence*, volume 36, pp. 2964–2972, 2022.
- Yin, H., Vahdat, A., Alvarez, J., Mallya, A., Kautz, J., and Molchanov, P. Adavit: Adaptive tokens for efficient vision transformer. *arXiv preprint arXiv:2112.07658*, 2021.

### A. DeiT results

Table 6 lists the detailed results for the DeiT models as plotted in Figure 4 in the main paper. We included  $r_{\text{target}}$ , such that our results can be reproduced. All variants are trained using the hyperparameters in the main text.

*Table 6. Detailed results for DeiT models.*

Model	$r_{\text{target}}$	FLOPs	Accuracy	Model	$r_{\text{target}}$	FLOPs	Accuracy	Model	$r_{\text{target}}$	FLOPs	Accuracy
DeiT-T (Baseline)		1.258G	72.16	DeiT-S (Baseline)		4.608G	79.85	DeiT-B (Baseline)		17.583G	81.99
DeiT-T	0.85	1.091G	72.11	DeiT-S	0.85	3.940G	79.82	DeiT-B	0.85	15.007G	81.93
DeiT-T	0.80	1.029G	71.98	DeiT-S	0.80	3.753G	79.82	DeiT-B	0.80	14.152G	81.87
DeiT-T	0.75	0.974G	71.97	DeiT-S	0.75	3.518G	79.76	DeiT-B	0.75	13.403G	81.73
DeiT-T	0.70	0.918G	71.83	DeiT-S	0.70	3.326G	79.68	DeiT-B	0.70	12.571G	81.60
DeiT-T	0.65	0.866G	71.74	DeiT-S	0.65	3.155G	79.65	DeiT-B	0.65	11.754G	81.33
DeiT-T	0.60	0.813G	71.47	DeiT-S	0.60	2.955G	79.45	DeiT-B	0.60	11.022G	81.01
DeiT-T	0.55	0.752G	70.97	DeiT-S	0.55	2.722G	79.26	DeiT-B	0.55	10.276G	80.31
DeiT-T	0.50	0.703G	70.48	DeiT-S	0.50	2.523G	78.98	DeiT-B	0.50	9.608G	79.37
DeiT-T	0.45	0.652G	69.76	DeiT-S	0.45	2.314G	78.61	DeiT-B	0.45	9.003G	78.84

### B. ViT results

The main paper reports on DeiT models as they are most commonly used in related pruning works. However the standard pretrained ViT models as found in the timm library (Wightman, 2022; Steiner et al., 2022), are more accurate than the DeiT models while having the same number of FLOPs. While DeiT models are often chosen because of their more efficient training, LTMP requires only a single training epoch making the more accurate ViT models the preferred vision transformer to prune. We therefore also include results on ViT models here. Figure 8 shows the Accuracy/FLOPs trade-off curve for LTMP reduced ViT models. We also included the DeiT models as comparison. It can be observed that ViT is indeed often the better choice, except for the heavily reduced variants of the ‘small’ sized models, where the performance of ViT degrades faster than DeiT. More detailed listings of the results can be found in Table 7.

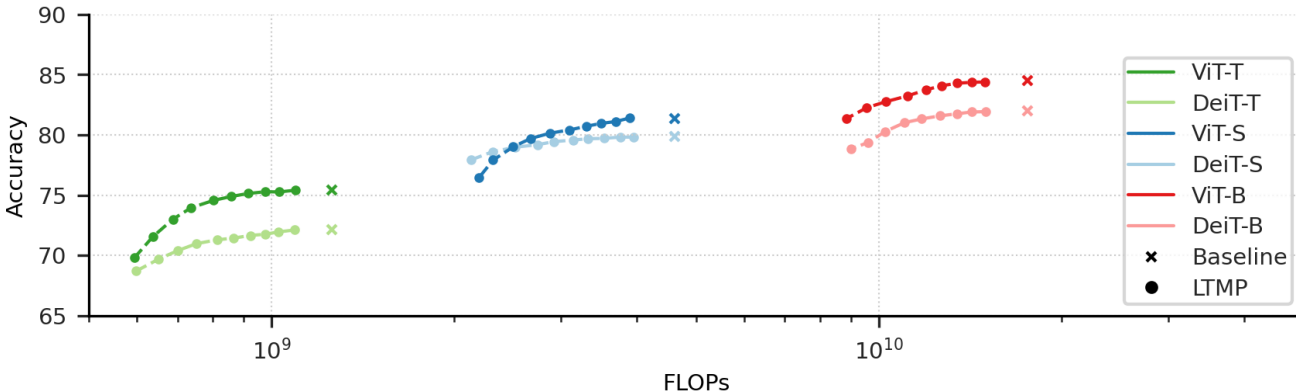


Figure 8. Accuracy/FLOPs trade-offs for LTMP variants of ViT-Tiny, -Small and -Base. DeiT variants are also plotted as comparison. FLOPs are plotted in logarithmic scale.

Table 7. Detailed results for ViT models.

<b>Model</b>	$r_{\text{target}}$	<b>FLOPs</b>	<b>Accuracy</b>	<b>Model</b>	$r_{\text{target}}$	<b>FLOPs</b>	<b>Accuracy</b>	<b>Model</b>	$r_{\text{target}}$	<b>FLOPs</b>	<b>Accuracy</b>
ViT-T (Baseline)		1.258G	75.45	ViT-S (Baseline)		4.608G	81.37	ViT-B (Baseline)		17.583G	84.54
ViT-T	0.85	1.094G	75.40	ViT-S	0.85	3.895G	81.41	ViT-B	0.85	15.024	84.45
ViT-T	0.80	1.029G	75.35	ViT-S	0.80	3.689G	81.13	ViT-B	0.80	14.258G	84.41
ViT-T	0.75	0.970G	75.26	ViT-S	0.75	3.495G	81.08	ViT-B	0.75	13.461G	84.29
ViT-T	0.70	0.911G	75.19	ViT-S	0.70	3.309G	80.87	ViT-B	0.70	12.685G	84.07
ViT-T	0.65	0.855G	74.86	ViT-S	0.65	3.134G	80.49	ViT-B	0.65	11.975G	83.75
ViT-T	0.60	0.803G	74.56	ViT-S	0.60	2.915G	80.19	ViT-B	0.60	11.152G	83.23
ViT-T	0.55	0.737G	73.95	ViT-S	0.55	2.692G	79.76	ViT-B	0.55	10.280G	82.76
ViT-T	0.50	0.688G	73.00	ViT-S	0.50	2.501G	79.01	ViT-B	0.50	9.559G	82.26
ViT-T	0.45	0.639G	71.72	ViT-S	0.45	2.321G	77.95	ViT-B	0.45	8.841G	81.34
ViT-T	0.40	0.600G	70.35	ViT-S	0.40	2.248G	76.39	ViT-B	0.40	8.465G	80.31