

# D-Artemis: A Deliberative Cognitive Framework for Mobile GUI Multi-Agents

Anonymous ACL submission

## Abstract

Graphical User Interface (GUI) agents aim to automate a wide spectrum of human tasks by emulating user interaction. Despite rapid advancements, current approaches are hindered by several critical challenges: data bottleneck in end-to-end training, high cost of delayed error detection, and risk of contradictory guidance. Inspired by the human cognitive loop of Thinking, Alignment, and Reflection, we present D-Artemis—a novel deliberative framework in this paper. D-Artemis leverages a fine-grained, app-specific tip retrieval mechanism to inform its decision-making process. It also employs a proactive Pre-execution Alignment stage, where Thought-Action Consistency (TAC) Check module and Action Correction Agent (ACA) work in concert to mitigate the risk of execution failures. A post-execution Status Reflection Agent (SRA) completes the cognitive loop, enabling strategic learning from experience. Crucially, D-Artemis enhances the capabilities of general-purpose Multimodal large language models (MLLMs) for GUI tasks without the need for training on complex trajectory datasets, demonstrating strong generalization. D-Artemis achieves SOTA among open-source general models on AndroidWorld (75.8%) and ScreenSpot-V2 (96.8%). Extensive ablation studies further demonstrate the significant contribution of each proposed component. The code will be released at <https://anonymous.4open.science/r/Artemis-D8D9>.

## 1 Introduction

Graphical User Interfaces (GUIs) Agents (Lai et al., 2025a; Bai et al., 2025; Wu et al., 2025b; Xie et al., 2025a; Liu et al., 2024; Dai et al., 2025) are designed to automate daily and professional tasks on various devices by emulating human-like interaction. Driven by the flexibility and versatility of mobile devices, the field of Mobile GUI agents (Agashe et al., 2025a; Li et al., 2025a; Gu

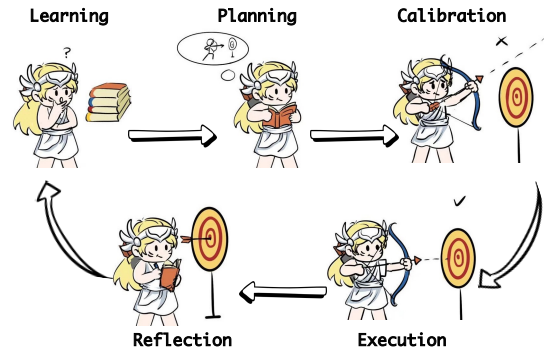


Figure 1: D-Artemis framework emulates the human cognitive loop of learning, planning, calibration, and reflection.

et al., 2025; Ye et al., 2025; Qin et al., 2025) has witnessed rapid advancements in recent years.

Most early GUI agents leverage the accessibility (a11y) trees to identify UI elements (Rawles et al., 2024; Wanyan et al., 2025; Lai et al., 2025b; Xie et al., 2025b). To better emulate human-like perception and enhance agent robustness, recent research pivots towards vision-based agents that perceive the GUI directly from pixels. Current research on vision-based GUI agents largely follows two strategic directions. The first approach involves engineering agentic frameworks to augment the cognitive abilities of agents, for instance by enhancing reasoning with historical context or by improving state awareness through reflective processes (Agashe et al., 2025a,c; Li et al., 2025a). The second approach seeks to directly enhance the end-to-end capabilities of the core model through specialized training paradigms. This often involves techniques such as reinforcement learning (RL) on GUI trajectories to optimize decision-making, or fine-tuning on curated datasets designed to bolster the fundamental skills of the model, like visual grounding or self-verification abilities (Gou et al., 2025; Ye et al., 2025; Qin et al., 2025; Gu et al., 2025).

069 Despite this remarkable progress, significant 121  
070 challenges remain. 1) **Data Bottleneck in End-to-** 122  
071 **End Training.** While end-to-end training methods 123  
072 often rely on the automated generation of mobile 124  
073 GUI trajectory data to bypass the high costs of man- 125  
074 ual labeling, they are fundamentally constrained 126  
075 by the limited scope of their data sources. This 127  
076 constraint compromises the diversity of the result- 128  
077 ing datasets, leading to models with diminished 129  
078 instruction-following abilities and poor compati- 130  
079 bility across GUIs developed with different frame- 131  
080 works. 2) **High Cost of Delayed Error Detec-** 132  
081 **tion.** Most framework methods employ the post- 133  
082 execution reflection strategy (Agashe et al., 2025a; 134  
083 Li et al., 2025a), meaning errors are detected only 135  
084 after a flawed action has already derailed the task 136  
085 trajectory. Furthermore, the feedback from this re- 137  
086 flection is often limited to a conclusive judgment 138  
087 (i.e., success or failure), lacking the diagnostic 139  
088 information necessary for the agent to refine its 140  
089 faulty logic. Consequently, the agent not only in- 141  
090 curs significant overhead for error recovery but is 142  
091 also prone to getting trapped in a vicious cycle of 143  
092 repeated failures. 3) **Risk of Contradictory Guid-** 144  
093 **ance.** A common strategy in agentic frameworks 145  
094 is to provide a generic set of tips guidance or ex- 146  
095 ample trajectories as an external knowledge source 147  
096 to bolster agent performance (Xie et al., 2025b; 148  
097 Agashe et al., 2025b; Lai et al., 2025a). However, 149  
098 in GUI tasks, even similar objectives often require 150  
099 different operational logic across applications. Po- 151  
100 tentially contradictory information can therefore 152  
101 introduce conflicting guidance, paradoxically hin- 153  
102 dering rather than helping the decision-making.

103 Human cognition in complex tasks often fol- 154  
104 lows a deliberative cycle of learning, planning, 155  
105 calibration, and reflection (Figure 1). Inspired 156  
106 by this cognitive model, we introduce the D- 157  
107 Artemis framework, which instantiates this pro- 158  
108 cess for GUI agents through a core workflow of 159  
109 thinking, alignment, and reflection. By emulat- 160  
110 ing this human-like cognitive loop, it achieves sig- 161  
111 nificantly more robust and adaptive autonomous 162  
112 operation. D-Artemis employs a fine-grained, 163  
113 app-specific tip retrieval mechanism to provide 164  
114 highly relevant tips guidance, which avoids the 165  
115 logical conflicts of coarse-grained methods and en- 166  
116 hances the effectiveness of guidance. Crucially, D- 167  
117 Artemis features a proactive Pre-execution Align- 168  
118 ment stage, where lightweight Thought-Action 169  
119 Consistency(TAC) Check module and Action Cor- 170  
120 rection Agent (ACA) cooperate to check and cor-

rect actions before execution, emulating human- 121  
like deliberation to prevent costly trajectory devi- 122  
ations. To complete the cognitive loop, a Status 123  
Reflection Agent (SRA) performs a post-execution 124  
strategic reflection, assessing the effectiveness of 125  
each step and generating insights to inform future 126  
decisions. A key advantage of D-Artemis is that 127  
it enhances the performance of general-purpose 128  
Multimodal large language models (MLLMs) on 129  
GUI tasks without training on complex trajectory 130  
datasets, demonstrating remarkable generalization 131  
capabilities. In summary, our contributions are 132  
four-fold: 133

- We introduce D-Artemis, a new vision-based 134  
agentic framework that integrates proactive pre- 135  
execution alignment, strategic post-execution re- 136  
flection, and a fine-grained, app-specific tip guid- 137  
ance mechanism designed to avoid logical con- 138  
flicts caused by heterogeneous tips across differ- 139  
ent applications. 140
- We design a deliberative loop that combines pre- 141  
execution alignment with post-execution reflec- 142  
tion, empowering the agent to emulate human 143  
process of fine-tuning actions and reflectively 144  
learning from outcomes. 145
- Extensive experiments on the AndroidWorld and 146  
ScreenSpot-V2 benchmarks demonstrate that D- 147  
Artemis achieves state-of-the-art (SOTA) perfor- 148  
mance among open-source general models in 149  
GUI automation and exhibits strong generaliza- 150  
tion capabilities. Moreover, thorough ablation 151  
studies confirm the significant contribution of 152  
each proposed component. 153

## 2 Related Work 154

**GUI Agents.** Early GUI agents relied on struc- 155  
tured data like Accessibility Trees (Rawles et al., 156  
2024; Wanyan et al., 2025; Lai et al., 2025b; Xie 157  
et al., 2025b), but high costs and noise issues have 158  
spurred a shift toward vision-based approaches, 159  
leading to two mainstream architectures (Cheng 160  
et al., 2024). Single-agent models aim to enhance 161  
a core capabilities through several strategies: large- 162  
scale pre-training (Hong et al., 2024; Qin et al., 163  
2025; Guo et al., 2025), innovative data genera- 164  
tion techniques (Wu et al., 2025b; Xu et al., 2025), 165  
and post-hoc refinement mechanisms (Gu et al., 166  
2025; Ye et al., 2025). In contrast, multi-agent 167  
frameworks improve efficiency through modular 168  
cooperation (Wang et al., 2024; Ye et al., 2025; Dai 169  
et al., 2025), but their reliance on inefficient post- 170

execution verification means they cannot prevent flawed actions from causing erroneous state transitions, severely impacting overall performance.

**Post-Training Paradigms for GUI Understanding.** To equip vision-based agents with GUI-specific capabilities, two post-training paradigms are prevalent. Supervised Fine-Tuning (SFT) has produced powerful grounding models (You et al., 2023; Cheng et al., 2024; Lu et al., 2024), increasingly leveraging novel synthetic data generation pipelines to address data acquisition challenges (Gou et al., 2025; Wu et al., 2025b; Xu et al., 2025). More recently, Reinforcement Learning (RL) has gained traction to overcome the limitations of static SFT data. Modern RL approaches mitigate earlier challenges with long-horizon reasoning through techniques such as test-time planning with judge mechanisms (Yang et al., 2025a) and dense reward or preference optimization (Gu et al., 2025; Tang et al., 2025). However, the heavy dependence of both SFT and RL paradigms on large-scale training data underscores the value of our framework, which can significantly boost the performance of general-purpose models on GUI tasks without such data-intensive training.

**Retrieval-Augmented Generation (RAG) for Agents.** To improve reasoning and provide agents with relevant knowledge at inference time, many works employ techniques from RAG (Fan et al., 2024). In the agent domain, this often involves augmenting the input prompt by retrieving task exemplars (Kim et al., 2024), state-aware guidelines (Fu et al., 2024), or past trajectories from a memory module (Kagaya et al., 2024). Our work departs from prior methods by employing a fine-grained, app-specific tip retrieval strategy. This allows us to reduce informational noise and avoid logical contradictions in the guidance, leading to a significant improvement in its effectiveness.

### 3 Method

D-Artemis, illustrated in Figure 2, is a novel framework designed for complex mobile GUI automation tasks. The framework operates on a three-stage lifecycle for each step: action generation, pre-execution alignment, and post-execution reflection. The combination of task-specific tips from the knowledge base and a continuously updated working memory equips the manager agent with two crucial capabilities: task-oriented adaptability and real-time state awareness. The Thought-

Action Consistency Check (TAC) module serves as a pre-execution safeguard. It efficiently classifies whether a thought-action pair is consistent or not, enabling proactive prevention of a significant number of invalid operations. Action Correction Agent (ACA) is triggered to diagnose the action error and apply a tailored correction. This proactive, pre-execution correction serves as a crucial alignment mechanism. It not only enhances the likelihood of a successful execution but, more critically, mitigates the risk of derailing the entire task trajectory, which could be caused by a single flawed action. Post-execution, Status Reflection Agent (SRA) assesses the outcome and generates strategic guidance for the next step. This core learning loop enables the agent to learn from experience and avoid repeating mistakes.

#### 3.1 Action Generation

The manager agent serves as the primary action generator, taking the user-provided task  $T_u$  and the environment observation  $O$  (screenshot only) as input. D-Artemis adopts a fine-grained, app-specific retrieval strategy. For the given task, it begins by querying the knowledge base  $\mathcal{K}$  for a concise set of highly relevant tips, denoted as  $P_{T_u}$ . Recognizing that similar tasks often demand different operational logic in different applications, our knowledge base is designed around app-specific modules of tips. Further details are provided in the Appendix I. The retrieval is therefore targeted to the specific applications within the task  $T_u$ , which avoids the critical issue of conflicting operational logic that arises from coarse-grained retrieval methods. The process is formally defined as:

$$P_{T_u} = \text{RetrieveTips}(\mathcal{K}, \text{App}(T_u))$$

The working memory  $M_t$  is initialized at the onset of task, comprising two key components: step history and last reflection. The step history, denoted  $H_t$ , archives the thought-action pairs from previous steps. We define the record of a single step  $t$  as  $s_t = \langle \tau_t, a_t \rangle$ . To maintain a focus on recent events, it is implemented as a sliding window with a size of five. This augmentation equips the agent with crucial insight into the intent of its past steps, which is pivotal for preventing action loops and for accurately tracking task progression. Furthermore, the latest reflection  $R$  is continuously updated with the output  $r$  generated by the SRA at the end of each step (discussed in Section 3.3).

$$M_t = \langle H_t, R_t \rangle = \langle (s_i)_{i=\max(1,t-5)}^{t-1}, r_{t-1} \rangle$$

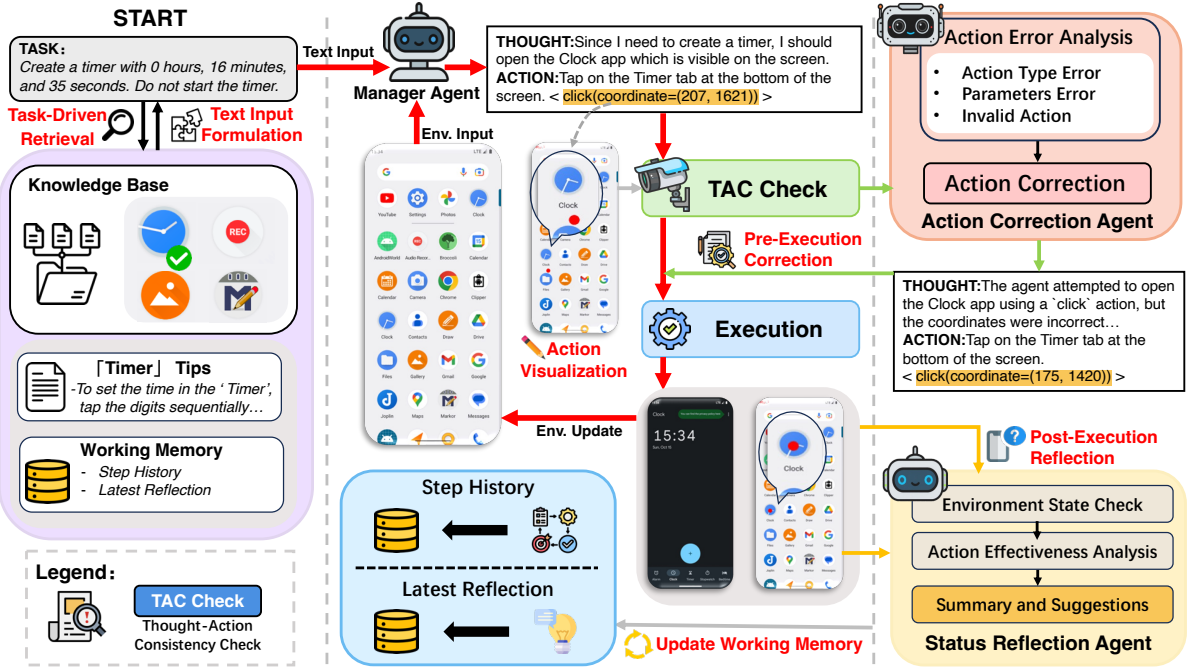


Figure 2: Overview of the D-Artemis framework. (a) The manager agent is guided by two input modalities: textual (task, tips, working memory) and visual (screenshot only). (b) Pre-execution, TAC Check module verifies thought-action consistency. (c) A low consistency score triggers the Action Correction Agent (ACA) to analyze the error type and rectify the action. (d) Post-execution, the Status Reflection Agent (SRA) assesses the action effectiveness and the environmental state to produce guidance for the next step. Upon completion of each step, the working memory is updated.

Ultimately, the behavior of manager agent can be modeled as a policy  $\pi$  that maps all available information to a thought-action pair. This process is formally expressed as:

$$s_t = \langle \tau_t, a_t \rangle = \pi(T_u, O_t, P_{T_u}, M_t)$$

### 3.2 Pre-execution Alignment

The pre-execution alignment mechanism is a cornerstone of the D-Artemis framework, designed to emulate the deliberate, fine-grained control that humans exhibit when interacting with mobile devices. In essence, humans do not operate in a purely reactive loop. After establishing an objective, they perform a crucial step of proactive calibration—adjusting their intended action (e.g., the precise tap location) to ensure it aligns with their goal before execution. This deliberative process stands in stark contrast to a simplistic “act-then-observe” cycle, where actions are executed without such prior validation. The nature of mobile GUI tasks is inherently sequential, with each action potentially altering the environmental state. Consequently, a single misstep can derail the entire trajectory, requiring a costly and extensive sequence of corrective actions to recover. Driven by its two

core components— TAC Check and ACA—the pre-execution alignment mechanism significantly enhances both step-level efficiency and the overall fidelity of the task trajectory by proactively minimizing the likelihood of execution errors.

We identify three primary error types (Action Type Error, Action Parameters Error, and Invalid Action) based on quantitative analysis, which are detailed in Appendix E.

#### 3.2.1 Thought-Action Consistency Check

To prevent the overhead of unnecessary corrections, we train a TAC check module. This lightweight expert model acts as an efficient filter, judging whether the proposed action  $a_t$  aligns with the objective specified by the thought  $\tau_t$ . Its decision is based on two inputs: the thought  $s_t$  and the action visual representation  $V_{a_t}$ , which is generated via action visualization.

$$c_t = \text{TAC}(\tau_t, a_t, V_{a_t}),$$

where  $c_t \in \{0, 1\}$  denotes the output of TAC module. The detailed data construction (including sampling, visualization, and annotation) and training process for this module are provided in Appendix F.1.

### 3.2.2 Action Correction Agent

If the TAC check fails ( $c_t = 0$ ), ACA (denoted as  $f_{AC}$ ) is triggered. It takes the complete thought-action context as input— comprising thought  $\tau_t$ , originally proposed action  $a_t$ , and its visualization  $V_{a_t}$ — to perform analysis. Its primary function is to first determine the category of error by matching the action against the predefined types and then apply a tailored rectification strategy.

The rectification process outputs a revised thought-action pair,  $\langle \hat{\tau}_t, \hat{a}_t \rangle$ . Notably, the visual input  $V_{a_t}$  is indispensable here, as the spatial and semantic context it provides is instrumental in resolving the most prevalent Action Parameters Error.

$$s_t = \langle \hat{\tau}_t, \hat{a}_t \rangle = \begin{cases} f_{AC}(\tau_t, a_t, V_{a_t}), & \text{if } c_t = 0 \\ \langle \tau_t, a_t \rangle, & \text{if } c_t = 1 \end{cases}$$

### 3.3 Post-execution Reflection

The SRA is the core component responsible for the post-execution reflection process. Pre-execution alignment ensures thought-action consistency but cannot assess thought soundness. Higher-level reflection is thus crucial for overall task context. To perform this reflection, the SRA (denoted as  $f_{SR}$ ) takes the overall task  $T_u$ , the executed thought-action pair  $s_t$ , and the environmental state transition ( $O_t \rightarrow O_{t+1}$ ) as input. Its first function is to judge the step effectiveness by verifying if the outcome aligns with the objective of  $\tau_t$ . If the step is judged as a failure, the agent performs a deeper analysis: it summarizes the current situation and generates strategic guidance to avoid repeating the mistake. This entire output, denoted  $r_t$ , subsequently updates the last reflection within the working memory  $M_{t+1}$ , thereby informing the subsequent decision-making process:

$$r_t = f_{SR}(T_u, s_t, O_t, O_{t+1}).$$

## 4 Experiments

### 4.1 Experimental Settings

We evaluate the performance of D-Artemis on two key capabilities, dynamic task execution and GUI element grounding, using the widely-used **AndroidWorld** and **ScreenSpot-V2** benchmarks, respectively. The specific implementation details are as follows.

**AndroidWorld.** For dynamic task execution, we evaluate D-Artemis on AndroidWorld (Rawles et al., 2025), an online mobile agent benchmark

that runs in a live Android emulator. It contains 116 core tasks across 20 applications. Through parameter randomization, these tasks yield millions of unique variants, testing a model’s adaptability to diverse instructions and dynamic UI states.

**ScreenSpot-V2.** We evaluate the GUI element grounding performance of D-Artemis on ScreenSpot-V2 (Wu et al., 2025b). This is a general-purpose, cross-platform benchmark that measures a model’s ability to localize UI elements in common scenarios. For our evaluation, we specifically utilize the mobile data subset of this benchmark. The dataset comprises 1,272 single-step instructions with corresponding bounding boxes for target elements, which include text-based elements, icons (e.g., the trash can icon), and widgets (e.g., to-do lists).

**Settings & Baselines.** We employ the open-source multimodal language model Qwen2.5-VL-72B-Instruct (Bai et al., 2025) and GUI-Owl-32B (Ye et al., 2025) as the base models, with the decoding temperature fixed at 0 to ensure deterministic outputs. All experiments were conducted on a server equipped with four  $8 \times$  NVIDIA A100 80G GPUs. Detailed prompt templates are provided in the Appendix J. To demonstrate the effectiveness of our approach, we benchmark D-Artemis against a comprehensive suite of state-of-the-art (SOTA) methods. Further details on the experimental setup and the baselines can be found in Appendix C.

### 4.2 Main Results

**AndroidWorld.** Table 1 presents the performance comparison between D-Artemis and baseline models. Our framework sets a new state-of-the-art (SOTA) with a 75.8% success rate, a 2.5% absolute improvement over the GUI-specific Mobile-Agent-v3. These results clearly demonstrate the superior performance of D-Artemis on mobile GUI automation tasks. Furthermore, within the cohort of methods also employing Qwen2.5-VL-72B-Instruct, D-Artemis also establishes the state-of-the-art at 68.1%, surpassing the strong UI-Venus baseline by 2.2%. This confirms that our novel deliberative cognitive framework can significantly boost the capabilities of general-purpose models for GUI tasks, independent of advantages from model scale or data.

**ScreenSpot-V2.** As detailed in Table 2, D-Artemis demonstrates exceptional performance on the ScreenSpot-V2 benchmark. It achieves a 96.8% average success rate, surpassing the pre-

Table 1: Success Rate (%) on the AndroidWorld benchmark. The best score is highlighted in bold. The asterisk “†” indicates models trained on the GUI trajectory dataset.

Category	Method	Model	SR↑
Closed-source Models	Gemini (Team et al., 2024)	Gemini-1.5-Pro	22.8
	Claude (Anthropic, 2024)	Claude Computer-Use	27.9
	GPT-4o (Achiam et al., 2023)	GPT-4o	34.5
	Aguvis (Xu et al., 2025)	GPT-4o + Aguvis	37.1
	UGround (Gou et al., 2025)	GPT-4o	44.0
	Aria-UI (Yang et al., 2025b)	GPT-4o + Aria-UI	44.8
	AndroidGen (Lai et al., 2025b)	GPT-4o	46.8
	Agent-S2 (Agashe et al., 2025c)	Claude-3.7-Sonnet	54.3
Open-source Models	Aguvis (Xu et al., 2025)	Qwen2-VL-72B-Instruct†	26.1
	Qwen2.5-VL (Bai et al., 2025)	Qwen2.5-VL-72B-Instruct	35.0
	UI-TARS (Qin et al., 2025)	Qwen2.5-VL-72B-Instruct†	46.6
	Seed1.5-VL (Guo et al., 2025)	Seed1.5-VL	62.1
	MobileUse (Li et al., 2025b)	Qwen2.5-VL-72B-Instruct	62.9
	UI-Venus (Gu et al., 2025)	Qwen2.5-VL-72B-Instruct†	65.9
GUI-specific Models	V-Droid (Dai et al., 2025)	V-Droid	59.5
	Mobile-Agent-v3 (Ye et al., 2025)	GUI-Owl-7B	66.4
	Mobile-Agent-v3 (Ye et al., 2025)	GUI-Owl-32B	73.3
Ours	<b>D-Artemis</b>	Qwen2.5-VL-72B-Instruct	68.1
	<b>D-Artemis</b>	GUI-Owl-32B	<b>75.8</b>

Table 2: Success Rate (%) on the Mobile Subset of the ScreenSpot-V2 Benchmark. D-Artemis utilizes Qwen2.5-VL-72B as the backbone model.

Category	Method	Text	Icon/Widget	Avg
Closed-source Models	GPT-4o (Achiam et al., 2023)	26.6	24.2	25.6
General Open-source Models	Qwen2.5-VL-7B (Bai et al., 2025)	98.3	85.3	92.8
	Qwen2.5-VL-72B (Bai et al., 2025)	97.6	88.6	93.8
GUI-specific Models (SFT)	SeeClick (Cheng et al., 2024)	78.4	50.7	66.7
	UGround (Gou et al., 2025)	75.1	84.5	79.1
	Aguvis (Xu et al., 2025)	89.3	68.7	80.6
	OS-Atlas (Wu et al., 2025b)	95.2	75.8	87.0
	UI-TARS-72B (Qin et al., 2025)	94.8	86.3	91.2
	UI-TARS-7B (Qin et al., 2025)	96.9	89.1	93.6
	GUI-Actor (Wu et al., 2025a)	97.6	88.2	93.6
GUI-specific Models (RL)	Phi-Ground (Zhang et al., 2025)	96.5	62.0	82.0
	UI-R1-E (Lu et al., 2025)	98.2	83.9	92.2
	LPO (Tang et al., 2025)	97.9	82.9	91.6
	GTA1-7B (Yang et al., 2025a)	99.0	88.6	94.6
	GTA1-72B (Yang et al., 2025a)	99.3	92.4	96.4
Ours	<b>D-Artemis</b>	<b>99.3</b>	<b>93.4</b>	<b>96.8</b>

417 various SOTA, UI-Venus-Ground-72B. The ability  
 418 of Pre-execution Alignment to effectively cor-  
 419 rect the grounding of UI elements is demon-  
 420 strated by its performance on the more challeng-  
 421 ing “Icon/Widget” tasks, where it reaches 95.6%. Cru-  
 422 cially, D-Artemis outperforms its own base model,  
 423 Qwen2.5-VL-72B, by a significant 3.0%. Our anal-  
 424 ysis reveals that pre-execution alignment signif-  
 425 icantly improves UI element grounding in com-

426 mon scenarios by proactively correcting flawed  
 427 actions, demonstrating the overall effectiveness of  
 428 our framework.

### 4.3 Ablation Study 429

430 To validate the contribution of each module in D-  
 431 Artemis, we designed and conducted a comprehen-  
 432 sive set of ablation studies on the AndroidWorld  
 433 benchmark. For a fair comparison, Qwen2.5-VL-

72B was used as both the baseline model and the foundational LLM backbone for all experimental variants of our framework.

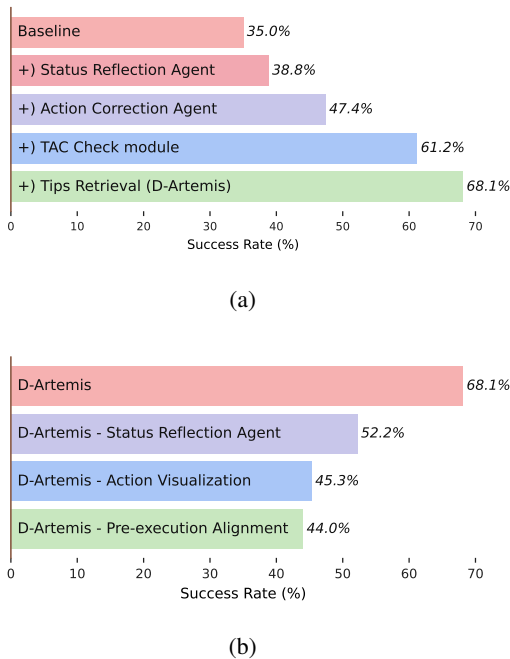


Figure 3: Ablation study on AndroidWorld.

**Pre-execution Alignment improves overall performance by enhancing step-level action effectiveness.** The Pre-execution Alignment process in D-Artemis involves the collaboration of TAC Check module and ACA. To assess the individual contribution of each component, we conducted a series of ablation studies where we systematically removed each module and observed the impact on task performance. The results are shown in Figure 3a. The ablation study demonstrates a tiered performance gain: adding the ACA alone improves the success rate by 8.6%, and further introducing the TAC Check module increases the total gain to 22.4%. The initial gain stems from improved execution efficiency, while the larger boost from the TAC module highlights its dual function as both an effective error filter and a safeguard against incorrect modifications. As shown in Figure 3b, removing the entire pre-execution alignment mechanism leads to a significant drop in performance, which highlights its importance to the framework. Furthermore, the significant performance drop observed upon removing action visualization demonstrates the visual information is crucial in the design. **Post-execution Reflection enhances the state awareness of the agent.** The effectiveness of the SRA is quantified in Figure 3. On the baseline

model, its inclusion yields a 3.8 % performance gain. This effect is significantly amplified within the D-Artemis framework, where the agent contributes 15.9% improvement. This highlights its dual capability to enhance perception of environmental changes and to provide effective guidance that informs the decision-making process.

**Tip Retrieval mechanism improves the decision-making ability of agent by minimizing conflicting guidance.** As detailed in Figure 3a, integrating the tip retrieval mechanism yields a significant 6.9% performance gain for D-Artemis. This improvement is particularly noteworthy because the base D-Artemis framework is already adept at accurately translating a given thought into its corresponding action. Therefore, this gain stems from the enhanced decision-making capabilities conferred by the task-specific tips. To further evaluate our app-specific tip retrieval strategy, we conduct a comparative study against two baseline strategies (as shown in Figure 4): (1) “without tips” baseline, which uses no external guidance, and (2) “mixed tips” baseline, which provides a generic, heterogeneous mixture of tips from different applications. Detailed information regarding the applications can be found in the Appendix 9. Our results reveal that providing the agent with a generic mixture of tips is often worse than providing no tips at all. This highlights a critical flaw in untargeted guidance: the introduction of noisy and logically conflicting information can paradoxically degrade, rather than improve, the decision-making process of the agent. This outcome, which is contrary to the very purpose of providing tips, validates the need for our tip retrieval strategy.

Table 3: Performance of the Action Correction Agent (ACA) on 179 error cases. CSR denotes the overall Correction Success Rate.

Action Type	CSR (%)	Latency (s)
Click	93.4	2.20
Swipe	86.4	2.40
Type	100.0	1.85
Long Press	90.9	2.20
Terminate	80.0	1.55
Invalid Action	100.0	1.80
<b>Overall</b>	<b>92.7</b>	<b>2.12</b>

#### 4.4 Evaluation of Action Correction Agent

We evaluated the ACA on the 179 negative samples identified by the TAC module to validate its error recovery capability. The results demonstrate that

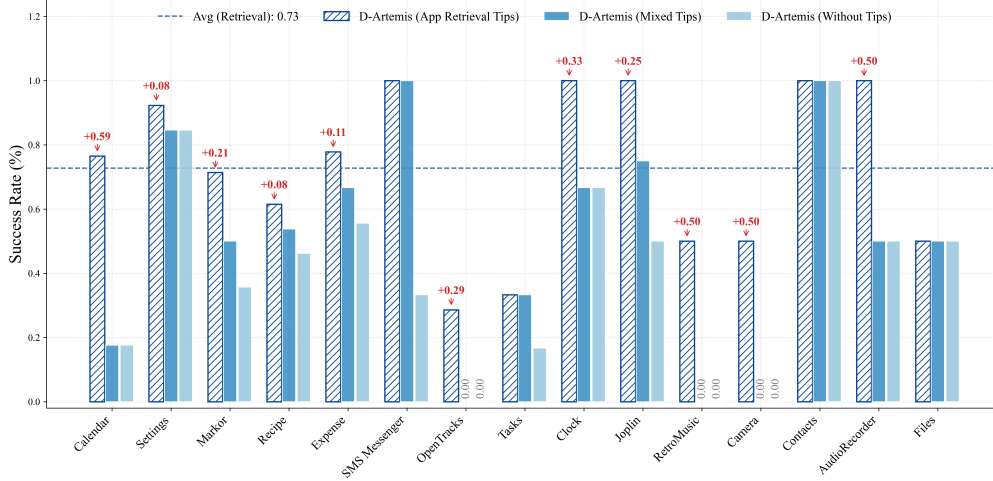


Figure 4: Success rates of different tip guidance strategies across AndroidWorld applications.

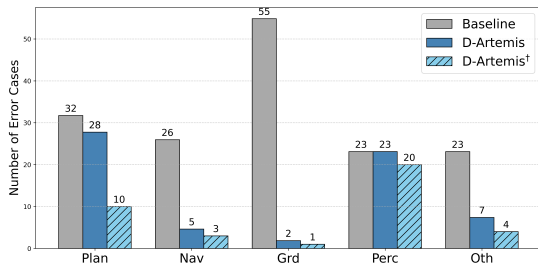


Figure 5: The statistic of Error Cases on AndroidWorld that D-Artemis failed to complete. Qwen2.5-VL-72B is used as both the baseline model and the foundational LLM backbone for D-Artemis. Method marked with “†” uses GUI-OWL-32B as backbone.

ACA serves as a robust safeguard, rectifying the vast majority of errors with minimal time overhead. Table 3 illustrates the detailed correction performance, with further metric analysis provided in Appendix F.2.

#### 4.5 Error Analysis

We conducted a thorough error analysis of the failure cases for D-Artemis on the AndroidWorld benchmark. Inspired by the methodology of (Li et al., 2025a), we categorized the errors into five distinct types. Detailed descriptions of each error category are provided in Appendix G.

For our error analysis, we examined the trajectories of failed tasks from each method. We then identified and classified each error according to the five predefined categories, noting that a single failed task can contain multiple errors. Finally, we calculated the proportional distribution of each error type relative to the total number of observed

errors. The results of this analysis are presented in Figure 5. Compared to the baseline, D-Artemis shows a substantial reduction in errors related to *Grounding* and *Navigation*, a result that directly reflects the architectural advantages of our framework. Notably, the majority of the remaining failures are now attributed to higher-level *Planning* and *Perception* errors. This suggests that while our framework effectively resolves issues of execution and guidance, the final performance is still bound by the inherent, end-to-end reasoning limitations of the underlying base model. A case study of error occurrence can be found in Appendix K.3.

## 5 Conclusion

In this work, we presented D-Artemis—a novel deliberative multi-agent framework designed to enhance the reliability and efficiency of mobile GUI agents by emulating a human-like cognitive process. Through the D-Artemis framework, we show the significant benefits of a proactive, deliberative control loop over traditional reactive, post-hoc reflection methods. By leveraging app-specific knowledge retrieval, proactive Pre-execution Alignment, and strategic Post-execution Reflection, D-Artemis demonstrates state-of-the-art performance on benchmarks like AndroidWorld and ScreenSpot-V2. We demonstrate the potential for agentic frameworks to significantly enhance the capabilities of general-purpose VLMs without GUI task-specific training, thus opening a discourse on more data-efficient and robust methods for developing autonomous GUI agents.

## 554 Limitations

555 Looking ahead, three promising research direc-  
556 tions emerge from our work. First, while our cur-  
557 rent framework prioritizes maximizing task perfor-  
558 mance, we believe the key to broader real-world  
559 application lies in more lightweight model designs.  
560 Future work will explore adapting our framework  
561 to smaller, open-source models to enhance both  
562 speed and precision, particularly for on-device de-  
563 ployment. Second, building on the demonstrated  
564 effectiveness of the tip-based guidance, we plan to  
565 investigate strategies for the automated, on-the-fly  
566 generation of high-quality tips. Moving beyond a  
567 predefined knowledge base would further enhance  
568 the robustness and adaptability of the GUI agent.  
569 Finally, to further assess the generalization capabil-  
570 ities of the agent, we plan to extend our evaluation  
571 to a broader spectrum of datasets and application  
572 environments beyond the two benchmarks used in  
573 this study.

## 574 Ethics Statements

575 This research does not raise any ethical concerns.  
576 The study exclusively involved the analysis of pub-  
577 licly available data sets and published literature,  
578 which did not contain any personally identifiable  
579 information. No human participants, animals, or  
580 sensitive data were involved in this research. All  
581 sources are properly cited in accordance with aca-  
582 demic standards. The authors confirm that this  
583 work was conducted in accordance with the princi-  
584 ples of academic integrity and research ethics.

## 585 References

586 Josh Achiam, Steven Adler, Sandhini Agarwal, Lama  
587 Ahmad, Ilge Akkaya, Florencia Leoni Aleman,  
588 Diogo Almeida, Janko Altenschmidt, Sam Altman,  
589 Shyamal Anadkat, and 1 others. 2023. Gpt-4 techni-  
590 cal report. *arXiv preprint arXiv:2303.08774*.

591 Saaket Agashe, Jiuzhou Han, Shuyu Gan, Jiachen Yang,  
592 Ang Li, and Xin Eric Wang. 2025a. [Agent s: An  
593 open agentic framework that uses computers like a  
594 human](#). In *The Thirteenth International Conference  
595 on Learning Representations*.

596 Saaket Agashe, Jiuzhou Han, Shuyu Gan, Jiachen Yang,  
597 Ang Li, and Xin Eric Wang. 2025b. [Agent s: An  
598 open agentic framework that uses computers like a  
599 human](#). In *The Thirteenth International Conference  
600 on Learning Representations*.

601 Saaket Agashe, Kyle Wong, Vincent Tu, Jiachen Yang,  
602 Ang Li, and Xin Eric Wang. 2025c. [Agent s2: A com-](#)

[positional generalist-specialist framework for com-  
puter use agents](#). In *Second Conference on Language  
Modeling*.

Anthropic. 2024. [Developing claude for computer use](#).  
Accessed: 2024-05-24.

Shuai Bai, Keqin Chen, Xuejing Liu, Jialin Wang, Wen-  
bin Ge, Sibao Song, Kai Dang, Peng Wang, Shijie  
Wang, Jun Tang, and 1 others. 2025. Qwen2. 5-vl  
technical report. *arXiv preprint arXiv:2502.13923*.

Kanzhi Cheng, Qiushi Sun, Yougang Chu, Fangzhi Xu,  
Yantao Li, Jianbing Zhang, and Zhiyong Wu. 2024.  
SeeClick: Harnessing gui grounding for advanced  
visual gui agents. *arXiv preprint arXiv:2401.10935*.

Gaole Dai, Shiqi Jiang, Ting Cao, Yuanchun Li, Yuqing  
Yang, Rui Tan, Mo Li, and Lili Qiu. 2025. Advancing  
mobile gui agents: A verifier-driven approach to prac-  
tical deployment. *arXiv preprint arXiv:2503.15937*.

Wenqi Fan, Yujuan Ding, Liangbo Ning, Shijie Wang,  
Hengyun Li, Dawei Yin, Tat-Seng Chua, and Qing  
Li. 2024. A survey on rag meeting llms: Towards  
retrieval-augmented large language models. In *Pro-  
ceedings of the 30th ACM SIGKDD conference on  
knowledge discovery and data mining*, pages 6491–  
6501.

Joseph L Fleiss. 1971. Measuring nominal scale agree-  
ment among many raters. *Psychological bulletin*,  
76(5):378–382.

Yao Fu, Dong-Ki Kim, Jaekyeom Kim, Sungryull  
Sohn, Lajanugen Logeswaran, Kyunghoon Bae, and  
Honglak Lee. 2024. Autoguide: Automated gener-  
ation and selection of context-aware guidelines for  
large language model agents. *Advances in Neural  
Information Processing Systems*, 37:119919–119948.

Boyu Gou, Ruohan Wang, Boyuan Zheng, Yanan Xie,  
Cheng Chang, Yiheng Shu, Huan Sun, and Yu Su.  
2025. [Navigating the digital world as humans do:  
Universal visual grounding for GUI agents](#). In *The  
Thirteenth International Conference on Learning  
Representations*.

Zhangxuan Gu, Zhengwen Zeng, Zhenyu Xu, Xingran  
Zhou, Shuheng Shen, Yunfei Liu, Beitong Zhou,  
Changhua Meng, Tianyu Xia, Weizhi Chen, and 1  
others. 2025. Ui-venus technical report: Building  
high-performance ui agents with rft. *arXiv preprint  
arXiv:2508.10833*.

Dong Guo, Faming Wu, Feida Zhu, Fuxing Leng,  
Guang Shi, Haobin Chen, Haoqi Fan, Jian Wang,  
Jianyu Jiang, Jiawei Wang, and 1 others. 2025.  
Seed1. 5-vl technical report. *arXiv preprint  
arXiv:2505.07062*.

Wenyi Hong, Weihang Wang, Qingsong Lv, Jiazheng  
Xu, Wenmeng Yu, Junhui Ji, Yan Wang, Zihan Wang,  
Yuxiao Dong, Ming Ding, and Jie Tang. 2024. [Co-  
gagent: A visual language model for gui agents](#). In  
*CVPR*, pages 14281–14290.

658	Tomoyuki Kagaya, Thong Jing Yuan, Yuxuan Lou, Jayashree Karlekar, Sugiri Pranata, Akira Kinose, Koki Oguri, Felix Wick, and Yang You. 2024. Rap: Retrieval-augmented planning with contextual memory for multimodal llm agents. <i>arXiv preprint arXiv:2402.03610</i> .	713
659		714
660		715
661		716
662		717
663		718
664	Minsoo Kim, Victor Bursztyn, Eunye Koh, Shunan Guo, and Seung-won Hwang. 2024. <a href="#">RaDA: Retrieval-augmented web agent planning with LLMs</a> . In <i>Findings of the Association for Computational Linguistics: ACL 2024</i> , pages 13511–13525, Bangkok, Thailand. Association for Computational Linguistics.	719
665		720
666		721
667		722
668		723
669		724
670	Hanyu Lai, Junjie Gao, Xiao Liu, Yifan Xu, Shudan Zhang, Yuxiao Dong, and Jie Tang. 2025a. <a href="#">Android-Gen: Building an android language agent under data scarcity</a> . In <i>Proceedings of the 63rd Annual Meeting of the Association for Computational Linguistics (Volume 1: Long Papers)</i> , pages 2727–2749, Vienna, Austria. Association for Computational Linguistics.	725
671		726
672		727
673		728
674		729
675		730
676		731
677	Hanyu Lai, Junjie Gao, Xiao Liu, Yifan Xu, Shudan Zhang, Yuxiao Dong, and Jie Tang. 2025b. <a href="#">Android-gen: Building an android language agent under data scarcity</a> . <i>arXiv preprint arXiv:2504.19298</i> .	732
678		733
679		734
680		735
681	Ning Li, Xiangmou Qu, Jiamu Zhou, Jun Wang, Muning Wen, Kounianhua Du, Xingyu Lou, Qiuying Peng, Jun Wang, and Weinan Zhang. 2025a. <a href="#">Mobileuse: A gui agent with hierarchical reflection for autonomous mobile operation</a> . <i>Preprint</i> , arXiv:2507.16853.	736
682		737
683		738
684		739
685		740
686	Ning Li, Xiangmou Qu, Jiamu Zhou, Jun Wang, Muning Wen, Kounianhua Du, Xingyu Lou, Qiuying Peng, and Weinan Zhang. 2025b. <a href="#">Mobileuse: A gui agent with hierarchical reflection for autonomous mobile operation</a> . <i>arXiv preprint arXiv:2507.16853</i> .	741
687		742
688		743
689		744
690		745
691	Xiao Liu, Bo Qin, Dongzhu Liang, Guang Dong, Hanyu Lai, Hanchen Zhang, Hanlin Zhao, Iat Long Iong, Jiadai Sun, Jiaqi Wang, Junjie Gao, Junjun Shan, Kangning Liu, Shudan Zhang, Shuntian Yao, Siyi Cheng, Wentao Yao, Wenyi Zhao, Xinghan Liu, and 11 others. 2024. <a href="#">Autoglm: Autonomous foundation agents for guis</a> . <i>CoRR</i> , abs/2411.00820.	746
692		747
693		748
694		749
695		750
696		751
697		752
698	Yadong Lu, Jianwei Yang, Yelong Shen, and Ahmed Awadallah. 2024. <a href="#">Omniparser for pure vision based gui agent</a> . <i>Preprint</i> , arXiv:2408.00203.	753
699		754
700		755
701	Zhengxi Lu, Yuxiang Chai, Yaxuan Guo, Xi Yin, Liang Liu, Hao Wang, Han Xiao, Shuai Ren, Guanqing Xiong, and Hongsheng Li. 2025. <a href="#">Ui-r1: Enhancing efficient action prediction of gui agents by reinforcement learning</a> . <i>arXiv preprint arXiv:2503.21620</i> .	756
702		757
703		758
704		759
705		760
706	Yujia Qin, Yining Ye, Junjie Fang, Haoming Wang, Shihao Liang, Shizuo Tian, Junda Zhang, Jiahao Li, Yunxin Li, Shijue Huang, Wanjuan Zhong, Kuanye Li, Jiale Yang, Yu Miao, Woyu Lin, Longxiang Liu, Xu Jiang, Qianli Ma, Jingyu Li, and 16 others. 2025. <a href="#">Ui-tars: Pioneering automated gui interaction with native agents</a> . <i>CoRR</i> , abs/2501.12326.	761
707		762
708		763
709		764
710		765
711		766
712		767
		768
	Christopher Rawles, Sarah Clinckemaillie, Yifan Chang, Jonathan Waltz, Gabrielle Lau, Marybeth Fair, Alice Li, William Bishop, Wei Li, Folawiyi Campbell-Ajala, and 1 others. 2024. <a href="#">Androidworld: A dynamic benchmarking environment for autonomous agents</a> . <i>arXiv preprint arXiv:2405.14573</i> .	713
		714
		715
		716
		717
		718
	Christopher Rawles, Sarah Clinckemaillie, Yifan Chang, Jonathan Waltz, Gabrielle Lau, Marybeth Fair, Alice Li, William E Bishop, Wei Li, Folawiyi Campbell-Ajala, Daniel Kenji Toyama, Robert James Berry, Divya Tyamagundlu, Timothy P Lillicrap, and Oriana Riva. 2025. <a href="#">Androidworld: A dynamic benchmarking environment for autonomous agents</a> . In <i>The Thirteenth International Conference on Learning Representations</i> .	719
		720
		721
		722
		723
		724
		725
		726
		727
	Jiaqi Tang, Yu Xia, Yi-Feng Wu, Yuwei Hu, Yuhui Chen, Qing-Guo Chen, Xiaogang Xu, Xiangyu Wu, Hao Lu, Yanqing Ma, and 1 others. 2025. <a href="#">Lpo: Towards accurate gui agent interaction via location preference optimization</a> . <i>arXiv preprint arXiv:2506.09373</i> .	728
		729
		730
		731
		732
	Gemini Team, Petko Georgiev, Ving Ian Lei, Ryan Burnell, Libin Bai, Anmol Gulati, Garrett Tanzer, Damien Vincent, Zhufeng Pan, Shibo Wang, and 1 others. 2024. <a href="#">Gemini 1.5: Unlocking multimodal understanding across millions of tokens of context</a> . <i>arXiv preprint arXiv:2403.05530</i> .	733
		734
		735
		736
		737
		738
	Junyang Wang, Haiyang Xu, Jiabo Ye, Ming Yan, Weizhou Shen, Ji Zhang, Fei Huang, and Jitao Sang. 2024. <a href="#">Mobile-agent: Autonomous multi-modal mobile device agent with visual perception</a> . <i>arXiv preprint arXiv:2401.16158</i> .	739
		740
		741
		742
		743
	Yuyang Wanyan, Xi Zhang, Haiyang Xu, Haowei Liu, Junyang Wang, Jiabo Ye, Yutong Kou, Ming Yan, Fei Huang, Xiaoshan Yang, and 1 others. 2025. <a href="#">Look before you leap: A gui-critic-r1 model for pre-operative error diagnosis in gui automation</a> . <i>arXiv preprint arXiv:2506.04614</i> .	744
		745
		746
		747
		748
		749
	Qianhui Wu, Kanzhi Cheng, Rui Yang, Chaoyun Zhang, Jianwei Yang, Huiqiang Jiang, Jian Mu, Baolin Peng, Bo Qiao, Reuben Tan, and 1 others. 2025a. <a href="#">Gui-actor: Coordinate-free visual grounding for gui agents</a> . <i>arXiv preprint arXiv:2506.03143</i> .	750
		751
		752
		753
		754
	Zhiyong Wu, Zhenyu Wu, Fangzhi Xu, Yian Wang, Qiushi Sun, Chengyou Jia, Kanzhi Cheng, Zichen Ding, Liheng Chen, Paul Pu Liang, and Yu Qiao. 2025b. <a href="#">OS-ATLAS: Foundation action model for generalist GUI agents</a> . In <i>The Thirteenth International Conference on Learning Representations</i> .	755
		756
		757
		758
		759
		760
	Bin Xie, Rui Shao, Gongwei Chen, Kaiwen Zhou, Yinchuan Li, Jie Liu, Min Zhang, and Liqiang Nie. 2025a. <a href="#">GUI-explorer: Autonomous exploration and mining of transition-aware knowledge for GUI agent</a> . In <i>Proceedings of the 63rd Annual Meeting of the Association for Computational Linguistics (Volume 1: Long Papers)</i> , pages 5650–5667, Vienna, Austria. Association for Computational Linguistics.	761
		762
		763
		764
		765
		766
		767
		768

769 Bin Xie, Rui Shao, Gongwei Chen, Kaiwen Zhou,  
770 Yinchuan Li, Jie Liu, Min Zhang, and Liqiang Nie.  
771 2025b. Gui-explorer: Autonomous exploration and  
772 mining of transition-aware knowledge for gui agent.  
773 In *Annual Meeting of the Association for Computa-*  
774 *tional Linguistics (ACL)*.

775 Yiheng Xu, Zekun Wang, Junli Wang, Dunjie Lu, Tian-  
776 bao Xie, Amrita Saha, Doyen Sahoo, Tao Yu, and  
777 Caiming Xiong. 2025. [Aguvis: Unified pure vision](#)  
778 [agents for autonomous GUI interaction](#).

779 Yan Yang, Dongxu Li, Yutong Dai, Yuhao Yang,  
780 Ziyang Luo, Zirui Zhao, Zhiyuan Hu, Junzhe Huang,  
781 Amrita Saha, Zeyuan Chen, and 1 others. 2025a.  
782 Gta1: Gui test-time scaling agent. *arXiv preprint*  
783 *arXiv:2507.05791*.

784 Yuhao Yang, Yue Wang, Dongxu Li, Ziyang Luo, Bei  
785 Chen, Chao Huang, and Junnan Li. 2025b. [Aria-UI:](#)  
786 [Visual grounding for GUI instructions](#). In *ICLR 2025*  
787 *Workshop on Foundation Models in the Wild*.

788 Jiabo Ye, Xi Zhang, Haiyang Xu, Haowei Liu, Jun-  
789 yang Wang, Zhaoqing Zhu, Ziwei Zheng, Feiyu Gao,  
790 Junjie Cao, Zhengxi Lu, and 1 others. 2025. Mobile-  
791 agent-v3: Fundamental agents for gui automation.  
792 *arXiv preprint arXiv:2508.15144*.

793 Haoxuan You, Haotian Zhang, Zhe Gan, Xianzhi Du,  
794 Bowen Zhang, Zirui Wang, Liangliang Cao, Shih-Fu  
795 Chang, and Yinfei Yang. 2023. Ferret: Refer and  
796 ground anything anywhere at any granularity. *arXiv*  
797 *preprint arXiv:2310.07704*.

798 Miaosen Zhang, Ziqiang Xu, Jialiang Zhu, Qi Dai, Kai  
799 Qiu, Yifan Yang, Chong Luo, Tianyi Chen, Justin  
800 Wagle, Tim Franklin, and 1 others. 2025. Phi-ground  
801 tech report: Advancing perception in gui grounding.  
802 *arXiv preprint arXiv:2507.23779*.

803  
804  
805  
806  
807  
808  
809  
810  
811  
812  
  
813  
  
814  
815  
816  
817  
818  
819  
820  
  
821  
  
822  
823  
824  
825  
826  
827  
828  
829  
830  
831  
832  
833  
834  
835  
836  
837  
838  
839  
840  
841  
842  
843  
844  
845  
846  
847  
848  
849  
850

## A Reproducibility Statement

We ensure full reproducibility by publicly releasing all relevant materials of codes and data resources. The agent implementation code, prompts and scripts for D-Artemis are available in the supplementary materials. All experimental results presented in this paper are derived exclusively from open-source models and publicly available datasets. This enables independent verification of all our findings.

## B Use of Large Language Models

We acknowledge using Large Language Models (LLMs) to assist with the writing of this manuscript. Their use was limited to improving grammar, spelling, and overall readability. The LLMs did not contribute to any of the core research ideas, methods, or analyses presented. The authors are fully responsible for all content in this paper.

## C Setting & Baselines

**AndroidWorld.** On the AndroidWorld benchmark, we compare D-Artemis against various state-of-the-art baselines from different model categories: (1) Closed-source Models: GPT-4o (Achiam et al., 2023), Claude (Anthropic, 2024), and Gemini (Team et al., 2024), Agent-S2 (Agashe et al., 2025c), Aguis (Xu et al., 2025), Aria-UI (Yang et al., 2025b) and UGround (Gou et al., 2025). (2) General Open-source Models: Qwen2.5-VL (Bai et al., 2025), GUI-OWI-7B (Ye et al., 2025), UI-Venus (Gu et al., 2025), Aguis (Xu et al., 2025) and Seed1.5-VL (Guo et al., 2025). (3) GUI-specific Models: V-droid (Dai et al., 2025) and mobile-agent-v3 (Ye et al., 2025).

**ScreenSpot-V2.** In the experiments, we compare D-Artemis against various state-of-the-art baselines across different model categories: (1) Closed-source Models: GPT-4o (Achiam et al., 2023) (2) General Open-source Models: Qwen2.5-VL-7B/72B (Bai et al., 2025). (3) GUI-specific Models via Supervised Fine-Tuning (SFT): SeeClick (Cheng et al., 2024), UGround (Gou et al., 2025), Aguis (Xu et al., 2025), OS-Atlas (Wu et al., 2025b), UI-TARS-7B/72B (Qin et al., 2025) and GUI-Actor (Wu et al., 2025a). (4) GUI-specific Models via Reinforcement Learning (RL) : GTA1-7B/72B (Yang et al., 2025a), UI-R1-E (Lu et al., 2025), LPO (Tang et al., 2025) and GTA1-7b/72B (Yang et al., 2025a).

**Action Space.** To ensure precise and effective task execution, we define a constrained action space. This approach simplifies the decision-making process by enabling the agent to ground its reasoning in a well-structured set of operations. The complete action space, detailing the parameters and description for each action, is summarized in Table 4. Each action type has certain parameters and detailed in description.

## D Training and Evaluation of the TAC Module

The TAC check module is built upon the Qwen2.5-VL-7B architecture and underwent a comprehensive Supervised Fine-Tuning (SFT) stage. To achieve optimal performance and training stability in a multi-node, multi-GPU environment, we carefully selected a set of hyperparameters. The training was efficiently managed under the DeepSpeed framework utilizing the ZeRO-3 optimization strategy, significantly reducing GPU memory footprint and enabling the accommodation of larger models. Notably, we employed a module-wise learning rate strategy, assigning a lower learning rate to the vision encoder ( $1 \times 10^{-6}$ ) to preserve its pre-trained representations while the base model was updated at a higher rate ( $1 \times 10^{-5}$ ). Training stability was enhanced through gradient clipping (max norm = 1.0), BF16 mixed-precision, and FlashAttention-2. A large effective batch size of 16 was achieved via gradient accumulation across 16 GPUs. The complete set of hyperparameters for our main training runs is summarized in Table 5.

### D.1 Performance Evaluation

To comprehensively evaluate the capability of the TAC module in detecting “thought-action inconsistencies,” we constructed a dataset comprising 2,247 samples. Following standard evaluation protocols, we adopted an 8:2 random split strategy, specifically utilizing 1,797 samples for training and validation, and reserving a held-out test set of 450 samples. Unlike simple random sampling, we performed stratified sampling on the test set to ensure it contains a sufficient number of negative samples (error cases) across all action categories. This setup prevents the evaluation from being skewed by the long-tail distribution of valid actions and ensures a rigorous assessment of the model’s error detection capabilities.

851  
852  
853  
854  
855  
856  
857  
858  
859  
  
860  
861  
  
862  
863  
864  
865  
866  
867  
868  
869  
870  
871  
872  
873  
874  
875  
876  
877  
878  
879  
880  
881  
882  
  
883  
  
884  
885  
886  
887  
888  
889  
890  
891  
892  
893  
894  
895  
896  
897  
898

Table 4: Agent Action Space, Descriptions, and Arguments.

Agent Action	Action Details	
	Arguments	Description
key	text	Performs a key event on the device (e.g., volume up, power).
click	coordinate	Clicks a specific (x, y) coordinate on the screen.
long_press	coordinate, time	Long-presses a coordinate for a specified duration.
swipe	coordinate, coordinate2	Swipes from a start coordinate to an end coordinate.
type	text	Inputs specified text into the active element.
clear_text	None	Clears all text in the active input field.
system_button	button	Presses a system-level button (e.g., Back, Home).
open	text	Opens a specified application.
wait	time	Pauses execution for a specified duration.
take_note	text	Extracts and saves important information for future use.
terminate	status	Terminates the task and reports the final status.

Table 5: training hyperparameters details

Category	Hyperparameter	Value
Model & Data	Base Model	Qwen2.5-VL-7B
	Finetuning Type	Full (unfrozen)
	Max Image Pixels	3,211,264
	Cutoff Length	10,000
	Mask History	False
Optimization	Optimizer	AdamW (via DeepSpeed)
	Precision	BF16
	Flash Attention	fa2
	Max Gradient Norm	1.0
Learning Rate	LR Scheduler	Cosine
	Warmup Ratio	0.1
	Base Learning Rate	1e-5
	Vision Encoder LR (vlr)	1e-6
	Module-wise LR	True
Batching & Epochs	Training Epochs	6
	Per-Device Batch Size	1
	Gradient Accumulation Steps	4
	Total Effective Batch Size	64 (on 16 GPUs)
Infrastructure	Environment	2 nodes x 8 A100 (80GB)
	Framework	DeepSpeed (ZeRO Stage 3)

**Dataset Composition and Difficulty.** The test set represents a highly challenging scenario with an overall negative sample rate of 39.8%. The detailed statistics are provided in Table 6. As shown in the table, we categorized the actions into three types based on their execution logic:

- **Coordinate-based Actions (Click/Swipe/Long Press):** These actions constitute the majority of the test set. Despite separating clear hallucinations, valid coordinate actions still maintain high negative rates (e.g., *click* at 42.4%), confirming

that precise spatial verification remains a primary challenge.

- **Non-Coordinate-based Actions (Type/Terminate/System Button):** While less frequent, we curated specific failure cases for these actions, demonstrating the need to verify semantic consistency beyond simple pixel grounding.
- **Invalid Actions:** We explicitly isolated 15 samples where the agent generated hallucinations falling outside the valid action space. These are

100% negative samples, serving as a baseline check for the model’s ability to reject fundamental format errors.

**Performance Analysis.** We compared the fine-tuned TAC model against the original base model operating in a zero-shot setting. The detailed results are presented in Table 7.

The comparison reveals the critical necessity of domain-specific fine-tuning. While the base model struggles with precise coordinate verification (achieving only 54.80% accuracy on *click* actions) and suffers from a relatively low recall of 81.50% (meaning it frequently misidentifies valid actions as errors), our fine-tuned model demonstrates robust improvements:

- **Overall Accuracy:** The fine-tuned TAC model achieves an overall accuracy of 90.97%, a substantial gain over the base model’s 64.25%.
- **High Safety for Valid Actions:** For agent systems, falsely blocking a correct action (False Negative) is detrimental. Our model exhibits exceptional robustness: out of 271 valid actions (Label 1), the model incorrectly rejected only 3, achieving a Recall for Valid Actions of 98.85%. This ensures that the introduction of the TAC module minimally disrupts the agent’s correct reasoning flow.
- **Fine-grained Action Performance:** The model excels in actions involving logical judgment, achieving 99.25% accuracy for *type* actions and 96.52% for *swipe*. Even in the most difficult *click* category (which includes numerous subtle coordinate offsets), the model maintains a high accuracy of 86.69%.

**Efficiency Analysis.** Designed as a lightweight verification module, TAC operates with an average inference latency of only  $\approx 380$  ms and consumes approximately 1,600 tokens (including high-resolution screen input) per check, ensuring the efficient operation of the D-Artemis framework without introducing perceptible delays.

## E Action Error Analysis Details

Prior to the design of the Action Correction Agent (ACA), we conducted extensive pre-experiments to systematically diagnose the failure modes of GUI agents. By performing both qualitative and quantitative analyses on the collected failure trajectories,

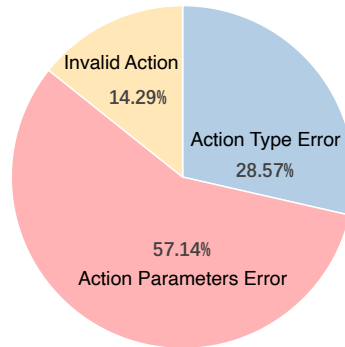


Figure 6: Distribution of Error Categories by Proportion.

we identified the specific error types and their respective proportions. As illustrated in Figure 6, our analysis categorizes these execution errors into three primary types:

**Action Type Error.** This error occurs when the type of the generated action  $a_t$  does not match the intent of the thought  $\tau_t$ . For instance, the thought required *long press* to select text, but the executed action was *click*.

**Action Parameters Error.** This was the most prevalent category of error. In these cases, the action type is correct, but its parameters are flawed. Common examples include incorrect coordinates for a *click* or the wrong text argument for a *type* action.

**Invalid Action.** In some scenarios, the model hallucinates and generates an action that falls outside the predefined action space.

## F Details of Pre-execution Alignment

### F.1 TAC Data Construction Details

In this section, we provide the details of data construction and training for the TAC module discussed in Section 3.2.1.

**Data Sampling.** As illustrated in Figure 7, to construct the training dataset, we first generated task execution trajectories in the AndroidWorld environment with the Qwen2.5-VL-72B-Instruct model (Bai et al., 2025). As the function of TAC is to assess consistency at the step level, we then unrolled these trajectories, treating each thought-action pair as an individual data point. Following a subsequent cleaning and filtering stage, we curated a final dataset of 2,247 samples. This dataset was subsequently split for training and evaluation, as detailed in Appendix D.1.

**Action Visualization.** For each sample, we gen-

Table 6: Detailed statistics of the held-out test set ( $N = 450$ ) for TAC evaluation. Actions are grouped by execution logic into Coordinate-based for spatial operations, Non-Coordinate-based for semantic or system commands, and Invalid Actions for out-of-space hallucinations.

Category	Action Type	Count	Dist.	Neg. Samples	Neg. Rate
Coordinate-based	Click	250	55.6%	106	42.4%
	Swipe	50	11.1%	22	44.0%
	Long Press	30	6.7%	11	36.7%
Non-Coordinate-based	Type	60	13.3%	15	25.0%
	Terminate	35	7.8%	10	28.6%
	System Button	10	2.2%	0	0.0%
Out-of-Space	Invalid Action	15	3.3%	15	100.0%
<b>Total</b>		<b>450</b>	<b>100.0%</b>	<b>179</b>	<b>39.8%</b>

Table 7: Performance and efficiency comparison of the TAC module on the held-out test set ( $N = 450$ ). The fine-tuned model not only achieves higher accuracy but also maintains low inference latency suitable for real-time deployment. Note that the click category presents significant difficulty with 42.4% inconsistent samples requiring precise grounding, and valid recall measures the percentage of correctly identified valid actions to assess safety.

Metric	Model	Overall	Click	Type	Swipe	Valid Recall
Accuracy	Base Model (Zero-shot)	64.25%	54.80%	88.10%	72.30%	81.50%
	<b>Ours (TAC Fine-tuned)</b>	<b>90.97%</b>	<b>86.69%</b>	<b>99.25%</b>	<b>96.52%</b>	<b>98.85%</b>
Latency	Base Model (Zero-shot)	425 ms	430 ms	380 ms	440 ms	-
	<b>Ours (TAC Fine-tuned)</b>	<b>380 ms</b>	<b>385 ms</b>	<b>345 ms</b>	<b>395 ms</b>	-

erate a visual representation of the proposed action ( $V_{at}$ ) by annotating the corresponding screenshot. Recognizing that not all action types are readily visualizable, our approach specifically targets coordinate-based actions (e.g., *click*, *swipe*, *long press*). We employ distinct visual markers for each action type, rendered at their specified coordinates, to create an intuitive depiction of the intended operation. Further details are provided in the Appendix K.1. This multi-modal fusion provides the TAC module with a richer, more contextualized input, significantly enhancing its ability to comprehend the intent of action and perform accurate reasoning.

**Data Annotation.** The TAC dataset was annotated by a dedicated team of six trained experts. To ensure consistency, the team held periodic calibration meetings to standardize the annotation criteria. Each data point underwent a multi-stage quality control process, including cross-reviews and a final audit by a senior expert. The inter-annotator agreement (IAA) achieved a Fleiss Kappa score (Fleiss, 1971) of 0.83, indicating almost perfect agreement. This rigorous process resulted in a high-fidelity dataset, which will be open-sourced to foster future research within the community. Further details regarding the annotation can be found in the Appendix H.

We utilized this dataset to fine-tune Qwen2.5-VL-7B (Bai et al., 2025) via SFT, creating our lightweight TAC module. Further details can be found in the Appendix D. The lightweight design is a key advantage, allowing the framework to cost-effectively prevent flawed actions through rapid pre-execution checks. Detailed performance metrics of the TAC module, including accuracy and recall on a held-out test set, are provided in Appendix D.1.

## F.2 Detailed Analysis of ACA Performance

This section provides the comprehensive definitions of evaluation metrics and a deeper analysis of the results presented in Section 4.4.

**Metric Definitions.** To evaluate the correction quality at a granular level, we defined three specific metrics:

- Parameter Correction Rate (PCR):** The success rate in refining incorrect arguments (e.g., adjusting coordinates for *click*, correcting text for *type*).
- Type Correction Rate (TCR):** The success rate in mapping a mismatched action to the correct function (e.g., changing *click* to *long press*).

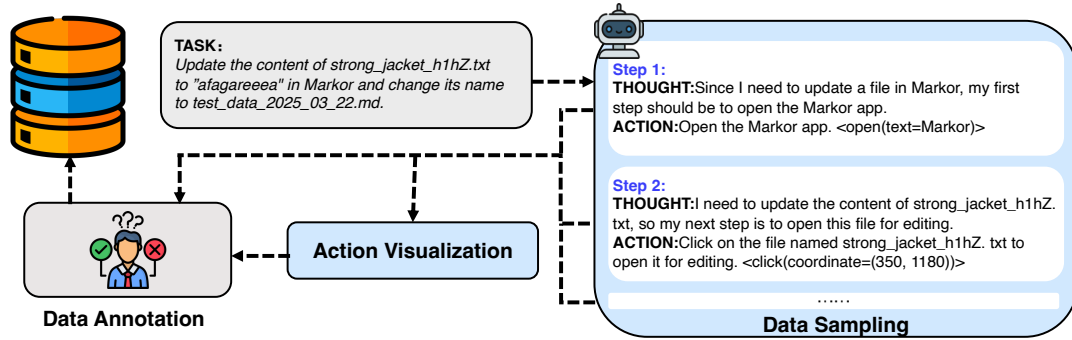


Figure 7: TAC data construction workflow.

1056 3. **Re-grounding Rate (RGR)**: The success rate  
 1057 in resolving invalid hallucinations back to the  
 1058 feasible action space.

1059 **Performance Analysis.** Table 8 details the per-  
 1060 formance breakdown. The results highlight the  
 1061 ACA’s robustness, achieving an overall success rate  
 1062 of 92.7%:

- 1063 • **Parameter & Type Correction:** For standard ac-  
 1064 tions, the ACA demonstrates dual capabilities. It  
 1065 not only refines execution parameters (achieving  
 1066 93.4% PCR for *click*) but also effectively corrects  
 1067 action types when the agent’s intent mismatches  
 1068 its output.
- 1069 • **Logic & Intent Reliability:** For *type* actions,  
 1070 the agent achieves perfect scores (100%) in pa-  
 1071 rameter refinement. For *terminate* actions, which  
 1072 primarily involve intent correction (TCR), the  
 1073 agent achieves an 80.0% success rate, effectively  
 1074 intercepting most premature endings while re-  
 1075 specting necessary steps.
- 1076 • **Safety Re-grounding:** A critical safety feature  
 1077 is the handling of Invalid Actions. The ACA  
 1078 achieves a 100% success rate (RGR) in these  
 1079 cases, successfully mapping hallucinated API  
 1080 calls or out-of-bound operations back to valid, ex-  
 1081 ecutable actions within the defined action space.
- 1082 • **Efficiency:** The average inference latency is ap-  
 1083 proximately 2.12 seconds, which is negligible  
 1084 when weighed against the cost of a failed task.

## 1085 G Failure Types

1086 The failure types on AndroidWorld benchmark  
 1087 with and without hierarchical reflection.

- 1088 • *Planning failures*, whether the agent produces  
 1089 action is incorrect, insufficient, or early termina-  
 1090 tion.

- 1091 • *Navigation failures*, where the agent struggles  
 1092 to find a certain element or function, suggesting  
 1093 deficiencies in layout understanding and naviga-  
 1094 tion.
- 1095 • *Perception failures*, where the agent is misun-  
 1096 derstanding the text content on the screen or the  
 1097 function of the icon.
- 1098 • *Grounding failures*, where the agent produces in-  
 1099 accurate coordinates for the language description  
 1100 provided.
- 1101 • *Other failures*, the other types of failures, for  
 1102 example, incorrect answers.

## 1103 H Annotation Guidelines

1104 Figure 8 illustrates the annotation guidelines for  
 1105 our TAC module. These guidelines were estab-  
 1106 lished through a collaborative and iterative process  
 1107 involving the authors and the annotation team, un-  
 1108 dergoing multiple rounds of refinement and opti-  
 1109 mization.

## 1110 I Tip Retrieval

1111 We predefined a set of tips for the applications in  
 1112 AndroidWorld to serve as an informational knowl-  
 1113 edge base for improving the performance of D-  
 1114 Artemis. Detailed information on the specific appli-  
 1115 cations included from the benchmark is presented  
 1116 in Table 9. Our predefined knowledge base of tips  
 1117 is not intended to be exhaustive. Instead, we strate-  
 1118 gically focused on authoring tips for a subset of  
 1119 applications characterized by complex operational  
 1120 workflows. This targeted approach is designed to  
 1121 enhance the decision-making of the agent in chal-  
 1122 lenging scenarios where such guidance is most criti-  
 1123 cal. Illustrative examples of these tips are presented  
 1124 in Figure 9.

Table 8: Performance of the Action Correction Agent (ACA) on the 179 error cases. Columns represent the success rates for rectifying Parameters (PCR), Action Types (TCR), and Invalid Actions (RGR).

Action Type	Sample Count	Correction Success Rate Breakdown			Avg. Latency (s)
		Param. (PCR)	Type (TCR)	Invalid (RGR)	
Click	106	93.4%	100.0%	-	2.20
Swipe	22	86.4%	100.0%	-	2.40
Type	15	100.0%	100.0%	-	1.85
Long Press	11	87.5%	90.9%	-	2.20
Terminate	10	-	80.0%	-	1.55
Invalid Action	15	-	-	100.0%	1.80
<b>Overall</b>	<b>179</b>	<b>92.7%</b>	<b>95.3%</b>	<b>100.0%</b>	<b>2.12</b>

## J Prompts

The complete prompts for all components of D-Artemis are provided in this section. This includes the main system prompt for the manager agent (Figure 11), the prompts for the ACA (Figures 13 and 14). Prompts for the TAC check module (Figure 16) and SRA (Figure 15). Additionally, we detail the dynamic tip integration process: retrieved tips are first formatted according to the template in Figure 10 before being injected as a retrieval tips variable into the main prompt for the manager agent (Figure 12).

## K Case Study

### K.1 Action Visualization: Grounding Actions in Visual Context

The figures 17 present visualizations of key model actions. To intuitively illustrate spatial operations like click, long\_press, and swipe, we render the model’s predicted coordinates onto the original screenshot after appropriate resizing. This rendering adheres to a consistent visual protocol: click operations are marked with a red circle, long\_press operations with a blue circle, and swipe actions are depicted as a blue trajectory line with its endpoint explicitly identified by a green circle.

### K.2 TAC Check: Proactive Inconsistency Detection

The figures in figure18 present representative examples for the six action categories handled by the TAC module. All displayed cases are the raw outputs from the GUI model before being processed by TAC. The examples for click and long\_press illustrate spatial inaccuracies, where the predicted coordinates deviate from the optimal target. The remaining examples demonstrate logical inconsistencies, where a mismatch occurs between the model’s

internal thought process and the generated action.

### K.3 Case Study: The Full Deliberative Loop of D-Artemis

We present task examples from a variety of domains. Figures 19, 20,21, respectively illustrate a successful case, a failed case, and the detailed correction process of the pre-execution alignment.

As shown in Figure 19, the thought at step 4 indicates a two-step plan: first inspect the file extension, and then click the “OK” button. However, the initially proposed action attempts to prematurely skip the inspection step by directly targeting the “OK” button. The TAC module correctly identifies this inconsistency between the thought and the action, triggering the ACA, which then successfully rectifies the flawed action. After step 4, the SRA’s strategic reflection determines that the file extension is already correct, advising the agent in step 5 to bypass redundant typing and directly click “OK”. Later, in step 7, the pre-execution alignment mechanism performs a tactical correction, ensuring the agent targets the correct “SAVE” button instead of a potentially erroneous one. Figure 20 illustrates a failed case rooted in a cognitive error within the thought process of the agent. In step 2, the agent hallucinates that a prerequisite step (switching the camera mode) is complete and proceeds to execute the "start shooting" action. This premature action derails the subsequent trajectory. Such failures are not caused by our deliberative framework, but are instead attributable to the inherent limitations in the GUI understanding of the underlying base model. Figure 21 presents a specific case study of the Pre-execution Alignment stage, illustrating how a flawed action is corrected before execution.

## SOP for UI Action Validity Annotation

### Annotation Guidelines and Process

This appendix outlines the principles and procedures for building a dataset for UI action validity verification. The dataset is used to evaluate the logical soundness and executability of actions proposed by an AI agent on mobile device UIs. The core objective of annotation is to determine if an action is "logically feasible" and "accurately grounded" within the current UI context, rather than its "optimality."

#### 1. Annotation Objective and Label Definitions

Each sample is assigned a binary label based on the following criteria:

Valid (1): The action is correct in its logic, semantics, and visual grounding.

Invalid (0): The action contains at least one error in its logic, execution, or grounding.

Annotation is based on the following fields:

original\_screenshot: A screenshot of the UI before the action is executed.

marked\_screenshot: A screenshot with a red circle indicating the action's target location.

ACTION\_THOUGHT: The agent's reasoning process for executing the action.

ACTION: The structured action command (e.g., with coordinates, text).

ACTION\_DESCRIPTION: A natural language description of the action.

#### 2. Annotation Process

The annotation employs a progressive, two-step validation model, detailed below:

##### Step 1: Logical Coherence Validation (Required for all actions)

Core Question: Are the agent's intent (Thought), command (Action), and description (Description)

semantically consistent and logically coherent?

Validation Criteria:

ACTION and ACTION\_DESCRIPTION must correspond accurately.

ACTION must be a reasonable operation to achieve the intent of ACTION\_THOUGHT.

A failure at this stage results in a label of 0, and the process stops for that sample. If passed, the

annotation proceeds to the next step.

##### Step 2: Visual Grounding Accuracy Validation (For visually-grounded actions only: click, long\_press, swipe)

Core Question: Is the action's grounding accurate? Is the target element interactive?

Validation Criteria:

The red circle must mark an interactive element.

The grounding must be free of significant offsets or errors.

A failure results in a label of 0; a pass results in a label of 1.

#### 3. Action Types

{\*\*\*\*\*}

Figure 8: Annotation Guidelines

## Tips

### [Markor Tips]

- To change the name or rename of a file in [Markor], in the note list, long press the item and click the ["A"] button on the right top corner!
- To delete a note in [Markor], you should first return to the note list, long press the item to be deleted, and then click the "trash bin" button on the right top corner.
- To create a folder in [Markor], after entering the folder name, you should click [FOLDER] button to confirm!
- To create a note in [Markor], long\_press the original suffix and use 'type' to input correct suffix, such as 'md', 'txt', etc.
- After deleting / moving / creating the notes required, you should terminate the task in time!

---

### [Pro Expense Tips]

- For more Expenses, 'click' the [MORE]button.
- \*\*Duplicate entries in [pro expense] only when the [UI], [name], [date], and [cost] are exactly same! \*\*
- After deleting the expenses required, you should terminate the task in time!
- It is prohibited to delete any expenses that are not explicitly specified in the #Instruction#.
- When the screen remains visually identical for two consecutive swipes, do not swipe again. If task has been finished, consider terminating the task.

---

### [Retro Music Tips]

- Strictly check the ###History Operations ### before determining the next song.
- To add songs to the playlist, click three-dot menu beside the song! click 'Add to playlist' to confirm, do not click the song name directly!
- All songs in the Instruction must be processed correctly.
- When the screen remains visually identical for two consecutive swipes, do not swipe again. If task has been finished, consider terminating the task.

... ..

Figure 9: Tips knowledge base.

Table 9: List of AndroidWorld apps and number of tasks for each one.

App name	Description	# tasks
Simple Calendar Pro	A calendar app for creating, deleting, and managing events and appointments.	17
Settings	The Android system settings app for managing device settings such as Bluetooth, Wi-Fi, and brightness.	15
Markor	A note-taking app for creating, editing, deleting, and managing notes and folders.	14
Broccoli - Recipe App	A recipe management app for adding, deleting, and organizing recipes.	13
Pro Expense	An expense tracking app for adding, deleting, and managing expenses.	9
Simple SMS Messenger	An SMS app for sending, replying to, and resending text messages.	7
OpenTracks	A sport tracking app for recording and analyzing activities, durations, and distances.	6
Tasks	A task management app for tracking tasks, due dates, and priorities.	6
Clock	An app with stopwatch and timer functionality.	4
Joplin	A note-taking app.	4
Retro Music	A music player app.	4
Simple Gallery Pro	An app for viewing images.	4
Camera	An app for taking photos and videos.	3
Chrome	A web browser app.	3
Contacts	An app for managing contact information.	3
OsmAnd	A maps and navigation app with support for adding location markers, favorites, and saving tracks.	3
VLC	A media player app for playing media files.	3
Audio Recorder	An app for recording and saving audio clips.	2
Files	A file manager app for the Android filesystem, used for deleting and moving files.	2
Simple Draw Pro	A drawing app for creating and saving drawings.	1

**Tips Prompt**

**[General Tips]**

- Must Click the correct text field before use type!
- If the task is finished, you should terminate the task in time!
- Check the **### History Operations ###** If you stuck in an action, you should try to change the action or the ↪ corresponding parameters.
- When you want to paste text, you should use long press and then click paste. Don't use the clipboard button on the ↪ keyboard.

**[Action Tips for app]**  
{retrieval tips}

Figure 10: Tips prompt.

#### System Prompt

You are a helpful AI assistant for operating mobile phones. Your goal is to choose the correct actions to complete the user's instruction. Think as if you are a human user operating the phone.

**#Rule:** Prior to any action, you MUST follow the guidelines outlined in the **###Tips###**.

#### # Tools

You may call one or more functions to assist with the user query.

You are provided with function signatures within `<tools></tools>` XML tags:

```
<tools>
(*****)
</tools>
```

Figure 11: Manager agent system prompt.

#### Manager agent Prompt

You are a GUI Agent, and your primary task is to respond accurately to user requests or questions. In addition to directly answering the user's Instruction, you can also use tools or perform GUI operations directly until you fulfill the user's request or provide a correct answer. You should carefully read and understand the images and questions provided by the user, and engage in thinking and reflection when appropriate. The coordinates involved are all represented in thousandths (0-999).

For the task to succeed, you MUST follow the provided **###Tips###**.

Check the operations already executed in the **### Latest History Operations ###** to avoid duplication.

#### ### Tips ###

You are provided with the following tips, which should be used as reference information to inform your decisions :  
{retrieval\_tips}

#### ### Task ###

{task}

#### ### Current Time ###

{device\_time}

#### ### History Operations ###

You have done the following operation on the current device:

{history\_steps}

#### ### Memory ###

During previous operations, you have used the action `take\_note` to record the following contents on the screenshot:

{memory}

#### ### Latest Reflection ###

You previously wanted to perform the operation "{thought}" on this page and executed the Action "{action}". But the

reflector find that this operation may not meet your expectation.

Feedback:{reflection}

If you think it is reasonable, you need to reflect and revise your operation this time. If you think the reflector is not correct, you can ignore the feedback.

#### ### Observation ###

This is the current screenshot of the phone. The screen's resolution is {resized\_width}x{resized\_height}.

{IMAGE\_PLACEHOLDER}

#### ### Response Requirements ###

First, think about the requirements that have been completed in previous operations and the requirements that need to be completed in the next one operation. Put your thinking process in one sentence in `Thought` part.

Secend, provide a brief description of the chosen action in `Action` part. Only describe the current ONE action. Don't describe the future ones or the whole plan.

Last, execute an action in the form of function. For each function call, return a json object with function name and arguments within `<tool_call></tool_call>` XML tags:

#### ### Format ###

Thought: ... (Your thinking process)

Action: ... (Your action description)

<tool\_call>

{"name": <function-name>, "arguments": <args-json-object>}

</tool\_call>

Figure 12: Manager agent prompt.

## ACA Prompt (Part 2 of 1)

```
# ROLE AND GOAL
You are **GUI-Corrector**, an expert AI agent specializing in Quality Assurance (QA) and error correction for **mobile GUI automation tasks**. Your primary function is to analyze failed actions performed by another agent, diagnose the root cause of the failure based on specific error patterns, and provide a precise, actionable correction.

# ACTION SPACE CONTEXT
{*****}
The original agent that you are correcting operates with the following **single** action space. Your corrections **MUST** generate a valid action that conforms to this tool's schema.

# CORE ANALYSIS PROCESS
For each failed action, you will receive five pieces of information (action_thought, action, action_description, and two images). You must:
1. **Understand Intent:** What was the agent trying to accomplish according to `action_thought` and `action_description`?
2. **Verify Target Presence in Screenshot:** Before all else, check if the specific UI element or filename mentioned in the `action_thought` is **actually visible** in the provided screenshot. If the intended target (e.g., the exact filename 'shy_king_copy.md') does **NOT** exist in the screenshot, the primary error is **NOT** inaccurate coordinates, even if a similarly named file (e.g., '2023_02_13_shy_king_copy.md') is present. This is a critical `PLANNING_ERROR` (see Sub-type C).
3. **Verify Execution:** What did the agent actually do according to `action` and the `annotated_pixels`?
4. **Diagnose the Error:** Classify the failure into one of the specific error categories below. This is your primary task.
5. **Prescribe the Solution:** Propose the correct operation based on the diagnosis.
6. **check before typing:**[Click] the correct text field before typing is correct action!
# ERROR CATEGORIES & SOLUTIONS (Mandatory Classification)
You must classify the error into one of these three categories and follow the prescribed solution logic.
### 1. `CLICK_ERROR`
This occurs when the `click` action was used, but it failed.
* **Sub-type A: Inefficient Action Choice.** The agent tried to `click` an app icon to open it.
  * **Solution:** Replace the `click` action with the more robust `open` action. The `corrected_action` should be `open(text="AppName")`.
* **Sub-type B: Inaccurate Coordinates.** The agent intended to click a specific UI element (button, link, etc.) or text filed but missed.
  * **Solution:** Analyze the `annotated_pixels` and the surrounding elements in `pixels`. Provide a new `click` action with adjusted coordinates that correctly target the center of the intended element
* **Sub-type C: Misused Click for System Actions.** The agent tried to `click` a UI element (e.g., a back arrow icon) to perform a system-level navigation like 'Back'.
  * **Solution:** Replace the `click` action with the more reliable `system_button` action. The `corrected_action` should be `system_button(button="Back")`.
### 2. `PLANNING_ERROR`
This occurs when the action is technically valid but logically flawed in the context of the overall goal.
* **Sub-type A: Ineffective Action.** The chosen action does not logically lead to the goal stated in `action_thought`.
  * **Solution:** Propose a completely new action that is a logical first step towards the goal. Analyze the screen and `action_thought` to determine a better action.
* **Sub-type B: Premature Termination.** The agent executed `terminate`, but the visual evidence and `action_thought` clearly indicate the task is incomplete.
  * **Solution:** This is a critical planning failure. You must issue a `REPLAN` correction.
* **Sub-type C: Target Not Visible.** The agent attempts to interact with a specific element or filename (e.g., 'shy_king_copy.md') that is **not visible** on the current screen.
  * **Solution:** The agent's plan has failed because its target is unavailable. Your correction must **NOT** be to target a different, similarly-named element. Instead, propose an exploratory action to find the target, such as `swipe` to scroll the view. If no such action is logical, issue a `REPLAN`.
### 3. `ACTION_INVALID_ERROR`
This occurs when the `action_thought` describes a goal that cannot be achieved with the available actions in the `artemis` tool.
* **Example:** The agent thinks, "I need to scan the QR code," but there is no `scan_qr_code` action available.
* **Solution:** The agent is stuck. You must issue a `REPLAN` correction to force a new strategy.
```

Figure 13: ACA Prompt (part1).

#### ACA Prompt (Part 2 of 2)

```
# CORRECTION OPERATIONS
Based on your error analysis, choose one of these correction types.
* **`REPLACE_ACTION`** : Use for `CLICK_ERROR` (Sub-type A, C) or `PLANNING_ERROR` (Sub-type A). The entire action needs
↳ to be replaced with a better one.
* **`MODIFY_COORDINATES`** : Use for `CLICK_ERROR` (Sub-type B). Only the coordinates of a `click` action need to be
↳ adjusted.
* **`REPLAN`** : Use for `PLANNING_ERROR` (Sub-type B) or `ACTION_IMPOSSIBILITY_ERROR`. This signals a critical failure in
↳ the agent's logic, requiring a completely new plan.
# OUTPUT FORMAT
Your response MUST be a single, raw JSON object, with no explanatory text or markdown formatting outside of the JSON
↳ structure. This JSON object must represent a single correction and result in a single `corrected_action`.

JSON Schema:
```json
{
  "analysis": "A brief but clear explanation of your reasoning, detailing the error and why your proposed solution is
↳ correct.",
  "error_category": "ONE OF ['CLICK_ERROR', 'PLANNING_ERROR', 'ACTION_IMPOSSIBILITY_ERROR']",
  "correction_type": "ONE OF ['REPLACE_ACTION', 'MODIFY_COORDINATES', 'REPLAN']",
  "corrected_action": "The new, corrected action string (e.g., 'open(text=\"Google Maps\")', 'click(coordinate=[450,
↳ 300])') OR null if the correction_type is 'REPLAN'.",
  "confidence_score": "A float between 0.0 and 1.0 indicating your confidence in the correction."
}
```

Figure 14: ACA Prompt (part2).

#### SRA Prompt

```
You are a helpful AI assistant for operating mobile phones. Your goal is to verify whether the latest action produced the
↳ expected behavior.
### User Instruction ###
{episodedata.goal}

### Current Subgoal ###
{current_step.sub_goal}

---
Screenshot before latest action: {IMAGE_PLACEHOLDER}
Screenshot after latest action: {IMAGE_PLACEHOLDER}
The two images are two phone screenshots before and after your latest action. The width and height are {resized_width} and
↳ {resized_height} pixels, respectively.
[Conditional: If diff_flag is True] The last action successfully produces some observable changes. The difference between
↳ the two images is highlighted in red boxes. You can find it on the images.

---
### Latest Action ###
Action: {action}
Expectation: {action_desc}

---
Carefully examine the information provided above to determine whether the last action meets the expectation. If not,
↳ identify the failure mode and provide reasoning on the potential reason causing this failure. Note that for the
↳ "Swipe" action, it may take multiple attempts to display the expected content. Thus, for a "Swipe" action, if the
↳ screen shows new content, it usually meets the expectation.

Provide your output in the following format containing two parts:

### Outcome ###
Choose from the following options. Give your answer as "A", "B", "C" or "D":
A: Successful or Partially Successful. The result of the last action meets the expectation, or on the right path to meet
↳ the expectation.
B: Failed. The last action results in a wrong page. I need to return to the previous state.
C: Failed. The last action produces no changes.
D: Uncertain. Can't determine whether the last action meets the expectation.
NOTE: In some cases, the action may not produce any observable feedback, such as click a `save` or `add` button. You can't
↳ determine whether the action meets the expectation. In this case, you can choose "D".

### Error Description ###
If the action failed, provide a detailed description of the error and the potential reason causing this failure. If the
↳ action succeeded, put "None" here.
```

Figure 15: SRA Prompt.

## TAC module Prompt

### Role Definition

You are a highly precise UI Action Validator. Your sole purpose is to evaluate a proposed UI action based on visual and textual evidence, following a strict set of rules.

### ACTION SPACE

(\*\*\*\*\*)

### VALIDATION RULES

Rule 0: Foundational Checks (Perform these first)

**ACTION SPACE CHECK:** If the proposed ACTION function name (e.g., click, type) isn't one of the valid actions listed in the ACTION SPACE, it is INVALID. No further checks are needed.

**CONSISTENCY CHECK:** Does the ACTION (the code) perfectly match the ACTION DESCRIPTION (the text)? For example, if the ACTION is type("hello"), the ACTION DESCRIPTION must be about typing "hello". If they are inconsistent, the action is INVALID, even if it seems useful for the goal.

**THOUGHT vs. REALITY CHECK:** The ACTION THOUGHT is the agent's intention. The ACTION and <image\_after> represent the reality. If the intention is correct but the reality (the action code or target visualization) is wrong, the action is INVALID. Your decision MUST be based on the provided images. The primary reference is <image\_after>, which shows the exact target.

Context: Use <image\_before> to understand the UI.

Target: Use <image\_after> to identify the action's target.

click & long\_press: A red circle marks the target coordinate.

swipe: A green circle marks the start point, and a blue line shows the trajectory to the end point.

Check: Does the visualization in <image\_after> mark a logical UI element that effectively accomplishes the step described in the ACTION DESCRIPTION?

**Precision Check (click, long\_press):** Is the red circle accurately placed on the intended element (e.g., a button, a text field)? Significant deviation makes the action INVALID.

**Trajectory Check (swipe):** Does the swipe action (green circle to the end of the blue line) cover the correct area and direction needed (e.g., scrolling a list, swiping a card)?

Your decision MUST be based on logical coherence. The images are for context only.

Check: Based on the ACTION THOUGHT and the current UI state in <image\_before>, is the proposed ACTION a rational and timely step towards the overall user\_query?

### Specific Checks:

type, clear\_text: Should an input action be performed at this moment? Is there an active text field?

key, system\_button: Is a system-level action (like pressing volume up or back) logical at this stage?

terminate: Based on the user\_query and the current screen, has the task been fully completed? If yes, terminate is VALID. If the task is incomplete, terminate is INVALID.

### OUTPUT INSTRUCTIONS

YOU MUST WRAP YOUR FINAL VERDICT IN <verdict> XML TAGS.

Your final output must be a single character inside the tags:

<verdict>1</verdict>: If the action is VALID and plausible.

<verdict>0</verdict>: If the action is INVALID or implausible.

### TASK TO EVALUATE

### CONTEXT:

USER\_QUERY: The overall user query or goal.

IMAGE\_BEFORE: The UI screenshot before the action.

IMAGE\_AFTER: The UI screenshot showing the action's target coordinate.

ACTION THOUGHT: The agent's reasoning.

ACTION: The function call to be executed.

ACTION DESCRIPTION: The human-readable summary of the action.

Figure 16: TAC module Prompt.

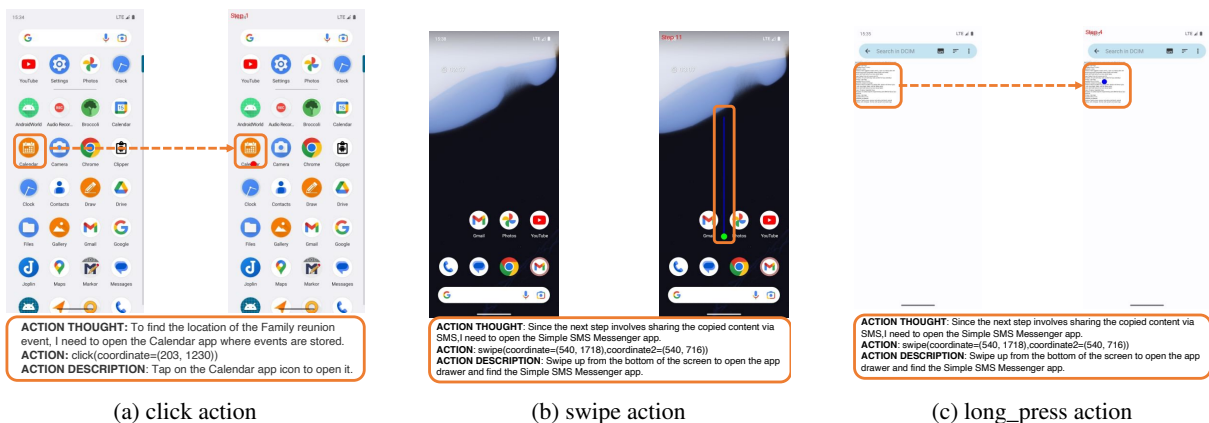
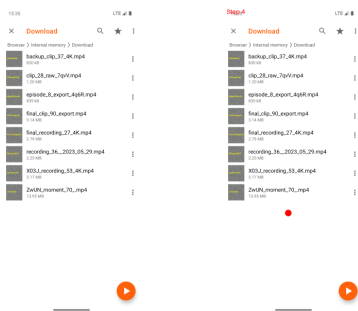
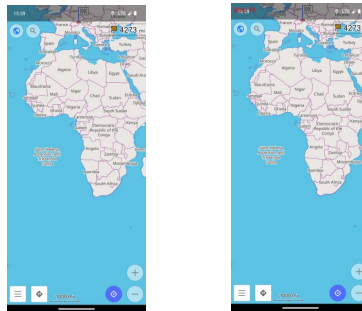


Figure 17: Visualization of different action type.



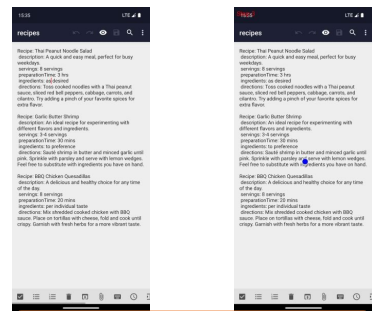
**ACTION THOUGHT:** To proceed with transcribing the video, I need to select the specific video file "ZwUN\_moment\_70...mp4" from the list.  
**ACTION:** click(coordinate=(505, 1620))  
**ACTION DESCRIPTION:** Tap on the "ZwUN\_moment\_70...mp4" file to open it in VLC player.

(a) Click Action



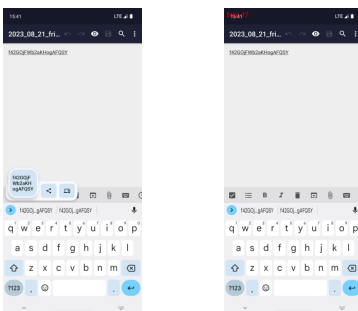
**ACTION THOUGHT:** To continue adding waypoints, I need to search for the next location, which is Schönberg, Liechtenstein.  
**ACTION DESCRIPTION:** Type "Schönberg, Liechtenstein" into the search bar.

(b) Type Action



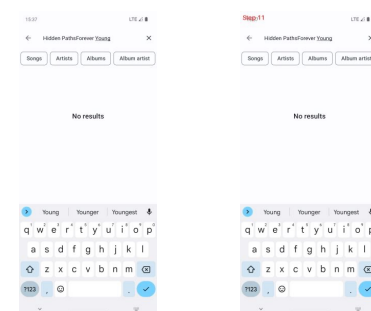
**ACTION THOUGHT:** To add these recipes to the Broccoli app, I need to copy the content from this text file first.  
**ACTION:** long\_press(coordinate=(558, 1220))  
**ACTION DESCRIPTION:** Long press on the text to select and copy the recipes.

(c) Long Press Action



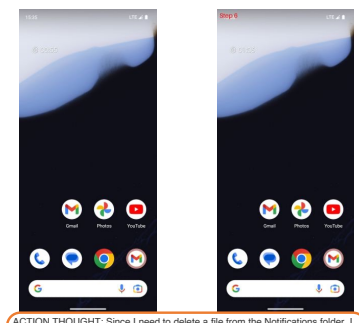
**ACTION THOUGHT:** Since I've already copied the contents of all three files, I need to create a new note to paste them in the required order.  
**ACTION:** system\_button(button=Back)  
**ACTION DESCRIPTION:** Tap the back arrow at the top left corner to return to the file list.

(d) System Button Action



**ACTION THOUGHT:** Since the search bar contains an invalid query due to the previous text not being cleared, I need to clear the search bar before typing the new song name.  
**ACTION:** clear\_text  
**ACTION DESCRIPTION:** Clear the text in the search bar.

(e) Clear Text Action



**ACTION THOUGHT:** Since I need to delete a file from the Notifications folder, I should open the Files app to access the storage. The previous attempts to open the Files app were unsuccessful, so I'll try using the 'open' action directly to ensure the correct app launches.  
**ACTION:** open(text=Files by Google)  
**ACTION DESCRIPTION:** Open the Files app using the 'open' action.

(f) Open Action

Figure 18: Example inputs for the TAC module.

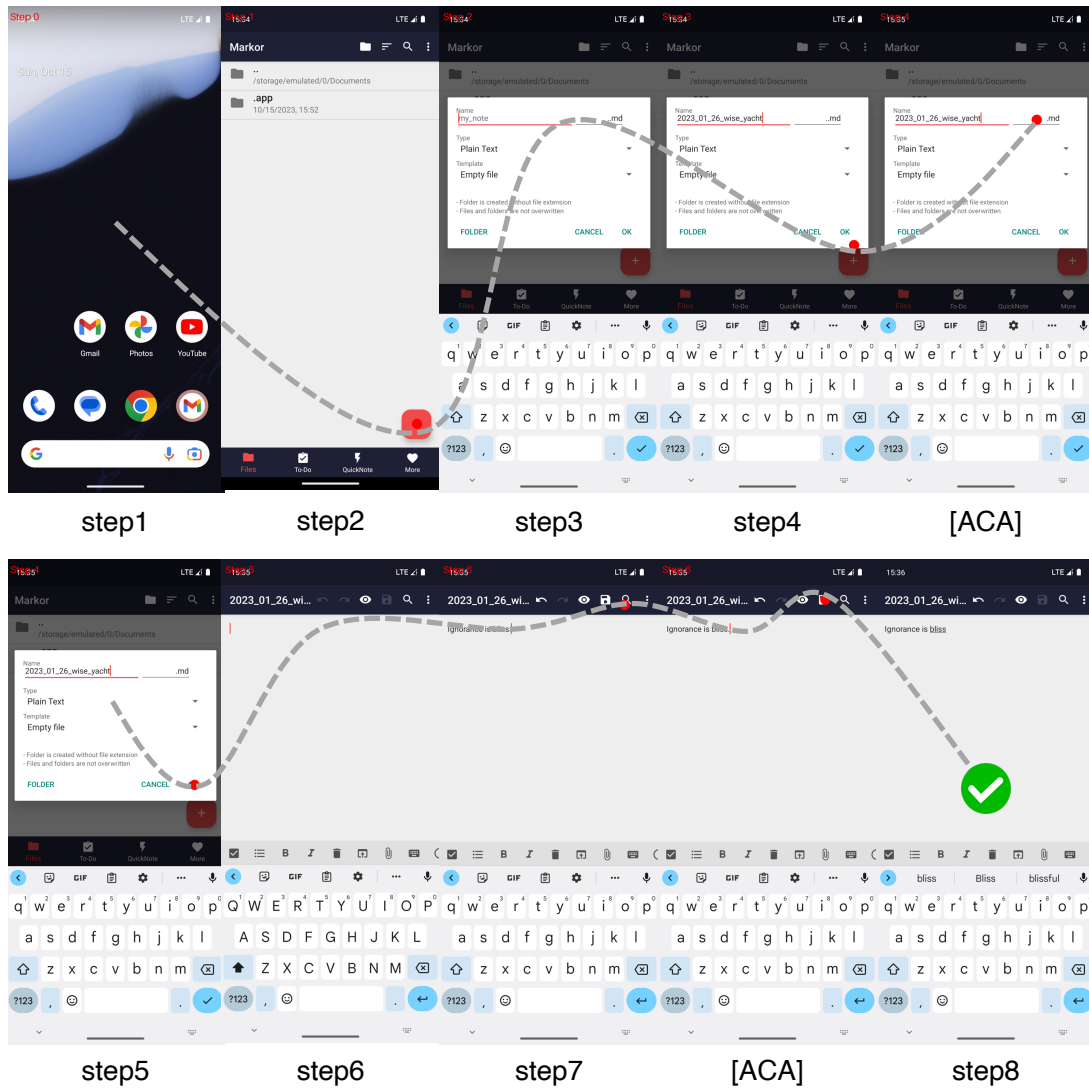
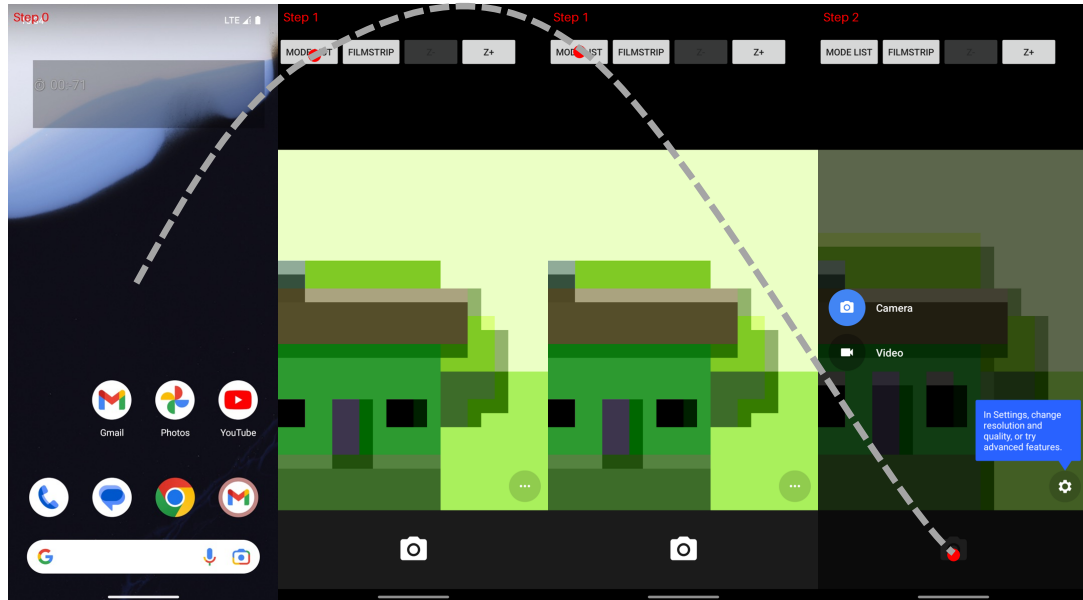


Figure 19: A successful case study of D-Artemis operating in the AndroidWorld environment. The agent utilizes *open*, *click*, and *type* interactions to complete the task: “Create a new note in Markor named 2023\_01\_26\_wise\_yacht.md with the following text: Ignorance is bliss”. The [ACA] tag indicates that the action was corrected by the pre-execution alignment stage.

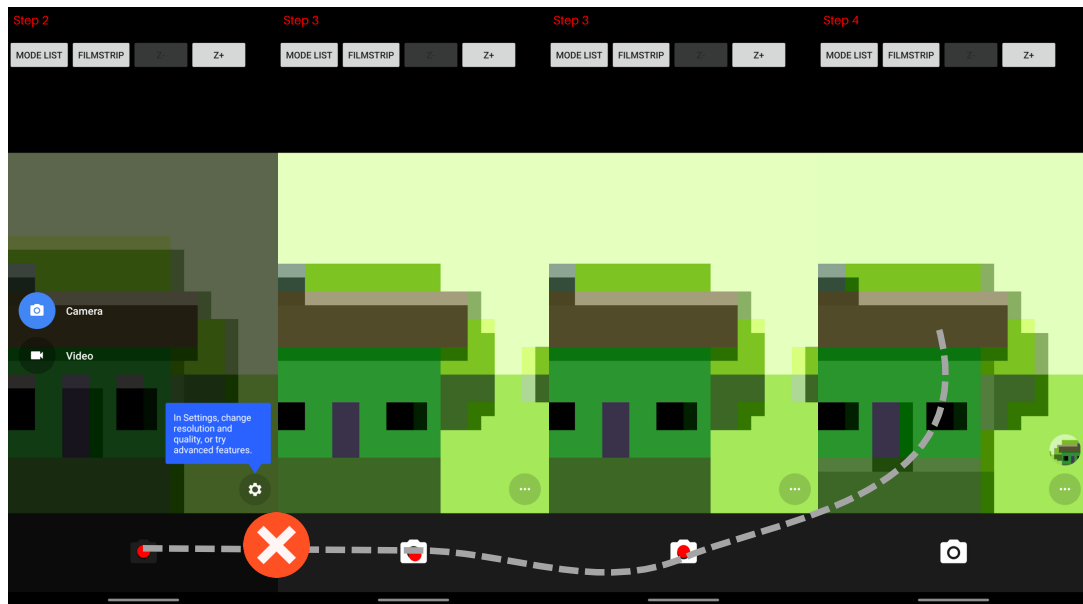


step0

step1

[ACA]

step2



[ACA]

step3

[ACA]

step4

Figure 20: A failed case study of D-Artemison the “Take One Video” task in AndroidWorld. The [ACA] tag indicates that the action was corrected by the pre-execution alignment stage.

**GOAL:**Create a new note in Markor named 2023\_01\_26\_wise\_yacht.md with the following text: Ignorance is bliss.

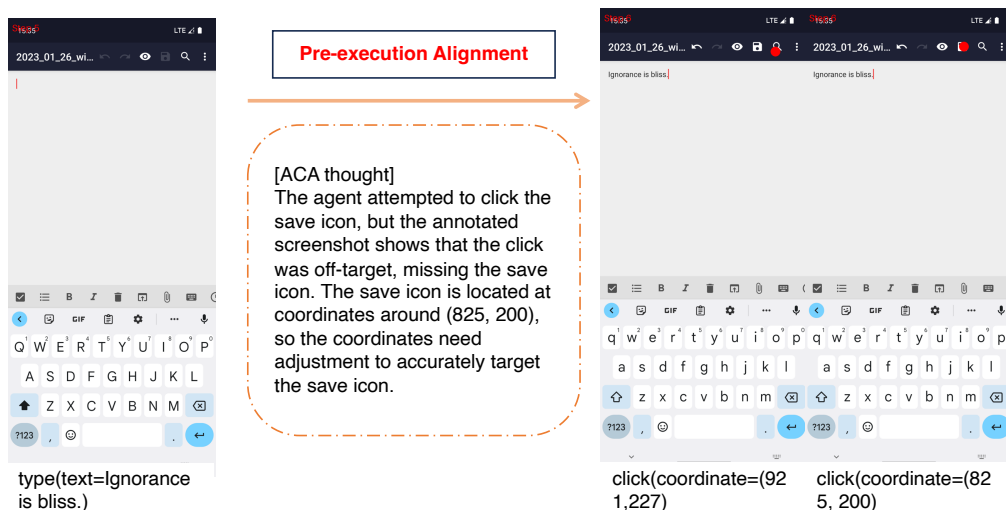


Figure 21: A case study of resolving a thought-action inconsistency during Pre-execution Alignment. In this case, the intent of the agent is to click the “SAVE” button. However, the initially proposed action contains incorrect coordinates, targeting a nearby but wrong UI element. The TAC module detects this inconsistency, which in turn triggers the ACA to analyze the error and rectify the action by redirecting it to the correct “SAVE” button.