
MF-LAL: Drug Compound Generation Using Multi-Fidelity Latent Space Active Learning

Peter Eckmann¹, Dongxia Wu¹, Germano Heinzelmann², Michael K Gilson³, Rose Yu¹

¹ Dept. of Computer Science and Engineering, University of California San Diego, United States

² Departamento de Física, Universidade Federal de Santa Catarina, Brazil

³ Skaggs School of Pharmacy and Pharmaceutical Sciences, University of California San Diego, United States
peckmann@ucsd.edu, mgilson@health.ucsd.edu, roseyu@ucsd.edu

Abstract

Current generative models for drug discovery primarily use molecular docking as an oracle to guide the generation of active compounds. However, such models are often not useful in practice because even compounds with high docking scores do not consistently show experimental activity. More accurate methods for activity prediction exist, such as molecular dynamics based binding free energy calculations, but they are too computationally expensive to use in a generative model. To address this challenge, we propose Multi-Fidelity Latent space Active Learning (MF-LAL), a generative modeling framework that integrates a set of oracles with varying cost-accuracy tradeoffs. Unlike previous approaches that separately learn the surrogate model and generative model, MF-LAL combines the generative and multi-fidelity surrogate models into a single framework, allowing for more accurate activity prediction and higher quality samples. We train MF-LAL with a novel active learning algorithm to further reduce computational cost. Our experiments on two disease-relevant proteins show that MF-LAL produces compounds with significantly better binding free energy scores than other single and multi-fidelity approaches. The code is available at <https://github.com/Rose-STL-Lab/MF-LAL>.

1 Introduction

Generative models for *de novo* drug design have gained significant interest in machine learning for their promised ability to quickly generate new compounds for specific applications. However, generating compounds with real-world biological activity remains a fundamental challenge [Handa et al., 2023, Coley et al., 2020]. One of the main difficulties is the computational evaluation of compound-protein binding affinities. The generated compounds are often highly novel, so an activity predictor trained with existing experimental data is insufficient due to poor out-of-distribution generalization [Chatterjee et al., 2023, Ji et al., 2022]. Instead, physics-based methods that model 3D interactions between compound and target are commonly used.

Due to its speed, molecular docking is the prevalent physics-based method to evaluate novel compounds by generative models [Eckmann et al., 2022, Jeon and Kim, 2020, Lee et al., 2023, Noh et al., 2022, Fu et al., 2022, Peng et al., 2022, Guan et al., 2023a,b]. However, docking is a relatively poor predictor of activity [Pinzi and Rastelli, 2019, Handa et al., 2023, Coley et al., 2020, Feng et al., 2022], so it would be desirable to apply more accurate binding free energy calculation techniques [Pinzi and Rastelli, 2019, Feng et al., 2022]. These techniques, based on molecular dynamics simulations, are currently considered the most reliable approach to predict affinity [Moore et al., 2023, Cournia et al., 2021]. However, they have not been used by generative models due to their high computational cost [Thomas et al., 2023], with a single compound-protein pair taking hours to days to simulate on

a powerful computer [Wan et al., 2020]. Thus, neither docking nor binding free energy techniques alone can guide the real-world application of generative models.

Multi-fidelity surrogate models aim to fuse multiple data sources as oracles spanning a range of accuracy and cost [Fernández-Godino et al., 2016]. They are frequently learned using an active learning approach, where a model selects or generates queries that it is most uncertain about to send to a chosen oracle [Ren et al., 2021]. The results from the oracle are then added to the training data of the model. We will focus on “query synthesis” approaches [Angluin, 1988], where the model generates its own queries to send to the oracles, speeding up learning compared to approaches that query oracles with samples from a fixed candidate set.

Combining docking (low fidelity) and binding free energy (high fidelity) using multi-fidelity surrogate models holds promise to make generative models more practical. Yet, the use of multi-fidelity methods in drug discovery has been limited. Prior work from Hernandez-Garcia et al. [2023] uses a generative model to generate query compounds with high acquisition function values computed by a *separate* multi-fidelity surrogate model. However, since we want to generate query compounds to send to oracles at multiple fidelity levels, the distribution of optimal query compounds may differ across fidelities. A separate generative model is not aware of such differences across fidelity levels, hence it cannot send queries to the multi-fidelity oracles efficiently.

We aim to address the problem of multi-fidelity generation with Multi-Fidelity Latent space Active Learning (MF-LAL), an integrated framework for compound generation using multi-fidelity active learning. Instead of separating the generative model and surrogate model, we perform surrogate modeling and generation together at each fidelity level using a sequence of hierarchical latent spaces. This improves the quality of generated queries because there is a separate latent space and decoder specialized for each fidelity, and improves surrogate modeling and inter-fidelity information passing because each latent space can be organized for predicting at just that level. We use both docking and binding free energy methods as oracles in our multi-fidelity environment to achieve a favorable trade-off between cost and accuracy. In summary,

- we introduce a novel multi-fidelity surrogate and generative modeling framework, **MF-LAL**, which integrates data from multiple fidelity levels to generate high-quality samples at the highest fidelity (binding free energy).
- we employ an active learning approach with a novel query generation technique that ensures compounds generated at higher fidelities also scored well at lower fidelities, improving the quality of generated samples.
- we evaluate MF-LAL and baseline methods on a real-world problem setting involving optimizing the binding free energy of compounds against two disease-relevant human proteins, and find that MF-LAL generates compounds with significantly better scores than baselines.

2 Related Work

2.1 Molecular generative models

Generative models in drug discovery have gained much interest for their ability to quickly generate compounds with desired properties [Paul et al., 2021]. Early works [Jin et al., 2018, Gómez-Bombarelli et al., 2018, You et al., 2018] focus on properties such as the octanol-water partition coefficient (logP) or quantitative estimate of drug-likeness (QED), which are of very limited practical utility [Coley et al., 2020, Xie et al., 2021]. More recently, there has been an understanding that the binding affinity to a targeted protein is much more relevant for practical drug discovery [Xie et al., 2021, Eckmann et al., 2022, Fu et al., 2022].

One approach to guide generative models in optimizing compound binding affinity is to use an oracle for compound evaluation. This oracle can be applied to reinforcement learning [Jeon and Kim, 2020, Fu et al., 2022, Mazuz et al., 2023], VAEs [Eckmann et al., 2022, Noh et al., 2022], genetic algorithms [Spiegel and Durrant, 2020, Fu et al., 2022], diffusion models [Lee et al., 2023, Hooeboom et al., 2022, Wu et al., 2024], or other generative frameworks Zhu et al. [2024]. All of them use docking software, such as AutoDock [Morris et al., 2009], as the oracle, because it is the only reasonably fast option. However, docking is known to be inaccurate [Pinzi and Rastelli, 2019], and compounds with

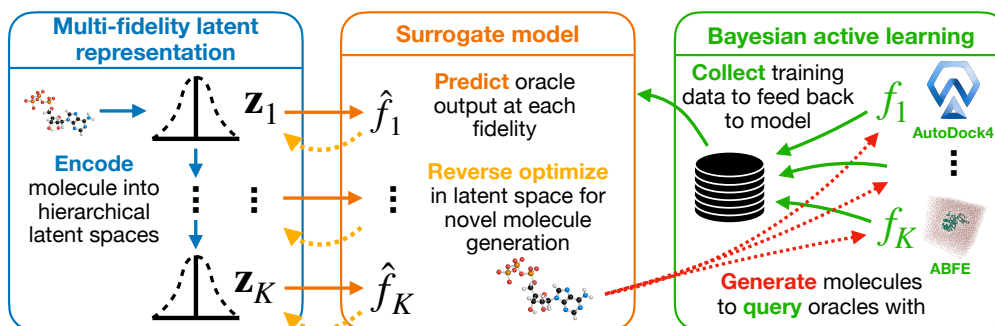


Figure 1: Overview of Multi-Fidelity Latent space Active Learning (MF-LAL).

high docking scores do not consistently show experimental activity [Handa et al., 2023, Coley et al., 2020, Feng et al., 2022].

Molecular dynamics-based binding free energy calculations are much more accurate than docking [Moore et al., 2023, Cournia et al., 2021], but have not yet been applied to *de novo* generative drug design due to their high computational cost [Thomas et al., 2023]. While Ghanakota et al. [2020] use binding free energy calculations in combination with a molecular generative model, they focus on the optimization of an existing known lead compound. This allows them to rely on much cheaper relative binding free energy calculations, as opposed to the absolute binding free energy (ABFE) calculations needed for *de novo* design [Cournia et al., 2017].

Structure-based generative models are trained on 3D structures of protein-ligand pairs, and aim to predict a 3D ligand that fits in a given protein pocket with high binding affinity. Techniques include autoregressive generation [Peng et al., 2022] and diffusion modeling [Guan et al., 2023a,b]. Despite not needing an oracle like docking during the generation process, the generated compounds are still evaluated with docking as a post-processing step. This means structure-based generative models do not avoid the issue of inaccurate binding affinity prediction.

2.2 Multi-fidelity surrogate modeling

Multi-fidelity modeling methods aim to fuse multiple data sources of variable accuracy and cost [Fernández-Godino et al., 2016], and are widely used in scientific fields for surrogate modeling and uncertainty quantification [Brevault et al., 2020]. A popular choice of surrogate model is a Gaussian process (GP), which performs well in low data settings and produces well-calibrated uncertainty estimates [Brevault et al., 2020]. One such technique to apply GPs to multi-fidelity modeling is described by Wu et al. [2020], where a downsampling kernel is used to output predictions at each fidelity level. Other multi-fidelity surrogate modeling approaches utilize neural processes [Wang and Lin, 2020, Wu et al., 2022, 2023, Niu et al., 2024] and ordinary differential equations [Li et al., 2022] as an alternative to GPs.

Multi-fidelity models are frequently trained in an active learning fashion, where one uses an estimate of a model’s uncertainty to most efficiently acquire more datapoints from an oracle [Ren et al., 2021]. In the multi-fidelity setting, this means iteratively querying across both the sampling space and each different fidelity oracle [Li et al., 2020, Hernandez-Garcia et al., 2023]. Traditional active learning involves selecting from a fixed candidate set with the highest acquisition function value to query oracles with, which limits the training set to only existing samples. It also limits how much the model can learn with each query, since the maximally informative sample may not be present in the candidate set. Query synthesis approaches [Angluin, 1988] have been proposed to avoid this problem by using a generative model to generate new queries. Hernandez-Garcia et al. [2023] have applied these ideas to drug discovery problems by training a generative model to optimize the acquisition function computed by a separate multi-fidelity surrogate model, which does not take into account the different distributions of optimal query compounds at each fidelity.

3 MF-LAL

We introduce Multi-Fidelity Latent space Active Learning (MF-LAL), an integrated framework for compound generation using multi-fidelity Bayesian active learning. An overview of our framework is shown in Figure 1. We encode molecules into a hierarchy of latent spaces (left panel), one for each fidelity, and learn surrogates that predict the oracle output based on the latent vectors (middle panel). These oracles are used to reverse optimize in the latent spaces to generate new compounds with high predicted scores. The generated molecules are fed to an oracle at a chosen fidelity in an active learning loop, the output of which is used to re-train the latent representation and surrogate models (right panel). After training, we use the surrogates to reverse optimize in the highest fidelity latent space and generate compounds with high property scores at the highest fidelity. See Appendix A for details of our model and a diagram of the network architecture.

3.1 Learning multi-fidelity latent representations

Problem setup. A multi-fidelity environment consists of a set of oracles $\{f_1, \dots, f_k, \dots, f_K\}$ that predict a property of interest, where the accuracy and cost of the predictions increase with the fidelity level k . We have a multi-fidelity dataset \mathcal{D} consisting of K distinct sets of molecules, one for each fidelity, $\mathcal{D} = \{\{x_1^{(i)}, y_1^{(i)}\}_{i=1}^{N_1}, \dots, \{x_K^{(i)}, y_K^{(i)}\}_{i=1}^{N_K}\}$. Each $y_k^{(i)} = f_k(x_k^{(i)})$ is the result from querying oracle k with molecule $x_k^{(i)}$. The molecules are drawn from unknown distributions p_1^*, \dots, p_K^* . We aim to approximate these distributions using generative models $p_{\theta_1}, \dots, p_{\theta_K}$ with parameters $\theta_1, \dots, \theta_K$. Note that $p_1^* \neq \dots \neq p_K^*$, meaning we must learn separate generative models for each fidelity level, as opposed to previous approaches that learn a single generative model for all fidelities.

Latent representation. To learn the generative models, we first learn an encoding of the input molecule to the lowest fidelity latent space. Specifically, we use a single probabilistic encoder q_ϕ parameterized by ϕ that encodes a molecule x into mean and variance vectors μ_1 and σ_1 . The latent vector $\mathbf{z}_1 \sim \mathcal{N}(\mu_1, \sigma_1)$, corresponding to the first (lowest) fidelity, is sampled from the resulting distribution. Since we want a separate latent space at each fidelity level, we define a set of probabilistic networks $h_{\xi_1}(\mathbf{z}_1), \dots, h_{\xi_{K-1}}(\mathbf{z}_{K-1})$ with parameters ξ_1, \dots, ξ_{K-1} that pass information between latent spaces. Specifically, h_{ξ_k} takes the vector \mathbf{z}_k as input and outputs a mean and variance vector in the subsequent latent space, μ_{k+1}, σ_{k+1} . We sample from this distribution to obtain latent vector \mathbf{z}_{k+1} , i.e. $\mathbf{z}_{k+1} \sim \mathcal{N}(\mu_{k+1}, \sigma_{k+1})$. We also define a set of probabilistic decoder networks $p_{\theta_1}(\cdot|\mathbf{z}_1), \dots, p_{\theta_K}(\cdot|\mathbf{z}_K)$ to reconstruct the original molecule x from the latent vectors. The use of a specialized decoder for each fidelity level improves reconstruction quality compared to previous methods that only use one, thus making the generated samples more tailored for their fidelity level.

We represent molecules using SELFIES strings [Krenn et al., 2020]. The encoder and decoder of MF-LAL are fully-connected neural networks that use a flattened, one-hot encoded SELFIES string. See Table 2 for comparison with other encoder and decoder designs.

Surrogate modeling. In order to generate molecules with high property scores, we aim to learn differentiable surrogates $\hat{f}_1, \dots, \hat{f}_K$ that approximate the oracles and use them for reverse optimization in the latent spaces. Each surrogate \hat{f}_k maps from its corresponding latent vector \mathbf{z}_k to an estimate of f_k . We use gradient-based optimization to find a point in a given latent space that has a high property score predicted by the surrogate, which can then be decoded to a molecule [Gómez-Bombarelli et al., 2018]. The h_{ξ_k} networks, which pass information between latent spaces, allow us to re-use information learned about the molecule’s binding properties at lower fidelities to aid in prediction at the higher fidelities without having to re-learn it using large amounts of high-fidelity data. This is because training the surrogate models organize each latent space [Tevosyan et al., 2022] for property prediction at that level, and so the latent vectors contain information about the binding properties useful for predicting the oracle output that can then be passed to higher fidelities. Additionally, the use of separate latent spaces for each fidelity level, as opposed to previous approaches that use only a single latent space shared across all levels, improves surrogate modeling performance because each latent space can be organized for prediction at just that level.

We use stochastic variational Gaussian process models (SVGPs, [Hensman et al., 2015]) with parameters $\lambda_1, \dots, \lambda_K$ for the surrogates. We chose SVGPs for their speed of training and ability to train with minibatches. Specifically, \hat{f}_k is given by $\hat{f}_k \sim \mathcal{GP}(m_{\lambda_k}(x), \Sigma_{\lambda_k}(x, x'))$ where $m(x)$ and $\Sigma(x, x')$ are the mean and covariance kernels of the SVGP. To train the model, we jointly minimize the evidence lower bound (ELBO) [Kingma and Welling, 2013] of the latent encodings and marginal log likelihood (MLL) of the GP models. Given a training molecule x and associated oracle output y at fidelity k , we minimize

$$L(\phi, \xi_{k-1}, \theta_k, \lambda_k; k, x, y) = \mathbb{E}_{\mathbf{z}_k \sim g(\cdot|x)} \log \frac{p_{\theta_k}(x|\mathbf{z}_k)}{g(\mathbf{z}_k|x)} + \int p(y|\hat{f}_k(x))p(\hat{f}_k(x)|x)d\hat{f}_k, \quad (1)$$

where $g(\mathbf{z}_k|x) = \begin{cases} q_{\phi}(\mathbf{z}_k|x) & \text{if } k = 1 \\ h_{\xi_{k-1}}(\mathbf{z}_{k-1}) & \text{else} \end{cases}$

where the first term is the ELBO and the second is the MLL of the GP. While the loss is only evaluated at fidelity k , it is backpropagated through to all lower fidelities. Additionally, in our implementation, we approximate the MLL GP loss using the ELBO [Hensman et al., 2015] for improved scalability.

3.2 Bayesian active learning for sample-efficient training

Algorithm 1 Active learning for MF-LAL

Require: a multi-fidelity dataset \mathcal{D} consisting of a set of initial training examples, number of compounds to generate to generate at lower fidelities M

- 1: $k \leftarrow 1$
- 2: **while** computational budget is not exceeded **do**
- 3: train model on data \mathcal{D} (Eq. 1)
- 4: $x \leftarrow \text{generateHighScoringCompounds}(k, M, 1)$ (Algorithm 2)
- 5: query $f_k(x)$ and save result in y
- 6: $\mathcal{D}_k \leftarrow \mathcal{D}_k \cup \{(x, y)\}$
- 7: **if** $k < K$ **and** $\Sigma_{\lambda_k}(q_{\phi}(x)) < \gamma_k$ **then**
- 8: $k \leftarrow k + 1$
- 9: **end if**
- 10: **end while**

Training a multi-fidelity surrogate model requires significant computational resources, especially to gather data at the highest fidelity level. Instead of passively collecting training data, we develop a Bayesian active learning approach to efficiently query the oracles, allowing us to make fewer queries to the most expensive oracles. As show in Algorithm 1, our active learning cycle consists of first generating a molecule to query at a chosen fidelity, querying the oracle to obtain the property score, appending the result to the dataset, and then retraining the model. We repeat the process until some computational budget is reached.

Similar to Kandasamy et al. [2016], we start with only querying the oracle at the lowest fidelity level $k = 1$ and increase to higher fidelities when the model’s uncertainty falls below certain thresholds. We use the posterior variance of the GP surrogate Σ_{λ_k} to measure the model’s uncertainty. Specifically, during active learning, we repeatedly generate a latent vector \mathbf{z}_k at fidelity k that decodes to a query compound. If $\Sigma_{\lambda_k}(\mathbf{z}_k) < \gamma_k$, where γ_k is the uncertainty threshold, then we permanently increment k by one for all subsequent queries. Otherwise, k remains the same. Once at the highest fidelity, we keep running active learning until some computational budget is reached. We use this stepwise approach to ensure all surrogates have enough training data to make accurate predictions in high property areas of the latent spaces, thus leading to high property compounds being generated.

We generate query molecules from the latent space using the upper confidence bound [Auer, 2002] as the acquisition function. The method we use to generate molecules is described later in Section 3.3. To ensure that generated compounds remain similar to the training set of drug-like molecules, we also add an L2 regularization term on the latent vector. The acquisition function is thus given by

$$a(\mathbf{z}_k^{(i)}, k) = m_{\lambda_k}(\mathbf{z}_k^{(i)}) + \beta \Sigma_{\lambda_k}(\mathbf{z}_k^{(i)}) - \|\mathbf{z}_k^{(i)}\|_2^2 \quad (2)$$

where $\mathbf{z}_k^{(i)}$ is a point in latent space k and β is an exploration hyperparameter. m and Σ are the mean and covariance kernels of the GP surrogate. We set $\beta = 1$ during active learning, and $\beta = 0$ after during inference to only focus on the most promising compounds.

3.3 Generating molecules with high property scores

Algorithm 2 MF-LAL molecule generation procedure

Require: fidelity k to optimize compounds for, exploration/exploitation hyperparameter β , number of compounds to generate at lower fidelities M

```

1: procedure GENERATEHIGHSCORINGCOMPOUNDS( $k, M, \beta$ )
2:   procedure GETTOPLATENTPOINTS( $k, M, \beta$ )
3:     for  $i$  in  $1..M$  do
4:       initialize  $\mathbf{z}_k^{(i)} \sim \mathcal{N}(\mathbf{0}, \mathbf{I})$ 
5:       if  $k == 1$  then
6:         find  $\mathbf{z}_k^{(i)}$  that maximizes Eq. 2 via gradient descent
7:       else
8:          $\mathbf{z}_{k-1}^{(1)}, \dots, \mathbf{z}_{k-1}^{(M)} \leftarrow \text{getTopLatentPoints}(k-1, M, \beta)$ 
9:         for  $j$  in  $1..M$  do
10:           $\mu_k^{(j)}, \sigma_k^{(j)} \leftarrow h_{\xi_{k-1}}(\mathbf{z}_{k-1}^{(j)})$ 
11:        end for
12:        find  $\mathbf{z}_k^{(i)}$  that maximizes Eq. 2 + Eq. 3 via gradient descent
13:      end if
14:    end for
15:    return  $\mathbf{z}_k^{(1)}, \dots, \mathbf{z}_k^{(M)}$ 
16:  end procedure
17:   $\mathbf{z}_k^{(1)}, \dots, \mathbf{z}_k^{(M)} \leftarrow \text{getTopLatentPoints}(k, M, \beta)$ 
18:  for  $i$  in  $1..M$  do
19:     $x^{(i)} \sim p_{\theta_k}(\cdot | \mathbf{z}_k^{(i)})$ 
20:  end for
21:  return  $x^{(1)}, \dots, x^{(M)}$  if  $k < K$  else  $x^{(1)}$   $\triangleright$  only need one compound at highest fidelity
22: end procedure

```

Our goal is to generate compounds at fidelity k that maximize some generation objective. To accomplish this, we perform gradient-based optimization to find a point \mathbf{z}_k in the k th latent space that maximizes the generation objective, and then decode \mathbf{z}_k into a molecule using p_{θ_k} . For our generation objective, we do not want to simply maximize \hat{f}_k , but instead the upper confidence bound (Eq. 2) to ensure exploration during active learning. In addition, we also introduce a novel likelihood-based term to the generation objective that encourages the model to only sample compounds at higher fidelities that also scored well at the lower fidelities. Specifically, when generating a molecule at fidelity k , we maximize the likelihood that the molecule would also be generated at fidelity $k-1$ with a high property score. This additional term greatly restricts the area of the chemical space explored by the high fidelity oracles, reducing the computational cost wasted on non-promising areas and making the use of high-cost oracles feasible. It also means the higher fidelity latent spaces encode a more limited distribution of compounds, improving the quality of samples generated from those latent spaces. Indeed, we show that the likelihood term is critical for strong performance (Table 2).

To compute the likelihood of a point \mathbf{z}_k at fidelity k , we first generate a set of M high-scoring compounds at fidelity $k-1$. Next, we map those points to a sum of Gaussians in the k th latent space using $h_{\xi_{k-1}}$, giving us a set of M parameters $\{(\mu_k^{(j)}, \sigma_k^{(j)})\}_{j=1}^M$. We then measure the likelihood of point \mathbf{z}_k in the generated sum of Gaussians distribution. This guarantees that the compounds generated in latent space k are also likely to have been generated in $k-1$ with high scores. Thus, we effectively reduce the size of the chemical space that must be explored at fidelity k to only compounds that have already shown promise at the lower fidelities. Mathematically, maximizing the likelihood of a point $\mathbf{z}_k^{(i)}$ in latent space k is equivalent to maximizing the probability density function evaluated

at that point:

$$P\left(\mathbf{z}_k^{(i)} \mid \{(\mu_k^{(j)}, \sigma_k^{(j)})\}_{j=1}^M\right) = \sum_{j=1}^M \frac{1}{\sqrt{2\pi(\sigma_k^{(j)})^2}} \exp\left(-\frac{(\mathbf{z}_k^{(i)} - \mu_k^{(j)})^2}{2(\sigma_k^{(j)})^2}\right) \quad (3)$$

The full generation algorithm is detailed in Algorithm 2. In our implementation, we vectorize optimization across all M latent space points simultaneously. In order to encourage diversity in generated compounds, we also add a term to the generation objective that measures the average pairwise cosine similarity between the M points, and aim to minimize it:

$$\frac{1}{M^2} \sum_{i=1}^M \sum_{j=1}^M s(\mathbf{z}_k^{(i)}, \mathbf{z}_k^{(j)}) \quad (4)$$

where $s(A, B)$ is the cosine similarity between vectors A and B .

4 Experiments

4.1 Experimental setup

We define a multi-fidelity environment for binding affinity which uses four oracles, each of which takes a molecule as input and outputs an estimate of its binding affinity with increasing accuracy:

1. **Linear regression** (f_1). Simple linear regression model trained on experimental data from the BRD4(2)/c-MET target from BindingDB [Liu et al., 2007] to predict the K_i , a measure of binding affinity. Morgan fingerprints are used to represent the molecule.
2. **AutoDock4** (f_2) [Morris et al., 2009]. Uses 3D geometric and charge information from the protein and compound to estimate the binding energy.
3. **Ensembled AutoDock4** (f_3) [Morris et al., 2009]. Same as above, except we dock the compound into the binding pockets of eight BRD4/five c-MET cocrystal structures that were solved with different known ligands, and then take the minimum predicted energy. This ensemble approach is generally more accurate than using a single protein structure [Amaro et al., 2018].
4. **Absolute binding free energy (ABFE)** (f_4) [Heinzelmann and Gilson, 2021]. A binding free energy method applicable to *de novo* drug discovery that uses molecular dynamics simulations to accurately predict the binding energy.

We target the BRD4(2) and c-MET proteins (PDB 5UF0 and 5EOB), both of which are implicated in human cancer development, although through different biological mechanisms. We chose these targets because ABFE is already well-validated on them and known to have good agreement with experimental data [Heinzelmann and Gilson, 2021]. See Appendix B for further experimental details and analysis of the oracles, including experiments confirming that our higher fidelity oracles are more costly yet more accurate at distinguishing experimental actives from inactives.

Each model is provided with an initial dataset of random ZINC250k [Irwin et al., 2012] compounds queried at each fidelity (see Appendix B for further details). To compare models, we run each in an active learning loop using a fixed computational budget of 7 days, and then generate 15 unique compounds at the highest fidelity predicted to have the best scores. We then run these compounds through ABFE and compare their scores. See Appendix C for additional results showing the oracle-predicted binding energy of the generated query compounds over the active learning process.

4.2 Baselines

We compare MF-LAL with the following baselines:

- **SF-VAE (only ABFE / only docking)** [Gómez-Bombarelli et al., 2018]. Uses a simple single-fidelity GP as a surrogate model that is used to guide optimization in the latent space of a vanilla VAE, representing a simple single-fidelity approach. This consists of

Table 1: **Evaluation of generated compounds at highest fidelity.** The mean and top 3 ABFE values are shown for 15 compounds sampled from each method after active learning for 7 days.

METHOD	BRD4(2) ABFE (KCAL/MOL)				C-MET ABFE (KCAL/MOL)			
	MEAN \pm S.D.	1ST	2ND	3RD	MEAN \pm S.D.	1ST	2ND	3RD
SF-VAE (ONLY ABFE)	-0.9 \pm 2.7	-5.7	-2.9	-2.9	-1.2 \pm 3.0	-4.4	-3.9	-3.1
SF-VAE (ONLY DOCKING)	-3.1 \pm 2.8	-6.1	-5.3	-4.8	-2.8 \pm 3.4	-5.9	-5.8	-5.1
REINVENT (ONLY ABFE)	-3.9 \pm 3.4	-8.7	-8.3	-8.2	-2.9 \pm 3.7	-6.5	-5.8	-5.1
REINVENT (ONLY DOCKING)	-3.1 \pm 4.9	-11.0	-6.2	-5.7	-2.6 \pm 5.0	-8.0	-6.8	-5.9
VAE + 4x SF-GP	-2.3 \pm 3.1	-8.0	-5.5	-5.3	-1.8 \pm 2.5	-6.3	-5.9	-5.1
VAE + MF-GP	-1.3 \pm 3.3	-4.9	-3.1	-2.0	-3.3 \pm 2.9	-9.7	-7.7	-4.2
MF-AL-GFN	-2.5 \pm 2.2	-6.5	-5.8	-5.1	-3.1 \pm 1.8	-5.5	-4.5	-4.1
MF-AL-PPO	-2.8 \pm 2.5	-9.2	-6.5	-5.2	-4.0 \pm 2.4	-7.0	-6.6	-5.8
POCKET2MOL	-4.8 \pm 4.6	-9.8	-9.8	-9.0	-2.2 \pm 4.2	-4.5	-3.9	-3.2
MF-LAL (OURS)	-6.3 \pm 4.0	-12.0	-11.3	-10.2	-6.5 \pm 3.2	-12.9	-7.7	-6.5

two separate baselines, one where the GP is trained only on ABFE data and one where it is trained on only docking data.

- **REINVENT (only ABFE / only docking)** [Olivecrona et al., 2017]. An RL-based molecular generation technique which we use to optimize ABFE, and separately, docking score. Represents a simple single-fidelity approach using a modern generative model.
- **VAE + 4x SF-GP.** Uses a vanilla VAE model except with four independent GP surrogates, one for each fidelity, all using the single latent space as input. To be contrasted with MF-LAL, which uses multiple connected latent spaces instead of a single one.
- **VAE + MF-GP.** Similar to above, except using a single multi-fidelity GP model [Wu et al., 2020] instead of four independent single-fidelity GP models.
- **MF-AL-GFN** [Hernandez-Garcia et al., 2023] GFlowNet generative model used to optimize the predicted score from a multi-fidelity GP model. This baseline represents the state of the art in multi-fidelity generation, where generative and surrogate models are separated.
- **MF-AL-PPO** [Hernandez-Garcia et al., 2023]. Same as above except using the PPO RL algorithm instead of a GFlowNet as the generative model.
- **Pocket2Mol** [Peng et al., 2022]. 3D structure-based drug design model that takes a protein pocket as input and outputs a 3D molecule via diffusion. Unlike the other methods, does not use any binding affinity oracle during generation.

The first two baselines are single-fidelity methods, where we use both only ABFE and only docking as the single fidelity. The next four baselines, as well as MF-LAL, are multi-fidelity. Pocket2Mol does not utilize any oracle during generation. Evaluation of generated compounds from all baselines is done with ABFE.

4.3 Results

Table 1 reports the average and top 3 ABFE scores of 15 compounds generated by MF-LAL, as well as those generated by the baseline methods, following active learning for 7 days. We ran each method separately for two targets, BRD4(2) and c-MET. We filtered generated compounds such that all had QED [Bickerton et al., 2012] $>$ 0.4, SAScore [Ertl and Schuffenhauer, 2009] $<$ 4, and no rings with \geq 7 atoms. We also only allowed compounds that fit these criteria to be queried during active learning. We filtered compounds that did not meet the criteria after generation, instead of performing multi-objective optimization, because most generated compounds from single-objective optimization already had a QED/SAScore in the range of typical drug compounds [Bickerton et al., 2012, Ertl and Schuffenhauer, 2009].

We find that the average ABFE scores of the compounds generated by MF-LAL, as well as those of the top three compounds, are significantly better (lower kcal/mol) than the corresponding scores of compounds generated by the baseline methods for both targets. The difference in average ABFE score (predicted binding free energy) between MF-LAL and the top baseline is -1.5 kcal/mol for BRD4(2) and -2.5 kcal/mol for c-MET, which are significant margins. Thus, our method outperforms

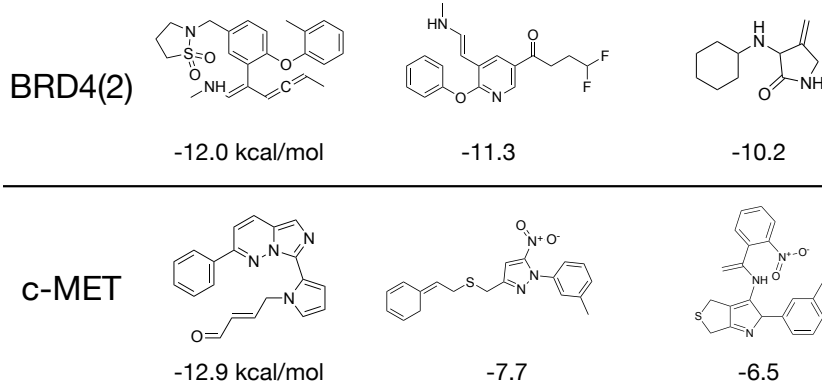


Figure 2: **Visualization of MF-LAL generated molecules.** The top 3 molecules and associated ABFE scores are shown for both the BRD4(2) (top row) and c-MET (bottom row) targets.

Table 2: **Ablations.** The mean and top 3 ABFE-computed energies are shown for 15 compounds sampled from each method after active learning for 7 days.

METHOD	BRD4(2) ABFE (KCAL/MOL)				c-MET ABFE (KCAL/MOL)			
	MEAN \pm S.D.	1ST	2ND	3RD	MEAN \pm S.D.	1ST	2ND	3RD
MF-LAL	-6.3 \pm 4.0	-12.0	-11.3	-10.2	-6.5 \pm 3.2	-12.9	-7.7	-6.5
-FID. 1	-6.1 \pm 0.7	-7.7	-7.6	-7.4	-6.0 \pm 1.1	-8.8	-7.0	-6.0
-FID. 2	-5.1 \pm 2.0	-8.5	-6.5	-6.0	-5.2 \pm 2.5	-8.0	-7.3	-6.1
-FID. 3	-4.2 \pm 3.1	-9.2	-5.9	-5.7	-4.2 \pm 3.5	-9.8	-7.1	-6.1
-FID. 4	-2.4 \pm 3.2	-8.6	-4.3	-3.4	-3.1 \pm 3.0	-7.6	-6.7	-5.1
W/O LIKELIHOOD TERM	-3.6 \pm 4.4	-11.9	-10.7	-10.0	-3.8 \pm 3.7	-10.9	-7.7	-6.3
TRANSFORMER ENC/DEC	-6.2 \pm 4.0	-11.5	-11.3	-9.8	-6.5 \pm 2.9	-11.6	-7.6	-6.5
GCN ENC/DEC	-5.9 \pm 3.0	-10.9	-10.1	-9.3	-6.1 \pm 4.6	-11.1	-7.5	-6.5

both single and multi-fidelity techniques, as well as a 3D structure-based method (Pocket2Mol, Peng et al. [2022]) that does not use any binding affinity oracle. This suggests MF-LAL is most capable at generating compounds with real-world activity, since binding free energies computed with ABFE are the gold standard prediction method. Note, too, that the multi-fidelity techniques other than MF-LAL performed mostly similarly to the single-fidelity methods. This suggests that successfully taking advantage of multiple fidelities requires an architecture which, like that used in MF-LAL, is tailored to generating compounds for multiple fidelity oracles.

The molecular structures of the top 3 compounds generated by MF-LAL for both targets are shown in Figure 2. The compounds are structurally diverse, and none of them have close similars in the training set or in large datasets like PubChem [Kim et al., 2023]. This shows the ability of MF-LAL to generate promising and novel structures. There is a small shared scaffold across 2 of the generated c-MET compounds consisting of a pyridazine, but this is not necessarily undesirable as it shows the model has found a high-property region of chemical space. The scaffold may be a promising starting point for development of empirical structure-activity relationships and lead optimization by medicinal chemists. Additionally, the pairwise Tanimoto similarity among the 15 compounds generated by MF-LAL is less than 0.2 for both targets, further indicating that our method generates a structurally diverse set.

Table 2 reports results from various ablations of the MF-LAL architecture. We experimented with removing each fidelity level individually, removing the likelihood term from the generation objective, and replacing the fully-connected encoder/decoder networks with a Transformer [Vaswani et al., 2017] and graph convolutional network (GCN, Kipf and Welling [2016]). The results show that all fidelities contribute to some degree to performance, although f_1 (the linear regression model) seems to add very little. Removing the likelihood term greatly reduced the performance of our method, showing that the approach of only querying compounds at higher fidelities that also scored well at lower fidelities is critical for strong performance. Replacing the fully-connected encoder/decoder with a Transformer had little effect on performance, so we used the simpler fully-connected version. Finally,

changing the molecular representation to a graph and replacing the fully-connected encoder/decoder with GCNs [Kipf and Welling, 2016] resulted in slightly worse performance.

5 Discussion and Conclusion

We present Multi-Fidelity Latent space Active Learning (MF-LAL), an integrated framework for generative and multi-fidelity surrogate modeling. Our experiments show that MF-LAL generates compounds with significantly higher activity, as predicted by a gold-standard binding free energy oracle, than other single and multi-fidelity approaches. Thus, MF-LAL shows promise as a way to generate compounds with real-world binding while incurring a reasonable computational cost.

Limitations of our approach include a limited set of oracles and a potential lack of synthesizability of the generated compounds, since SAscore is known to be imperfect [Skoraczyński et al., 2023]. Future work could include using a reaction-aware generative model that generates more synthesizable molecules [Horwood and Noutahi, 2020].

6 Acknowledgments

This work was supported in part by Army-ECASE award W911NF-07-R-0003-03, the U.S. Department Of Energy, Office of Science, IARPA HAYSTAC Program, CDC-RFA-FT-23-0069, NSF Grants #2205093, #2146343, and #2134274. MKG has an equity interest in and is a cofounder and scientific advisor of VeraChem LLC.

References

- Rommie E Amaro, Jerome Baudry, John Chodera, Özlem Demir, J Andrew McCammon, Yinglong Miao, and Jeremy C Smith. Ensemble docking in drug discovery. *Biophysical Journal*, 114(10): 2271–2278, 2018.
- Dana Angluin. Queries and concept learning. *Machine learning*, 2:319–342, 1988.
- Peter Auer. Using confidence bounds for exploitation-exploration trade-offs. *Journal of Machine Learning Research*, 3(Nov):397–422, 2002.
- G Richard Bickerton, Gaia V Paolini, Jérémy Besnard, Sorel Muresan, and Andrew L Hopkins. Quantifying the chemical beauty of drugs. *Nature chemistry*, 4(2):90–98, 2012.
- Loïc Brevault, Mathieu Balesdent, and Ali Hebbal. Overview of gaussian process based multi-fidelity techniques with variable relationship between fidelities. *arXiv preprint arXiv:2006.16728*, 2020.
- Ayan Chatterjee, Robin Walters, Zohair Shafi, Omair Shafi Ahmed, Michael Sebek, Deisy Gysi, Rose Yu, Tina Eliassi-Rad, Albert-László Barabási, and Giulia Menichetti. Improving the generalizability of protein-ligand binding predictions with ai-bind. *Nature Communications*, 14(1):1989, 2023.
- Connor W Coley, Natalie S Eyke, and Klavs F Jensen. Autonomous discovery in the chemical sciences part ii: outlook. *Angewandte Chemie International Edition*, 59(52):23414–23436, 2020.
- Zoe Cournia, Bryce Allen, and Woody Sherman. Relative binding free energy calculations in drug discovery: recent advances and practical considerations. *Journal of chemical information and modeling*, 57(12):2911–2937, 2017.
- Zoe Cournia, Christophe Chipot, Benoît Roux, Darrin M York, and Woody Sherman. Free energy methods in drug discovery—introduction. In *Free energy methods in drug discovery: Current state and future directions*, pages 1–38. ACS Publications, 2021.
- Peter Eckmann, Kunyang Sun, Bo Zhao, Mudong Feng, Michael K Gilson, and Rose Yu. Limo: Latent inceptionism for targeted molecule generation. *arXiv preprint arXiv:2206.09010*, 2022.
- Peter Ertl and Ansgar Schuffenhauer. Estimation of synthetic accessibility score of drug-like molecules based on molecular complexity and fragment contributions. *Journal of cheminformatics*, 1:1–11, 2009.

- Mudong Feng, Germano Heinzelmann, and Michael K Gilson. Absolute binding free energy calculations improve enrichment of actives in virtual compound screening. *Scientific Reports*, 12(1):13640, 2022.
- M Giselle Fernández-Godino, Chanyoung Park, Nam-Ho Kim, and Raphael T Haftka. Review of multi-fidelity models. *arXiv preprint arXiv:1609.07196*, 2016.
- Tianfan Fu, Wenhao Gao, Connor Coley, and Jimeng Sun. Reinforced genetic algorithm for structure-based drug design. *Advances in Neural Information Processing Systems*, 35:12325–12338, 2022.
- Jacob R Gardner, Geoff Pleiss, David Bindel, Kilian Q Weinberger, and Andrew Gordon Wilson. Gpytorch: Blackbox matrix-matrix gaussian process inference with gpu acceleration. In *Advances in Neural Information Processing Systems*, 2018.
- Phani Ghanakota, Pieter H Bos, Kyle D Konze, Joshua Staker, Gabriel Marques, Kyle Marshall, Karl Leswing, Robert Abel, and Sathesh Bhat. Combining cloud-based free-energy calculations, synthetically aware enumerations, and goal-directed generative machine learning for rapid large-scale chemical exploration and optimization. *Journal of Chemical Information and Modeling*, 60(9):4311–4325, 2020.
- Rafael Gómez-Bombarelli, Jennifer N Wei, David Duvenaud, José Miguel Hernández-Lobato, Benjamín Sánchez-Lengeling, Dennis Sheberla, Jorge Aguilera-Iparraguirre, Timothy D Hirzel, Ryan P Adams, and Alán Aspuru-Guzik. Automatic chemical design using a data-driven continuous representation of molecules. *ACS central science*, 4(2):268–276, 2018.
- Jiaqi Guan, Wesley Wei Qian, Xingang Peng, Yufeng Su, Jian Peng, and Jianzhu Ma. 3d equivariant diffusion for target-aware molecule generation and affinity prediction. *arXiv preprint arXiv:2303.03543*, 2023a.
- Jiaqi Guan, Xiangxin Zhou, Yuwei Yang, Yu Bao, Jian Peng, Jianzhu Ma, Qiang Liu, Liang Wang, and Quanquan Gu. Decompdiff: Diffusion models with decomposed priors for structure-based drug design. *International conference on machine learning*, 2023b.
- Koichi Handa, Morgan C Thomas, Michiharu Kageyama, Takeshi Iijima, and Andreas Bender. On the difficulty of validating molecular generative models realistically: a case study on public and proprietary data. *Journal of Cheminformatics*, 15(1):112, 2023.
- Germano Heinzelmann and Michael K Gilson. Automation of absolute protein-ligand binding free energy calculations for docking refinement and compound evaluation. *Scientific reports*, 11(1):1116, 2021.
- Germano Heinzelmann, David J Huggins, and Michael K Gilson. Bat2: an open-source tool for flexible, automated, and low cost absolute binding free energy calculations. *Journal of Chemical Theory and Computation*, 2024.
- James Hensman, Alexander Matthews, and Zoubin Ghahramani. Scalable variational gaussian process classification. In *Artificial Intelligence and Statistics*, pages 351–360. PMLR, 2015.
- Alex Hernandez-Garcia, Nikita Saxena, Moksh Jain, Cheng-Hao Liu, and Yoshua Bengio. Multi-fidelity active learning with gflownets. *arXiv preprint arXiv:2306.11715*, 2023.
- Emiel Hoogeboom, Victor Garcia Satorras, Clément Vignac, and Max Welling. Equivariant diffusion for molecule generation in 3d. In *International conference on machine learning*, pages 8867–8887. PMLR, 2022.
- Julien Horwood and Emmanuel Noutahi. Molecular design in synthetically accessible chemical space via deep reinforcement learning. *ACS omega*, 5(51):32984–32994, 2020.
- John J Irwin, Teague Sterling, Michael M Mysinger, Erin S Bolstad, and Ryan G Coleman. Zinc: a free tool to discover chemistry for biology. *Journal of chemical information and modeling*, 52(7):1757–1768, 2012.
- Woosung Jeon and Dongsup Kim. Autonomous molecule generation using reinforcement learning and docking to develop potential novel inhibitors. *Scientific reports*, 10(1):22104, 2020.

- Yuanfeng Ji, Lu Zhang, Jiaxiang Wu, Bingzhe Wu, Long-Kai Huang, Tingyang Xu, Yu Rong, Lanqing Li, Jie Ren, Ding Xue, et al. Drugood: Out-of-distribution (ood) dataset curator and benchmark for ai-aided drug discovery—a focus on affinity prediction problems with noise annotations. *arXiv preprint arXiv:2201.09637*, 2022.
- Wengong Jin, Regina Barzilay, and Tommi Jaakkola. Junction tree variational autoencoder for molecular graph generation. In *International conference on machine learning*, pages 2323–2332. PMLR, 2018.
- Kirthevasan Kandasamy, Gautam Dasarathy, Barnabas Poczos, and Jeff Schneider. The multi-fidelity multi-armed bandit. *Advances in neural information processing systems*, 29, 2016.
- Sunghwan Kim, Jie Chen, Tiejun Cheng, Asta Gindulyte, Jia He, Siqian He, Qingliang Li, Benjamin A Shoemaker, Paul A Thiessen, Bo Yu, et al. Pubchem 2023 update. *Nucleic acids research*, 51(D1): D1373–D1380, 2023.
- Diederik P Kingma and Max Welling. Auto-encoding variational bayes. *arXiv preprint arXiv:1312.6114*, 2013.
- Thomas N Kipf and Max Welling. Variational graph auto-encoders. *arXiv preprint arXiv:1611.07308*, 2016.
- Mario Krenn, Florian Häse, AkshatKumar Nigam, Pascal Friederich, and Alan Aspuru-Guzik. Self-referencing embedded strings (selfies): A 100% robust molecular string representation. *Machine Learning: Science and Technology*, 1(4):045024, 2020.
- Seul Lee, Jaehyeong Jo, and Sung Ju Hwang. Exploring chemical space with score-based out-of-distribution generation. In *International Conference on Machine Learning*, pages 18872–18892. PMLR, 2023.
- Shibo Li, Robert M Kirby, and Shandian Zhe. Deep multi-fidelity active learning of high-dimensional outputs. *arXiv preprint arXiv:2012.00901*, 2020.
- Shibo Li, Zheng Wang, Robert Kirby, and Shandian Zhe. Infinite-fidelity coregionalization for physical simulation. *Advances in Neural Information Processing Systems*, 35:25965–25978, 2022.
- Tiqing Liu, Yuhmei Lin, Xin Wen, Robert N Jorissen, and Michael K Gilson. Bindingdb: a web-accessible database of experimentally determined protein–ligand binding affinities. *Nucleic acids research*, 35(suppl_1):D198–D201, 2007.
- Eyal Mazuz, Guy Shtar, Bracha Shapira, and Lior Rokach. Molecule generation using transformers and policy gradient reinforcement learning. *Scientific Reports*, 13(1):8799, 2023.
- J Harry Moore, Christian Margreitter, Jon Paul Janet, Ola Engkvist, Bert L de Groot, and Vytutas Gapsys. Automated relative binding free energy calculations from smiles to $\delta\delta g$. *Communications Chemistry*, 6(1):82, 2023.
- Garrett M Morris, Ruth Huey, William Lindstrom, Michel F Sanner, Richard K Belew, David S Goodsell, and Arthur J Olson. Autodock4 and autodocktools4: Automated docking with selective receptor flexibility. *Journal of computational chemistry*, 30(16):2785–2791, 2009.
- Michael M Mysinger, Michael Carchia, John J Irwin, and Brian K Shoichet. Directory of useful decoys, enhanced (dud-e): better ligands and decoys for better benchmarking. *Journal of medicinal chemistry*, 55(14):6582–6594, 2012.
- Ruijia Niu, Dongxia Wu, Kai Kim, Yi-An Ma, Duncan Watson-Parris, and Rose Yu. Multi-fidelity residual neural processes for scalable surrogate modeling. *arXiv preprint arXiv:2402.18846*, 2024.
- Juhwan Noh, Dae-Woong Jeong, Kiyoun Kim, Sehui Han, Moontae Lee, Honglak Lee, and Yousung Jung. Path-aware and structure-preserving generation of synthetically accessible molecules. In *International Conference on Machine Learning*, pages 16952–16968. PMLR, 2022.
- Noel M O’Boyle, Michael Banck, Craig A James, Chris Morley, Tim Vandermeersch, and Geoffrey R Hutchison. Open babel: An open chemical toolbox. *Journal of cheminformatics*, 3(1):1–14, 2011.

- Marcus Olivecrona, Thomas Blaschke, Ola Engkvist, and Hongming Chen. Molecular de-novo design through deep reinforcement learning. *Journal of cheminformatics*, 9:1–14, 2017.
- Debleena Paul, Gaurav Sanap, Snehal Shenoy, Dnyaneshwar Kalyane, Kiran Kalia, and Rakesh K Tekade. Artificial intelligence in drug discovery and development. *Drug discovery today*, 26(1):80, 2021.
- Xingang Peng, Shitong Luo, Jiaqi Guan, Qi Xie, Jian Peng, and Jianzhu Ma. Pocket2mol: Efficient molecular sampling based on 3d protein pockets. In *International Conference on Machine Learning*, pages 17644–17655. PMLR, 2022.
- Luca Pinzi and Giulio Rastelli. Molecular docking: shifting paradigms in drug discovery. *International journal of molecular sciences*, 20(18):4331, 2019.
- Pengzhen Ren, Yun Xiao, Xiaojun Chang, Po-Yao Huang, Zhihui Li, Brij B Gupta, Xiaojiang Chen, and Xin Wang. A survey of deep active learning. *ACM computing surveys (CSUR)*, 54(9):1–40, 2021.
- Diogo Santos-Martins, Leonardo Solis-Vasquez, Andreas F Tillack, Michel F Sanner, Andreas Koch, and Stefano Forli. Accelerating autodock4 with gpus and gradient-based local search. *Journal of chemical theory and computation*, 17(2):1060–1073, 2021.
- Grzegorz Skoraczyński, Mateusz Kitlas, Błażej Miasojedow, and Anna Gambin. Critical assessment of synthetic accessibility scores in computer-assisted synthesis planning. *Journal of Cheminformatics*, 15(1):6, 2023.
- Jacob O Spiegel and Jacob D Durrant. Autogrow4: an open-source genetic algorithm for de novo drug design and lead optimization. *Journal of cheminformatics*, 12(1):1–16, 2020.
- Shion Takeno, Hitoshi Fukuoka, Yuhki Tsukada, Toshiyuki Koyama, Motoki Shiga, Ichiro Takeuchi, and Masayuki Karasuyama. Multi-fidelity bayesian optimization with max-value entropy search and its parallelization. In *International Conference on Machine Learning*, pages 9334–9345. PMLR, 2020.
- Ani Tevosyan, Lusine Khondkaryan, Hrant Khachatryan, Gohar Tadevosyan, Lilit Apresyan, Nelly Babayan, Helga Stopper, and Zaven Navoyan. Improving vae based molecular representations for compound property prediction. *Journal of Cheminformatics*, 14(1):69, 2022.
- Morgan Thomas, Andreas Bender, and Chris de Graaf. Integrating structure-based approaches in generative molecular design. *Current Opinion in Structural Biology*, 79:102559, 2023.
- Ashish Vaswani, Noam Shazeer, Niki Parmar, Jakob Uszkoreit, Llion Jones, Aidan N Gomez, Łukasz Kaiser, and Illia Polosukhin. Attention is all you need. In *Advances in Neural Information Processing Systems*, volume 30, 2017.
- Shunzhou Wan, Andrew Potterton, Fouad S Hussein, David W Wright, Alexander Heifetz, Maciej Malawski, Andrea Townsend-Nicholson, and Peter V Coveney. Hit-to-lead and lead optimization binding free energy calculations for g protein-coupled receptors. *Interface Focus*, 10(6):20190128, 2020.
- Yating Wang and Guang Lin. Mfpc-net: Multi-fidelity physics-constrained neural process. *arXiv preprint arXiv:2010.01378*, 2020.
- Andrew Gordon Wilson, Zhiting Hu, Ruslan Salakhutdinov, and Eric P Xing. Deep kernel learning. In *Artificial intelligence and statistics*, pages 370–378. PMLR, 2016.
- Dongxia Wu, Matteo Chinazzi, Alessandro Vespignani, Yi-An Ma, and Rose Yu. Multi-fidelity hierarchical neural processes. In *Proceedings of the 28th ACM SIGKDD Conference on Knowledge Discovery and Data Mining*, pages 2029–2038, 2022.
- Dongxia Wu, Ruijia Niu, Matteo Chinazzi, Yian Ma, and Rose Yu. Disentangled multi-fidelity deep bayesian active learning. In *International Conference on Machine Learning*, pages 37624–37634. PMLR, 2023.

- Dongxia Wu, Nikki Lijing Kuang, Ruijia Niu, Yi-An Ma, and Rose Yu. Diff-bbo: Diffusion-based inverse modeling for black-box optimization. *arXiv preprint arXiv:2407.00610*, 2024.
- Jian Wu, Saul Toscano-Palmerin, Peter I Frazier, and Andrew Gordon Wilson. Practical multi-fidelity bayesian optimization for hyperparameter tuning. In *Uncertainty in Artificial Intelligence*, pages 788–798. PMLR, 2020.
- Yutong Xie, Chence Shi, Hao Zhou, Yuwei Yang, Weinan Zhang, Yong Yu, and Lei Li. Mars: Markov molecular sampling for multi-objective drug discovery. *arXiv preprint arXiv:2103.10432*, 2021.
- Jiaxuan You, Bowen Liu, Zhitao Ying, Vijay Pande, and Jure Leskovec. Graph convolutional policy network for goal-directed molecular graph generation. *Advances in neural information processing systems*, 31, 2018.
- Yiheng Zhu, Jialu Wu, Chaowen Hu, Jiahuan Yan, Tingjun Hou, Jian Wu, et al. Sample-efficient multi-objective molecular optimization with gflownets. *Advances in Neural Information Processing Systems*, 36, 2024.

A Model details

The encoder, decoder, and h networks are all 3-layer feed-forward networks with ReLU activations and a 512-dimensional hidden layer. Each latent space has 64 dimensions. Molecules are represented using SELFIES strings [Krenn et al., 2020], and fed to the network using a flattened one-hot encoding representation. The loss on the latent encodings is the ELBO, which is the sum of the KL divergence and the cross-entropy loss of the reconstruction.

The surrogate models consist of a 4-layer deep kernel [Wilson et al., 2016] to encode the input and a Matern kernel for the covariance function. To accelerate training, we use an approximate GP trained with the ELBO loss [Hensman et al., 2015].

At each active learning step, we train the whole model from scratch until convergence with the Adam optimizer using a learning rate of 0.0001. For the molecule generation procedure using gradient-based optimization, we use the Adam optimizer with a learning rate of 0.1 for 100 epochs.

A.1 MF-LAL model diagram

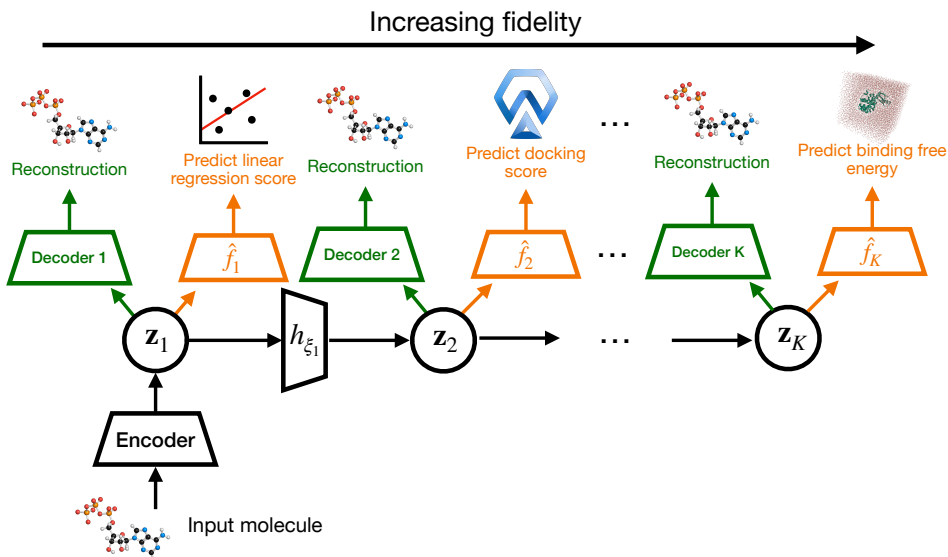


Figure 3: **Diagram of MF-LAL architecture.** An input molecule is encoded into the first latent space z_1 using a neural network. The networks $h_{\xi_1}, \dots, h_{\xi_{K-1}}$ transform points in z_1 to the higher fidelity latent spaces. Each latent space has an associated decoder, which reconstructs the original molecule, and a GP surrogate model for that fidelity level.

B Experimental details

All experiments were conducted on a server with 8 RTX 2080 Ti GPUs. For our model and each baseline, we performed a random hyperparameter search with 20 trials using only the first 3 fidelities, and took the set of hyperparameters with the best generated samples at f_3 following 3 hours of active learning. We excluded ABFE from the hyperparameter search due to computational cost, and just used the same set of hyperparameters for all subsequent experiments using all 4 fidelities.

Each model was provided with an initial dataset of random ZINC250k [Irwin et al., 2012] compounds evaluated at each fidelity. Each fidelity had 5 random compounds selected, except for the first fidelity, where we supplied 200,000 compounds and associated oracle outputs. This was because we wanted a large dataset of compounds to train the encoder and decoder at the first fidelity level, ensuring that generated compounds were reasonable, and running f_1 was almost instantaneous. For the more expensive oracles, however, we let active learning generate compounds to query to most efficiently use computational resources.

B.1 Oracles

For all oracles, we estimated the cost (for the baselines that require it) using the average run time over 10 samples with random input compounds. We also computed the ROC-AUC (shown below) of each oracle for the BRD4(2) target to confirm that the higher cost oracles are more accurate. To do this, we generated a dataset of known active and presumed inactive compounds for BRD4(2), and then ran each oracle on all of the compounds. The actives were retrieved from the BRD4(2) target from BindingDB with $K_i < 10\mu M$, and the inactives were generated using DUD-E [Mysinger et al., 2012]. As expected, the ROC-AUC increases with higher fidelity, as well as the computational cost.

Linear regression (cost: 0.1s, ROC-AUC: 0.59) We used BRD4(2) and, separately, c-MET data from BindingDB [Liu et al., 2007] to train a simple linear regression model. The input to the model was 2048-bit Morgan fingerprints, and the output was the experimental binding energy in K_i , converted to kcal/mol.

AutoDock4 (cost: 4s, ROC-AUC: 0.65) We prepared the AutoDock4 grid files using AutoDock-Tools [Morris et al., 2009]. Arbitrary ligands were prepared using obabel [O’Boyle et al., 2011] with pH 7.4 and gasteiger partial charges. We used AutoDock-GPU [Santos-Martins et al., 2021], a GPU-accelerated version of AutoDock4, for all computation. For each ligand, we performed 20 random restarts and selected the minimum predicted energy.

Ensembled AutoDock4 (cost: 44s, ROC-AUC: 0.70) Same as above, except we used the minimum energy from 8 separate AutoDock4 runs using the same ligand and each of the following protein crystal structures (listed as PDB IDs): 5ues, 5uet, 5uev, 5uez, 5uf0, 5uvs, 5uvy, 5uvz for BRD4(2), and 2wd1, 4deg, 4dei, 4r1v, 5eob for c-MET

Absolute binding free energy (ABFE) (cost: 9:20hrs, ROC-AUC: 0.92) We use the Binding Affinity Tool (BAT.py) implementation [Heinzelmann and Gilson, 2021] for absolute binding free energy calculation, available at <https://github.com/GHeinzelmann/BAT.py>. For BRD4(2), we use the short **tevb** calculations, which were introduced recently to reduce computational cost [Heinzelmann et al., 2024]. For c-MET, we use the standard SDR method, but we found we could reduce simulation times for all components to 30% of their original amounts and still retain strong performance. All molecular dynamics simulators are run with AMBER with GPU support. As BAT.py requires a starting pose for the ligand, we used the pose generated from AutoDock4. We additionally wrote custom scripts to parallelize molecular dynamics runs across all available GPUs.

B.2 Baselines

The details of each baseline are as follows:

- **SF-VAE (only ABFE / only docking)** [Gómez-Bombarelli et al., 2018]. The VAE encoder and decoder, and GP surrogate, are set up similarly to those in MF-LAL. The upper confidence bound is used as an acquisition function.
- **REINVENT (only ABFE / only docking)** [Olivecrona et al., 2017]. Used the code available at <https://github.com/MarcusOlivecrona/REINVENT>.
- **VAE + 4x SF-GP**. The VAE encoder and decoder, and GP surrogates, are set up similarly to those in MF-LAL. We also use the same acquisition function and generative procedure as MF-LAL for this baseline, except without the need to map points between latent spaces.
- **VAE + MF-GP**. We use the Multi-Fidelity Max Value Entropy acquisition function for selecting compounds during active learning [Takeno et al., 2020], and a linear truncated fidelity kernel [Gardner et al., 2018] for the GP surrogate.
- **MF-AL-GFN** [Hernandez-Garcia et al., 2023] Used the code available at <https://github.com/nikita-0209/mf-al-gfn>.
- **MF-AL-PPO** [Hernandez-Garcia et al., 2023]. Provided in the same codebase as the one referenced above.
- **Pocket2Mol** [Peng et al., 2022]. Used the code available at <https://github.com/pengxingang/Pocket2Mol>.

C Additional results

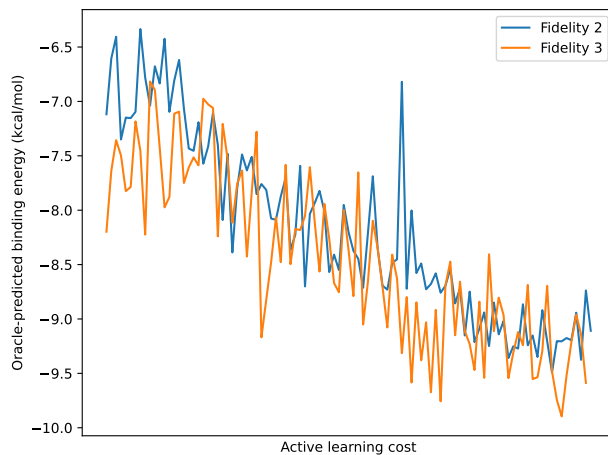


Figure 4: **Oracle outputs during active learning.** The y-axis shows the oracle-predicted binding energy of the generated query compounds, and the x-axis shows active learning progress.

Figure C shows the oracle-predicted binding energy of the compounds generated during the MF-LAL active learning process. We only show fidelities 2 and 3, because fidelity 1 is already supplied with a large initial dataset so there is little improvement in the query quality during active learning, and fidelity 4 does not show any noticeable improvement due to a relatively small number of queries made. For fidelities 2 and 3, we observe a marked improvement of the predicted binding energy over active learning, showing that MF-LAL successfully learns what makes a compound favorable at each fidelity level.