
Resounding Acoustic Fields with Reciprocity

Zitong Lan Yiduo Hao Mingmin Zhao
University of Pennsylvania

Abstract

Achieving immersive auditory experiences in virtual environments requires flexible sound modeling that supports dynamic source positions. In this paper, we introduce a task called resounding, which aims to estimate room impulse responses at arbitrary emitter location from a sparse set of measured emitter positions, analogous to the relighting problem in vision. We leverage the reciprocity property and introduce Versa, a physics-inspired approach to facilitating acoustic field learning. Our method creates physically valid samples with dense virtual emitter positions by exchanging emitter and listener poses. We also identify challenges in deploying reciprocity due to emitter/listener gain patterns and propose a self-supervised learning approach to address them. Results show that Versa substantially improve the performance of acoustic field learning on both simulated and real-world datasets across different metrics. Perceptual user studies show that Versa can greatly improve the immersive spatial sound experience. Code, dataset and demo videos are available on the project website: <https://waves.seas.upenn.edu/projects/versa>.

1 Introduction

The rapid development of AR/VR technology has highlighted the role of multi-sensory synthesis, where both visual and audio signal must be rendered coherently to provide immersive experiences [11, 42, 53, 64]. While significant progress has been made in modeling dynamic visual field [17, 20, 63], the acoustic counterpart remains largely limited to static scenarios. Recent works have demonstrated impressive results in modeling acoustic fields [8, 34, 37, 39, 44–46, 54, 59], but primarily focus on a fixed sound source. This constraint limits auditory experiences where sources move through the scene, such as conversations between walking participants or footsteps echoing through corridors.

In this paper, we study a novel task of estimating acoustic fields at arbitrary emitter positions, given observations from only a *sparse* (i.e., fewer than 10) set of emitters. This setup is motivated by practical deployment constraints: while microphones are compact, inexpensive, and easy to place in dense arrays, speakers are bulky, power-hungry, and challenging to install at scale [18]. Moreover, simultaneously operating multiple speakers in the same room can introduce significant interference. We frame this task as *resounding*, parallel to *relighting* in computer graphics. Just as relighting enables control over illumination in virtual scenes, resounding enables dynamic placement of sound sources while preserving physical realism. The core challenge lies in modeling how acoustic fields vary with emitter positions in a way that is physically consistent and generalizable.

Modeling acoustic fields fundamentally relies on estimating impulse responses, which characterize how sound waves propagate within an environment. Existing learning-based approaches to this problem can be broadly categorized into two classes. The first class follows the neural radiance field paradigm [41] in graphics, where neural networks learn spatially continuous acoustic fields from data [34, 36, 37, 39, 54]. However, these methods struggle with sparse emitter locations as they require densely (i.e., hundreds or thousands) deployed emitters to generalize to novel emitter locations. The second class leverages differentiable ray tracing [59, 26] to explicitly model acoustic propagation paths. While this approach improves generalization, it relies heavily on simplified geometry (e.g., a few dozen planar surfaces), leading to significant errors in environments with complex structures.

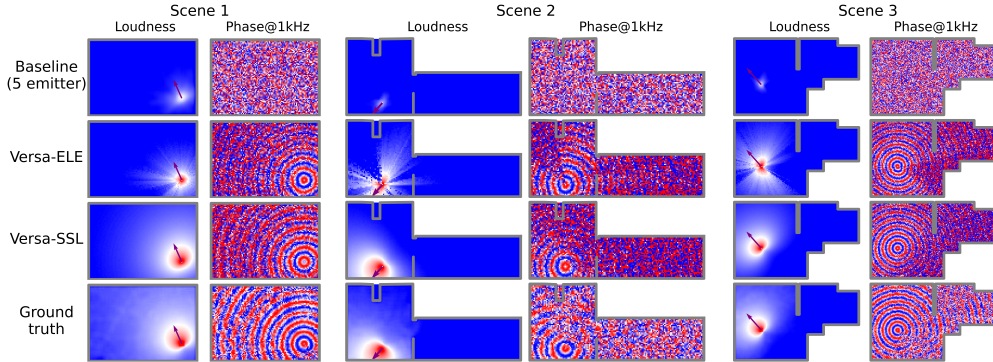


Figure 1: Estimated acoustic field at novel emitter position. For simulated scenes (*five* training emitters each), we show loudness distribution (red: loud, blue: quiet) and phase patterns at 1 kHz (periodic blue-red). Purple arrows mark emitter poses. Compared to the baseline (AVR [34]), Versa-ELE improves phase map, and Versa-SSL achieves accurate energy map with proper directivity.

In this paper, we introduce Versa, a physics-inspired approach that facilitates realistic resounding under sparse emitter configurations. Our method draws inspiration from *reciprocity*, a fundamental principle in wave propagation. Reciprocity states that if the roles of an emitter and a receiver are exchanged, the wave traverses the same path *in reverse*, and the cumulative propagation effects remain *unchanged*. This principle holds across various wave phenomena, including light [52], radio-frequency signals [6], and acoustic waves [31]. In graphics, this principle underpins powerful algorithms like bidirectional path tracing [32]. Similarly, in acoustics, for any path between source and receiver, exchanging their positions preserves wave propagation characteristics [31, 48, 57].

Building on the principle of reciprocity, we propose Emitter Listener Exchange (Versa-ELE), a strategy that generates physically valid virtual training samples by swapping the roles of emitters and listeners while enforcing the same impulse response. This technique addresses a key asymmetry in data collection: dense sampling of listener positions is relatively easier due to the compact and low-cost nature of microphones, whereas emitter deployment is far more limited due to cost, interference, and physical constraints. Versa-ELE effectively transforms densely placed microphones into dense virtual speakers. We implement Versa-ELE as data augmentation and demonstrate that it consistently improves performance across a range of acoustic field models.

While Versa-ELE is broadly effective, it assumes same directional patterns between emitters and listeners to ensure that the exchanged impulse responses remain unchanged. In practice, however, real-world devices can exhibit asymmetric directional gain patterns, such as an omnidirectional speaker versus a highly directional shotgun microphone. To address this limitation without discarding the core insight of reciprocity, we introduce a complementary Self-Supervised Learning strategy (Versa-SSL) that incorporates reciprocity as a constraint on the model’s predictions. Our key idea is to decouple directional patterns from the acoustic propagation effects, allowing the model to learn from swapped emitter/listener pairs by enforcing consistency between their predicted outputs. This approach generalizes reciprocity to a broader set of scenarios and leads to more robust and physically grounded acoustic field estimation, as shown in Fig. 1.

We comprehensively evaluate Versa on the resounding task using both simulated and real-world datasets. Versa-ELE is model-agnostic and can be applied to existing neural acoustic field models, yielding average improvements of 34% on C50 and 31% on STFT. On top of the AVR [34], Versa-SSL further improves performance by 24% on C50 and 48% on STFT, demonstrating its effectiveness in scenarios with asymmetric gain patterns. Perceptual study additionally confirms that Versa enhances spatial audio realism and directional consistency.

In summary, our work makes the following contributions:

- We leverage reciprocity in wave propagation and propose Versa-ELE, a simple yet effective strategy to augment sparse emitter data by generating physically valid virtual samples.
- We introduce Versa-SSL, a self-supervised learning framework that enforces reciprocity-based consistency in model predictions and generalizes to asymmetric directional gain patterns. These methods serve as a general machine learning training strategy grounded in physical reciprocity.
- We implement Versa on multiple models with comprehensive evaluations. Results demonstrate Versa significantly improves acoustic field estimation and enables perceptually realistic resounding.

2 Related Work

Room Impulse Response Modeling. Impulse response modeling has recently gained a lot of attention, driven by advances in neural acoustic field learning and immersive audio rendering for virtual environments. Early methods [5, 40, 58] relied on audio codec and spatial interpolation, which incurred high memory costs and limited inference fidelity [18, 39]. Recent works [8, 13, 26, 34, 36, 37, 39, 54] employ neural acoustic fields that directly map emitter/listener poses to impulse response and achieve better performance. However, these methods require dense emitters to achieve resounding. Our proposed Versa serves as an add-on to achieve better resounding performance on these methods. In addition, several works have investigated acoustic adaptation to novel scenes [12, 14, 38]. Although generalization to unseen environments is beyond our current scope, our reciprocity-inspired approach can be naturally integrated into both their training and inference pipelines.

Virtual Experience. Novel view synthesis and realistic relighting techniques have enabled many immersive virtual experiences. Neural Radiance Fields (NeRF) [41] and Gaussian Splatting [27] have transformed the ability to synthesize highly realistic novel view images from sparse inputs. More recent works, including relighting-focused variants [63, 17, 20, 22], extend these methods to dynamic lighting conditions. Our resounding task, analogous to the relighting problem, aims to enhance flexibility in audio experiences [33, 34, 62].

PINN for Acoustic Modeling. Physics-Informed Neural Networks (PINNs) [9, 30, 49, 50] solve the Helmholtz equation directly within a neural framework to estimate acoustic fields from measured impulse responses. These methods learn an implicit representation of the underlying PDE parameters without requiring an explicit mesh, but they usually require dense sampling to enforce boundary conditions. In contrast, our method incorporates the physics of acoustic propagation in the training, improving both efficiency and robustness of neural acoustic field estimation.

Self-Supervised Learning. SSL has by now become a staple of feature representation learning for computer vision [60, 15, 25, 16], audio learning [19, 3, 47, 2], and other multi-modal learning tasks [43, 1, 24, 61]. SSL relies on augmentation to create synthetic positive pairs to enforce semantic invariance in the trained model, represented by contrastive methods like SimCLR [25] and so on [1, 3]. Different from prior SSL methods that learn feature representations, our work enforces consistent impulse response outputs to make the model follow signal propagation physics.

3 Method

Impulse response is the summation of the sound propagating through multiple paths, including direct path, early reflections and late reverberations. We first describe the impulse response reciprocity with a single path, then extend it to multiple paths. Finally, we introduce our method to improve impulse response estimation inspired by reciprocity via exchanging emitter and listener poses.

3.1 Impulse Response and Acoustic Reciprocity

Single-Path Impulse Response. We model the acoustic impulse response with a ray-based Geometric Acoustic (GA) model similar to [34, 59]. We consider first sound propagation between an emitter located at p_e and a listener located at p_l along a single path \mathcal{P} . This path \mathcal{P} is defined as a sequence of points: $\mathcal{P} = \{p_0 = p_e, p_1, p_2, \dots, p_K, p_{K+1} = p_l\}$. For each consecutive pair of points p_k and p_{k+1} along the path, we define ω_k as the direction from p_k to p_{k+1} . We define the impulse response $h(t; \mathcal{P}, \omega_e, \omega_l)$ for this single path, which characterizes the sound received at p_l when the emitter at p_e sends out a pulse (i.e., a Dirac delta function), with ω_e and ω_l being the orientations of emitter and listener. The response is influenced by the gain patterns of the emitter and listener as well as the effects of sound propagation along the path:

$$h(t; \mathcal{P}, \omega_e, \omega_l) = G_e(\omega_0; \omega_e) \Gamma(t; \mathcal{P}) G_l(\omega_K; \omega_l), \quad (1)$$

where $G_e(\cdot)$ and $G_l(\cdot)$ represent the gain patterns of the emitter and listener, respectively. $\Gamma(t; \mathcal{P})$ denotes the *path impact function* for the path \mathcal{P} , as described below. Note that for any dry source signal $s(t)$ emitted at p_e , the listener at p_l receives the reverberant signal $y(t) = s(t) * h(t; \mathcal{P}, \omega_e, \omega_l)$, i.e., the convolution of the dry signal with the path-dependent impulse response h .

Path Impact Function. $\Gamma(t; \mathcal{P})$ is a time signal that represents the impulse response along a single propagation path \mathcal{P} . It characterizes the propagation effect [51] (both attenuation and time delay) in

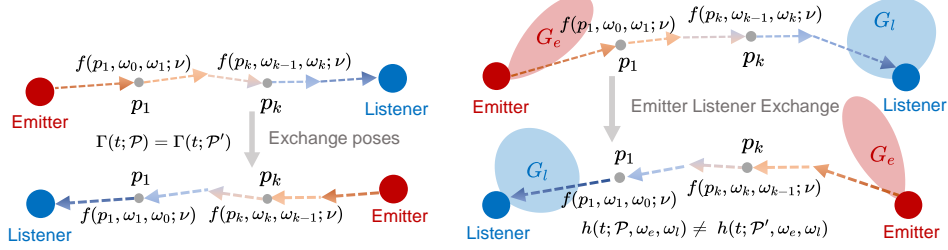


Figure 2: Left: Reciprocity in acoustic propagation. The path impact function $\Gamma(\cdot)$ is invariant to swapping the emitter and listener poses, because the local acoustic transfer function $f(\cdot)$ at each point is unchanged when the incident and outgoing signal directions are reversed. **Right: Impact of gain patterns.** Although the propagation path and path impact function remain the same, differences in emitter and listener gain patterns G produce distinct impulse responses $h(t; \cdot)$.

response to a Dirac delta function:

$$\Gamma(t; \mathcal{P}) = \frac{1}{d_{\mathcal{P}}} \delta\left(t - \frac{d_{\mathcal{P}}}{c}\right) * \mathcal{F}^{-1}\left(\prod_{k=1}^K f(p_k, \omega_{k-1}, \omega_k; \nu)\right). \quad (2)$$

The right-hand side of the equation consists of three components. **1)** $\frac{1}{d_{\mathcal{P}}}$ models the attenuation due to wave propagation, where $d_{\mathcal{P}}$ is the total travel distance along path \mathcal{P} . This term captures the free-space propagation loss, accounting for the energy spreading as the wave travels through space. **2)** The time delay is modeled by the shifted delta function $\delta\left(t - \frac{d_{\mathcal{P}}}{c}\right)$, where c is the speed of sound. It indicates that the signal arrives only after traveling for time $\frac{d_{\mathcal{P}}}{c}$ along the path. **3)** $f(p_k, \omega_{k-1}, \omega_k; \nu)$ is an acoustic transfer function modeling how the signal changes when interacting with a surface at point p_k , given the incoming direction ω_{k-1} , outgoing direction ω_k , and frequency ν . These interactions include reflection, diffraction, scattering, and transmission. The overall frequency-dependent attenuation due to environmental interactions is captured by $\prod_{k=1}^K f(p_k, \omega_{k-1}, \omega_k; \nu)$, where the product accumulates the effect of all K interactions along the path. The inverse Fourier Transform $\mathcal{F}^{-1}(\cdot)$ converts this frequency-domain response into the time domain. Finally, the convolution operation $*$ models how the propagation-related terms are modulated by the frequency-dependent interaction effects.

Reciprocity in a Single Path. Reciprocity in acoustic propagation at an interaction surface (similar to BRDF in light transport [21]) implies that the transferred energy remains consistent when the signal direction is reversed: $f(p_k, \omega_{k-1}, \omega_k; \nu) = f(p_k, \omega_k, \omega_{k-1}; \nu)$. Since each interaction along the path is reversible, the overall signal propagation along the whole path is also reversible. If the emitter and listener poses are exchanged, the path impact function remains the same (left of Fig. 2) along the reversed path $\mathcal{P}' = \{p_{K+1} = p_e, p_K, \dots, p_1, p_0 = p_l\}$:

$$\begin{aligned} \Gamma(t; \mathcal{P}') &= \frac{1}{d_{\mathcal{P}'}} \delta\left(t - \frac{d_{\mathcal{P}'}}{c}\right) * \mathcal{F}^{-1}\left(\prod_{k=1}^K f(p_k, \omega_k, \omega_{k-1}; \nu)\right) \\ &= \frac{1}{d_{\mathcal{P}'}} \delta\left(t - \frac{d_{\mathcal{P}'}}{c}\right) * \mathcal{F}^{-1}\left(\prod_{k=1}^K f(p_k, \omega_{k-1}, \omega_k; \nu)\right) = \Gamma(t; \mathcal{P}). \end{aligned} \quad (3)$$

Therefore, when the poses of the emitter and listener are exchanged, the impulse response becomes:

$$h(t; \mathcal{P}', \omega_l, \omega_e) = G_e(\omega_K; \omega_l) \Gamma(t; \mathcal{P}') G_l(\omega_0; \omega_e). \quad (4)$$

If the gain patterns of the emitter/listener are omnidirectional (3.2), i.e., $G_e(\cdot) = G_l(\cdot) = 1$, we get:

$$h(t; \mathcal{P}, \omega_e, \omega_l) = h(t; \mathcal{P}', \omega_l, \omega_e). \quad (5)$$

Impulse Response via Multiple Paths with Reciprocity. In realistic environments, signal propagation occurs along multiple paths between the emitter and the listener due to reflections, diffractions, and other interactions. Let \mathcal{P}_n denote the n -th path. The overall impulse response $h(t)$ is modeled as the superposition of individual path contributions: $h(t) = \sum_{n=1}^N h(t; \mathcal{P}_n, \omega_e, \omega_l)$. Since each path-specific response $h(t; \mathcal{P}_n, \omega_e, \omega_l)$ satisfies reciprocity as shown earlier, the sum of these responses also preserves this property. Thus, the full impulse response $h(t)$ remains reciprocal.

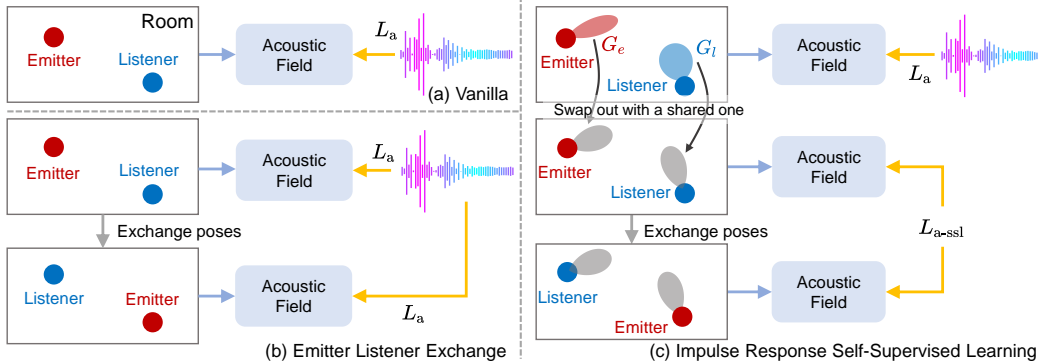


Figure 3: Leveraging reciprocity for modeling acoustic fields. a) The vanilla method uses direct supervision with measured impulse responses. b) Versa-ELE enforces response invariance under pose exchange to create physically valid virtual samples. c) Versa-SSL aligns emitter and listener gain pattern to maintain consistency under pose exchange and to enable reciprocity-based self-supervision.

3.2 Reciprocity Learning with Versa-ELE

We propose Emitter Listener Exchange (Versa-ELE) to leverage the reciprocity property under omnidirectional emitter/listener gain patterns. We denote one training sample with emitter and listener poses as $(p_e, p_l, \omega_e, \omega_l, h(t))$. We exchange the emitter and listener poses and let the impulse response remain identical, resulting in a physically valid new sample $(p_l, p_e, \omega_l, \omega_e, h(t))$. This is implemented as data augmentation as shown in Fig. 3(b). Versa-ELE leverages the inherent asymmetry in the acoustic field to transform dense listener positions into virtual emitter locations. It effectively mitigates the sparsity of emitter positions by increasing them from a few to N , where N is the number of unique listener positions in the dataset. This exchange encourages the model to understand the signal propagation path and improves its performance in resounding tasks (Fig. 4).

Versa-ELE also extends to directional emitters and listeners. Specifically, when both of them have the same gain pattern, i.e., $G_e(\cdot) = G_l(\cdot)$, we have: $G_e(\omega_0; \omega_l) = G_l(\omega_0; \omega_l)$ and $G_e(\omega_K; \omega_e) = G_l(\omega_K; \omega_e)$. These equations ensure that the joint effect of the emitter and listener’s pattern on the impulse response remains unchanged after exchanging. With the single-path reciprocity (Eqn. 3), the final impulse responses $h(t)$ remain the same, and Versa-ELE can also be applied here.

3.3 Reciprocity Learning with Versa-SSL

Versa-ELE works well if the emitter and listener share the same gain pattern. However, as shown in Fig. 2 right, if they have different patterns, directly exchanging their poses would result in a different impulse response, i.e., $h(t; \mathcal{P}, \omega_e, \omega_l) \neq h(t; \mathcal{P}', \omega_l, \omega_e)$. To deal with this, our solution is to decouple and control the influence of the gain pattern to leverage reciprocity for impulse response learning.

For the rest of this section, we first provide a primer on acoustic volume rendering (AVR) [34], which we find could decouple the influence of the listener’s gain pattern. We then introduce a self-supervised learning framework based on this to leverage reciprocity under different gain patterns conditions.

Primer on AVR and modeling gain patterns. AVR models the acoustic field with direct control over the listener gain pattern G_l , enabled by its acoustic volume rendering technique. To synthesize the impulse response received at a listener location, it integrates signals spherically from all directions:

$$h(t) = \int_{\Omega} h_{\omega}(t; p_e, p_l, \omega_e) G_l(\omega; \omega_l) d\omega, \quad (6)$$

where $h_{\omega}(t; p_e, p_l, \omega_e)$ denotes the predicted signal received by the listener at position p_l from direction ω . $h_{\omega}(t; p_e, p_l, \omega_e)$ is obtained through acoustic volume rendering, which is similar to the volume rendering in image synthesis, but considers acoustic propagation effects. We ignore the parameters p_e, p_l, ω_e on the left side ($h(t)$) of the equation for brevity. From this equation, we can manipulate the effect of the listener gain pattern by multiplying weights $G_l(\omega; \omega_l)$ to different receiving directions. It allows us to separately control the listener pattern in the final impulse response synthesis, and we find it to be basis to exploit reciprocity for impulse response training.

Versa-SSL. We introduce an impulse response Self-Supervised Learning (Versa-SSL) method that leverages the reciprocity theory by decoupling gain patterns from impulse response modeling. We

model the emitter and listener gain patterns G_e, G_l in the neural acoustic field \mathbf{F} to output impulse response $h(t)$, parameterized by emitter and listener poses:

$$\mathbf{F}(p_e, p_l, \omega_e, \omega_l, G_e, G_l) \rightarrow h(t). \quad (7)$$

We propose to manually replace the emitter/listener pattern with a shared one, i.e. G . Under this condition, the acoustic field model should output the same impulse response consistently when emitter/listener poses are exchanged, based on previous discussion (Sec. 3.2):

$$\mathbf{F}(P_l, P_e, \omega_l, \omega_e, G, G) = \mathbf{F}(P_e, P_l, \omega_e, \omega_l, G, G). \quad (8)$$

With this equation defining a reciprocity-based consistency constraint, we formulate a self-supervision learning with pairs created by exchanging poses (Fig. 3(c)). As a result, it forces the neural acoustic field to output consistently after exchanging the emitter/listener poses in a self-supervised way.

Incorporating AVR into our self-supervision framework is not straightforward, as AVR’s acoustic field does not explicitly model the emitter pattern, which can not be directly replaced for self-supervision. Instead, we exploit the ability to freely manipulate the listener pattern in Eqn. 6. We propose to keep the emitter’s pattern unchanged and swap out the listener’s pattern with the emitter’s to enable this self-supervision. To achieve this, we first query the neural acoustic field at emitter positions and sample the emitted signals across all directions to get the emitter pattern G_e , which is used to swap the listener pattern, making both patterns the same and satisfying the condition for self-supervision.

Versa-SSL Training. We use a two-stage training pipeline for Versa-SSL. In the first stage, we let the AVR model to estimate impulse response h and fit into the ground truth h^* . This is guided by the audio loss $\mathcal{L}_a(h, h^*)$ following AVR. This first stage allows the model to capture the acoustic field of the environment. After it, we extract the emitter pattern from the trained neural acoustic field and use a set of spherical harmonic parameters to encode this pattern, i.e. G_e . In the second stage, we swap out the listener pattern with the estimated emitter pattern and force the model to predict identical impulse response pairs (h_1 and h_2) before and after emitter/listener poses exchange. To enforce this consistency, we use a self-supervision loss $\mathcal{L}_{a-ssl}(h_1, h_2)$. We use both real sample and self-supervision in the second stage: $\mathcal{L} = \mathcal{L}_a(h, h^*) + \lambda \mathcal{L}_{a-ssl}(h_1, h_2)$, where λ balances two losses. Moreover, since Versa-SSL does not rely on valid data, we can flexibly select any emitter/listener poses. However, excessive flexibility can make the model learn shortcuts. To prevent these, we sample emitter/listener poses from the dataset and gradually add noise to them as Versa-SSL progresses.

Versa-SSL Inference. During inference, we can either use the learned listener gain pattern or swap in any head-related transfer functions (HRTFs) for personalized auditory experiences for immersive auditory rendering.

3.4 Discussion on the Reciprocity

While the principle of reciprocity holds under idealized conditions [31, 48] (e.g., linear, time-invariant media with symmetric reflection), real-world environments and simulated systems may deviate from these assumptions due to many factors like measurement noise, non-ideal hardware responses, or complex material properties and so on [23]. Rather than assuming perfect reciprocity in the impulse responses, Versa introduces reciprocity as a structural regularization term that enforces consistency between predicted acoustic fields under exchanged emitter–listener configurations. This approach allows the model to benefit from symmetry in wave propagation, even when perfect reciprocity does not strictly hold. We provide some preliminary verification of reciprocity [57] in Sec. 4.2.

4 Evaluation

4.1 Setup

Dataset. We use both simulated and real-world datasets to comprehensively evaluate our methods. We use MeshRIR [29] and RAF [18] as our real datasets, where MeshRIR shows similar emitter/listener gain patterns, and RAF features different emitter/listener patterns. We use the AcoustiX [34] simulator to create synthetic datasets because it provides flexibility to customize emitter and listener gain patterns in the simulation. We apply the AcoustiX simulator on three scenes from iGibson [35] and create two batches of datasets, including using the same emitter/listener gain patterns (AcoustiX-Same) and different gain patterns (AcoustiX-Diff). There are fewer than ten training emitter positions

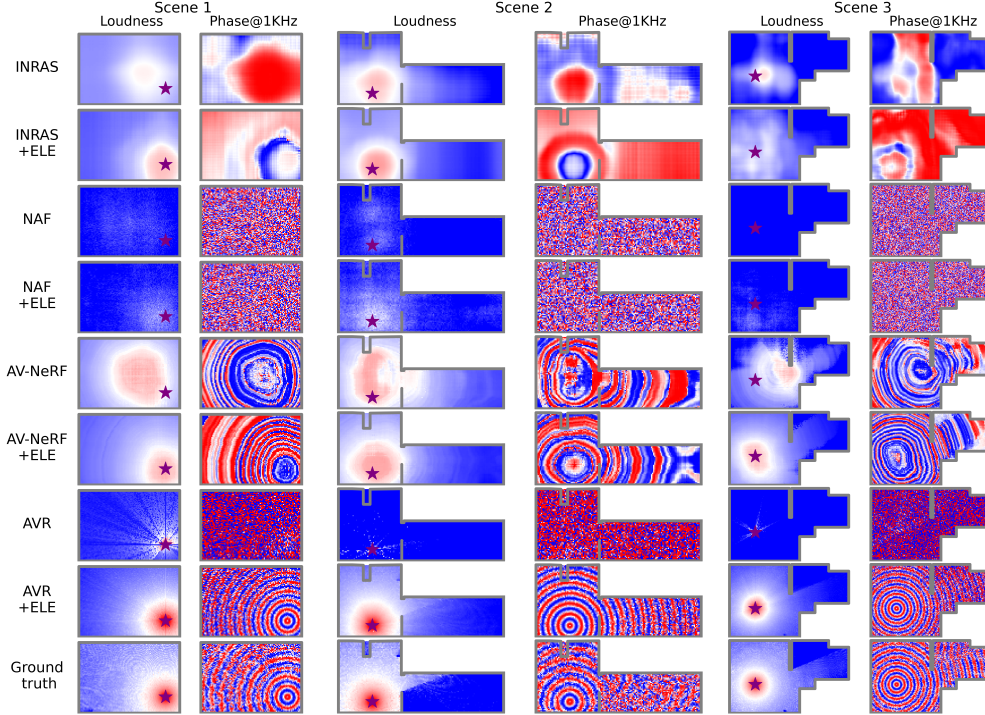


Figure 4: Comparison of acoustic field predictions across baseline methods with and without Versa-ELE. We visualize loudness distribution and phase patterns for three simulated scenes (each with *five* training emitter positions and *identical* emitter/listener gain patterns). Purple stars mark emitter positions. Versa-ELE enhances all baseline methods’ predictions, particularly in modeling energy distribution around emitters. Ground truth shown in the bottom row.

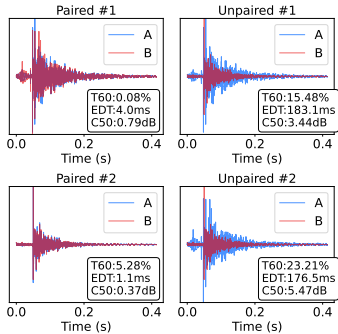


Figure 5: Paired (left) vs. unpaired (right) impulse responses.

Environment	Variant	Amp	Env	T60	C50	EDT
Kitchen	un-paired	1.74	12.0	11.3	3.69	89.1
	paired	0.24	1.8	2.1	0.29	9.8
Conference room	un-paired	1.09	7.5	18.7	3.35	120
	paired	0.22	1.0	3.3	0.23	11.9
Office room	un-paired	1.54	16.5	24.5	2.49	104.5
	paired	0.23	2.0	2.2	0.18	11.0
Simulation	un-paired	0.43	5.2	16.6	1.95	98.5
	paired 10k rays	0.13	0.14	5.9	0.4	7.1
	paired 100k rays	0.07	0.07	2.1	0.12	3.8
	paired 1000k rays	0.06	0.03	0.48	0.05	0.8

Table 1: Preliminary verification of reciprocity.

in each room for all simulated datasets, with densely sampled emitter positions for evaluation. Please refer to Appx. A.1 for more details.

Models. We compare the performance of our method with traditional audio encoding baselines using linear and nearest-neighbor interpolation [39, 54, 59]. We implement various neural acoustic field models including NAF [39], INRAS [54], AV-NeRF [37], and AVR [34]. We apply Versa-ELE (Sec. 3.2) to all these model. We only apply Versa-SSL (Sec. 3.3) to AVR as it is the only one to explicitly model the gain patterns. In addition, we also implement DiffRIR [59] as a baseline. However, since DiffRIR explicitly traces acoustic paths, Versa is excluded from it because the paths naturally remain consistent after exchanging emitter and listener positions. Please refer to Appx. A.3 for implementation details.

Evaluation Metrics. Following prior work[54, 37, 34], we measure the energy trend of impulse response by Reverberation Time (T60), Clarity (C50), and Early Decay Time (EDT). To evaluate the waveform correctness, we include envelope error (Env.), frequency domain amplitude (Amp.) error, and multi-resolution short-time Fourier transform error (STFT).

Method	Scene 1						Scene 2						Scene 3					
	STFT	Amp.	Env.	T60	C50	EDT	STFT	Amp.	Env.	T60	C50	EDT	STFT	Amp.	Env.	T60	C50	EDT
NN	2.87	0.35	3.3	15.8	2.84	19.6	3.54	0.47	3.1	43.8	10.71	25.5	3.29	0.47	3.9	48.9	7.42	35.6
Linear	2.72	0.94	6.0	15.9	3.37	20.8	3.32	1.09	5.6	69.7	15.64	37.3	3.15	1.08	6.7	62.8	11.3	51.2
DiffRIR	1.57	0.36	8.0	12.2	2.68	23.9	1.63	0.48	6.7	13.6	2.57	19.4	1.74	0.76	8.8	31.1	5.17	42.5
INRAS	1.96	0.72	3.6	12.3	2.71	24.6	1.96	0.72	3.6	12.3	2.71	24.6	4.22	1.03	3.5	93.5	7.14	50.3
w/ ELE	1.36	0.23	2.8	12.0	1.72	13.6	1.81	0.31	2.6	11.6	1.98	17.7	1.67	0.41	3.4	20.1	2.79	22.7
NAF	4.69	0.69	3.7	14.1	2.73	23.3	7.29	0.76	3.5	16.9	5.47	27.3	5.61	0.74	3.4	28.2	5.86	43.9
w/ ELE	3.27	0.66	3.5	13.2	2.2	18.2	3.27	0.66	3.1	14.1	2.17	18.2	3.37	0.58	3.3	23.7	3.31	26.5
AV-NeRF	1.69	0.85	4.6	11.0	4.98	44.1	1.87	2.35	4.8	18.7	5.26	36.6	1.85	1.17	5.2	26.2	6.09	49.3
w/ ELE	1.15	0.16	2.4	10.7	1.70	12.5	1.41	0.35	2.9	12.5	2.43	20.3	1.36	0.42	3.5	19.8	2.97	23.7
AVR	1.82	0.40	3.1	14.3	2.09	15.9	2.56	0.46	2.9	20.2	3.43	37.6	2.65	0.69	3.6	28.6	2.96	42.3
w/ ELE	1.12	0.15	2.20	10.5	1.61	12.2	1.28	0.19	1.7	11.2	1.31	12.9	1.21	0.32	2.3	18.9	2.33	20.3

Table 2: Quantitative results on AcoustiX-Same (5 emitter positions) when emitter/listener shares a gain pattern. We deploy Versa-ELE (i.e., w/ ELE) on existing neural acoustic fields.

4.2 Results

Preliminary Verification of Reciprocity. We begin by empirically verifying the acoustic reciprocity property. We collect impulse responses in an office room, a conference room, and a kitchen. Recordings are performed using an *omnidirectional microphone* [4] and an *omnidirectional loudspeaker* [10], both connected via an audio interface [7] to ensure synchronization. We capture impulse responses between pairs of locations (A, B) within each environment. For every pair, we measure the impulse response emitted from A to B and the reciprocal one from B to A. According to our analysis, these two impulse responses should be identical since both the microphone and speaker are omnidirectional. To quantify reciprocity, we collect 20 such pairs in each scene and compute the distance between (i) paired impulse responses with swapped emitter/listener positions and (ii) un-paired ones for rest of the data. As shown in Tab. 1, the paired ones exhibit $\approx 10\times$ smaller acoustic distance compared with the un-paired ones in all real-world scenes. Examples of paired and un-paired impulse responses are presented in Fig. 5, the waveform similarity between the paired one also confirm that reciprocity is well preserved. We also replicate this experiment in the AcoustiX simulated dataset. We vary the number of rays in the simulation to analyze how rendering granularity affects reciprocity consistency. In simulated dataset, paired ones achieve $\approx 100\times$ smaller distances with 1000k rays.

Results of Versa-ELE. We first evaluate Versa-ELE on similar emitter/listener gain patterns datasets, namely the AcoustiX-Same dataset in Tab. 2 and the real-world MeshRIR dataset in Tab. 3. We find that ELE can be applied to all existing learning-based impulse response estimation methods and improve their performance by a large margin.

Fig. 4 shows a qualitative visualization of the spatial field distributions in birds-eye view. With an unseen fixed emitter, we densely sample listener locations in the entire scene and plot the loudness and phase map across three scenes. With Versa-ELE, all baseline methods (INRAS, NAF, AV-NeRF, and AVR) achieve notably enhanced spatial field distributions that better reflect the emitter positions. Notably, the improvement on the AVR model is the most significant. It produces a field that best aligns with the ground truth in both loudness and phase map.

Method	STFT	Amp.	Env.	T60	C50	EDT
NN	2.46	0.42	1.33	7.6	2.34	26.9
Linear	2.65	1.22	2.76	9.9	2.76	30.9
INRAS	1.82	0.54	1.32	13.6	4.04	47.8
w/ ELE	1.73	0.36	1.22	12.9	2.51	28.2
NAF	4.81	0.69	1.18	9.9	2.28	26.2
w/ ELE	4.43	0.65	1.14	8.6	2.17	23.5
AVR	3.78	0.61	1.20	15.6	4.97	65.2
w/ ELE	1.42	0.33	1.02	7.2	1.79	20.9

Table 3: Evaluation on Versa-ELE method on MeshRIR (7 emitter positions).

Though Versa-ELE does not consider different emitter/listener gain patterns, we evaluate it on such datasets including AcoustiX-Diff in Tab. 4 and RAF-Furnished in Tab. 5. Results show that Versa-ELE can still improve these baselines by a reasonable margin, showing ELE’s wide applicability to various datasets and real-world settings, especially on neural acoustic fields that cannot incorporate gain patterns modeling (NAF, INRAS, AV-NeRF). Although Versa-ELE may not accurately account for varying gain patterns, it enhances the model’s awareness of reciprocity in the propagation path, leading to improved acoustic field modeling. Quantitatively, averaging over all models and simulated scenes, Versa-ELE improves their performance by 34% at C50, and 31% at STFT.

Results of Versa-SSL. We evaluate Versa-SSL on datasets with different emitter/listener gain patterns, including the AcoustiX-Diff dataset in Tab. 4 and the RAF dataset in Tab. 5. While we show that Versa-ELE can be applied to all the existing neural network-based impulse response estimation methods and

Method	Scene 1						Scene 2						Scene 3					
	STFT	Amp.	Env.	T60	C50	EDT	STFT	Amp.	Env.	T60	C50	EDT	STFT	Amp.	Env.	T60	C50	EDT
NN	2.86	0.48	5.8	69.1	13.9	104.4	2.52	0.48	4.9	77.7	18.1	116.5	2.74	0.60	9.5	60.9	17.13	208.5
Linear	2.44	0.67	9.1	70.5	18.1	233.4	1.96	0.95	8.1	77.5	22.2	238.8	2.26	0.69	11.6	61.1	17.34	216.9
DiffRIR	1.59	0.35	7.3	16.5	2.52	24.2	1.61	0.68	7.4	18.8	3.17	24.5	1.68	0.64	8.2	26.7	3.91	32.8
INRAS	3.12	1.05	5.3	30.9	6.45	48.8	2.65	1.56	3.8	67.9	6.71	44.3	4.12	1.05	4.3	94.8	6.94	67.1
w/ ELE	1.91	0.31	4.3	16.8	2.93	23.1	1.76	0.64	3.4	25.5	4.36	31.3	1.58	0.38	3.9	38.4	3.13	29.6
NAF	5.21	0.59	4.8	37.5	4.17	34.9	6.21	0.73	3.2	40.5	5.61	40.3	8.12	0.71	4.2	57.7	6.41	51.6
w/ ELE	4.12	0.56	4.5	20.0	2.97	24.4	4.51	0.61	3.1	22.8	4.43	32.5	4.09	0.56	4.1	32.4	4.50	35.9
AV-NeRF	1.99	1.17	6.3	18.5	4.32	43.1	2.16	1.22	3.6	16.5	3.01	24.7	2.27	1.49	6.0	35.1	5.45	49.7
w/ ELE	1.57	0.35	4.7	16.1	2.72	21.6	1.61	0.42	3.0	16.9	2.85	22.9	1.62	0.72	4.7	32.7	4.97	40.1
AVR	2.65	0.77	4.1	36.1	4.96	41.7	2.65	0.95	3.6	76.1	5.50	64.3	2.45	0.95	4.2	46.2	5.69	51.2
w/ ELE	1.83	0.34	3.9	17.3	2.83	29.2	1.79	0.48	2.5	24.4	3.79	26.8	1.62	0.48	3.8	32.1	4.36	42.5
w/ SSL	1.39	0.25	3.6	15.7	2.09	21.5	1.26	0.27	2.3	15.4	1.31	21.6	1.31	0.27	3.5	19.4	2.07	24.1

Table 4: Results on AcoustiX-Diff (*5 emitter positions*) when emitter and listener have different gain patterns. We apply Versa-ELE for all the models, and Versa-SSL method on AVR.

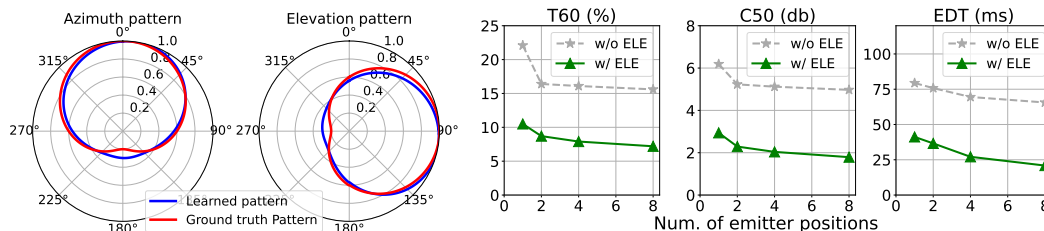


Figure 6: Learned gain pattern with direction-integrated impulse responses.

Figure 7: Performance across different numbers of emitter positions.

improve their performance, Versa-SSL could further surpass Versa-ELE by 24% at C50, and 48% at STFT on the AVR model. In total, Versa-SSL improves vanilla AVR by 49% at C50, and 66% at STFT. These improvements can be largely attributed to handling the gain pattern correctly with self-supervision, which makes the model aware of reciprocity in the acoustic propagation.

Recall Fig. 1, we visualize the spatial field distributions when the emitter and listener have different gain patterns. With both the ELE and SSL strategies, the AVR model can produce more accurate phase maps that align with the ground-truth. However, Versa-ELE cannot accurately reflect the direction of the emitter in the loudness map, as we force the model to learn inaccurate impulse responses after exchanging poses, which causes directionality confusion. In contrast, as Versa-SSL deals with gain pattern properly through self-supervision, it helps to build a correct acoustic field with better directionality. We also show our estimated gain pattern on the AcoustiX-Diff in Fig. 6, indicating that our estimation is close to the ground truth.

Perceptual user study. We conducted a user study to evaluate the subjective quality of impulse response estimation. In total, we generate eight audio clips from three simulated scenes involving moving listeners and speakers. We also simulate reference impulse responses as ground truth. Each estimated and reference impulse response is convolved with dry sound, and participants watch a video from the microphone’s perspective for added realism. They are then asked to compare the generated audio to the reference in terms of volume, directional cues, and overall similarity.

Method	Amp.	Env.	T60	C50	EDT	STFT
NN	0.75	11.8	23.4	6.5	167.1	4.74
Linear	0.99	16.9	29.1	7.6	201.9	4.28
DiffRIR	0.71	22.3	28.9	4.23	154.3	1.61
INRAS	0.66	8.8	19.4	5.63	149.6	3.21
w/ ELE	0.50	6.6	16.3	4.67	117.3	3.43
NAF	0.65	6.0	15.4	5.91	123.6	6.22
w/ ELE	0.63	5.9	14.7	5.20	109.5	5.46
AV-NeRF	1.27	10.1	15.3	4.57	110.7	2.55
w/ ELE	0.66	6.5	12.7	4.12	96.4	2.41
AVR	0.59	5.8	14.8	4.24	99.6	2.35
w/ ELE	0.51	5.2	13.9	4.14	95.8	2.16
w/ SSL	0.48	4.9	12.2	3.65	83.6	1.91

Table 5: Results on RAF-Furnished (*4 emitters*).

	ELE vs Vanilla	SSL vs ELE
Volume	90.0%	88.3%
Directional	90.0%	90.0%
Overall	93.3%	85.0%

Table 6: Results of the perceptual user study.

Our user study with 15 participants shows that 93.3% of responses preferred Versa-ELE over the vanilla model in terms of overall similarity. Additionally, 85% of responses indicated that Versa-SSL

outperforms Versa-ELE in sound volume and directional cues. As shown in Tab. 6. Please find more details in the Appx. B.3.

4.3 Ablation studies

What is the influence of number of emitter positions? We analyze how varying the number of emitter positions affects Versa. As shown in Fig. 7, while increasing the number of emitter positions in the dataset can improve the vanilla AVR performance, with the help of Versa-ELE, we can further improve the model’s performance by 50%. This shows that Versa consistently improves the vanilla model by a large margin across different numbers of emitter positions. More ablation results on different methods with various numbers of emitter and listener positions can be found in Appx. B.1.

Study objective	Variant	Amp	Env	T60	C50	EDT
<i>Does the model learn reciprocity?</i>	NAF w/o Versa-ELE	0.33	5.9	13.5	2.83	50.4
	NAF w/ Versa-ELE	0.27	3.0	5.4	0.45	8.4
	AVR w/o Versa-ELE	0.54	10.6	16.6	4.13	86.9
	AVR w/ Versa-ELE	0.06	0.5	4.8	0.61	10.8
<i>Comparison with common SSL loss</i>	Vanilla	0.89	3.97	52.8	5.35	52.4
	Contrastive loss	0.47	3.45	25.3	3.22	36.0
	Versa-SSL	0.26	3.10	16.8	1.82	22.4

Table 7: Ablation on the reciprocity verification on the trained model and self-supervision loss.

Does the model learn reciprocity with Versa? We emphasize the importance of verifying whether the neural acoustic field models trained with Versa indeed exhibit reciprocity. To this end, we randomly query the trained AVR and NAF models with swapped emitter–listener pairs across different scenes and measure the similarity between the predicted impulse responses. As summarized in Tab. 7, the models trained with Versa produce paired predictions that achieve substantially lower acoustic metric differences compared to those trained without Versa. These results demonstrate that Versa effectively encourages the neural acoustic field to learn and preserve reciprocity.

How effective is Versa-SSL compared with standard contrastive loss? We also evaluate standard contrastive loss by treating emitter/listener swapped pairs as positives and others as negatives. As shown in the bottom of Tab. 7, contrastive loss yields smaller gains over the Versa-SSL. We attribute this to the ambiguous notion of negatives pairs in acoustic field modeling. Unlike vision tasks with clearly separable categories, impulse responses from different spatial locations can exhibit nearly identical patterns, while responses from nearby poses may differ drastically due to occlusions or boundary effects. As a result, spatial distance alone does not reliably define negative pairs.

5 Discussion

Conclusion. In this work, we leverage acoustic reciprocity to improve impulse response estimation, addressing the challenge of resounding under sparse emitter configurations. We introduce the Versa-ELE to augment training data which leads to substantial improvements in neural acoustic models. In addition, we propose a Versa-SSL to handle complex gain pattern asymmetries, enabling more accurate acoustic field synthesis. More broadly, our results highlight a paradigm where fundamental physical laws can be translated into machine learning training strategies, improving generalization under sparse data. This principle applies beyond acoustics to light transport and RF propagation, where physical symmetries also govern wave interactions. By embedding these constraints directly into the learning process, models can extrapolate more robustly to unseen configurations and maintain physical correctness even under limited supervision. We envision that such physics-grounded learning frameworks will serve as a foundation for future research at the intersection of simulation, perception and more across multiple sensing modalities.

Limitation and Future Works. Despite its effectiveness, Versa still requires a non-sparse number of listener positions per scene, limiting its scalability in scenarios where dense microphone deployment is impractical. Moreover, our current acoustic modeling relies on ray-based geometric acoustics, which may be less accurate for low-frequency sounds whose wavelengths are comparable to or larger than scene dimensions. Future work can explore few-shot or zero-shot approaches by integrating more audio-visual correspondence and other acoustic properties beyond reciprocity, which can further reduce the need for dense sampling of listener positions.

Acknowledgments

We thank the members of the WAVES Lab at the University of Pennsylvania for their valuable feedback. We are grateful to the anonymous reviewers for their insightful comments and suggestions.

References

- [1] Mohamed Afham, Isuru Dissanayake, Dinithi Dissanayake, Amaya Dharmasiri, Kanchana Thilakarathna, and Ranga Rodrigo. Crosspoint: Self-supervised cross-modal contrastive learning for 3d point cloud understanding, 2022.
- [2] Triantafyllos Afouras, Andrew Owens, Joon Son Chung, and Andrew Zisserman. Self-supervised learning of audio-visual objects from video, 2020.
- [3] Haider Al-Tahan and Yalda Mohsenzadeh. Clar: Contrastive learning of auditory representations, 2020.
- [4] Analog Devices. *ADMP401 (Rev. E) Data Sheet*, n.d. Accessed: Oct. 6, 2025.
- [5] Niccolo Antonello, Enzo De Sena, Marc Moonen, Patrick A Naylor, and Toon Van Waterschoot. Room impulse response interpolation using a sparse spatio-temporal representation of the sound field. *IEEE/ACM Transactions on Audio, Speech, and Language Processing*, 25(10):1929–1941, 2017.
- [6] Constantine A Balanis. *Advanced engineering electromagnetics*. John Wiley & Sons, 2012.
- [7] Bela. Multichannel audio.
- [8] Swapnil Bhosale, Haosen Yang, Diptesh Kanojia, Jiankang Deng, and Xiatian Zhu. Av-gs: Learning material and geometry aware priors for novel view acoustic synthesis. *arXiv preprint arXiv:2406.08920*, 2024.
- [9] Nikolas Borrel-Jensen, Somdatta Goswami, Allan P Engsig-Karup, George Em Karniadakis, and Cheol-Ho Jeong. Sound propagation in realistic interactive 3d scenes with parameterized sources using deep neural operators. *Proceedings of the National Academy of Sciences*, 121(2):e2312159120, 2024.
- [10] Bose Corporation. Bose soundlink revolve ii bluetooth speaker. <https://www.bose.com/p/speakers/bose-soundlink-revolve-ii-bluetooth-speaker/SLRVII-SPEAKERWIRELESS.html>, n.d. Accessed: 2025-10-06.
- [11] Changan Chen, Carl Schissler, Sanchit Garg, Philip Kobernik, Alexander Clegg, Paul Calamia, Dhruv Batra, Philip Robinson, and Kristen Grauman. Soundspaces 2.0: A simulation platform for visual-acoustic learning. *Advances in Neural Information Processing Systems*, 35:8896–8911, 2022.
- [12] Mingfei Chen, Israel D Gebru, Ishwarya Ananthabhotla, Christian Richardt, Dejan Markovic, Jake Sandakly, Steven Krenn, Todd Keebler, Eli Shlizerman, and Alexander Richard. Sound-vista: Novel-view ambient sound synthesis via visual-acoustic binding. In *Proceedings of the Computer Vision and Pattern Recognition Conference*, pages 8331–8341, 2025.
- [13] Mingfei Chen and Eli Shlizerman. Av-cloud: Spatial audio rendering through audio-visual cloud splatting. In *The Thirty-eighth Annual Conference on Neural Information Processing Systems*.
- [14] Mingfei Chen, Kun Su, and Eli Shlizerman. Be everywhere-hear everything (bee): Audio scene reconstruction by sparse audio-visual samples. In *Proceedings of the IEEE/CVF International Conference on Computer Vision*, pages 7853–7862, 2023.
- [15] Ting Chen, Simon Kornblith, Mohammad Norouzi, and Geoffrey Hinton. A simple framework for contrastive learning of visual representations. *arXiv preprint arXiv:2002.05709*, 2020.
- [16] Xinlei Chen and Kaiming He. Exploring simple siamese representation learning. In *Proceedings of the IEEE/CVF Conference on Computer Vision and Pattern Recognition (CVPR)*, pages 15750–15758, June 2021.

- [17] Zhaoxi Chen and Ziwei Liu. Relighting4d: Neural relightable human from videos. In *European Conference on Computer Vision*, pages 606–623. Springer, 2022.
- [18] Ziyang Chen, Israel D Gebru, Christian Richardt, Anurag Kumar, William Laney, Andrew Owens, and Alexander Richard. Real acoustic fields: An audio-visual room acoustics dataset and benchmark. *arXiv preprint arXiv:2403.18821*, 2024.
- [19] Ziyang Chen, Shengyi Qian, and Andrew Owens. Sound localization from motion: Jointly learning sound direction and camera rotation. 2023.
- [20] Jian Gao, Chun Gu, Youtian Lin, Hao Zhu, Xun Cao, Li Zhang, and Yao Yao. Relightable 3d gaussian: Real-time point cloud relighting with brdf decomposition and ray tracing. *arXiv preprint arXiv:2311.16043*, 2023.
- [21] Darya Guarnera, Giuseppe Claudio Guarnera, Abhijeet Ghosh, Cornelia Denk, and Mashhuda Glencross. Brdf representation and acquisition. In *Computer Graphics Forum*, volume 35, pages 625–650. Wiley Online Library, 2016.
- [22] Kaiwen Guo, Peter Lincoln, Philip Davidson, Jay Busch, Xueming Yu, Matt Whalen, Geoff Harvey, Sergio Orts-Escolano, Rohit Pandey, Jason Dourgarian, et al. The relightables: Volumetric performance capture of humans with realistic relighting. *ACM Transactions on Graphics (ToG)*, 38(6):1–19, 2019.
- [23] Mark F Hamilton and David T Blackstock. *Nonlinear acoustics*. Springer Nature, 2024.
- [24] Yiduo Hao, Sohrab Madani, Junfeng Guan, Mohammed Alloulah, Saurabh Gupta, and Haitham Hassanieh. Bootstrapping autonomous driving radars with self-supervised learning. In *Proceedings of the IEEE/CVF Conference on Computer Vision and Pattern Recognition (CVPR)*, pages 15012–15023, June 2024.
- [25] Kaiming He, Haoqi Fan, Yuxin Wu, Saining Xie, and Ross Girshick. Momentum contrast for unsupervised visual representation learning. In *Proceedings of the IEEE/CVF Conference on Computer Vision and Pattern Recognition (CVPR)*, June 2020.
- [26] Derong Jin and Ruohan Gao. Differentiable room acoustic rendering with multi-view vision priors. *arXiv preprint arXiv:2504.21847*, 2025.
- [27] Bernhard Kerbl, Georgios Kopanas, Thomas Leimkühler, and George Drettakis. 3d gaussian splatting for real-time radiance field rendering. *ACM Trans. Graph.*, 42(4):139–1, 2023.
- [28] Diederik P Kingma. Adam: A method for stochastic optimization. *arXiv preprint arXiv:1412.6980*, 2014.
- [29] Shoichi Koyama, Tomoya Nishida, Keisuke Kimura, Takumi Abe, Natsuki Ueno, and Jesper Brunström. Meshrir: A dataset of room impulse responses on meshed grid points for evaluating sound field analysis and synthesis methods. In *2021 IEEE Workshop on Applications of Signal Processing to Audio and Acoustics (WASPAA)*, pages 1–5. IEEE, 2021.
- [30] Shoichi Koyama, Juliano GC Ribeiro, Tomohiko Nakamura, Natsuki Ueno, and Mirco Pezzoli. Physics-informed machine learning for sound field estimation. *arXiv preprint arXiv:2408.14731*, 2024.
- [31] Heinrich Kuttruff. *Room acoustics*. Crc Press, 2016.
- [32] Eric P Lafortune and Yves D Willems. Rendering participating media with bidirectional path tracing. In *Rendering Techniques’ 96: Proceedings of the Eurographics Workshop in Porto, Portugal, June 17–19, 1996*, pages 91–100. Springer, 1996.
- [33] Zitong Lan, Yiduo Hao, and Mingmin Zhao. Guiding audio editing with audio language model. *arXiv preprint arXiv:2509.21625*, 2025.
- [34] Zitong Lan, Chenhao Zheng, Zhiwei Zheng, and Mingmin Zhao. Acoustic volume rendering for neural impulse response fields. In *The Thirty-eighth Annual Conference on Neural Information Processing Systems*, 2024.

- [35] Chengshu Li, Fei Xia, Roberto Martín-Martín, Michael Lingelbach, Sanjana Srivastava, Bokui Shen, Kent Vainio, Cem Gokmen, Gokul Dharan, Tanish Jain, et al. igibson 2.0: Object-centric simulation for robot learning of everyday household tasks. *arXiv preprint arXiv:2108.03272*, 2021.
- [36] Susan Liang, Chao Huang, Yapeng Tian, Anurag Kumar, and Chenliang Xu. Neural acoustic context field: Rendering realistic room impulse response with neural fields. *arXiv preprint arXiv:2309.15977*, 2023.
- [37] Susan Liang, Chao Huang, Yapeng Tian, Anurag Kumar, and Chenliang Xu. Av-nerf: Learning neural fields for real-world audio-visual scene synthesis. *Advances in Neural Information Processing Systems*, 36, 2024.
- [38] Xiulong Liu, Anurag Kumar, Paul Calamia, Sebastia V. Amengual, Calvin Murdock, Ishwarya Ananthabhotla, Philip Robinson, Eli Shlizerman, Vamsi Krishna Ithapu, and Ruohan Gao. Hearing anywhere in any environment. In *Proceedings of the IEEE/CVF Conference on Computer Vision and Pattern Recognition (CVPR)*, pages 5732–5741, June 2025.
- [39] Andrew Luo, Yilun Du, Michael Tarr, Josh Tenenbaum, Antonio Torralba, and Chuang Gan. Learning neural acoustic fields. *Advances in Neural Information Processing Systems*, 35:3165–3177, 2022.
- [40] Rémi Mignot, Gilles Chardon, and Laurent Daudet. Low frequency interpolation of room impulse responses using compressed sensing. *IEEE/ACM Transactions on Audio, Speech, and Language Processing*, 22(1):205–216, 2013.
- [41] Ben Mildenhall, Pratul P Srinivasan, Matthew Tancik, Jonathan T Barron, Ravi Ramamoorthi, and Ren Ng. Nerf: Representing scenes as neural radiance fields for view synthesis. *Communications of the ACM*, 65(1):99–106, 2021.
- [42] Xavier Puig, Kevin Ra, Marko Boben, Jiaman Li, Tingwu Wang, Sanja Fidler, and Antonio Torralba. Virtualhome: Simulating household activities via programs. In *Proceedings of the IEEE Conference on Computer Vision and Pattern Recognition*, pages 8494–8502, 2018.
- [43] Alec Radford, Jong Wook Kim, Chris Hallacy, Aditya Ramesh, Gabriel Goh, Sandhini Agarwal, Girish Sastry, Amanda Askell, Pamela Mishkin, Jack Clark, Gretchen Krueger, and Ilya Sutskever. Learning transferable visual models from natural language supervision, 2021.
- [44] Anton Ratnarajah, Sreyan Ghosh, Sonal Kumar, Purva Chiniya, and Dinesh Manocha. Av-rir: Audio-visual room impulse response estimation. *arXiv preprint arXiv:2312.00834*, 2023.
- [45] Anton Ratnarajah, Sreyan Ghosh, Sonal Kumar, Purva Chiniya, and Dinesh Manocha. Av-rir: Audio-visual room impulse response estimation. In *Proceedings of the IEEE/CVF Conference on Computer Vision and Pattern Recognition*, pages 27164–27175, 2024.
- [46] Anton Ratnarajah, Zhenyu Tang, Rohith Aralikatti, and Dinesh Manocha. Mesh2ir: Neural acoustic impulse response generator for complex 3d scenes. In *Proceedings of the 30th ACM International Conference on Multimedia*, pages 924–933, 2022.
- [47] Mirco Ravanelli and Yoshua Bengio. Learning speaker representations with mutual information, 2019.
- [48] John William Strutt Baron Rayleigh. *The theory of sound*, volume 2. Macmillan, 1896.
- [49] Juliano GC Ribeiro, Shoichi Koyama, Ryosuke Horiuchi, and Hiroshi Saruwatari. Sound field estimation based on physics-constrained kernel interpolation adapted to environment. *IEEE/ACM Transactions on Audio, Speech, and Language Processing*, 2024.
- [50] Juliano GC Ribeiro, Shoichi Koyama, and Hiroshi Saruwatari. Kernel interpolation of acoustic transfer functions with adaptive kernel for directed and residual reverberations. In *ICASSP 2023-2023 IEEE International Conference on Acoustics, Speech and Signal Processing (ICASSP)*, pages 1–5. IEEE, 2023.

- [51] Dirk Schröder. *Physically based real-time auralization of interactive virtual environments*, volume 11. Logos Verlag Berlin GmbH, 2011.
- [52] AL Shelankov and GE Pikus. Reciprocity in reflection and transmission of light. *Physical Review B*, 46(6):3326, 1992.
- [53] Mel Slater and Maria V Sanchez-Vives. Enhancing our lives with immersive virtual reality. *Frontiers in Robotics and AI*, 3:74, 2016.
- [54] Kun Su, Mingfei Chen, and Eli Shlizerman. Inras: Implicit neural representation for audio scenes. *Advances in Neural Information Processing Systems*, 35:8144–8158, 2022.
- [55] Matthew Tancik, Ethan Weber, Evonne Ng, Ruilong Li, Brent Yi, Justin Kerr, Terrance Wang, Alexander Kristoffersen, Jake Austin, Kamyar Salahi, Abhik Ahuja, David McAllister, and Angjoo Kanazawa. Nerfstudio: A modular framework for neural radiance field development. In *ACM SIGGRAPH 2023 Conference Proceedings*, SIGGRAPH '23, 2023.
- [56] Zhenyu Tang, Rohith Aralikatti, Anton Jeran Ratnarajah, and Dinesh Manocha. Gwa: A large high-quality acoustic dataset for audio processing. In *ACM SIGGRAPH 2022 Conference Proceedings*, pages 1–9, 2022.
- [57] Tjeert Ten Wolde. Reciprocity measurements in acoustical and mechano-acoustical systems. review of theory and applications. *Acta Acustica united with Acustica*, 96(1):1–13, 2010.
- [58] Natsuki Ueno, Shoichi Koyama, and Hiroshi Saruwatari. Kernel ridge regression with constraint of helmholtz equation for sound field interpolation. In *2018 16th International Workshop on Acoustic Signal Enhancement (IWAENC)*, pages 1–440. IEEE, 2018.
- [59] Mason Long Wang, Ryosuke Sawata, Samuel Clarke, Ruohan Gao, Shangzhe Wu, and Jiajun Wu. Hearing anything anywhere. In *Proceedings of the IEEE/CVF Conference on Computer Vision and Pattern Recognition*, pages 11790–11799, 2024.
- [60] Zhirong Wu, Yuanjun Xiong, Stella Yu, and Dahua Lin. Unsupervised feature learning via non-parametric instance-level discrimination, 2018.
- [61] Saining Xie, Jiatao Gu, Demi Guo, Charles R. Qi, Leonidas J. Guibas, and Or Litany. Pointcontrast: Unsupervised pre-training for 3d point cloud understanding, 2020.
- [62] Tianyu Xu, Jihan Li, Penghe Zu, Pranav Sahay, Maruchi Kim, Jack Obeng-Marnu, Farley Miller, Xun Qian, Katrina Passarella, Mahitha Rachumalla, et al. Enhancing xr auditory realism via multimodal scene-aware acoustic rendering. In *Proceedings of the 38th Annual ACM Symposium on User Interface Software and Technology*, pages 1–16, 2025.
- [63] Kai Zhang, Fujun Luan, Qianqian Wang, Kavita Bala, and Noah Snavely. Physg: Inverse rendering with spherical gaussians for physics-based material editing and relighting. In *Proceedings of the IEEE/CVF Conference on Computer Vision and Pattern Recognition*, pages 5453–5462, 2021.
- [64] Tengxiang Zhang, Zitong Lan, Chenren Xu, Yanrong Li, and Yiqiang Chen. Bleselect: Gestural iot device selection via bluetooth angle of arrival estimation from smart glasses. *Proceedings of the ACM on Interactive, Mobile, Wearable and Ubiquitous Technologies*, 6(4):1–28, 2023.

A Additional Implementation Details

A.1 Dataset Details

AcoustiX. We show the emitter locations in three different simulated scenes from the iGibson dataset [35] in Fig. 8. For each scene, there are five emitter positions in the training set, and each with around 5K emitter pairs, resulting 25K training samples. We randomly sample 10 novel emitter locations to construct the testing set, resulting in a total of 15K samples.

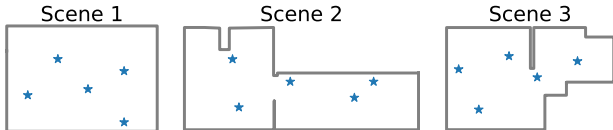


Figure 8: Visualization of dataset emitter placements.

MeshRIR. We subdivide the S32-441 variant to use 7 emitter positions (3K emitter/listener pairs) as training samples, while reserving 25 emitter positions (11K total emitter/listener pairs) for testing.

RAF. We randomly select 4 emitter positions in both FurnishedRoom and EmptyRoom split, resulting in a total of 1.5K training samples, and we resample 6K testing samples in each setting.

Dataset setup. For similar emitter/listener gain patterns, we utilize the S32-M441 split MeshRIR dataset and sub-divide it to include seven emitter positions in the training set. We create simulated AcoustiX datasets while maintaining the emitter and listener to have the same pattern, naming it AcoustiX-Same. For different emitter/listener gain patterns, we use real-world RAF Furnishedroom and Emptyroom split, while re-dividing these to include several sparse (< 10) emitter positions for training. We again use AcoustiX to simulate the same three scenes but set different emitter and listener gain patterns, naming it AcoustiX-Diff. The impulse responses are resampled to 16 kHz sampling rate for the AcoustiX and RAF datasets and 24 kHz sampling rate for the MeshRIR dataset.

A.2 Model Details

NAF. We create 3D grid features for original NAF [39] implementation. We use a STFT window size of 256 (hop size 64) to deal with 16 KHz impulse response and a STFT window size of 512 (hop size 128) to deal with 24 KHz impulse response. We let the model directly predict the amplitude of the spectrogram and use a random phase to synthesize the final impulse response. We only implement the Versa-ELE method on NAF. We fully exchange the emitter and listener poses and generate a new impulse response sample in the AcoustiX and MeshRIR datasets. For the RAF dataset, we only exchange the emitter and listener positions, since no listener orientation is provided.

AV-NeRF. We use AV-NeRF [37] SoundSpace variant to predict the room impulse response on all the experiments. We train a vision NeRF model first and reconstruct novel-view RGB and depth images at the listener location and direction in 256×256 resolution. We used a frozen ResNet-18 trained on ImageNet as the feature extractor. We follow a similar implementation for the Versa strategy as in NAF.

INRAS. We use the 3d positions of emitter, listener, and bounce points in the scene and the orientation of emitter and listener as network input, similar in [18]. We randomly sample 1024 points in the scene to represent the scene geometry. We also follow a similar implementation for the Versa strategy as in NAF.

AVR. We implement the Versa-ELE method on AVR [34] by fully exchanging the emitter and listener poses and generating a new impulse response sample. For Versa-SSL, to estimate the emitter gain pattern in AVR, we query the network with the emitter’s positions to obtain the signals transmitted from these positions in various directions. To reconstruct the gain pattern, the directionality is characterized by the average signal energy in each specific direction, which is subsequently normalized across all directions.

DiffRIR. DiffRIR [59] takes the emitter locations and listener locations to trace paths between them. Then it optimizes a set of acoustic parameters along the traced path. For each scene, we use around 40 simplified meshes to represent the room geometries. We used a maximum of 3-bounce ray tracing

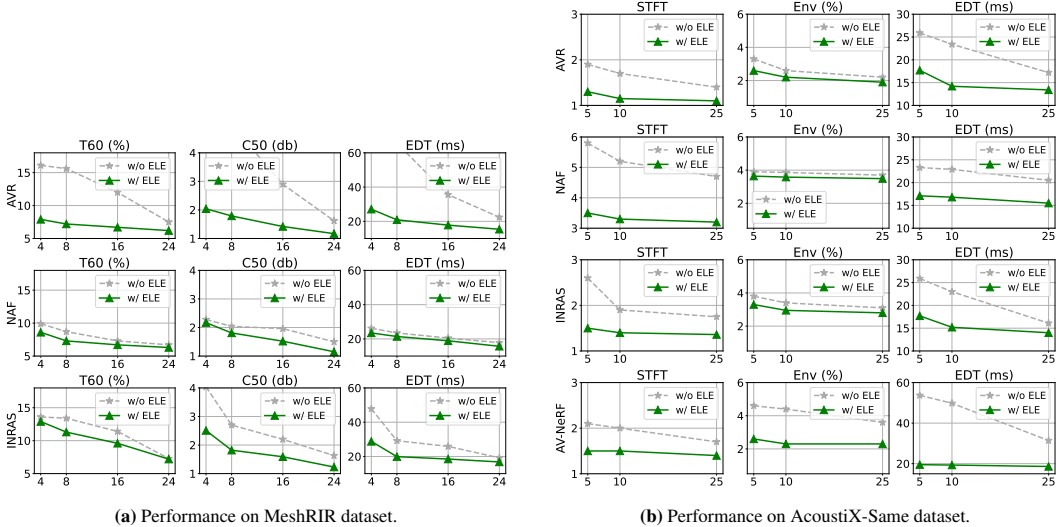


Figure 9: Performance comparison of different methods on (a) MeshRIR and (b) AcoustiX-Same datasets.

with up to 10 axial bounces to keep the training time manageable. DiffRIR is excluded from using any of our Versa method because it already traces the propagation paths, enforcing that the reciprocity property holds.

A.3 Implementation Details

For NAF, INRAS, AV-NeRF, and AVR experiments, we use the AdamW optimizer [28] with a cosine learning rate scheduler that starts from 10^{-3} and decays to 10^{-4} , with a batch size of 64 for NAF, INRAS, and AV-NeRF, and a batch size of 4 for AVR. To implement Versa-SSL method on AVR, we use a fourth-order spherical harmonics [27] to estimate the emitter gain pattern. We initiate the second stage of Versa-SSL on AVR halfway through the total training epochs, gradually adding position variation to a standard deviation of 0.3 m. We use a loss weight $\lambda=0.8$. In the DiffRIR experiments, we use an AdamW optimizer with a learning rate 10^{-3} and a batch size of 4. For AV-NeRF, we use nerfacto [55] to render RGB and depth images following [37, 18]. We train all the models on NVIDIA L40s GPUs for 200 epochs.

B Additional Experiment Results

B.1 Quantitative Results

More results on RAF dataset. We show more results on the RAF-EmptyRoom on Tab. 8, our evaluation metrics show the effectiveness for both Versa-SSL and Versa-ELE as well.

More results on different scales of the dataset.

To further show that our proposed method is robust to different methods with various numbers of emitter positions, we plot the metrics for each method in Fig. 9a and 9b on MeshRIR and AcoustiX-Same dataset. Versa can consistently improve each baseline model under different numbers of emitter settings, even with denser emitter placements.

In addition to emitter positions, we also show that our method is effective when training with fewer listeners. We experiment on AcoustiX, which only uses 10x less (around 400) listener positions per emitter. Our method is also effective in this case with fewer listeners and improves baseline performance as shown in the

Method	Amp.	Env.	T60	C50	EDT	STFT
NN	1.95	11.1	15.9	7.25	174.4	5.42
Linear	2.63	12.9	27.7	8.03	216.4	4.97
DiffRIR	1.40	4.2	24.4	3.29	122.0	1.93
INRAS	1.09	16.2	19.1	7.13	123.2	2.59
w/ ELE	1.07	9.6	18.2	4.25	89.2	2.54
NAF	0.99	7.3	13.5	3.87	84.7	3.42
w/ ELE	0.89	6.6	13.5	4.12	84.1	3.39
AV-NeRF	2.68	11.9	11.9	3.75	88.8	2.44
w/ ELE	1.14	7.49	12.2	3.45	80.8	2.21
AVR	1.21	9.8	12.8	4.48	109.5	2.98
w/ ELE	0.98	7.8	12.4	3.95	85.6	2.43
w/ SSL	0.78	6.2	11.0	3.21	71.3	1.83

Table 8: Results on RAF-Furnished (4 emitters).

Variant	STFT	Amp.	Env.	T60	C50	EDT
INRAS (5k)	1.9	0.72	3.6	12.3	2.7	24.6
10x less	2.6	1.72	3.8	19.5	3.4	25.9
10x less w/ ELE	1.5	0.43	3.3	16.5	2.6	17.7
NAF (5k)	4.7	0.69	3.7	14.1	2.7	23.3
10x less	5.8	0.72	3.9	17.6	2.9	25.8
10x less w/ ELE	3.5	0.67	3.6	16.5	2.5	18.3
AV-NeRF (5k)	1.7	0.85	4.6	11.0	5.0	44.5
10x less	2.1	1.33	4.6	16.8	6.2	53.7
10x less w/ ELE	1.5	0.32	2.6	17.5	3.8	19.5
AVR (5k)	1.8	0.4	3.1	14.3	2.1	15.9
10x less	1.9	0.55	3.3	15.1	2.6	16.9
10x less w/ ELE	1.3	0.24	2.6	12.6	2.0	14.3

(a) Versa is also effective with 10× fewer listeners.

	STFT	Amp.	Env.	T60	C50	EDT
NN	2.6	0.83	11.4	26.1	4.4	52.8
Linear	2.5	0.84	13.4	23.6	4.2	47.7
NAF	3.3	0.79	10.4	23.7	3.6	49.9
w/ ELE	2.6	0.54	7.9	17.9	2.3	28.2
INRAS	2.5	0.98	9.8	26.5	3.8	47.7
w/ ELE	2.2	0.76	7.5	18.9	2.3	31.6
AVR	2.2	0.82	11.1	22.9	2.9	45.4
w/ ELE	1.7	0.57	7.3	16.8	2.1	27.9

(b) Results on GWA dataset.

Table 9: Quantitative comparison across datasets. (a) Fewer listener positions; (b) GWA dataset.

Tab 9a. With Versa, each model can predict much better results when having 10X fewer listener samples, even compared with the vanilla method with 10X more samples.

More results on GWA dataset. Furthermore, we also experiment on the GWA dataset [56] that simulates impulse response with a hybrid ray-based and wave-based method. Each room contains only 5 emitter positions, and there are 100 listener positions per emitter. We demonstrate that Versa still consistently improves the performance as shown in Tab. 9b.

B.2 Discussion on the permutation invariant structure.

Versa is grounded in the physical principle of acoustic reciprocity. Based on the reciprocity principle, it is possible to design permutation-invariant neural networks like shared encoders for emitter and listener. Such architecture enforces symmetry unconditionally, regardless of whether impulse response remains the same with direct swapping. However, emitters and listeners can have different directional gain patterns, which breaks the impulse response invariance. Enforcing strict symmetry in such cases would mislead the model to make incorrect assumptions.

We provide results on AcoustiX-Diff with a permutation-invariant version of NAF. As shown in the Tab. 10, this structure can improve the performance on the original NAF under the sparse emitters settings. As this design treats the emitter/listener exactly the same, it can alleviate the problem of sparse emitters. However, the permutation-invariant design strictly forces the model to output symmetric results and does not consider the unique features of the emitter or listener including different gain patterns. In contrast, vanilla neural acoustic models that encode emitter/listener features separately are not strictly constrained to this inappropriate symmetry and can benefit from the Versa-ELE for better performance. Finally, AVR with Versa-SSL achieves the best overall performance as it correctly handles the different gain patterns.

Variant	STFT	Amp.	Env.	T60	C50	EDT
NAF	6.51	0.68	4.1	45.6	5.49	42.3
NAF + permutation	4.47	0.62	4.0	25.9	3.90	37.9
NAF + Versa-ELE	4.24	0.58	3.9	15.1	3.67	30.9
AVR + Versa-SSL	1.32	0.26	3.1	16.8	1.85	22.4

Table 10: Comparison on the permutation invariant structure.

B.3 Perceptual Study

Study setup. We render eight audio-video clips using AVR and various Versa variants. Each clip includes three impulse responses: a reference (simulated with AcoustiX), a baseline (either vanilla or Versa-ELE), and an improved method (either Versa-ELE or Versa-SSL). This setup allows us to compare the vanilla method versus Versa-ELE and Versa-ELE versus Versa-SSL. We convolve each

impulse response with dry sounds and pair it with microphone-view videos and trajectory animations. Participants first watch and listen to the reference clip, then evaluate the baseline and improved clips on three criteria:

- Volume accuracy: Which clip conveys changes in volume more accurately?
- Directional accuracy: Which audio made it easier for you to identify the direction of the sound source more accurately?
- Overall similarity: Which clip aligns better with the reference overall?

We provide a snapshot of our user study interfaces in Fig. 10.

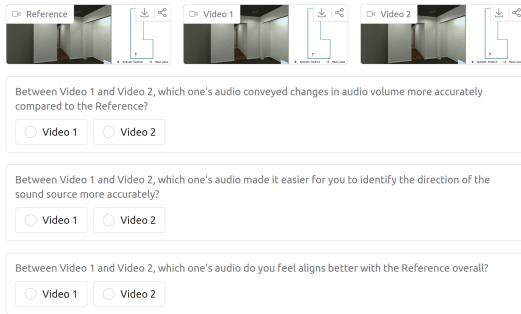


Figure 10: The interface for the user study evaluations.

Result. We present the user study results in Tab. 6, averaging participants’ choices across all audio clips (in total 15 participants). 90% of responses indicate that Versa-ELE better aligns with the reference impulse response in terms of volume, directional accuracy, and overall similarity. Additionally, over 85% of responses favor Versa-SSL over Versa-ELE as well. With these user study results, we demonstrate that our method can greatly improve the spatial audio listening experience, including sound direction and loudness.

Perceptual metric. We computed the Deep Perceptual Audio Metric (DPAM) on the audio clips rendered for user study. As shown in Tab. 11, Versa-ELE reduces DPAM error by 20%, and Versa-SSL further reduces error by 36% compared with Versa-ELE on the AVR method. Versa-ELE also boosts the performance of other methods by 18%. These show our method can improve the perceptual similarity to ground truth. These results are consistent with the user study findings and reinforce the perceptual benefit of our method in the resounding task.

Method	DPAM score
NAF + Versa-ELE	1.53 -> 1.26
INRAS + Versa-ELE	1.42 -> 1.19
AV-NeRF + Versa-ELE	1.47 -> 1.15
AVR + Versa-ELE	1.44 -> 1.17
AVR + Versa-SSL	1.44 -> 0.86

Table 11: Results of the perceptual metric.

B.4 Details about demo videos

We render a video/audio clip named *demo.mp4* attached to the complementary file. We render scene 3 with three different settings.

- Setting-1: emitter is directional and rotating
- Setting-2: emitter is at novel position and omnidirectional
- Setting-3: emitter is moving and directional

We demonstrate the effectiveness of Versa-SSL in setting-1 and Versa-ELE in setting-2 and setting-3.

C Social Impact

Our resounding framework promises to greatly enhance immersion and presence in AR/VR applications by delivering physically accurate, dynamic acoustics even when sound sources move freely through virtual spaces. However, the same technology could be misused to generate deceptive or manipulative audio-visual scenarios with “fake” acoustic environments that mislead users about their surroundings, or deep-fake conversations where background sounds betray false contexts. To mitigate this, a potential way is to inject an inaudible watermark into the audio to detect whether it is being used for malicious purposes.

NeurIPS Paper Checklist

1. Claims

Question: Do the main claims made in the abstract and introduction accurately reflect the paper's contributions and scope?

Answer: [Yes]

Justification: We clearly state our contributions in the abstract and introduction and conduct extensive experiments on different datasets to support our claim.

Guidelines:

- The answer NA means that the abstract and introduction do not include the claims made in the paper.
- The abstract and/or introduction should clearly state the claims made, including the contributions made in the paper and important assumptions and limitations. A No or NA answer to this question will not be perceived well by the reviewers.
- The claims made should match theoretical and experimental results, and reflect how much the results can be expected to generalize to other settings.
- It is fine to include aspirational goals as motivation as long as it is clear that these goals are not attained by the paper.

2. Limitations

Question: Does the paper discuss the limitations of the work performed by the authors?

Answer: [Yes]

Justification: We provide the limitations in the Discussion session.

Guidelines:

- The answer NA means that the paper has no limitation while the answer No means that the paper has limitations, but those are not discussed in the paper.
- The authors are encouraged to create a separate "Limitations" section in their paper.
- The paper should point out any strong assumptions and how robust the results are to violations of these assumptions (e.g., independence assumptions, noiseless settings, model well-specification, asymptotic approximations only holding locally). The authors should reflect on how these assumptions might be violated in practice and what the implications would be.
- The authors should reflect on the scope of the claims made, e.g., if the approach was only tested on a few datasets or with a few runs. In general, empirical results often depend on implicit assumptions, which should be articulated.
- The authors should reflect on the factors that influence the performance of the approach. For example, a facial recognition algorithm may perform poorly when image resolution is low or images are taken in low lighting. Or a speech-to-text system might not be used reliably to provide closed captions for online lectures because it fails to handle technical jargon.
- The authors should discuss the computational efficiency of the proposed algorithms and how they scale with dataset size.
- If applicable, the authors should discuss possible limitations of their approach to address problems of privacy and fairness.
- While the authors might fear that complete honesty about limitations might be used by reviewers as grounds for rejection, a worse outcome might be that reviewers discover limitations that aren't acknowledged in the paper. The authors should use their best judgment and recognize that individual actions in favor of transparency play an important role in developing norms that preserve the integrity of the community. Reviewers will be specifically instructed to not penalize honesty concerning limitations.

3. Theory assumptions and proofs

Question: For each theoretical result, does the paper provide the full set of assumptions and a complete (and correct) proof?

Answer: [Yes]

Justification: We provide the detailed derivations about our acoustic modeling equations and the basis for our method.

Guidelines:

- The answer NA means that the paper does not include theoretical results.
- All the theorems, formulas, and proofs in the paper should be numbered and cross-referenced.
- All assumptions should be clearly stated or referenced in the statement of any theorems.
- The proofs can either appear in the main paper or the supplemental material, but if they appear in the supplemental material, the authors are encouraged to provide a short proof sketch to provide intuition.
- Inversely, any informal proof provided in the core of the paper should be complemented by formal proofs provided in appendix or supplemental material.
- Theorems and Lemmas that the proof relies upon should be properly referenced.

4. Experimental result reproducibility

Question: Does the paper fully disclose all the information needed to reproduce the main experimental results of the paper to the extent that it affects the main claims and/or conclusions of the paper (regardless of whether the code and data are provided or not)?

Answer: [Yes]

Justification: We clearly detailed our methods and parameters for the training of the network. The code, and the dataset will be open-sourced once the paper is accepted.

Guidelines:

- The answer NA means that the paper does not include experiments.
- If the paper includes experiments, a No answer to this question will not be perceived well by the reviewers: Making the paper reproducible is important, regardless of whether the code and data are provided or not.
- If the contribution is a dataset and/or model, the authors should describe the steps taken to make their results reproducible or verifiable.
- Depending on the contribution, reproducibility can be accomplished in various ways. For example, if the contribution is a novel architecture, describing the architecture fully might suffice, or if the contribution is a specific model and empirical evaluation, it may be necessary to either make it possible for others to replicate the model with the same dataset, or provide access to the model. In general, releasing code and data is often one good way to accomplish this, but reproducibility can also be provided via detailed instructions for how to replicate the results, access to a hosted model (e.g., in the case of a large language model), releasing of a model checkpoint, or other means that are appropriate to the research performed.
- While NeurIPS does not require releasing code, the conference does require all submissions to provide some reasonable avenue for reproducibility, which may depend on the nature of the contribution. For example
 - (a) If the contribution is primarily a new algorithm, the paper should make it clear how to reproduce that algorithm.
 - (b) If the contribution is primarily a new model architecture, the paper should describe the architecture clearly and fully.
 - (c) If the contribution is a new model (e.g., a large language model), then there should either be a way to access this model for reproducing the results or a way to reproduce the model (e.g., with an open-source dataset or instructions for how to construct the dataset).
 - (d) We recognize that reproducibility may be tricky in some cases, in which case authors are welcome to describe the particular way they provide for reproducibility. In the case of closed-source models, it may be that access to the model is limited in some way (e.g., to registered users), but it should be possible for other researchers to have some path to reproducing or verifying the results.

5. Open access to data and code

Question: Does the paper provide open access to the data and code, with sufficient instructions to faithfully reproduce the main experimental results, as described in supplemental material?

Answer: [No]

Justification: Our code and dataset will be open-sourced after the review process.

Guidelines:

- The answer NA means that paper does not include experiments requiring code.
- Please see the NeurIPS code and data submission guidelines (<https://nips.cc/public/guides/CodeSubmissionPolicy>) for more details.
- While we encourage the release of code and data, we understand that this might not be possible, so “No” is an acceptable answer. Papers cannot be rejected simply for not including code, unless this is central to the contribution (e.g., for a new open-source benchmark).
- The instructions should contain the exact command and environment needed to run to reproduce the results. See the NeurIPS code and data submission guidelines (<https://nips.cc/public/guides/CodeSubmissionPolicy>) for more details.
- The authors should provide instructions on data access and preparation, including how to access the raw data, preprocessed data, intermediate data, and generated data, etc.
- The authors should provide scripts to reproduce all experimental results for the new proposed method and baselines. If only a subset of experiments are reproducible, they should state which ones are omitted from the script and why.
- At submission time, to preserve anonymity, the authors should release anonymized versions (if applicable).
- Providing as much information as possible in supplemental material (appended to the paper) is recommended, but including URLs to data and code is permitted.

6. Experimental setting/details

Question: Does the paper specify all the training and test details (e.g., data splits, hyperparameters, how they were chosen, type of optimizer, etc.) necessary to understand the results?

Answer: [Yes]

Justification: We have all the training and testing details, including data splits, hyperparameters, ablation studies on hyperparameters and the description of the used optimizer.

Guidelines:

- The answer NA means that the paper does not include experiments.
- The experimental setting should be presented in the core of the paper to a level of detail that is necessary to appreciate the results and make sense of them.
- The full details can be provided either with the code, in appendix, or as supplemental material.

7. Experiment statistical significance

Question: Does the paper report error bars suitably and correctly defined or other appropriate information about the statistical significance of the experiments?

Answer: [No]

Justification: We exclude error bars because it would be too computationally expensive.

Guidelines:

- The answer NA means that the paper does not include experiments.
- The authors should answer "Yes" if the results are accompanied by error bars, confidence intervals, or statistical significance tests, at least for the experiments that support the main claims of the paper.
- The factors of variability that the error bars are capturing should be clearly stated (for example, train/test split, initialization, random drawing of some parameter, or overall run with given experimental conditions).

- The method for calculating the error bars should be explained (closed form formula, call to a library function, bootstrap, etc.)
- The assumptions made should be given (e.g., Normally distributed errors).
- It should be clear whether the error bar is the standard deviation or the standard error of the mean.
- It is OK to report 1-sigma error bars, but one should state it. The authors should preferably report a 2-sigma error bar than state that they have a 96% CI, if the hypothesis of Normality of errors is not verified.
- For asymmetric distributions, the authors should be careful not to show in tables or figures symmetric error bars that would yield results that are out of range (e.g. negative error rates).
- If error bars are reported in tables or plots, The authors should explain in the text how they were calculated and reference the corresponding figures or tables in the text.

8. Experiments compute resources

Question: For each experiment, does the paper provide sufficient information on the computer resources (type of compute workers, memory, time of execution) needed to reproduce the experiments?

Answer: [Yes]

Justification: We have all details in the experiment setup in the main text and the supplementary results.

Guidelines:

- The answer NA means that the paper does not include experiments.
- The paper should indicate the type of compute workers CPU or GPU, internal cluster, or cloud provider, including relevant memory and storage.
- The paper should provide the amount of compute required for each of the individual experimental runs as well as estimate the total compute.
- The paper should disclose whether the full research project required more compute than the experiments reported in the paper (e.g., preliminary or failed experiments that didn't make it into the paper).

9. Code of ethics

Question: Does the research conducted in the paper conform, in every respect, with the NeurIPS Code of Ethics <https://neurips.cc/public/EthicsGuidelines>?

Answer: [Yes]

Justification: We adhere to the NeurIPS Code of Ethics and preserve anonymity.

Guidelines:

- The answer NA means that the authors have not reviewed the NeurIPS Code of Ethics.
- If the authors answer No, they should explain the special circumstances that require a deviation from the Code of Ethics.
- The authors should make sure to preserve anonymity (e.g., if there is a special consideration due to laws or regulations in their jurisdiction).

10. Broader impacts

Question: Does the paper discuss both potential positive societal impacts and negative societal impacts of the work performed?

Answer: [Yes]

Justification: We mention both potential societal impacts in the appendix.

Guidelines:

- The answer NA means that there is no societal impact of the work performed.
- If the authors answer NA or No, they should explain why their work has no societal impact or why the paper does not address societal impact.

- Examples of negative societal impacts include potential malicious or unintended uses (e.g., disinformation, generating fake profiles, surveillance), fairness considerations (e.g., deployment of technologies that could make decisions that unfairly impact specific groups), privacy considerations, and security considerations.
- The conference expects that many papers will be foundational research and not tied to particular applications, let alone deployments. However, if there is a direct path to any negative applications, the authors should point it out. For example, it is legitimate to point out that an improvement in the quality of generative models could be used to generate deepfakes for disinformation. On the other hand, it is not needed to point out that a generic algorithm for optimizing neural networks could enable people to train models that generate Deepfakes faster.
- The authors should consider possible harms that could arise when the technology is being used as intended and functioning correctly, harms that could arise when the technology is being used as intended but gives incorrect results, and harms following from (intentional or unintentional) misuse of the technology.
- If there are negative societal impacts, the authors could also discuss possible mitigation strategies (e.g., gated release of models, providing defenses in addition to attacks, mechanisms for monitoring misuse, mechanisms to monitor how a system learns from feedback over time, improving the efficiency and accessibility of ML).

11. Safeguards

Question: Does the paper describe safeguards that have been put in place for responsible release of data or models that have a high risk for misuse (e.g., pretrained language models, image generators, or scraped datasets)?

Answer: [NA]

Justification: Our model and data do not pose such risks.

Guidelines:

- The answer NA means that the paper poses no such risks.
- Released models that have a high risk for misuse or dual-use should be released with necessary safeguards to allow for controlled use of the model, for example by requiring that users adhere to usage guidelines or restrictions to access the model or implementing safety filters.
- Datasets that have been scraped from the Internet could pose safety risks. The authors should describe how they avoided releasing unsafe images.
- We recognize that providing effective safeguards is challenging, and many papers do not require this, but we encourage authors to take this into account and make a best faith effort.

12. Licenses for existing assets

Question: Are the creators or original owners of assets (e.g., code, data, models), used in the paper, properly credited and are the license and terms of use explicitly mentioned and properly respected?

Answer: [Yes]

Justification: We cite the corresponding paper when needed and follow the corresponding license when using public datasets and the license.

Guidelines:

- The answer NA means that the paper does not use existing assets.
- The authors should cite the original paper that produced the code package or dataset.
- The authors should state which version of the asset is used and, if possible, include a URL.
- The name of the license (e.g., CC-BY 4.0) should be included for each asset.
- For scraped data from a particular source (e.g., website), the copyright and terms of service of that source should be provided.

- If assets are released, the license, copyright information, and terms of use in the package should be provided. For popular datasets, paperswithcode.com/datasets has curated licenses for some datasets. Their licensing guide can help determine the license of a dataset.
- For existing datasets that are re-packaged, both the original license and the license of the derived asset (if it has changed) should be provided.
- If this information is not available online, the authors are encouraged to reach out to the asset's creators.

13. **New assets**

Question: Are new assets introduced in the paper well documented and is the documentation provided alongside the assets?

Answer: [Yes]

Justification: We discuss the model architecture details, training details, dataset composition process in the paper.

Guidelines:

- The answer NA means that the paper does not release new assets.
- Researchers should communicate the details of the dataset/code/model as part of their submissions via structured templates. This includes details about training, license, limitations, etc.
- The paper should discuss whether and how consent was obtained from people whose asset is used.
- At submission time, remember to anonymize your assets (if applicable). You can either create an anonymized URL or include an anonymized zip file.

14. **Crowdsourcing and research with human subjects**

Question: For crowdsourcing experiments and research with human subjects, does the paper include the full text of instructions given to participants and screenshots, if applicable, as well as details about compensation (if any)?

Answer: [NA]

Justification: Our paper does not involve crowdsourcing nor research with human subjects.

Guidelines:

- The answer NA means that the paper does not involve crowdsourcing nor research with human subjects.
- Including this information in the supplemental material is fine, but if the main contribution of the paper involves human subjects, then as much detail as possible should be included in the main paper.
- According to the NeurIPS Code of Ethics, workers involved in data collection, curation, or other labor should be paid at least the minimum wage in the country of the data collector.

15. **Institutional review board (IRB) approvals or equivalent for research with human subjects**

Question: Does the paper describe potential risks incurred by study participants, whether such risks were disclosed to the subjects, and whether Institutional Review Board (IRB) approvals (or an equivalent approval/review based on the requirements of your country or institution) were obtained?

Answer: [NA]

Justification: Our paper does not involve crowdsourcing nor research with human subjects.

Guidelines:

- The answer NA means that the paper does not involve crowdsourcing nor research with human subjects.
- Depending on the country in which research is conducted, IRB approval (or equivalent) may be required for any human subjects research. If you obtained IRB approval, you should clearly state this in the paper.

- We recognize that the procedures for this may vary significantly between institutions and locations, and we expect authors to adhere to the NeurIPS Code of Ethics and the guidelines for their institution.
- For initial submissions, do not include any information that would break anonymity (if applicable), such as the institution conducting the review.

16. Declaration of LLM usage

Question: Does the paper describe the usage of LLMs if it is an important, original, or non-standard component of the core methods in this research? Note that if the LLM is used only for writing, editing, or formatting purposes and does not impact the core methodology, scientific rigorousness, or originality of the research, declaration is not required.

Answer: [NA]

Justification: Our paper does not involve LLMs.

Guidelines:

- The answer NA means that the core method development in this research does not involve LLMs as any important, original, or non-standard components.
- Please refer to our LLM policy (<https://neurips.cc/Conferences/2025/LLM>) for what should or should not be described.