

# Aligning Predictive Uncertainty with Clarification Questions in Grounded Dialog

Kata Naszádi<sup>1,2</sup> and Putra Manggala<sup>2</sup> and Christof Monz<sup>1,2</sup>

<sup>1</sup>Language Technology Lab

<sup>2</sup>University of Amsterdam

k.naszadi@uva.nl

## Abstract

Asking for clarification is fundamental to effective collaboration. An interactive artificial agent must know when to ask a human instructor for more information in order to ascertain their goals. Previous work bases the timing of questions on supervised models learned from interactions between humans. Instead of a supervised classification task, we wish to ground the need for questions in the acting agent’s predictive uncertainty. In this work, we investigate if ambiguous linguistic instructions can be aligned with uncertainty in neural models. We train an agent using the T5 encoder-decoder architecture to solve the Minecraft Collaborative Building Task and identify uncertainty metrics that achieve better distributional separation between clear and ambiguous instructions. We further show that well-calibrated prediction probabilities benefit the detection of ambiguous instructions. Lastly, we provide a novel empirical analysis on the relationship between uncertainty and dialog history length and highlight an important property that poses a difficulty for detection.

## 1 Introduction

Human language offers a natural interface between machine and human when solving a collaborative task. We wish to build an artificial agent that can not only ground natural language in its environment, but can also solicit more information when communication fails or the human’s instruction was ambiguous. Asking questions establishes two-way collaborative communication instead of silent following of instructions. Endowing an instruction-following agent with the ability to prompt questions poses two related but different problems: when to initiate asking a question and what the content of the question should be. In this work, we focus on the first problem.

The problem of deciding if a system should be asking clarification questions has been previously discussed in the context of conversational

search and dialog systems. Past approaches can be grouped into two paradigms, where a separate model decides if a follow-up is necessary (Kim et al., 2021; Song et al., 2009), and where the need for clarification is based on a model that would eventually generate the response (Arabzadeh et al., 2022). In the former, a separate training set is needed with annotations that indicate ambiguity (Aliannejadi et al., 2021). In the latter, no such signal is needed – the system uses an estimate of quality of its own predictive performance to decide.

The same problem can be posed in the context of visually grounded dialog. The domain of task-oriented communication in a visual environment is less mature, and the need for questions is often hard-coded in these systems (Das et al., 2017; Greco et al., 2022; Lee et al., 2018). Nevertheless, we can already find examples of both aforementioned paradigms, where a binary classifier is learned based on human-demonstrations (Shekhar et al., 2019), and systems that decide on the for questions based on its own uncertainty (Abbasnejad et al., 2019; Chi et al., 2020).

Previous works argued that a model that generates information-seeking questions should not be decoupled from the model that makes the final prediction for the task (Testoni and Bernardi, 2021; Abbasnejad et al., 2019). The model uncertainty over class labels can be used to decide on the content of the clarification question.

We use the same reasoning in our work, since the acting agent’s uncertainty, used to decide *when* to ask a question, is more interpretable than a black-box model that is trained to make a positive prediction if a human decided to ask a question.

Our setup involves a human architect agent and an artificial builder agent situated in a 3D Gridworld environment. The human architect agent has access to a target structure and can direct the artificial builder agent with natural language.

A natural way of evaluating if an instruction-

following agent is asking questions at the right time is to use human evaluation, which is labor-intensive. In this work, we perform evaluation using already existing datasets (Narayan-Chen et al., 2019; Kiseleva et al., 2022a). We investigate if the builder model’s uncertainty is higher for instructions that precede questions in these human-human dialogues.

Our contributions are:

1. We identify the uncertainty metrics that achieve the largest distributional separation between ambiguous and non-ambiguous instructions.
2. We show that calibration helps increase the statistical separation between the uncertainty metrics of ambiguous and non-ambiguous instructions.
3. We provide a novel empirical analysis on the relationship between uncertainty and dialog history length. We show uncertainty increases as length increases, confounding the statistical separation that is important for detecting the need for questions. This poses an inherent difficulty as in collaborative dialogues, the history grows over the course of interaction.

## 2 Methodology

We begin by defining ambiguous instructions and propose casting them as out-of-domain input in our modelling effort. We then describe our probabilistic model and the uncertainty metrics used for detecting the need for questions.

In this study, we use unsupervised methods for uncertainty estimation: We do not use examples of human questions in order to create a model for uncertainty. Instead, we obtain our measures from statistics that are obtained from the predictive probability distribution of our model.

### 2.1 What are ambiguous instructions?

Ambiguous sentences allow for multiple distinct interpretations. Depending on the domain, previous research has further refined this notion by contrasting "under-specification" with "ambiguity" (Clarke et al., 2009) or "ambiguity" with "inaccuracy" (Zukerman et al., 2015).

Our definition of ambiguity is based on utterances that prompted instruction-level clarification questions during a collaborative building game between humans in a grid-world environment. A

dominant source of communication errors in this task is under-specification, e.g., the architect does not specify the color 3, or number of blocks. Other errors stem from mistakes in referring expressions that apply to multiple structures on grid, or none of them, e.g., using the wrong color. We subsume all of these cases that lead to clarification requests under "ambiguity".

### Ambiguous instructions are out-of domain data.

In our model, we cast ambiguous instructions as out-of-domain data and treat clear instructions as in-domain. To achieve this, our agent learns from demonstrations where the linguistic input was deemed actionable by humans. At test time, we present the agent with both clear and ambiguous utterances and measure its predictive uncertainty over the action space (Arora et al., 2021). Section 4 discusses a simple single-word messaging-game to illustrate how ambiguous messages can be viewed as out-of-domain examples in a grounded communicative setting.

### 2.2 Instruction following as prediction

In our first experimental setting (Section 4), we model our agent using a binary classification model. We use negative log-likelihood (NLL) and the probability of the predicted label (one-best probability) as uncertainty metrics.

In our second experimental setting (Section 5), we model our agent using a structured prediction (autoregressive) model. Using beam-decoding, the builder agent produces a sequence of actions that involves placing and removing colored blocks.

After each sequence prediction, we have access to multiple statistics from the beam: the likelihood of all the hypothesis in the beam, the likelihood of each token and the probability distribution over the whole vocabulary for each token in the beam. Previous work has investigated a number of ways to compute uncertainty measures from these beam-statistics (Malinin and Gales, 2021).

We formulate an ensemble-based uncertainty estimation framework which produces ensemble joint probabilities that tend to be well-calibrated (Lakshminarayanan et al., 2017). We consider an ensemble of  $M$  models  $\{\Pr(\mathbf{y} | \mathbf{x}; \theta^{(m)})\}_{m=1}^M$  where each model  $\theta^{(m)}$  captures the mapping between variable-length instruction  $\mathbf{x} \in \mathcal{X}$  and sequence of actions  $\mathbf{y} \in \mathcal{Y}$ . The ensemble joint probabilities are obtained via a token-level ensemble:

$$\Pr(\mathbf{y} | \mathbf{x}; \boldsymbol{\theta}) = \prod_{l=1}^L \frac{1}{M} \sum_{m=1}^M \Pr(y_l | \mathbf{y}_{<l}, \mathbf{x}; \boldsymbol{\theta}^{(m)}), \quad (1)$$

where  $L$  is the length of the output sequence and  $\boldsymbol{\theta} = (\boldsymbol{\theta}^{(1)}, \dots, \boldsymbol{\theta}^{(m)})$ . Our agent learns from demonstrations where linguistic input was acted on by humans. At test time, we evaluate the model on ambiguous instructions that are not present during training. We quantify predictive uncertainty over the action space  $\mathcal{Y}$  and investigate the distributional separation between the predictive uncertainty of ambiguous and non-ambiguous instructions. We use beam-search in the inference stage to provide high-quality hypotheses and compute uncertainty metrics based on the top hypotheses. We indicate the number of hypotheses used by the metrics below by the designation **N-best**, where  $N \in \{1, 2, 5\}$ . We next present the uncertainty measures used in our second experiment.

**Likelihood-based metrics (LL).** Negative log-likelihood (NLL),  $-\log \Pr(\mathbf{y} | \mathbf{x}; \boldsymbol{\theta})$ , is a proper scoring rule (Gneiting and Raftery, 2007), where an optimal score corresponds to perfect prediction. We compute two metrics based on NLL:

1. NLL of the top hypothesis (**1-best**).
2. NLL difference between the top two hypotheses (**2-best**). This has been used to guide question-asking for agents in Chi et al. (2020).

**Entropy-based metrics (ENT).** Following Malinin and Gales (2021), we compute a sequence-level Monte-Carlo approximations of entropy (**5-best**):

$$\mathcal{H}_S(\Pr(\mathbf{y} | \mathbf{x}; \boldsymbol{\theta})) \approx - \sum_{b=1}^B \frac{\pi_b}{L^{(b)}} \log \Pr(y^{(b)} | \mathbf{x}; \boldsymbol{\theta}), \quad (2)$$

where the log conditional is scaled by:

$$\pi_b = \frac{\exp \frac{1}{T} \log \Pr(y^{(b)} | \mathbf{x}; \boldsymbol{\theta})}{\sum_{k=1}^B \exp \frac{1}{T} \log \Pr(y^{(k)} | \mathbf{x}; \boldsymbol{\theta})}. \quad (3)$$

The hyperparameter  $T$  is a calibration temperature that is useful to adjust the contribution of lower-probability hypotheses to the entropy estimate. We also compute a token-level approximation (**5-best**):

$$\mathcal{H}_T(\Pr(\mathbf{y} | \mathbf{x}; \boldsymbol{\theta})) \approx \quad (4)$$

$$- \sum_{b=1}^B \sum_{l=1}^{L^{(b)}} \frac{\pi_b}{L^{(b)}} \mathcal{H}(\Pr(y_l | \mathbf{y}_{<l}, \mathbf{x}; \boldsymbol{\theta})). \quad (5)$$

**KL-divergence-based metrics.** Following Lakshminarayanan et al. (2017), we compute the following “disagreement” metric (**1-best**):

$$\frac{1}{M} \sum_{m=1}^M \text{KL}(\Pr(\mathbf{y} | \mathbf{x}; \boldsymbol{\theta}^{(m)}) \| \Pr(\mathbf{y} | \mathbf{x}; \boldsymbol{\theta})). \quad (6)$$

We compute **LL** and **ENT** metrics for the ensemble model  $\Pr(\mathbf{y} | \mathbf{x}; \boldsymbol{\theta})$  and the most accurate member of the ensemble.

### 3 Related Work

The need for clarification has received a lot of interest in the field of conversational search and dialog-systems. In spoken dialog-system, the confidence of the speech-recognition system is a popular starting point for prompting clarifications (Ayan et al., 2013; Bohus and Rudnicky, 2005). The ASR-confidence is often further refined by input from downstream processing such as the output of a natural language understanding module (Stoyanchev and Johnston, 2015; Komatani and Kawahara, 2000) or structured discourse-modeling (Schlangen, 2004). These more structured semantic representations often allow for custom notions of ambiguity, such as too many possible referents (Zukerman et al., 2015), or contradictions in the discourse representation (Skantze, 2008).

In recent years, we have witnessed a rising popularity of neural sequence-to-sequence implementations of conversational (OpenAI, 2023) and situated agents (Padmakumar et al., 2022; Wang et al., 2023). Given their end-to-end nature, more approaches model the need for clarification in these systems as a separate neural model, that is trained on data labelled with ambiguity tags (Kim et al., 2021; Aliannejadi et al., 2019, 2021). Closest to our domain, the model for timing clarification questions introduced by (Shi et al., 2022) also consists of a neural binary classifier trained using the occurrences of human clarification questions in dialog. They use the same 3D grid world and human data collection that we utilize in this work.

### 4 Ambiguous Messages in a Lewis’ Signaling Game

We start our analysis with a simple speaker-listener game. We use this setup to illustrate the relation between calibration and detection of ambiguous instructions. In this referential task, the speaker and

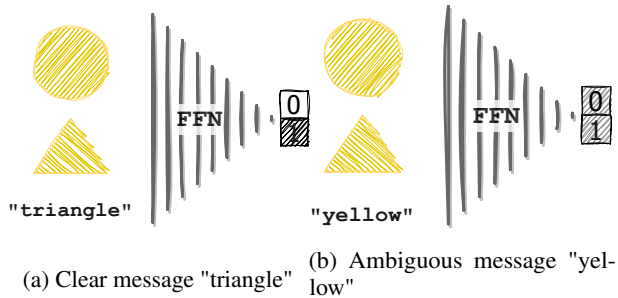


Figure 1: Examples of a clear and an ambiguous message in the referential game. The two possible referents are a yellow circle and a yellow triangle

the listener observe an ordered set of objects. The speaker chooses a message to refer to one of these objects and the listener has to correctly identify the referential target based on the message.

In our setup, only the listener agent is learned, and we restrict the task to a choice between two objects:  $O_1$  and  $O_2$ . Each object is described by  $c = 2$  properties and each property is a one-hot vector of  $f = 4$  different values. In our visualization, the properties correspond to color and shape. The vocabulary is the set of all  $v = c \times f = 8$  properties. During training, the speaker sends a single word that identifies the target object, and the listener is rewarded if it picks the correct one. See Figure 1 for an illustration of the setting.

The listening agent estimates the following binary probability distribution of identification  $I$ :

$$P(I|\langle O_1, O_2 \rangle, M), \quad (7)$$

where message  $M$  is a one-hot vector of size  $v$  and each object is described by the concatenation of two one-hot vectors  $O = \langle C, S \rangle$ , where  $C$  and  $S$  are both of size  $f$ .

**Implementation details of the listener** In this simple simulated data experiment, we uniformly sample shapes, colors, and messages, rejecting cases where the message is ambiguous. The dataset has 960 unique unambiguous examples and we reserve 50 of these for evaluation.

The listener is parameterized with a feed-forward neural network that makes a binary decision over the indices of the two potential target objects. We train ten models with different random seeds in order to create a deep-ensemble model. As baseline (BASE), we randomly pick one of the ensemble member models since all models achieve perfect accuracy on an unseen combination of properties and instructions.

	clear		ambiguous	
	NLL	Accuracy	NLL	Accuracy
BASE	0.005	1.0	1.71	0.5
ENS	0.006	1.0	0.71	0.5

Table 1: Average negative log-likelihood (NLL) and accuracy of the baseline model (BASE) and the ensemble model (ENS) evaluated on the in-domain clear instructions and the out-of-domain ambiguous instructions

**Evaluating ambiguous instructions** We create ambiguous instructions for the listener by choosing a message describing a property that is shared by both possible referents. See Figure 1 for an example of a clear (a) and an example of an ambiguous (b) message. The desired model behaviour for ambiguous instructions is to have maximum predictive uncertainty. In this case, this means that the model should predict a probability of 0.5 for both possible outcomes.

We evaluate the baseline (BASE) and the ensemble model (ENS) on both the clear in-domain and the ambiguous examples. The ambiguous instructions should be considered out-of-domain, as no such examples were presented during training. As shown in Table 1, both models have the same accuracy under both conditions, but the ensemble model (ENS) has a lower negative log-likelihood than the baseline (BASE) on the ambiguous examples, indicating an improvement in uncertainty quantification. In Figure 2, we observe that the ensemble model achieves a much better statistical separation (blue vs orange) between the one-best predicted probabilities of the in- and out-domain data. The ensemble model’s predicted probabilities also lie much closer to the expected value of 0.5.

This indicates that the well-calibrated uncertainty estimates of the ensemble model increases the efficacy of using uncertainty metrics to detect ambiguity in the message.

## 5 Ambiguous Instructions in Grounded Collaborative Dialog

For our grounded dialog setting, we focus on agents trained to build structures in 3D environments based natural language instructions from a human partner. The corresponding data was collected during a series of collaborative building tasks where a human architect was giving directions to a human builder in order to build a target structure. During training, we present the builder agent with: (a) the relevant dialog history, including utterances from

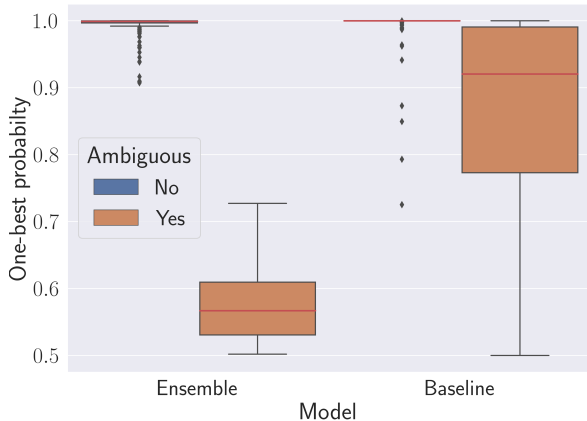


Figure 2: One-best probabilities of the predicted class for the ambiguous and non-ambiguous cases for each model (ensemble vs single model baseline).

both the architect and the builder, and (b) the state of the grid built in previous steps. The builder is trained to place and remove colored blocks using supervised signals from action sequences recorded from human-human interactions.

## 5.1 Datasets

We conduct our experiments on three existing datasets, and create a novel evaluation set that allows for a fine-grained analysis of ambiguity detection performance.

The Minecraft Dialogue Corpus (**MDC**) (Narayan-Chen et al., 2019) is a collection of 509 game-plays between two humans. This dataset was released with standard splits. We use the train portion of the data to train our builder agent and the test portion for evaluation. The test-set contains 1,827 clear dialog-turns and 177 questions.

The 2022 IGLU NLP task data collection (**IGLU-NLP**) (Mohanty et al., 2022) contains single-turn interactions between two humans. The architect is presented with an already built grid state and can add a single instruction to modify the grid which is then implemented by the builder. As we are interested in dialog-phenomena, we use this collection only for training.

**IGLU-MULTI** (Kiseleva et al., 2022a) is also a multi-turn data-collection similar to **MDC**. As it is a smaller dataset with a total of 667 dialog- and building turns across 120 game-plays, we reserve it for evaluation. The dataset contains 584 dialog turns for building and 83 clarification questions.

### Creating ambiguous instructions

Both **IGLU-MULTI** and **MDC** (Shi et al., 2022) have been annotated in previous work with labels

for instruction-level clarification questions. While these annotations are helpful for evaluating overall ambiguity detection performance, they preclude a fine-grained analysis of agent uncertainty.

To this end, we create a new artificial dataset (**IGLU-MINI**) by manipulating the clear portion of the **IGLU-MULTI** dataset. We construct ambiguous examples using three main categories that we identified as reasons for questions in the original dataset: The color is not specified, the number of blocks is not specified, or there is an error when referencing the already built blocks.

For the first two categories, we manipulate the instruction by removing the color or the number of blocks. The third type of ambiguity is created by corrupting the intended referent of referring expressions by changing the color of the referenced blocks. We identify instructions that contain a reference to the already built grid by matching strings containing referring expressions starting with a definite article followed by a color in the first sentence of the instruction ("the red ones" in Figure 4).

We present examples of the resulting minimal pairs with their corresponding model output in Figure 4. This way we can generate pairs of clear and ambiguous instructions: We start with a clear instruction then perform the minimal edit to make it defective. We manually checked the generated examples to make sure that they remain grammatical.

## 5.2 Implementation

The builder’s task is formulated as a sequence-to-sequence prediction task. This is achieved by converting the grid-state into a textual description. The grid is described by the sequence of actions that are necessary to build it. For example, building two green blocks diagonally corresponds to the string "put initial green block. put green 1 left and 2 before.". Actions are separated by a dot. All locations are expressed by their relative distance to the first building block. There are 6 tokens corresponding to moving in the negative or positive direction on  $x$  (left, right),  $y$  (lower, upper) and  $z$  (before, after) axes. This parameterization of grid traversal is based on the approach of in Kiseleva et al. (2022b)<sup>1</sup>.

We train a 10-member ensemble model using the T5-small (Raffel et al., 2020) transformer architec-

<sup>1</sup>See <https://gitlab.aicrowd.com/aicrowd/challenges/iglu-challenge-2022/iglu-2022-rl-mhb-baseline> for the starter code and the GridWorld environment (Zholus et al., 2022).

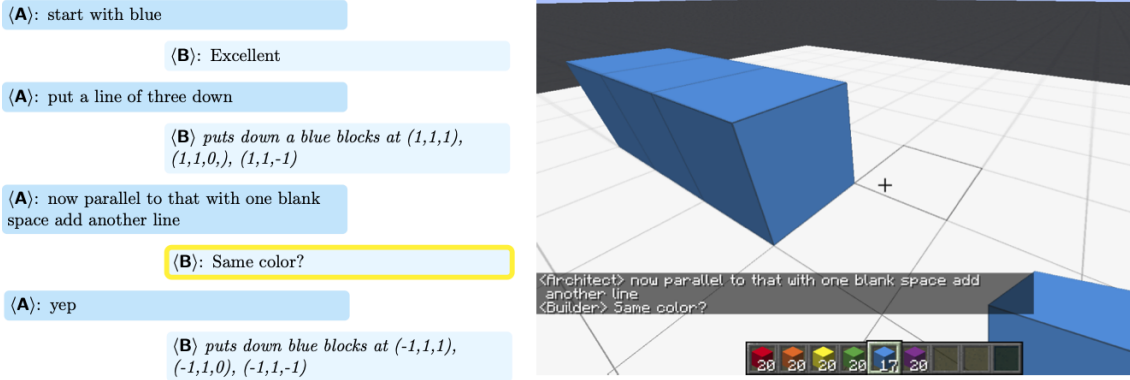


Figure 3: Example interaction from the IGLU-MULTI dataset with clarification question.

	F1		NLL	
	ENS	Single	ENS	Single
IGLU-MULTI	0.34	0.35	0.35	0.4
MDC	0.36	0.34	0.30	0.359

Table 2: F1 defined using block accuracy and recall of the ensemble (ENS) and its strongest member (Single). While performance is comparable for both models, ENS achieves lower negative log-likelihood on both datasets.

ture. Five members of the ensemble are fine-tuned from a pretrained T5-small with different random seeds. In order to create higher diversity within the ensemble, we train five further T5-small models from scratch with different random initialization. Fine-tuned models achieve better accuracy, while randomly initialized models introduce greater variance within the ensemble, which in turn leads to better calibration on the evaluation set. All models are trained for ten epochs, and we select the checkpoints with the best performance on the validation portion of the MDC dataset. We pick the best performing single and ensemble model respectively for further analysis <sup>2</sup>.

### 5.3 Experiments

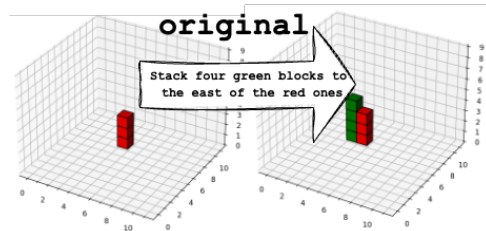
#### 5.3.1 Performance on clear instructions

Table 2 shows the performance of the ensemble and the baseline model. The performance on the block accuracy and recall matches F1 scores reported in previous work (Shekhar et al., 2019; Kiseleva et al., 2022b). We observe a similar picture as in the messaging game in Section 4:

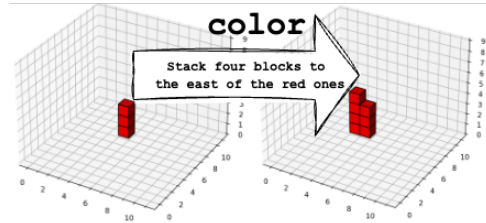
#### 5.3.2 Detecting ambiguity at a dataset level

To compare the builder’s predictive uncertainty in the clear and ambiguous conditions, we evaluate

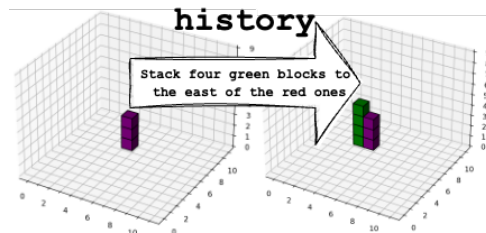
<sup>2</sup>The implementation for the builder agents in this paper is available at [https://github.com/naszka/uncertain\\_builder](https://github.com/naszka/uncertain_builder).



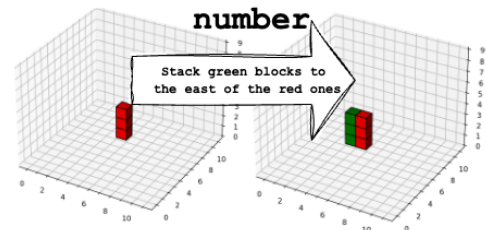
(a) Original example from the dataset.



(b) The color of the blocks is removed from the instruction.



(c) The referenced structure is recolored from red to purple.



(d) The size of the column is removed from the instruction.

Figure 4: Three ambiguous instructions created with minimal edits. The starting grid is presented on the left and the corresponding model output is on the right.

	Measure	Level	Aggr.	N-best	IGLU		MDC	
					ENS	Single	ENS	Single
0	ENT	SEQ	-	5-best	0.57**	0.54**	0.54	0.49
1	ENT	TOK	avg	5-best	0.56*	0.50	0.65**	0.59**
2	KL	TOK	avg	5-best	0.63**	-	0.59**	-
3	LL	SEQ	-	1-best	0.56**	0.53	0.62**	0.55*
4	LL	SEQ	diff	2-best	0.53	0.51	0.59	0.57

Table 3: Area under the ROC curve on the **IGLU-MULTI** and **MDC** datasets.

the model on all builder-turns: when the builder decided to build a sequence of blocks in the original dataset, and also when the builder asked a question. We compute the area under the receiver operating characteristic curve to show how well each uncertainty measure separates the clear from the ambiguous architect instructions. The significance thresholds (\* for  $p < 0.05$ , \*\* for  $p < 0.01$ ) were computed with a permutation test. The null hypothesis associated with this test is that the observed uncertainties come from the same distribution for the ambiguous and non-ambiguous examples. Table 3 shows that while the ensemble model achieves slightly better separation across all uncertainty measures, both models struggle to separate cases where the human participants asked a question and where they decided to carry out the instruction.

### 5.3.3 Inducing ambiguity via minimal edits

We would like to gain a better understanding what drives the changes in predictive uncertainty of our builder. The **IGLU-MINI** dataset offers a controlled environment to investigate this question. Here we have pairs of instructions: the original one can be found in the human-human recordings and the builder deemed it clear enough to act upon it. The corresponding instruction has been minimally edited to increase linguistic confusion. In Figure 4 we illustrate each group of minimal changes we introduced. In this setup, we can ask a more targeted question: Does higher linguistic ambiguity translate to higher uncertainty in the builder? Instead of comparing all clear instruction with all ambiguous ones, here we can examine the uncertainty changes within each pair. In this setting, both the number of prior dialog turns and the size of the already built structure are kept constant.

We expect each type of minimal-edit to translate differently in the predictive uncertainties. We introduce some new features to better capture these effects. Where we omit the **color** for the original instruction, we expect the change of uncertainty to concentrate on the predicted color tokens. Hence,

Position	Measure	Level	Aggr.	N-best	First act.	ENS	Single	
0	all	ENT	TOK	avg	5-best	No	0.92**	0.83**
1	all	ENT	SEQ	-	5-best	No	0.92**	0.80**
2	all	LL	SEQ	-	1-best	No	0.89**	0.79**
3	color	ENT	TOK	max	5-best	No	0.95**	0.90**
4	color	ENT	TOK	avg	5-best	No	0.94**	0.92**
5	color	LL	TOK	min	5-best	No	0.94**	0.89**

(a) **Color**-ambiguity pairs.

Position	Measure	Level	Aggr.	N-best	First act.	ENS	Single	
0	all	ENT	TOK	avg	5-best	No	0.79**	0.62**
1	all	ENT	SEQ	-	5-best	No	0.79**	0.53
2	all	LL	SEQ	-	1-best	No	0.78**	0.60**
3	eos	ENT	TOK	-	1-best	Yes	0.88**	0.63**
4	eos	ENT	TOK	avg	5-best	No	0.84**	0.63**
5	eos	LL	TOK	avg	5-best	No	0.84**	0.64**

(b) **Number**-ambiguity pairs.

Position	Measure	Level	Aggr.	N-best	First act.	ENS	Single	
0	all	ENT	TOK	avg	5-best	No	0.66**	0.70**
1	all	ENT	SEQ	-	5-best	No	0.72*	0.72**
2	all	LL	SEQ	-	1-best	No	0.66*	0.67**
3	color	ENT	TOK	avg	5-best	No	0.83**	0.56
4	all	ENT	TOK	avg	5-best	Yes	0.72**	0.65*
5	color	LL	TOK	avg	5-best	No	0.72*	0.53

(c) **History**-ambiguity pairs.

Table 4: Proportion of examples in the **IGLU-MINI** dataset where the ambiguous instruction has higher uncertainty than the corresponding pair according to the more calibrated ENS and the baseline Single models. Rows 0-2 show the most commonly used structured prediction metrics. In rows 3-5, the three best performing metrics are displayed. The ensemble model outperforms the uncalibrated single model in detecting the hike in semantic difficulty.

we compute different statistics only considering these positions of the sequence.

When we leave out the **number** of blocks to be used, we expect the model to struggle with deciding if it should start a new action after the end-of-action symbol. To detect this, we focus the measurements on positions where there could be an end-of-sequence token, namely positions right after each end-of-action token.

We also compute all our measurements limited to only the first action of the predicted action-sequence. We expect that where the main reference point on the grid has been altered (**history**), most of the uncertainty change will be observed on where to place the first block.

In Table 4, we compare how many times the utterance with increased semantic difficulty has resulted in higher uncertainty. The table also shows the result for paired permutation test, which indicates if the change in the uncertainty measurements is significant.

For each category of semantic error, different measures of uncertainty perform best. For color-ambiguity, the top performing measures only consider the color-predictions. In case of number-obfuscation, all best performing metrics consider

positions where the end of sentence (EOS) could be predicted (after each action). The best performing measure is the entropy of the token-level distribution after the very first action in each 5-best hypothesis. This shows that the models struggle to decide if a second action should be started. When we alter the color of the referenced structure, the best performing metric considers the entropy of all the color-predictions. This is explained by the model’s reliance on the color of built structures to decide on the color.

## 6 Analysis

While for ambiguity minimal-pairs, the ensemble model can confidently differentiate between the corresponding instructions in terms of uncertainty, the within-class variance remains high, rendering it very difficult to find an overall threshold that separates clear- from ambiguous cases (Fig. 5).

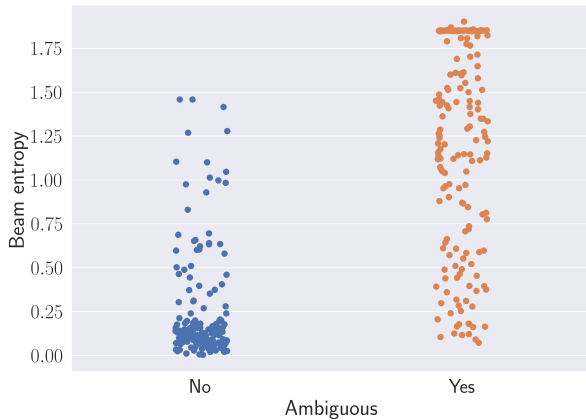


Figure 5: Uncertainty of the original (blue) and the corresponding ambiguous instruction (orange) for the ensemble model. While uncertainty is higher than the corresponding baseline utterance within pairs, within-class variance is very high.

The main driver of predictive uncertainty is the length of the input sequence. Figure 7 illustrates the correlation between input length and uncertainty for both models. The input length consists of the token length of the dialog history and the size of the already built structures in the grid. As a result, the uncertainty of the builder steadily increases over the dialog, even if each step was understood well by the builder and no questions were asked.

For significantly longer input sequences, the performance of the builder model decreases, for these cases, it is expected that uncertainty of the model rises. In Figure 6, we focus our attention on input sequences under the length of 250. While the performance is close to constant in this range, the

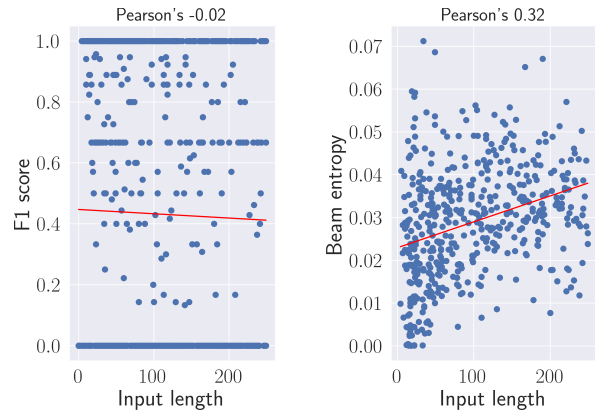


Figure 6: Correlation of the input length with the F1 score (left) and the entropy of the prediction (right) for all sequences under a length of 250. While the performance is constant, the entropy of the predictions increases with the input length.

entropy still increases with the input length.

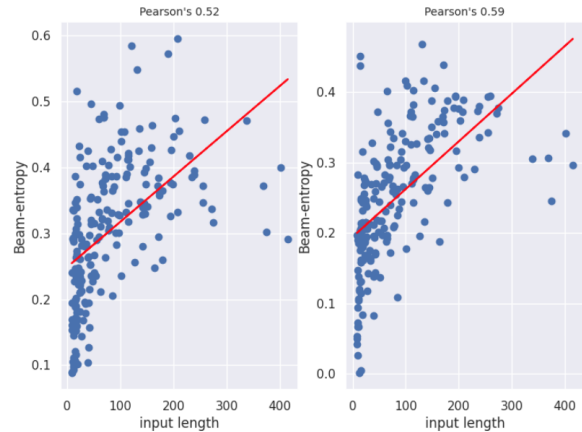


Figure 7: Correlation of input length with the prediction entropy in ensemble (left) and the baseline model (right). The input length consists of the token length of the dialog history and the size of the already built structures.

## 7 Conclusion and Future Work

In this work, we have investigated the alignment between predictive uncertainty and ambiguous instructions in visually grounded communication. We show that calibration can help increase the efficacy of unsupervised uncertainty metrics. However, our empirical analysis on the relationship between uncertainty and dialog history length also shows that varying input lengths can pose a problem for using uncertainty metrics for detection. At the same time, these metrics do exhibit the expected rise in uncertainty when applied to detecting targeted ambiguity changes.

The task of detecting the need for questions in this environment has been posed in the frame of the



2022 IGLU NLP challenge (Kiseleva et al., 2022b). Crucially, the evaluations of the builder agent and question asking module have been separated into two tracks. For future work, we can use the uncertainty metrics generated by the builder to detect the need for asking questions, removing the need for a bespoke model for the latter.

Highly varying input-lengths is an inherent feature of dialogue. The uncertainty measures that we utilised in this paper, have been previously shown to be effective in detecting out-of-domain samples in POS-tagging (Ulmer et al., 2022), ASR (Tu et al., 2022) and NMT (Malinin and Gales, 2021). These applications do not exhibit the same magnitude of variance in the length of the model’s input.

## 8 Limitations

We examined one specific way of presenting the IGLU builder task data to a sequence-to-sequence transformer, introduced in prior work. There are potentially many alternative methods for casting this data as a sequence-to-sequence problem, and our observations might not hold for other data-transformations or architectures.

The data-collections for our considered tasks are very small compared to the scale of data used for state-of-the-art conversational systems (OpenAI, 2023). It has been pointed out in related work that the calibration properties of large DNNs improve greatly with higher in-domain accuracy and more training data (Desai and Durrett, 2020).

## 9 Acknowledgements

We thank Taewoon Kim and Michiel van der Meer for early brainstorming on this project. We are also grateful to Alberto Testoni, Mohamed Omran and the anonymous reviewers for their valuable feedback. This research was funded in part by the Netherlands Organization for Scientific Research (NWO) under project number VI.C.192.080. We also received funding from the Hybrid Intelligence Center, a 10-year programme funded by the Dutch Ministry of Education, Culture and Science through the Netherlands Organisation for Scientific Research with grant number 024.004.022.

## References

Ehsan Abbasnejad, Qi Wu, Qinfeng Shi, and Anton van den Hengel. 2019. What’s to know? uncertainty

as a guide to asking goal-oriented questions. In *Proceedings of the IEEE/CVF Conference on Computer Vision and Pattern Recognition*, pages 4155–4164.

Mohammad Aliannejadi, Julia Kiseleva, Aleksandr Chuklin, Jeff Dalton, and Mikhail Burtsev. 2021. [Building and evaluating open-domain dialogue corpora with clarifying questions](#). In *Proceedings of the 2021 Conference on Empirical Methods in Natural Language Processing*, pages 4473–4484, Online and Punta Cana, Dominican Republic. Association for Computational Linguistics.

Mohammad Aliannejadi, Hamed Zamani, Fabio Crestani, and W Bruce Croft. 2019. Asking clarifying questions in open-domain information-seeking conversations. In *Proceedings of the 42nd international ACM SIGIR Conference on Research and Development in Information Retrieval*, pages 475–484.

Negar Arabzadeh, Mahsa Seififar, and Charles LA Clarke. 2022. Unsupervised question clarity prediction through retrieved item coherency. In *Proceedings of the 31st ACM International Conference on Information & Knowledge Management*, pages 3811–3816.

Udit Arora, William Huang, and He He. 2021. [Types of out-of-distribution texts and how to detect them](#). In *Proceedings of the 2021 Conference on Empirical Methods in Natural Language Processing*, pages 10687–10701, Online and Punta Cana, Dominican Republic. Association for Computational Linguistics.

Necip Fazil Ayan, Arindam Mandal, Michael Frandsen, Jing Zheng, Peter Blasco, Andreas Kathol, Frédéric Béchet, Benoit Favre, Alex Marin, Tom Kwiatkowski, et al. 2013. “can you give me another word for hyperbaric?”: Improving speech translation using targeted clarification questions. In *2013 IEEE International Conference on Acoustics, Speech and Signal Processing*, pages 8391–8395. IEEE.

Dan Bohus and Alexander I. Rudnicky. 2005. [A principled approach for rejection threshold optimization in spoken dialog systems](#). In *Interspeech 2005, 9th European Conference on Speech Communication and Technology*, pages 2781–2784.

Ta-Chung Chi, Minmin Shen, Mihail Eric, Seokhwan Kim, and Dilek Hakkani-tur. 2020. Just ask: An interactive learning framework for vision and language navigation. In *Proceedings of the AAAI Conference on Artificial Intelligence*, volume 34, pages 2459–2466.

Charles LA Clarke, Maheedhar Kolla, and Olga Vechtomova. 2009. An effectiveness measure for ambiguous and underspecified queries. In *Advances in Information Retrieval Theory: Second International Conference on the Theory of Information Retrieval, ICTIR 2009 Cambridge, UK, September 10-12, 2009 Proceedings 2*, pages 188–199. Springer.

- Abhishek Das, Satwik Kottur, José MF Moura, Stefan Lee, and Dhruv Batra. 2017. Learning cooperative visual dialog agents with deep reinforcement learning. In *Proceedings of the IEEE international conference on computer vision*, pages 2951–2960.
- Shrey Desai and Greg Durrett. 2020. [Calibration of pre-trained transformers](#). In *Proceedings of the 2020 Conference on Empirical Methods in Natural Language Processing (EMNLP)*, pages 295–302, Online. Association for Computational Linguistics.
- Tilmann Gneiting and Adrian E Raftery. 2007. Strictly proper scoring rules, prediction, and estimation. *Journal of the American statistical Association*, 102(477):359–378.
- Claudio Greco, Alberto Testoni, Raffaella Bernardi, and Stella Frank. 2022. A small but informed and diverse model: The case of the multimodal guesswhat!? guessing game. In *Proceedings of the 2022 CLASP Conference on (Dis) embodiment*, pages 1–10.
- Joo-Kyung Kim, Guoyin Wang, Sungjin Lee, and Young-Bum Kim. 2021. Deciding whether to ask clarifying questions in large-scale spoken language understanding. In *2021 IEEE Automatic Speech Recognition and Understanding Workshop (ASRU)*, pages 869–876. IEEE.
- Julia Kiseleva, Ziming Li, Mohammad Aliannejadi, Shrestha Mohanty, Maartje ter Hoeve, Mikhail Burtsev, Alexey Skrynnik, Artem Zholus, Aleksandr Panov, Kavya Srinet, Arthur Szlam, Yuxuan Sun, Katja Hofmann, Marc-Alexandre Côté, Ahmed Awadallah, Linar Abdrazakov, Igor Churin, Putra Manggala, Kata Naszádi, Michiel van der Meer, and Taewoon Kim. 2022a. [Interactive grounded language understanding in a collaborative environment: Iglu 2021](#). In *Proceedings of the NeurIPS 2021 Competitions and Demonstrations Track*, volume 176 of *Proceedings of Machine Learning Research*, pages 146–161. PMLR.
- Julia Kiseleva, Alexey Skrynnik, Artem Zholus, Shrestha Mohanty, Negar Arabzadeh, Marc-Alexandre Côté, Mohammad Aliannejadi, Milagro Teruel, Ziming Li, Mikhail Burtsev, et al. 2022b. [Iglu 2022: Interactive grounded language understanding in a collaborative environment at neurips 2022](#). *arXiv preprint arXiv:2205.13771*.
- Kazunori Komatani and Tatsuya Kawahara. 2000. Flexible mixed-initiative dialogue management using concept-level confidence measures of speech recognizer output. In *COLING 2000 Volume 1: The 18th International Conference on Computational Linguistics*.
- Balaji Lakshminarayanan, Alexander Pritzel, and Charles Blundell. 2017. Simple and scalable predictive uncertainty estimation using deep ensembles. *Advances in Neural Information Processing Systems*, 30.
- Sang-Woo Lee, Yu-Jung Heo, and Byoung-Tak Zhang. 2018. Answerer in questioner’s mind: information theoretic approach to goal-oriented visual dialog. *Advances in Neural Information Processing Systems*, 31.
- Andrey Malinin and Mark Gales. 2021. [Uncertainty estimation in autoregressive structured prediction](#). In *International Conference on Learning Representations*.
- Shrestha Mohanty, Negar Arabzadeh, Milagro Teruel, Yuxuan Sun, Artem Zholus, Alexey Skrynnik, Mikhail S. Burtsev, Kavya Srinet, Aleksandr I. Panov, Arthur Szlam, Marc-Alexandre Côté, and Julia Kiseleva. 2022. [Collecting interactive multimodal datasets for grounded language understanding](#). *ArXiv*, abs/2211.06552.
- Anjali Narayan-Chen, Prashant Jayannavar, and Julia Hockenmaier. 2019. [Collaborative dialogue in Minecraft](#). In *Proceedings of the 57th Annual Meeting of the Association for Computational Linguistics*, pages 5405–5415, Florence, Italy. Association for Computational Linguistics.
- OpenAI. 2023. [Gpt-4 technical report](#). *ArXiv*, abs/2303.08774.
- Aishwarya Padmakumar, Jesse Thomason, Ayush Shrivastava, Patrick Lange, Anjali Narayan-Chen, Spandana Gella, Robinson Piramuthu, Gokhan Tur, and Dilek Hakkani-Tur. 2022. [Teach: Task-driven embodied agents that chat](#). In *Proceedings of the AAAI Conference on Artificial Intelligence*, volume 36, pages 2017–2025.
- Colin Raffel, Noam Shazeer, Adam Roberts, Katherine Lee, Sharan Narang, Michael Matena, Yanqi Zhou, Wei Li, and Peter J Liu. 2020. Exploring the limits of transfer learning with a unified text-to-text transformer. *The Journal of Machine Learning Research*, 21(1):5485–5551.
- David Schlangen. 2004. Causes and strategies for requesting clarification in dialogue. In *Proceedings of the 5th SIGdial Workshop on Discourse and Dialogue at HLT-NAACL 2004*, pages 136–143.
- Ravi Shekhar, Aashish Venkatesh, Tim Baumgärtner, Elia Bruni, Barbara Plank, Raffaella Bernardi, and Raquel Fernández. 2019. [Beyond task success: A closer look at jointly learning to see, ask, and Guess-What](#). In *Proceedings of the 2019 Conference of the North American Chapter of the Association for Computational Linguistics: Human Language Technologies, Volume 1 (Long and Short Papers)*, pages 2578–2587, Minneapolis, Minnesota. Association for Computational Linguistics.
- Zhengxiang Shi, Yue Feng, and Aldo Lipani. 2022. [Learning to execute actions or ask clarification questions](#). In *Findings of the Association for Computational Linguistics: NAACL 2022*, pages 2060–2070, Seattle, United States. Association for Computational Linguistics.

- Gabriel Skantze. 2008. Galatea: A discourse modeller supporting concept-level error handling in spoken dialogue systems. *Recent Trends in Discourse and Dialogue*, pages 155–189.
- Ruihua Song, Zhenxiao Luo, Jian-Yun Nie, Yong Yu, and Hsiao-Wuen Hon. 2009. Identification of ambiguous queries in web search. *Information Processing & Management*, 45(2):216–229.
- Svetlana Stoyanchev and Michael Johnston. 2015. Localized error detection for targeted clarification in a virtual assistant. In *2015 IEEE International Conference on Acoustics, Speech and Signal Processing (ICASSP)*, pages 5241–5245. IEEE.
- Alberto Testoni and Raffaella Bernardi. 2021. [Looking for confirmations: An effective and human-like visual dialogue strategy](#). In *Proceedings of the 2021 Conference on Empirical Methods in Natural Language Processing*, pages 9330–9338, Online and Punta Cana, Dominican Republic. Association for Computational Linguistics.
- Zehai Tu, Ning Ma, and Jon Barker. 2022. [Unsupervised Uncertainty Measures of Automatic Speech Recognition for Non-intrusive Speech Intelligibility Prediction](#). In *Proc. Interspeech 2022*, pages 3493–3497.
- Dennis Ulmer, Jes Frellsen, and Christian Hardmeier. 2022. [Exploring predictive uncertainty and calibration in NLP: A study on the impact of method & data scarcity](#). In *Findings of the Association for Computational Linguistics: EMNLP 2022*, pages 2707–2735, Abu Dhabi, United Arab Emirates. Association for Computational Linguistics.
- Guanzhi Wang, Yuqi Xie, Yunfan Jiang, Ajay Mandekar, Chaowei Xiao, Yuke Zhu, Linxi Fan, and Anima Anandkumar. 2023. [Voyager: An open-ended embodied agent with large language models](#). *arXiv preprint arXiv: Arxiv-2305.16291*.
- Artem Zholus, Alexey Skrynnik, Shrestha Mohanty, Zoya Volovikova, Julia Kiseleva, Artur Szlam, Marc-Alexandre Coté, and Aleksandr I Panov. 2022. [Iglu gridworld: Simple and fast environment for embodied dialog agents](#). *arXiv preprint arXiv:2206.00142*.
- Ingrid Zukerman, Su Nam Kim, Thomas Kleinbauer, and Masud Moshtaghi. 2015. Employing distance-based semantics to interpret spoken referring expressions. *Computer Speech & Language*, 34(1):154–185.