

# Can Neural Networks Understand Programs like Humans?

Anonymous ACL submission

## Abstract

Program understanding is a fundamental task in program language processing. Despite the success, existing works fail to take human minds as reference in understanding programs. In this paper, we incorporate human minds and propose the PGNN-EK model that consists of two main components. On the one hand, inspired by the “divide-and-conquer” reading behaviours of humans, we present a partitioning-based graph neural network model PGNN on the upgraded AST of codes. On the other hand, to characterize human minds of resorting to other resources to help code comprehension, we transform raw codes with external knowledge and apply pre-training techniques for information extraction. Finally, we combine the two embeddings generated from the two components to output code embeddings. We conduct extensive experiments to show the superior performance of PGNN-EK on the code summarization and code clone detection tasks. In particular, to show the generalization ability of our model, we release a new dataset that is more challenging for code clone detection and could advance the development of the community. Our codes and data are publicly available at <https://github.com/anonymousforpaper1997/PGNN-EK>.

## 1 Introduction

The past decades have witnessed the prosperity of programming platforms, such as *Github* and *Stack Overflow*. These platforms generate massive open-source code<sup>1</sup> data that is named as “Big Code” in (Allamanis et al., 2018a). To automate the software development and maintenance, based on the “Software Naturalness” hypothesis (Hindle et al., 2016), natural language processing (NLP) techniques have been applied in program understanding. After that, a series of downstream programming language processing (PLP) tasks can be

<sup>1</sup>We interchangeably use code and program in this paper.

performed, including code summarization (Zhang et al., 2020; Ahmad et al., 2020; Liu et al., 2021) and code clone detection (Zhang et al., 2019; Wang et al., 2020).

Existing works for understanding programs mainly utilize three types of information: *code context*, *code structure* and *external knowledge*. Specifically, code context refers to the token sequence in the code. For code structure, each code can be parsed into various types of intermediate representations, such as AST (Abstract Syntax Tree), CFG (Control Flow Graph) and PDG (Program Dependence Graph). These representations capture the structural information of codes. Further, there also exists external knowledge associated with codes, such as API documentation and other exemplary codes. Despite the success, all these models ignore human minds in reading programs. Recently, (Benigno et al., 2021) suggest the potential futures of deep learning by comparing current AI methods with human learning abilities. This further prompts us to revisit program understanding: *Can we develop a model that understands programs like humans?*

In the domain of programming education, how people understand codes is a topic that has been studied. For example, based on knowledge base including syntactical knowledge (e.g., programming basics) and semantic knowledge (e.g., API documentation), (Schulte et al., 2010) offer a *bottom-up* reading technique, which assumes that people begin with individual code lines and chunks, and then combine them into higher-level abstractions. Further, (Park et al., 2016) state that when people read codes, reasoning about the hierarchical relationship of blocks, statements, expressions and variables is necessary. Based on these studies, we conclude three key points for human understanding codes. First, the transition of defined variables has to be traced. Second, humans usually adopt a “divide-and-conquer” strategy, which divides codes based

082 on statements and then understands codes from a  
083 local-to-global view. Third, humans resort to ex-  
084 ternal knowledge to comprehend codes, such as  
085 API documentation and code examples written by  
086 experts.

087 In this paper, inspired by human minds for code  
088 comprehension, we propose a novel **Partitioning-**  
089 **Graph Neural Network with External**  
090 **Knowledge** (PGNN-EK). To capture code con-  
091 text and structure, PGNN-EK upgrades the tradi-  
092 tional AST and defines a novel subtoken-based  
093 AST called S-AST. In S-AST, we add edges be-  
094 tween variables to trace the variable transitions,  
095 edges between adjacent tree leaves from left to  
096 right to enrich the context and structure informa-  
097 tion, and edges between sub-nodes corresponding  
098 to subtokens tokenized from user-defined identi-  
099 fiers to handle the Out of Vocabulary (OOV) prob-  
100 lem (Karampatsis et al., 2020). Details will be  
101 illustrated later. After that, we first apply graph  
102 neural network (GNN) models on the S-AST to  
103 derive a code embedding. To further implement  
104 the “divide-and-conquer” reading strategy, we par-  
105 tition the S-AST into multiple subgraphs, which  
106 follow the sequence of statements in the original  
107 code. For each subgraph, we use GNN models  
108 to generate the subgraph embedding. Then, these  
109 subgraph embeddings are fused to generate another  
110 code embedding. For these two code embeddings,  
111 since they are both derived from S-AST, we further  
112 aggregate them. On the other hand, to character-  
113 ize the dependence on external knowledge for code  
114 comprehension, we traverse the AST of the original  
115 code to derive a sequence of tokens for syntactic  
116 knowledge and then add the API descriptions to the  
117 end for semantic knowledge. We then apply Code-  
118 BERT (Feng et al., 2020) on the token sequence  
119 to capture external knowledge. Finally, PGNN-EK  
120 generates the output code embedding by combining  
121 the embedding derived from S-AST and the one  
122 from external knowledge.

123 To evaluate the model performance, we conduct  
124 experiments on the code summarization task and  
125 code clone detection task, respectively. Before  
126 we apply PGNN-EK on the code clone detection  
127 benchmarks in CodeXGLUE (Shi et al., 2021) ex-  
128 tracted from the BigCloneBench 2014 dataset (Sva-  
129 jlenko et al., 2014), we notice from the leader-  
130 board<sup>2</sup> that the results are incredibly high, where

<sup>2</sup><https://microsoft.github.io/CodeXGLUE/>

131 the minimum F1 score is 0.949. Then we dive into  
132 the characteristics of the dataset and find that the  
133 functionalities of codes in the test set have all ap-  
134 peared in the training set. Therefore, the dataset  
135 is very simple. To further test the model’s general-  
136 ization ability, we construct a new dataset, where  
137 the test set contains codes whose functionality has  
138 never appeared in the training set. This new dataset  
139 provides an insightful reference for further research  
140 in the community.

141 Our main contributions are summarized as fol-  
142 lows:

- 143 • We construct a new code structure represen-  
144 tation S-AST that can be used to handle the  
145 OOV problem in PLP.
- 146 • We follow human minds in understanding  
147 codes and propose a novel model PGNN-EK  
148 that leverages code context, structure and ex-  
149 ternal knowledge. Specifically, we put for-  
150 ward a novel partitioning-based graph neu-  
151 ral network model that can effectively use  
152 code context and structure. We also present a  
153 code transformation method to utilize external  
154 knowledge in boosting comprehension.
- 155 • We conduct extensive experiments on code  
156 summarization and code clone detection tasks  
157 to demonstrate the effectiveness of our model.  
158 In particular, we identify the limitation of a  
159 benchmark dataset for code clone detection  
160 and release a new dataset that is more chal-  
161 lenging.

## 162 2 Related Work

### 163 2.1 Program Understanding

164 Program understanding is a topic that has received  
165 wide attention. Early works use either code con-  
166 text or structure information. For example, taking  
167 codes as raw texts, some works use language mod-  
168 els (Raychev et al., 2014; Allamanis et al., 2015),  
169 RNN-series (Zaremba and Sutskever, 2014; Dam  
170 et al., 2016) and attention (Iyer et al., 2016) to  
171 represent codes. However, different from natural  
172 language, programs are more structural, which can  
173 be parsed into intermediate graphs, such as AST.  
174 Many works for code analysis are then proposed  
175 based on AST, such as AST-based LSTM (Wei  
176 and Li, 2017), AST-based CNN (Yu et al., 2019),  
177 ASTNN (Zhang et al., 2019), code2vec (Alon et al.,

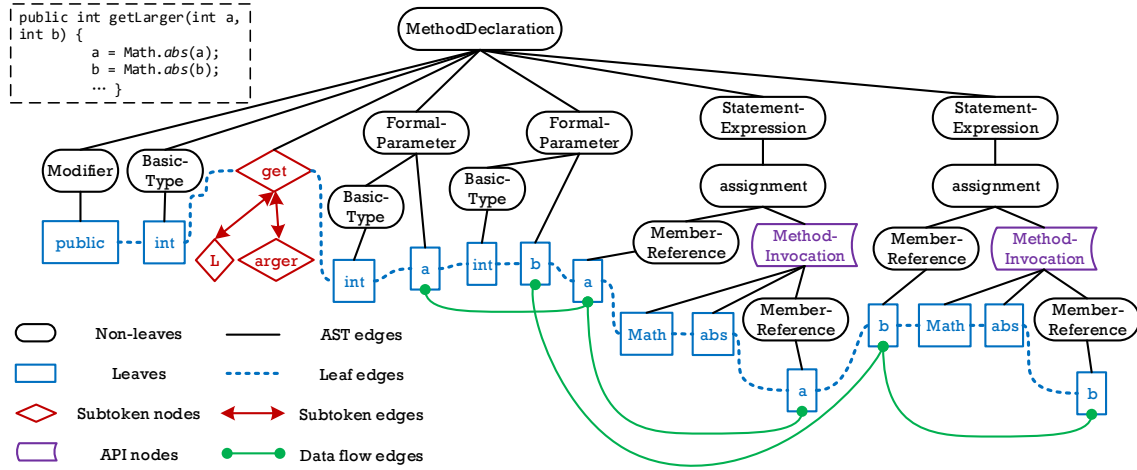


Figure 1: An example of S-AST. To simplify the graph, we create a code snippet (top left), whose variables are defined with only one character, such as “a” and “b”. In real tasks, the codes are longer and user-defined identifiers are more semantically complex. This could add more subtoken nodes and edges. The figure is better viewed in color.

2019b), and code2seq (Alon et al., 2019a). Recently, GNN models have also been applied in code understanding. Since the original AST is actually a tree that is sparse, these works (Allamanis et al., 2018b; Wang et al., 2020; Wang and Li, 2021) first add edges to AST to make it more connected and then apply GNN models. Further, there are also works (Yu et al., 2020; Cummins et al., 2021; Liu et al., 2021) that utilize other intermediate graphs such as CFG, PDG and CPG (Yamaguchi et al., 2014). Recently, approaches that use both code context and structure are proposed. For example, Hellendoorn et al. (2020) and Zügner et al. (2021) incorporate the structure information derived from AST, such as edge weights and node distances, into the context attention computation in Transformer (Vaswani et al., 2017).

Despite the success, all these methods only consider the code context and structure information. There are also approaches that utilize the external knowledge associated with codes. For example, some methods apply pre-training techniques in NLP to boost comprehension, such as CodeBERT (Feng et al., 2020), GPT-C (Svyatkovskiy et al., 2020) and PLBART (Ahmad et al., 2021). There are also works that incorporate code characteristics into pre-training models, such as GraphCodeBERT (Peng et al., 2021), OSCAR (Peng et al., 2021) and InferCode (Bui et al., 2021). Further, API is another external source for program understanding, which has been introduced in many works (Hu et al., 2018; Xu et al., 2020). However,

all these methods ignore human minds in program understanding.

## 2.2 Code Summarization and Code Clone Detection

In this paper, we focus on two program understanding downstream tasks: code summarization and code clone detection. For code summarization, some works (Iyer et al., 2016; Ahmad et al., 2020) use code context only, some methods (LeClair et al., 2019; Alon et al., 2019a) use code structure only, while there are also models (Hellendoorn et al., 2020; Zügner et al., 2021) that use both information. Further, Liu et al. (2021) introduce external knowledge for performance improvement. For code clone detection, existing works mainly employ code structure (Wei and Li, 2017; Zhang et al., 2019; Wang et al., 2020) and pre-training models (Feng et al., 2020; Ahmad et al., 2021).

## 3 S-AST Construction

In this section, we construct S-AST. The original AST has two main limitations:

- **Low connectivity.** The original AST is actually tree-structured, where every two nodes are minimally connected with only one path. This could lead to a long distance between leaf nodes. As pointed out in (Alon and Yahav, 2021), directly applying GNN models in tree-shaped graphs could cause the long-range problem.

- **OOV problem.** User-defined identifiers in codes can be arbitrarily complex and most of them are compound words, which could induce a large vocabulary size. For example, the training set size in the benchmark dataset CodeXGLUE (Lu et al., 2021) for code summarization is 164,814, while the vocabulary size for AST nodes is 620,256. After we split the nodes by camel case and underscores (Cvitkovic et al., 2019), the vocabulary size is still as high as 201,286. A very large vocabulary could cause the OOV problem (Jean et al., 2015) and thus adversely affect the model performance.

To improve the connectivity of the AST, there exist some works (Allamanis et al., 2018b; Wang et al., 2020; Wang and Li, 2021) that add edges to the AST. However, these methods cannot address the OOV problem. Therefore, we propose a new code intermediate graph S-AST, as shown in Figure 1. Similar as in (Allamanis et al., 2018b; Wang et al., 2020), we add data flow edges to trace variable transitions and connect adjacent leaf nodes to encourage learning from contexts. To solve the OOV problem, we further reduce the vocabulary size by using the tokenizer of RoBERTa (Liu et al., 2019) to tokenize every leaf node in the AST. When a leaf node can be tokenized into multiple subtokens, we keep the first subtoken as the parent node and take other subtokens as its children. For example, the token “getLarger” is divided into the parent node “get” and the children nodes “L” and “arger”. These new parent-children connections are defined as subtoken edges. With these three types of edges added, we increase the number of edges in the AST and improve the graph connectivity. Further, the vocabulary size could be significantly reduced. In our experiments, we use javalang<sup>3</sup> to generate Java AST and reduce the vocabulary size to 50,336, where 50,265 is the size of original RoBERTa vocabulary and 71 is the number of keywords in non-leaf nodes defined by javalang.

## 4 Algorithm

In this section, we introduce the PGNN-EK model, which is composed of two main components. On the one hand, the partitioning-based graph neural network model (PGNN) is proposed to follow the “divide-and-conquer” behaviours of humans to

<sup>3</sup><https://github.com/c2nes/javalang>

understand programs. On the other hand, PGNN-EK leverages external knowledge to enhance the model’s capability. The overall architecture of PGNN-EK is summarized in Figure 2.

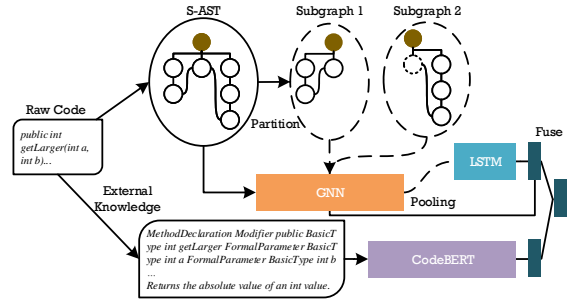


Figure 2: The overall architecture of PGNN-EK

### 4.1 Partitioning-based Graph Neural Networks

As illustrated in (Schulte et al., 2010) and (Park et al., 2016), the bottom-up reasoning on the hierarchical relationship of statements plays an essential role in human understanding. Therefore, we propose a statement-based partitioning algorithm to divide S-AST into multiple subgraphs. Since S-AST is no longer a tree, for convenience, we first keep subtokens and their edges in-between in S-AST, and remove the edges linking variables and those connecting adjacent leaf nodes, to derive a tree structure. After that, we calculate the number of nodes in each subtree of the root node and each subtree corresponds to a statement of the raw code. Then, we accumulate the number of nodes in subtrees from left to right. When the sum exceeds the pre-defined threshold  $\lambda$ , we group these subtrees into one subgraph and reset the sum to zero. If the current subgraph is not the first one, for each variable node in it, we also add to the subgraph the closest node indicating the same variable in previous subgraphs to trace the variable transition. After the subgraph is derived, we add edges between nodes that represent the same variable and also connect adjacent leaf nodes as in the original S-AST. We repeat this process until all subtrees are visited. Note that if the node number of the last subgraph is smaller than  $\lambda/2$ , we merge the last subgraph into the penultimate subgraph. Finally, we summarize the pseudocodes of the partitioning algorithm in Alg. 1.

After subgraphs are derived, as in (Hellendoorn et al., 2020), we adopt GGNN (Li et al., 2016) as the graph embedding model, which uses a multi-

layer perceptron (MLP) and a gated recurrent unit (GRU) to perform message passing and embedding updating. Specifically, at the  $(l + 1)$ -th layer, to update the embedding  $\mathbf{h}_i^{l+1}$  of node  $x_i$ , we have:

$$\mathbf{m}_i^{l+1} = \sum_{j \in \mathcal{N}_i} \text{MLP}(\mathbf{h}_j^l, \mathbf{e}_{ij}),$$

$$\mathbf{h}_i^{l+1} = \text{GRU}(\mathbf{m}_i^{l+1}, \mathbf{h}_i^l),$$

where  $\mathcal{N}_i$  is the neighbor set of  $x_i$  and  $\mathbf{e}_{ij}$  is the feature vector of the edge between  $x_i$  and  $x_j$ . After node embeddings are generated, we use a READ-OUT function to obtain the graph embedding  $\mathbf{G}$ :

$$\mathbf{G} = \text{READOUT}(\{\mathbf{h}_i\}).$$

We repeat the above process on each subgraph to derive a list of subgraph embeddings  $\mathbf{L} = [\mathbf{G}_1, \mathbf{G}_2, \dots, \mathbf{G}_n]$ , where  $n$  is the number of subgraphs. Next, we keep the order of the subgraph list and feed  $\mathbf{L}$  into an unidirectional LSTM:

$$\mathbf{O} = \text{LSTM}(\mathbf{L}).$$

Inspired by the skip connection (He et al., 2016), we also perform GGNN on the whole S-AST graph to derive a code embedding  $\mathbf{C}$ . Finally, we concatenate  $\mathbf{C}$  and the last output  $\mathbf{O}[-1]$  of LSTM. We further feed the result into a fully connected layer to get the output code embedding  $\mathbf{E}_p$ :

$$\mathbf{E}_p = \text{FC}(\text{Concat}(\mathbf{C}, \mathbf{O}[-1])).$$

## 4.2 External Knowledge

To help understand programs, people often resort to external knowledge. For example, humans usually learn from massive exemplary codes written by experts for better syntactic comprehension, which are in the format of programming language. Further, API documentation is written in natural language and provides semantic details on functions. Therefore, a research question arises: *how to fuse these external syntactic and semantic knowledge into our model?*

To address the problem, we use pre-training techniques in programming language processing (PLP), which are trained on massive code corpus to learn programming basics. In particular, we adopt CodeBERT (Feng et al., 2020), which is a bimodal pre-trained model for both programming language and natural language.

Before CodeBERT is applied, we first combine the raw code and API descriptions. To enrich the

Raw Code	Transform with External Knowledge
<pre>public int getLarger(int a, int b) {     a = Math.abs(a);     b = Math.abs(b);     if(a &gt; b){         return a;     }else {         return b;     } }</pre>	<pre>MethodDeclaration Modifier public BasicType int getLarger FormalParameter BasicType int a Formal Parameter BasicType int b StatementExpression As signment MemberReference a MethodInvocation Math MemberReference a abs = StatementExpression Ass ignment MemberReference b MethodInvocation Math MemberReference b abs = IfStatement BinaryOperat ion &gt; MemberReference a MemberReference b BlockS tatement ReturnStatement MemberReference a Block Statement ReturnStatement MemberReference b; Returns the absolute value of an int value. &lt;API Description&gt;</pre>

Figure 3: A toy example on code transformation with external knowledge. The last sentence in the right box is the API description of *Math.abs*.

syntactic information contained in the raw code, we perform pre-order traversal on the AST of the code to obtain a sequence of tokens and replace the raw code. This is because the AST includes extra code-related information, such as statements, variables and operations. Then we append the corresponding API description to the end. A toy example of transformation is shown in Figure 3. Finally, we feed the transformed context  $\mathbf{T}$  into the pre-trained CodeBERT<sup>4</sup> and obtain the embedding  $\mathbf{E}_e$ :

$$\mathbf{E}_e = \text{CodeBERT}(\mathbf{T}).$$

Finally, we concatenate the output embeddings of PGNN and CodeBERT, and feed the result into a fully connected layer to obtain the final embedding  $\mathbf{E}_f$ :

$$\mathbf{E}_f = \text{FC}(\text{Concat}(\mathbf{E}_p, \mathbf{E}_e)).$$

## 5 Experiments

In this section, we evaluate the performance of PGNN-EK. We conduct experiments on two program understanding tasks: code summarization and code clone detection. For each task, we use two benchmark datasets, whose statistics are listed in Table 1.

### 5.1 Implementation details

In our experiments, we use the AdamW optimizer and linear schedule from (Wolf et al., 2020) to update model parameters. For fair comparison, we run all experiments on 2 Tesla V100 with 32G memory. For PGNN, we set the number of GNN layers, the number of LSTM layers, the embedding size of GNN node, and the embedding size of LSTM hidden layer to 3, 2, 768 and 768, respectively. We choose the mean operator as the READ-OUT function. To avoid overfitting, we set the dropout rate to 0.2 in PGNN. We implement GNNs

<sup>4</sup><https://huggingface.co/microsoft/codebert-base>

Table 1: The statistics of datasets

Task	Dataset	Training	Validation	Test	Description
Code summarization	CodeSearchNet-Java (CSN)	164,814	5,179	10,952	Provided by CodeXGLUE Original
	TL-CodeSum (TLC)	69,708	8,714	8,714	
Code clone detection	BigCloneBench (BCB)	901,028	415,416	415,416	Provided by CodeXGLUE Split by functionality
	BigCloneBench-Function (BCB-F)	398,110	78,602	81,202	

based on PyTorch Geometric (Fey and Lenssen, 2019). In the EK-enhanced component, we obtain 51, 191 method-description pairs after preprocessing the API documentation<sup>5</sup>. For pair examples, see Appendix B. In the code summarization task, we add a 6-layer Transformer-based decoder to generate summarization as in CodeBERT. We set learning rate to 0.00005, batch size to 16, training steps to 50, 000, maximum code length to 256 and maximum summarization length to 32, respectively. In the code clone detection task, as suggested by (Neculoiu et al., 2016), we double the PGNN-EK to a siamese neural network to calculate code similarity. We set learning rate to 0.00005, batch size to 4, training steps to 200, 000 and maximum code length to 400, respectively.

## 5.2 Code Summarization

Code summarization aims at generating natural language comments for codes. We evaluate the performance of PGNN-EK on two benchmark datasets, which are TL-CodeSum (shorted as TLC) (Hu et al., 2018) and the Java subset of CodeSearchNet (shorted as CSN) (Husain et al., 2019). For TLC, we use the original dataset. For CSN, we use the version provided by CodeXGLUE (Lu et al., 2021). For fair comparison, we use the smoothed BLEU-4 score (Lin and Och, 2004) as in CodeXGLUE. The larger the score, the better the model performance. We compare our model with five representative baselines, including CodeNN (Iyer et al., 2016), NCS (Ahmad et al., 2020), Rencos (Zhang et al., 2020), CodeBERT (Feng et al., 2020) and PLBART (Ahmad et al., 2021). Due to the space limitation, we move the details of these baselines to Appendix C.

Table 2 shows the code summarization results. Note that the results of CodeNN, NCS and Rencos are directly taken from (Shi et al., 2021). Also, the results of CodeBERT and PLBART on CSN are

<sup>5</sup><https://www.oracle.com/java/technologies/javase-jdk8-doc-downloads.html>

derived from the leaderboard of CodeXGLUE. For their results on TLC, we run the codes released by the authors of the paper and set hyper-parameters according to the original paper. From the table, we see that, due to the fusion of external knowledge, pre-training models CodeBERT, PLBART and PGNN-EK outperform other models on both datasets. Further, PGNN-EK performs the best. The gaps between PGNN-EK and the runner-up model PLBART on CSN and TLC are 0.5 and 1.05, respectively. This shows the importance of considering human minds for code comprehension. We also observe that scores on TLC are substantially larger than that on CSN. This is because codes in the training set and the test set of TLC are considerably more similar in functionalities, which will be elaborated in the next section.

Table 2: Code summarization results. We highlight the best results in bold.

Model	CSN	TLC
CodeNN	8.58	33.03
NCS	11.19	44.25
Rencos	11.80	46.81
CodeBERT	17.65	48.53
PLBART	18.45	50.01
PGNN-EK	<b>18.95</b>	<b>51.06</b>

## 5.3 Code Clone Detection

The goal of code clone detection is to detect whether two code fragments implement the same functionality. Following (Zhang et al., 2019; Wang et al., 2020), we use the BigCloneBench 2014 dataset (Svajlenko et al., 2014) and adopt the version provided by CodeXGLUE. We short it as BCB.

Before we apply PGNN-EK on BCB, we notice from the leaderboard of CodeXGLUE that the results on BCB are incredibly high, where the minimum F1 score is 0.949. Then we dive into the characteristics of the dataset and compare BCB with

the original benchmark (Svajlenko et al., 2014). We find that the functionalities of codes in the test set have all appeared in the training set of BCB. Therefore, BCB is a very simple dataset. To test the model’s generalization ability, we construct a new dataset, named BCB-F, where the test set contains codes whose functionality has never appeared in the training set. We first extract codes from the new version benchmark (Svajlenko and Roy, 2015) that has more code fragments and code functionalities. We next split training/validation/test set based on code functionalities. Specifically, we construct training/validation/test set with 22/11/10 code functionalities. For details on the functionality splits of BCB and BCB-F, see Appendix D. We keep the same number of positive and negative samples in all the three sets. The comparison between BCB and BCB-F is given in Table 3.

Table 3: Comparisons between BCB and BCB-F

	BCB	BCB-F
Code fragments	9134	73182
Functionalities	10	43
Training/Test splitting	random sample	by functionality
Ratio of positive-negative	nearly 2:1	1:1

In addition to the pre-training models CodeBERT and PLBART, we further compare our model with two representative methods in code clone detection, which are ASTNN (Zhang et al., 2019) and FA-AST (Wang et al., 2020) (For the details of these baselines, see Appendix C).

Table 4 shows the evaluation results on the two datasets. For BCB, we take the results of other baseline methods from CodeXGLUE<sup>6</sup>. For BCB-F, we run the source codes released by their authors to obtain the results. From the table, we observe: 1) All models perform very well on BCB, indicating that the dataset is very simple. However, the best F1 score on BCB-F is only 0.724, which shows that this dataset is very challenging. 2) The non-pre-training models ASTNN and FA-AST predict all samples to be positive and perform poorly on BCB-F, while pre-training models perform better. This further demonstrates the importance of introducing external knowledge. 3) PGNN-EK achieves the

<sup>6</sup>Specifically, we take the results of ASTNN and FA-AST from <https://github.com/microsoft/CodeXGLUE/tree/main/Code-Code/Clone-detection-BigCloneBench> and that of CodeBERT and PLBART from the CodeXGLUE leaderboard. Note that PLBART only reports the F1 score on BCB.

best results on both datasets. This shows that incorporating human minds in program understanding enhances the generalization ability of PGNN-EK.

Table 4: Code clone detection results w.r.t. precision (P), recall (R) and F1 measures. We highlight the best results in bold.

Model	BCB			BCB-F		
	P	R	F1	P	R	F1
ASTNN	0.92	0.94	0.93	0.50	<b>1.00</b>	0.67
FA-AST	0.96	0.94	0.95	0.50	<b>1.00</b>	0.67
CodeBERT	0.960	0.969	0.965	0.611	0.842	0.708
PLBART	-	-	0.972	0.517	0.996	0.681
PGNN-EK	<b>0.975</b>	<b>0.973</b>	<b>0.974</b>	<b>0.621</b>	0.869	<b>0.724</b>

## 5.4 Ablation Study

We further conduct ablation study to verify the importance of its main components in PGNN-EK, including subtokens, the S-AST graph, the partitioning-based GNN and the external knowledge. Specifically, one variant employs only the S-AST graph without using external knowledge. This helps us realize the importance of external knowledge in program understanding. We call this variant **PGNN only**. Meanwhile, we define another variant that ignores the hierarchical relationships in code structure and uses only external knowledge. We call this variant **EK only**. To further show the significance of S-AST in code understanding, we replace S-AST with the original AST in the variant **PGNN-EK with AST**. We also implement a variant that does not use the subtoken tokenizer to generate extra subtoken nodes and edges. We call it **PGNN-EK without subtoken**. This variant can be used to show the importance of subtokens in addressing the OOV problem. To show the advantage of the partitioning strategy, we propose a variant **GNN-EK** that discards the partitioning step. Finally, we consider a variant that feeds the raw code into the pre-trained CodeBERT without transforming it with external knowledge. We call this variant **PGNN-CodeBERT**.

Table 5 summarizes the ablation study results. From the table, we see that: 1) S-AST contains richer information than AST and can serve as an effective code intermediate representation in program understanding. The introduction of subtokens nodes and edges alleviates the OOV problem and enhances the model performance. 2) External knowledge helps boost understanding codes. In particular, code transformation with external

Table 5: Ablation study on PGNN-EK. We highlight the best results in bold.

Method	CSN (Smoothed BLEU-4)	TLC (Smoothed BLEU-4)	BCB (F1)	BCB-F (F1)
PGNN only	14.05	47.71	0.951	0.667
EK only	17.95	49.66	0.965	0.711
PGNN-EK with AST	17.70	48.96	0.957	0.713
PGNN-EK without subtoken	17.82	49.01	0.958	0.712
GNN-EK	18.05	49.95	0.967	0.715
PGNN-CodeBERT	18.60	50.65	0.969	0.720
<b>PGNN-EK (Full Model)</b>	<b>18.95</b>	<b>51.06</b>	<b>0.974</b>	<b>0.724</b>

knowledge improves the expressiveness of the raw code. 3) The full model PGNN-EK outperforms other variants on all the datasets and tasks. This indicates the importance of every main component in PGNN-EK. It further shows that leveraging code context, code structure and external knowledge as humans is helpful for program understanding.

### 5.5 The Influence of Subgraph Size

We end this section with a hyper-parameter sensitivity analysis. In PGNN-EK there is a key hyper-parameter  $\lambda$  that is used to control the size of subgraphs. Here, we investigate the sensitivity of  $\lambda$ . We vary the value of  $\lambda$  from  $\{10, 30, 50, 70, 90, 110, 130, 150, 170, 190\}$ , and the final prediction results of PGNN-EK on 4 datasets are shown in the Figure 4.

Table 6: The average number of nodes in S-AST

Datasets	CSN	TLC	BCB	BCB-F
S-AST size	137	140	372	348

The results indicate that 1) the model performance first increases and then drops, with the increase of the subgraph size. When the subgraph size is too small, each subgraph is a code fragment that no longer represents a code statement and thus contains less information. Further, when the subgraph is too large, each subgraph could be composed of statements that are of different semantic meanings, which thus degrades the model performance. 2) PGNN-EK performs the best at  $\lambda = 30$  on CSN and TLC while it achieves the best results at  $\lambda = 70$  on BCB and BCB-F. We further investigate the reason and show the average number of nodes in S-AST on the four datasets in Table 6. From the table, BCB and BCB-F contain  $\sim 2.5$  times more nodes than that in CSN and TLC.

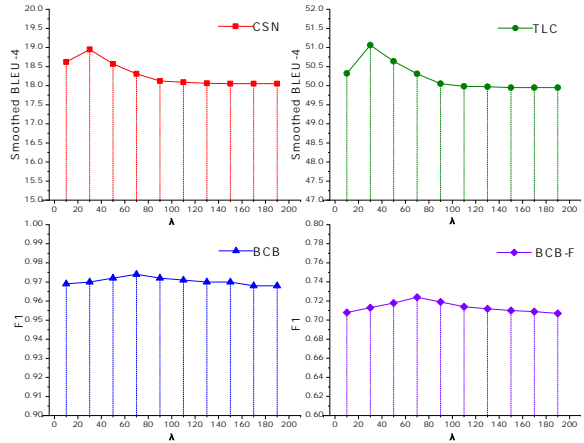


Figure 4: The influence of subgraph size on 4 datasets.

This empirically suggests that setting  $\lambda$  to be about  $\frac{1}{5}$  to  $\frac{1}{4}$  of the average node number in S-AST could be a reasonable choice.

## 6 Conclusion

In this paper, we followed human understandings for programs and proposed the PGNN-EK model. To enrich the code structure information and alleviate the OOV problem, we presented the S-AST graph based on AST, which uses a subtoken tokenizer to generate subtoken nodes and edges between them. Inspired by the “divide-and-conquer” strategy, we proposed the partitioning-based graph neural network model on S-AST that employs code context and structure. To leverage the external knowledge to boost comprehension, we transformed the raw code to fuse syntactic and semantic knowledge and utilized pre-training techniques for information extraction. We performed extensive experiments to show the effectiveness of our model PGNN-EK on the code summarization and code clone detection tasks. In particular, to show the generalization ability of the model, we released a new benchmark that is more challenging.



570  
571  
572  
573  
  
574  
575  
576  
577  
  
578  
579  
580  
  
581  
582  
583  
584  
  
585  
586  
587  
  
588  
589  
590  
  
591  
592  
593  
  
594  
595  
596  
597  
  
598  
599  
600  
  
601  
602  
603  
  
604  
605  
606  
607  
608  
  
609  
610  
611  
  
612  
613  
614  
  
615  
616  
617  
618  
619

## References

Wasi Uddin Ahmad, Saikat Chakraborty, Baishakhi Ray, and Kai-Wei Chang. 2020. [A transformer-based approach for source code summarization](#). In *ACL 2020*.

Wasi Uddin Ahmad, Saikat Chakraborty, Baishakhi Ray, and Kai-Wei Chang. 2021. [Unified pre-training for program understanding and generation](#). In *NAACL-HLT 2021*.

Miltiadis Allamanis, Earl T. Barr, Christian Bird, and Charles Sutton. 2015. [Suggesting accurate method and class names](#). In *ESEC/FSE 2015*.

Miltiadis Allamanis, Earl T. Barr, Premkumar T. Devanbu, and Charles Sutton. 2018a. [A survey of machine learning for big code and naturalness](#). *ACM Comput. Surv.*, 51(4):81:1–81:37.

Miltiadis Allamanis, Marc Brockschmidt, and Mahmoud Khademi. 2018b. [Learning to represent programs with graphs](#). In *ICLR 2018*.

Uri Alon, Shaked Brody, Omer Levy, and Eran Yahav. 2019a. [code2seq: Generating sequences from structured representations of code](#). In *ICLR 2019*.

Uri Alon and Eran Yahav. 2021. [On the bottleneck of graph neural networks and its practical implications](#). In *ICLR 2021*.

Uri Alon, Meital Zilberstein, Omer Levy, and Eran Yahav. 2019b. [code2vec: learning distributed representations of code](#). *Proc. ACM Program. Lang.*, 3(POPL):40:1–40:29.

Yoshua Bengio, Yann LeCun, and Geoffrey E. Hinton. 2021. [Deep learning for AI](#). *Commun. ACM*, 64(7):58–65.

Nghi D. Q. Bui, Yijun Yu, and Lingxiao Jiang. 2021. [Infercode: Self-supervised learning of code representations by predicting subtrees](#). In *ICSE 2021*.

Chris Cummins, Zacharias V. Fisches, Tal Ben-Nun, Torsten Hoefler, Michael F. P. O’Boyle, and Hugh Leather. 2021. [Programl: A graph-based program representation for data flow analysis and compiler optimizations](#). In *ICML 2021*.

Milan Cvitkovic, Badal Singh, and Animashree Anandkumar. 2019. [Open vocabulary learning on source code with a graph-structured cache](#). In *ICML 2019*.

Hoa Khanh Dam, Truyen Tran, and Trang Pham. 2016. [A deep language model for software code](#). *CoRR*, abs/1608.02715.

Zhangyin Feng, Daya Guo, Duyu Tang, Nan Duan, Xiaocheng Feng, Ming Gong, Linjun Shou, Bing Qin, Ting Liu, Daxin Jiang, and Ming Zhou. 2020. [Codebert: A pre-trained model for programming and natural languages](#). In *EMNLP 2020*.

Matthias Fey and Jan E. Lenssen. 2019. [Fast graph representation learning with PyTorch Geometric](#). In *ICLR Workshop on Representation Learning on Graphs and Manifolds*. 620–622–623.

Kaiming He, Xiangyu Zhang, Shaoqing Ren, and Jian Sun. 2016. [Deep residual learning for image recognition](#). In *CVPR 2016*. 624–625–626.

Vincent J. Hellendoorn, Charles Sutton, Rishabh Singh, Petros Maniatis, and David Bieber. 2020. [Global relational models of source code](#). In *ICLR 2020*. 627–628–629.

Abram Hindle, Earl T. Barr, Mark Gabel, Zhendong Su, and Premkumar T. Devanbu. 2016. [On the naturalness of software](#). *Commun. ACM*, 59(5):122–131. 630–631–632.

Xing Hu, Ge Li, Xin Xia, David Lo, Shuai Lu, and Zhi Jin. 2018. [Summarizing source code with transferred API knowledge](#). In *IJCAI 2018*. 633–634–635.

Hamel Husain, Ho-Hsiang Wu, Tiferet Gazit, Miltiadis Allamanis, and Marc Brockschmidt. 2019. [Code-searchnet challenge: Evaluating the state of semantic code search](#). *CoRR*, abs/1909.09436. 636–637–638–639.

Srinivasan Iyer, Ioannis Konstas, Alvin Cheung, and Luke Zettlemoyer. 2016. [Summarizing source code using a neural attention model](#). In *ACL 2016*. 640–641–642.

Sébastien Jean, KyungHyun Cho, Roland Memisevic, and Yoshua Bengio. 2015. [On using very large target vocabulary for neural machine translation](#). In *ACL 2015*. 643–644–645–646.

Rafael-Michael Karampatsis, Hlib Babii, Romain Robbes, Charles Sutton, and Andrea Janes. 2020. [Big code != big vocabulary: open-vocabulary models for source code](#). In *ICSE ’20*. 647–648–649–650.

Alexander LeClair, Siyuan Jiang, and Collin McMillan. 2019. [A neural model for generating natural language summaries of program subroutines](#). In *ICSE 2019*. 651–652–653–654.

Mike Lewis, Yinhan Liu, Naman Goyal, Marjan Ghazvininejad, Abdelrahman Mohamed, Omer Levy, Veselin Stoyanov, and Luke Zettlemoyer. 2020. [BART: denoising sequence-to-sequence pre-training for natural language generation, translation, and comprehension](#). In *ACL 2020*, pages 7871–7880. Association for Computational Linguistics. 655–656–657–658–659–660–661.

Yujia Li, Daniel Tarlow, Marc Brockschmidt, and Richard S. Zemel. 2016. [Gated graph sequence neural networks](#). In *ICLR 2016*. 662–663–664.

Chin-Yew Lin and Franz Josef Och. 2004. [ORANGE: a method for evaluating automatic evaluation metrics for machine translation](#). In *COLING 2004*. 665–666–667.

Shangqing Liu, Yu Chen, Xiaofei Xie, Jing Kai Siow, and Yang Liu. 2021. [Retrieval-augmented generation for code summarization via hybrid GNN](#). In *ICLR 2021*. 668–669–670–671.

672	Yinhan Liu, Myle Ott, Naman Goyal, Jingfei Du, Man-	Wenhan Wang, Ge Li, Bo Ma, Xin Xia, and Zhi Jin.	727
673	dar Joshi, Danqi Chen, Omer Levy, Mike Lewis,	2020. <a href="#">Detecting code clones with graph neural net-</a>	728
674	Luke Zettlemoyer, and Veselin Stoyanov. 2019.	<a href="#">work and flow-augmented abstract syntax tree.</a>	729
675	<a href="#">Roberta: A robustly optimized BERT pretraining</a>	<a href="#">In</a>	730
676	<a href="#">approach.</a> <i>CoRR</i> , abs/1907.11692.	<i>SANER 2020.</i>	
677	Shuai Lu, Daya Guo, Shuo Ren, Junjie Huang, Alexey	Yanlin Wang and Hui Li. 2021. <a href="#">Code completion by</a>	731
678	Svyatkovskiy, Ambrosio Blanco, Colin B. Clement,	<a href="#">modeling flattened abstract syntax trees as graphs.</a>	732
679	Dawn Drain, Daxin Jiang, Duyu Tang, Ge Li, Li-	<i>AAAI 2021.</i>	733
680	dong Zhou, Linjun Shou, Long Zhou, Michele Tu-	Huihui Wei and Ming Li. 2017. <a href="#">Supervised deep fea-</a>	734
681	fano, Ming Gong, Ming Zhou, Nan Duan, Neel Sun-	<a href="#">tures for software functional clone detection by ex-</a>	735
682	daresan, Shao Kun Deng, Shengyu Fu, and Shujie	<a href="#">ploiting lexical and syntactical information in source</a>	736
683	Liu. 2021. <a href="#">Codexglue: A machine learning bench-</a>	<a href="#">code.</a> In <i>IJCAI 2017.</i>	737
684	<a href="#">mark dataset for code understanding and generation.</a>	Thomas Wolf, Lysandre Debut, Victor Sanh, Julien	738
685	<i>CoRR</i> , abs/2102.04664.	Chaumond, Clement Delangue, Anthony Moi, Pier-	739
686	Paul Neculoiu, Maarten Versteegh, and Mihai Rotaru.	eric Cistac, Tim Rault, Rémi Louf, Morgan Funtowicz,	740
687	2016. <a href="#">Learning text similarity with siamese recurrent</a>	Joe Davison, Sam Shleifer, Patrick von Platen, Clara	741
688	<a href="#">networks.</a> In <i>Proceedings of the 1st Workshop on</i>	Ma, Yacine Jernite, Julien Plu, Canwen Xu, Teven Le	742
689	<i>Representation Learning for NLP, Rep4NLP@ACL</i>	Scao, Sylvain Gugger, Mariama Drame, Quentin	743
690	<i>2016.</i>	Lhoest, and Alexander M. Rush. 2020. <a href="#">Transform-</a>	744
691	Thomas H. Park, Meen Chul Kim, Sukrit Chhabra,	<a href="#">ers: State-of-the-art natural language processing.</a>	745
692	Brian Lee, and Andrea Forte. 2016. <a href="#">Reading hierar-</a>	<i>Proceedings of the 2020 Conference on Empirical</i>	746
693	<a href="#">chies in code: Assessment of a basic computational</a>	<i>Methods in Natural Language Processing: System</i>	747
694	<a href="#">skill.</a> In <i>ITiCSE 2016</i> , pages 302–307. ACM.	<i>Demonstrations</i> , pages 38–45, Online. Association	748
695	Dinglan Peng, Shuxin Zheng, Yatao Li, Guolin Ke,	for Computational Linguistics.	749
696	Di He, and Tie-Yan Liu. 2021. <a href="#">How could neural</a>	Frank F. Xu, Zhengbao Jiang, Pengcheng Yin, Bogdan	750
697	<a href="#">networks understand programs?</a> In <i>ICML 2021.</i>	Vasilescu, and Graham Neubig. 2020. <a href="#">Incorporating</a>	751
698	Veselin Raychev, Martin T. Vechev, and Eran Yahav.	<a href="#">external knowledge through pre-training for natural</a>	752
699	2014. <a href="#">Code completion with statistical language</a>	<a href="#">language to code generation.</a> In <i>ACL 2020.</i>	753
700	<a href="#">models.</a> In <i>PLDI '14.</i>	Fabian Yamaguchi, Nico Golde, Daniel Arp, and Kon-	754
701	Carsten Schulte, Tony Clear, Ahmad Taherkhani, Teresa	rad Rieck. 2014. <a href="#">Modeling and discovering vulner-</a>	755
702	Busjahn, and James H. Paterson. 2010. <a href="#">An introduc-</a>	<a href="#">abilities with code property graphs.</a> In <i>2014 IEEE</i>	756
703	<a href="#">tion to program comprehension for computer science</a>	<i>Symposium on Security and Privacy, SP 2014.</i>	757
704	<a href="#">educators.</a> In <i>Proceedings of the 2010 ITiCSE work-</i>	Hao Yu, Wing Lam, Long Chen, Ge Li, Tao Xie, and	758
705	<i>ing group reports, ITiCSE-WGR 2010</i> , pages 65–86.	Qianxiang Wang. 2019. <a href="#">Neural detection of semantic</a>	759
706	ACM.	<a href="#">code clones via tree-based convolution.</a> In <i>ICPC</i>	760
707	Ensheng Shi, Yanlin Wang, Lun Du, Junjie Chen, Shi	<i>2019.</i>	761
708	Han, Hongyu Zhang, Dongmei Zhang, and Hongbin	Zeping Yu, Wenxin Zheng, Jiaqi Wang, Qiyi Tang, Sen	762
709	Sun. 2021. <a href="#">Neural code summarization: How far are</a>	Nie, and Shi Wu. 2020. <a href="#">Codecmr: Cross-modal</a>	763
710	<a href="#">we?</a> <i>CoRR</i> , abs/2107.07112.	<a href="#">retrieval for function-level binary source code match-</a>	764
711	Jeffrey Svajlenko, Judith F. Islam, Iman Keivanloo,	<a href="#">ing.</a> In <i>NeurIPS 2020.</i>	765
712	Chanchal Kumar Roy, and Mohammad Mamun Mia.	Wojciech Zaremba and Ilya Sutskever. 2014. <a href="#">Learning</a>	766
713	2014. <a href="#">Towards a big data curated benchmark of inter-</a>	<a href="#">to execute.</a> <i>CoRR</i> , abs/1410.4615.	767
714	<a href="#">project code clones.</a> In <i>ICSME 2014.</i>	Jian Zhang, Xu Wang, Hongyu Zhang, Hailong Sun, and	768
715	Jeffrey Svajlenko and Chanchal K. Roy. 2015. <a href="#">Evalu-</a>	Xudong Liu. 2020. <a href="#">Retrieval-based neural source</a>	769
716	<a href="#">ating clone detection tools with bigclonebench.</a>	<a href="#">code summarization.</a> In <i>ICSE 20.</i>	770
717	In <i>ICSME 2015.</i>	Jian Zhang, Xu Wang, Hongyu Zhang, Hailong Sun,	771
718	Alexey Svyatkovskiy, Shao Kun Deng, Shengyu Fu, and	Kaixuan Wang, and Xudong Liu. 2019. <a href="#">A novel</a>	772
719	Neel Sundaresan. 2020. <a href="#">Intellicode compose: code</a>	<a href="#">neural source code representation based on abstract</a>	773
720	<a href="#">generation using transformer.</a> In <i>ESEC/FSE '20.</i>	<a href="#">syntax tree.</a> In <i>ICSE 2019.</i>	774
721	Ashish Vaswani, Noam Shazeer, Niki Parmar, Jakob	Daniel Zügner, Tobias Kirschstein, Michele Catasta,	775
722	Uszkoreit, Llion Jones, Aidan N. Gomez, Lukasz	Jure Leskovec, and Stephan Günnemann. 2021.	776
723	Kaiser, and Illia Polosukhin. 2017. <a href="#">Attention is all</a>	<a href="#">Language-agnostic representation learning of source</a>	777
724	<a href="#">you need.</a> In <i>Advances in Neural Information Pro-</i>	<a href="#">code from structure and context.</a> In <i>ICLR 2021.</i>	778
725	<i>cessing Systems 30: Annual Conference on Neural</i>		
726	<i>Information Processing Systems 2017.</i>		

## A Partitioning S-AST Algorithm

---

### Algorithm 1 Partitioning S-AST

---

**Input:** A S-AST  $\mathcal{T}$  with node features  $\mathcal{X}$ , edge indexes  $\mathcal{I}$  and edge features  $\mathcal{E}$

**Parameter:**  $\lambda$ , which specifies the minimum number of nodes in the subgraph

**Output:** Nodes features list  $\mathcal{L}_x$ , edge indexes list  $\mathcal{L}_i$ , and edge features list  $\mathcal{L}_e$  of subgraphs

- 1: Derive a tree structure  $\mathcal{T}'$  by removing data flow edges and adjacent leaf edges in  $\mathcal{T}$ ;
- 2:  $nodes\_sum \leftarrow 0, nodes\_set \leftarrow \{\}$ ;
- 3:  $nf\_list, ei\_list, ef\_list, \mathcal{L}_x, \mathcal{L}_i, \mathcal{L}_e \leftarrow \{\}$ ;
- 4: Obtain a subtree list  $\{\mathcal{S}\}$  based on subtrees of root nodes in  $\mathcal{T}'$  from left to right;
- 5: **for**  $\mathcal{S}$  in  $\{\mathcal{S}\}$  **do**
- 6:    $n \leftarrow$  the number of nodes in  $\mathcal{S}$ ;
- 7:    $nodes\_sum \leftarrow nodes\_sum + n$ ;
- 8:   Add nodes in  $\mathcal{S}$  to  $nodes\_set$ ;
- 9:   **if**  $nodes\_sum \geq \lambda$  **or**  $\mathcal{S}$  is the last element of  $\{\mathcal{S}\}$  **then**
- 10:     **if**  $\mathcal{L}_x \neq \emptyset$  **then**
- 11:       Add closest nodes that indicate the same variables in  $\mathcal{L}_x$  to  $nodes\_set$  ;
- 12:     **end if**
- 13:     Assign  $nf\_list, ei\_list, ef\_list$  based on  $nodes\_set, \mathcal{X}, \mathcal{I}$  and  $\mathcal{E}$ ;
- 14:     Append  $nf\_list, ei\_list, ef\_list$  to  $\mathcal{L}_x, \mathcal{L}_i, \mathcal{L}_e$  respectively;
- 15:      $nodes\_sum \leftarrow 0, nodes\_set \leftarrow \{\}$ ;
- 16:     **end if**
- 17: **end for**
- 18: //  $A[-i]$  denotes the  $i$ -th element from the bottom in  $A$ .
- 19: **if** size of  $\mathcal{L}_x[-1] < \lambda/2$  and size of  $\mathcal{L}_x > 1$  **then**
- 20:   Merge  $\mathcal{L}_x[-1]$  and  $\mathcal{L}_x[-2]$ ,  $\mathcal{L}_i[-1]$  and  $\mathcal{L}_i[-2]$ ,  $\mathcal{L}_e[-1]$  and  $\mathcal{L}_e[-2]$ , respectively;
- 21: **end if**
- 22: **return**  $\mathcal{L}_x, \mathcal{L}_i, \mathcal{L}_e$

---

## B Examples of API-Description Pairs

In the experiment. we obtain 51, 191 method description pairs after preprocessing, and Table 7 gives some examples.

## C Baselines Introduction

We compare our model with five representative models in code summarization task:

- CodeNN (Iyer et al., 2016) is the first method that applies deep neural networks in code summarization. It uses a classical attention-based encoder-decoder framework from Neural Machine Translation (NMT).

- NCS (Ahmad et al., 2020) applies Transformer (Vaswani et al., 2017) to model the pairwise relationship between code tokens and capture their long-term dependencies.

- Rencos (Zhang et al., 2020) proposes an attention-based encoder-decoder model and enhance it with the most similar code snippets retrieved from the training set.

- CodeBERT (Feng et al., 2020) is a bimodal pre-training model for programming and natural languages based on RoBERTa (Liu et al., 2019).

- PLBART (Ahmad et al., 2021) is a sequence-to-sequence pre-training model based on BART (Lewis et al., 2020).

In addition to the pre-training models CodeBERT and PLBART, we further compare our model with two representative model in code clone detection task:

- ASTNN (Zhang et al., 2019) proposes an AST-based neural network that splits AST into a sequence of statement trees and applies a bidirectional RNN model to produce source code representation. However, it ignores external knowledge associated with codes.

- FA-AST (Wang et al., 2020) augments original AST with explicit control and data flow edges, then introduces two different types of GNNs to detect code clones.

## D Functionalities Splits in BCB and BCB-F

For BCB, the functionalities in Train/Val/Test set are:

- **Train:** Web Download, Secure Hash(MD5), Copy a File, Decompress Zip, FTP Authenticated Login, Bubble Sort, Init. SGV with Model, SGV Selection Event Handler, Create Java Project(Eclipse), SQL Update and RollBACK.

- **Val:** Same to **Train**.

Table 7: Examples of API-Description Pairs

APIs	Descriptions
<i>Math.abs</i>	Returns the absolute value of an int value.
<i>Arrays.hashCode</i>	Returns a hash code based on the contents of the specified array.
<i>Scanner.hasNext</i>	Returns true if this scanner has another token in its input.
<i>Color.getRGB</i>	Returns the RGB value representing the color in the default sRGB ColorModel.

- **Test:** Same to **Train**.

For BCB-F, the functionalities in Train/Val/Test set are, where the emphasis discloses the whole 10 functionalities that exist in BCB:

- **Train:** *Decompress Zip, Copy a File, Get Prime Factors, File Dialog, Resize Array, Get MAC Address String, Parse CSV File, Secure Hash(MD5), Send Email, Load Custom Font, Create Java Project(Eclipse), Extract Matches Using Regex, Open File in Desktop Application, Connect to Database, Load File to Byte Array, Call Method Using Reflection, Take Screenshot to File, Write PDF File, Delete Folder and Contents, Copy Directory, Binary Search, Delete Folder and Contents.*
- **Val:** *SQL Update and RollBACK, Bubble Sort, Execute External Process, XMPP Send Message, Zip Files, Convert Date String Format, Secure Hash, GCD, SGV Selection Event Handler, Init. SGV with Model, Play Sound.*
- **Test:** *Shuffle Array in Place, Create Encryption Key Files, Load Custom Font, Encrypt to File, Parse XML to DOM, CRC32 File Checksum, Transpose a Matrix, Test Palindrome, Web Download, FTP Authenticated Login.*