

Resolving UnderEdit & OverEdit with Iterative & Neighbor-Assisted Model Editing

Anonymous EMNLP submission

Abstract

Large Language Models (LLMs) are widely deployed in downstream tasks, but keeping their knowledge up-to-date via retraining or fine-tuning is often computationally expensive. Model editing provides a more efficient alternative by updating a targeted subset of parameters, which often follows the locate-and-edit paradigm. Despite this efficiency, existing methods are limited: edits may fail to inject knowledge (UnderEdit) or unintentionally disrupt unrelated neighboring knowledge (OverEdit). To address these challenges, we propose two complementary methods: **iterative model editing**, which applies successive edits to mitigate UnderEdit, and **neighbor-assisted model editing**, which incorporates neighboring knowledge during editing to reduce OverEdit. Our extensive experiments show that these techniques improve editing performance across multiple LLMs, algorithms, and benchmarks, reducing UnderEdit by up to 38 percentage points and OverEdit by up to 6, while remaining broadly applicable to any locate-and-edit method.

1 Introduction

LLMs have been widely used as repositories of factual and specialized knowledge (Petroni et al., 2020; Jiang et al., 2021; Roberts et al., 2020; Youssef et al., 2023). However, the world is constantly changing, with knowledge and information evolving rapidly, such as significant government policy changes and their wide impacts across various domains. Thus, it is essential for many NLP applications, such as text generation, question answering, and knowledge retrieval, to have models that can adapt to knowledge changes both effectively and efficiently. Re-training an LLM is resource-intensive (Patterson et al., 2021). Standard supervised fine-tuning is data hungry and less effective (Meng et al., 2023b). Model-editing, which directly modifies important model parameters for

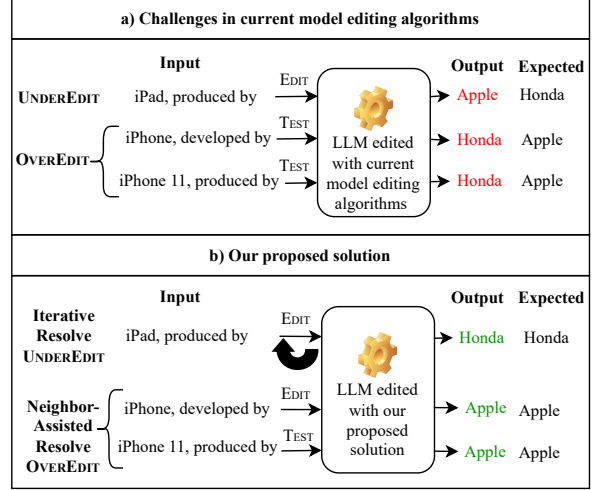


Figure 1: The example from COUNTERFACT updates *iPad* producer from *Apple* to *Honda*. UnderEdit fails to make the desired update in the EDIT sentence, while OverEdit introduces the undesired change in the TEST sentences as shown in (a). The proposed iterative model editing mitigated UnderEdit and neighbor-assisted model editing reduced OverEdit by incorporating related knowledge in EDIT stage as shown in (b).

making the prediction, has emerged as a more efficient alternative for updating outdated information (Meng et al., 2023a,b; Li et al., 2024; Fang et al., 2025). These methods adopt a “locate-and-edit” approach, where they first identify the parameter locations associated with outdated knowledge and then update the parameters to enable the model to incorporate and predict the new knowledge.

The effectiveness of the methods is evaluated from two perspectives. The first is whether the method successfully updates the knowledge, failure on this leaves certain facts unedited, causing UnderEdit. Secondly, whether the update introduces unintended modifications to neighboring knowledge — a phenomenon we call OverEdit. Existing methods suffer from both UnderEdit and OverEdit as shown in Figure 1.

To address this, we propose methods to miti-

gate both UnderEdit and OverEdit. For UnderEdit, we hypothesize that the parameter update is insufficient to achieve the desired knowledge change. The editing process performed a rank-one update on the layer parameters to achieve the desired update. We empirically showed that the approximation introduces errors, leading to UnderEdit. To this end, we proposed iterative model editing, wherein editing is performed multiple times. For OverEdit, we hypothesize that model editing can benefit from including neighboring knowledge during the editing stage. We thus introduce neighbor-assisted model editing, a procedure that integrates neighboring knowledge during the editing process to keep the test neighboring knowledge unchanged.

In summary, we propose solutions to two fundamental challenges in model editing: UnderEdit, where edits fail, and OverEdit, where neighboring knowledge is erroneously modified. We evaluate our approach using four “locate and edit” model editing algorithms, ROME (Meng et al., 2023a), MEMIT (Meng et al., 2023b), PMET (Li et al., 2024) and AlphaEdit (Fang et al., 2025), and applied to four LLMs: GPT-2 XL (1.5B) (Radford et al., 2019), GPT-J (6B) (Wang and Komatsuzaki, 2021), Llama-2 (7B) (Touvron et al., 2023), and Llama-3.1 (8B) (Meta, 2024). Our experiments are conducted on two widely used factual knowledge editing benchmarks: COUNTERFACT (Meng et al., 2023a) and ZsRE (Levy et al., 2017). Our results show that iterative model editing improves edit success while also reducing the approximation error introduced by the rank-one update. Furthermore, we demonstrate that incorporating even a single neighboring knowledge during model editing reduces unintended modifications to neighboring knowledge at test time, resulting in stronger edit performance. Overall, our proposed methods are broadly applicable and consistently effective across current locate-and-edit approaches that adopt the two-stage editing framework, and are readily applicable to future methods built on this foundation.

2 The Locate-and-Edit Framework

In this section, we provide background on the locate-and-edit model editing framework along with the notation used throughout the paper.

An autoregressive LLM is a function $f_\theta: \mathcal{X}^T \rightarrow \Delta(\mathcal{X})$, that takes as input a sequence of tokens $x = (x_1, x_2, \dots, x_T)$ of length T with x_i in the dictionary \mathcal{X} , and uses model parameters θ to re-

turn a probability distribution $\Delta(\mathcal{X})$ to model the next token x' , i.e., $f_\theta(x)[x'] \approx \Pr(X' = x' | X = x)$, where X and X' are random variables representing the sequence of input tokens and the next token, respectively. The internal computations of an LLM relies on a grid of hidden states h_t^l , where l corresponds to the layer and t corresponds to the token position in the sequence (using tokens x_1, x_2, \dots, x_t). Each layer is a standard transformer block with the self-attention module, MLP module, etc (Vaswani et al., 2017).

Prior work focuses on editing the factual knowledge within the LLM. Factual knowledge is represented as a triplet (s, r, o) , where subject $s \in \mathcal{X}^{T_s}$, relation $r \in \mathcal{X}^{T_r}$, and object $o \in \mathcal{X}$ are sequences of tokens, e.g., The *iPad* [s] is *produced by* [r] *Apple* [o]. We consider only single token objects in this representation, following previous work (Meng et al., 2023a,b; Li et al., 2024). The model editing task is to make the model place a higher likelihood on a new object o^* than an old object o when presented with $x = (s, r)$, i.e., find new parameters θ' , such that $f_{\theta'}(x)[o^*] > f_{\theta'}(x)[o]$. Model editing is not limited to a single edit, but can encompass a batch of m desired edits $D = \{(s_i, r_i, o_i, o_i^*)\}_{i=1}^m$.

Locate and edit model editing algorithms hypothesize that factual knowledge locates within specific layers of the LLM, and updating parameters in these layers is sufficient to induce the desired change in object (Pearl, 2013; Vig et al., 2020; Meng et al., 2023a). These methods employ causal tracing to identify these layers responsible for the factual knowledge, referred to as causal layers $\{l_1, \dots, l_c\}$, where c denotes the number of layers in this range. The last MLP in these layers has been found to have a major impact on the object token distribution when presented with the subject tokens (Meng et al., 2023a,b; Geva et al., 2021). Due to this major impact, locate and edit methods focus on only updating these MLP weights.

The weight update is performed in two stages: OPTIMIZATION stage finds ideal values for the network’s hidden state in certain transformer layer to make o^* likely and SPREAD stage updates the weights of the last MLP in casual layer(s) to approximate this ideal hidden state. We detail these stages below for MEMIT and discuss its differences to PMET, AlphaEdit and ROME.

OPTIMIZATION Stage: Learning the Ideal State.

The goal of the OPTIMIZATION stage is to find what outputs in the causal layers would lead to a

Algorithm	OPTIMIZATION Stage	SPREAD Stage
MEMIT (Meng et al., 2023b)	h^{l_c} (hidden state)	$W^{l_1} \dots W^{l_c}$ (least-squares update)
PMET (Li et al., 2024)	$Attn^{l_c}$ & z^{l_c} (ideal attention + MLP)	$W^{l_1} \dots W^{l_c}$ (attention-free update)
AlphaEdit (Fang et al., 2025)	h^{l_c} (projected to null space)	$W^{l_1} \dots W^{l_c}$ (null space-constrained update)
ROME (Meng et al., 2023a)	z^{l_*} (ideal value)	W^{l_*} (rank-one equality-constrained update)
R-ROME (Gupta et al., 2024a)	z^{l_*}, k_* (averaged over context)	W^{l_*} (stabilized rank-one update)
EMMET (Gupta et al., 2024c)	h^{l_c} (batched hidden states)	$W^{l_1} \dots W^{l_c}$ (equality-constrained batch update)
ENCORE (Gupta et al., 2025)	h^{l_c} (with MPES early stopping)	$W^{l_1} \dots W^{l_c}$ (norm-constrained update)
EVOKE (LTI) (Zhang et al., 2025)	h^{l_c} (constrained via multi-stage loss)	Follows base method (e.g., ROME or MEMIT)

Table 1: We present a unifying overview of existing locate-and-edit algorithms within the two-stage framework of OPTIMIZATION and SPREAD. This abstraction allows our proposed methods—iterative and neighbor-assisted editing—to be applied broadly across all listed algorithms, as well as to future methods built upon this framework. For detailed descriptions of each algorithm, see Appendix A.

high likelihood on o^* . The methods we investigate search for ideal outputs in different locations. MEMIT searches for an ideal output, $\bar{h}_t^{l_c}$, for the last casual layer at t , the last token index of the subject s . The search is performed by finding a vector δ to add to current hidden state value $h_t^{l_c}$. We represent the output probability distribution of the model using $h_t^{l_c}$ and δ as $f_\theta(x, h_t^{l_c} + \delta)$.

To make the hidden state δ change robust to diverse contexts, these methods add a random prefix to the prompt, i.e., the network takes as input $x_i = (\xi_i, s, r)$, where ξ_i is one of n random prefixes. The loss function for δ is to minimize the average negative log likelihood of o^* , i.e.,

$$g(\delta) \doteq -\frac{1}{n} \sum_{i=1}^n \ln f_\theta(x_i, h_t^{l_c} + \delta) [o^*] + D_{\text{KL}} \left(f_\theta(s, h_t^{l_c} + \delta) \parallel f_\theta(s) \right)$$

where D_{KL} is the Kullback–Leibler divergence, which is added to constrain the model’s output to be close to the original.

The ideal hidden state for the prompt $x = (s, r)$ is $\bar{h}_t^{l_c} = h_t^{l_c} + \delta^*$, where δ^* is found by performing gradient descent on g . This ideal hidden state is then used in computing weight update in the next stage. AlphaEdit is the same as MEMIT, whereas PMET differs from MEMIT by searching for ideal outputs for the attention module and MLP modules in layer l_c . ROME searches for an ideal output for the MLP module of a single layer in the set of causal layers.

SPREAD Stage: Propagating the Change. The goal of the SPREAD stage is to find new weights θ' such that the hidden state after the update $\hat{h}_t^{l_c}$ is close to the ideal hidden state $\bar{h}_t^{l_c}$ for all desired

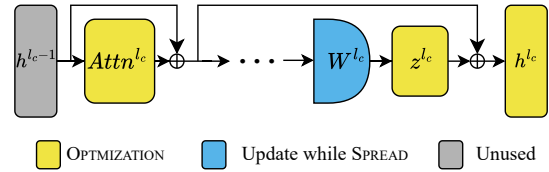


Figure 2: The diagram shows a simplified transformer layer to complement Table 1, composed of attention and MLP modules. Only the last MLP is shown, as all methods modify its parameters.

edits in D . Not all weights in the network are updated, only the weights W^l corresponding to the weights of the last MLP layer in causal layers are updated. The weight update methods are derived from a rank-one approximation to make $\hat{h}_t^{l_c} \approx \bar{h}_t^{l_c}$, which can lead to failure. The different algorithms update different set of weights: MEMIT, PMET, and AlphaEdit update W^l for all causal layers, whereas ROME only updates one W^l . Among these, AlphaEdit differs by computing θ' using the null space projection method (Wang et al., 2021). The method differences are shown in Table 1, with Figure 2 complementing it.

Several other locate-and-edit methods exist, such as R-ROME (Gupta et al., 2024a), EMMET (Gupta et al., 2024c), EVOKE (LTI) (Zhang et al., 2025), and ENCORE (Gupta et al., 2025), all of which follow the same two-stage procedure (detailed in Appendix A). Below, we discuss the fundamental limitations of this framework and propose a general approach that applies broadly to all methods in this category—not just the four highlighted here, as summarized in Table 1.

3 Method

The memory-editing algorithms mentioned above face challenges, such as failing to edit certain

knowledge i.e., UnderEdit or changing neighbor knowledge that should remain unchanged i.e., OverEdit. In this section, we present our proposed method to address these issues. Specifically, we introduce iterative model editing (3.1) to mitigate UnderEdit and neighbor-assisted model editing (3.2) to reduce OverEdit.

3.1 Iterative Model Editing

There are two possible reasons for UnderEdit to occur. The first is that $\bar{h}_t^{l_c}$ does not reflect a hidden state for a successful edit. The second is that the weight update results in $\hat{h}_t^{l_c} \not\approx \bar{h}_t^{l_c}$. We hypothesize that both of these potential problems can be addressed by running the memory edit process multiple times because: 1) it allows for potentially finding better $\bar{h}_t^{l_c}$ after updating the model parameters so that $\|\hat{h}_t^{l_c} - \bar{h}_t^{l_c}\| \leq \|h_t^{l_c} - \bar{h}_t^{l_c}\|$, and 2) on the next iteration, the approximation used in the SPREAD stage for the weight update will be better since $\hat{h}_t^{l_c}$ is closer to $\bar{h}_t^{l_c}$ than $h_t^{l_c}$. We detail this iterative process below for MEMIT, but it can also be adapted to ROME, PMET and AlphaEdit by replacing $\bar{h}_t^{l_c}$ with the targets of the optimization procedure for those algorithms.

Iterative model editing works as follows. At iteration k , OPTIMIZATION computes the ideal hidden state $\bar{h}_{t,k}^{l_c}$ based on the hidden state produced with the model parameters θ_k , i.e., $\bar{h}_{t,k}^{l_c} = h_{t,k}^{l_c} + \delta_k^*$, where δ_k^* is obtained by optimizing $g(\delta)$ using θ_k as the model parameters. SPREAD stage updates the model parameters to θ_{k+1} based on the computed $\bar{h}_{t,k}^{l_c}$, producing a new hidden state $\hat{h}_{t,k}^{l_c}$. Note that $\hat{h}_{t,k}^{l_c} = h_{t,k+1}^{l_c}$.

The iterations end when model perplexity using $\hat{h}_{t,k}^{l_c}$ is within ϵ of the perplexity using $\bar{h}_{t,k}^{l_c}$, i.e.,

$$|p(\theta_{k+1}, \hat{h}_{t,k}^{l_c}) - p(\theta_k, \bar{h}_{t,k}^{l_c})| \leq \epsilon,$$

where p is the perplexity of the target token over the m edits in D

$$p(\theta, h) \doteq \frac{1}{m} \sum_{i=1}^n e^{-\ln f_{\theta}(x_i, h)[o_i^*]}.$$

For brevity, we use Δp_k to denote the above difference in perplexity in iteration k . Empirically, we found $\epsilon = 1$ to be a sufficient threshold for the data sets used in this paper.

Figure 3 illustrates how iterative model editing progressively brings $\hat{h}_{t,k}^{l_c}$ closer in perplexity to $\bar{h}_{t,k}^{l_c}$. The figure also highlights that most of the improvement stems from applying SPREAD multiple

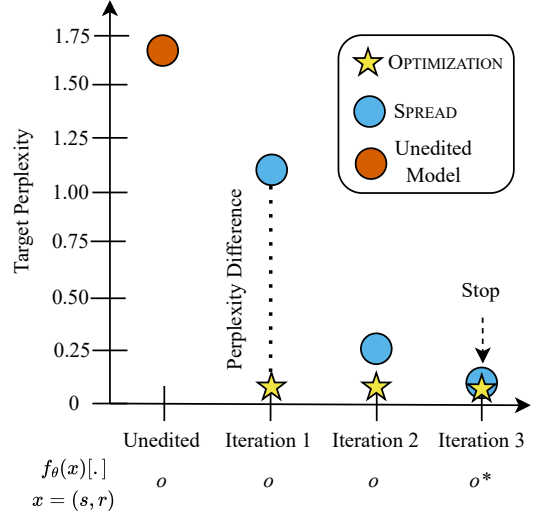


Figure 3: An editing example of using MEMIT to edit GPT-J. Iterative model editing resolving UnderEdit. As the iteration proceeds the perplexity differences eventually reduces to $\leq \epsilon$, leading to the model predicting new object. The perplexity values are Box-Cox transformed to better visualize extreme high and low values.

times, as the perplexity of $\bar{h}_{t,k}^{l_c}$ changes relatively little across iterations. However, the stability in perplexity does not imply that $\bar{h}_{t,k}^{l_c}$ remains identical at each iteration. We verified this through an additional experiment using iterative SPREAD, where OPTIMIZATION was performed only in the first iteration. We found that keeping $\bar{h}_{t,k}^{l_c}$ fixed across iterations leads to overfitting and performance degradation, underscoring the necessity of running OPTIMIZATION at every step. This confirms that, despite similar perplexities, the hidden states evolve across iterations and must be recomputed to ensure stable and effective edits. A detailed explanation of why the hidden states evolve across iterations is provided in Appendix D.

3.2 Neighbor-Assisted Model Editing

Model editing must not only change the model’s output from o to o^* given (s, r) , but also preserve outputs for neighboring knowledge, i.e (\tilde{s}, r, o) , where \tilde{s} is a new subject sharing the same relation r . A preservation example is shown in Figure 1a: iPhone 11 [\tilde{s}] is still produced by [r] Apple [o] despite iPad is edited to produced by Honda¹.

Existing model editing algorithms struggle to preserve neighboring knowledge because OPTIMIZATION is designed solely to maximize the likelihood of the new knowledge, (s, r, o^*) . More-

¹In the COUNTERFACT dataset

over, iterative model editing can exacerbate this OverEdit issue, as each iteration continues to reinforce the new knowledge without explicitly preserving neighboring knowledge.

Gangadhar and Stratos (2024) argue that incorporating neighboring knowledge while learning new facts through fine-tuning is more effective at preserving such neighbors compared to conventional model editing. Inspired by this observation, we hypothesize that incorporating neighboring knowledge into the OPTIMIZATION stage can help to mitigate OverEdit.

We propose neighbor-assisted model editing, which optimizes \bar{h}_t^{lc} to maximize the likelihood of the new knowledge (s, r, o^*) and the neighboring knowledge (\tilde{s}, r, o) . To accomplish this we define the loss function for δ as:

$$\begin{aligned} \tilde{g}(\delta) \doteq & -\frac{1}{n} \sum_{i=1}^n \ln f_{\theta} \left(x_i, h_t^{lc} + \delta \right) [o^*] \\ & + D_{\text{KL}} \left(f_{\theta} \left(s, h_t^{lc} + \delta \right) || f_{\theta} (s) \right) \\ & - \ln f_{\theta} \left(\tilde{x}, h_t^{lc} + \delta \right) [o], \end{aligned}$$

where $\tilde{x} = (\tilde{s}, r)$ without any prefix. In our experiments we only included a single neighboring knowledge fact (\tilde{s}, r, o) , but it should be extensible to multiple neighboring knowledge facts. We omit the iteration notation k here for simplicity. The proposed loss function change could be easily applied in different iterations.

4 Experimental Details

In this section, we detail the experiments to demonstrate the effectiveness of iterative and neighbor-assisted model editing with MEMIT, PMET, AlphaEdit and ROME. We evaluate these algorithms with our modifications across four LLMs: GPT-2 XL (1.5B), GPT-J (6B), Llama-2 (7B) and Llama-3.1 (8B). We use EasyEdit²(Wang et al., 2024b) with default hyperparameters; implementation details are in Appendix B.

4.1 Datasets

To evaluate model editing across different datasets, we use the COUNTERFACT (Meng et al., 2023a) and ZsRE (Levy et al., 2017) datasets. Both datasets consist of approximately 20k factual knowledge instances. Due to hardware limitations, for each model-editing experiment, we ran it on a subset of

$m = 1,000$ edits for each dataset. We repeat the editing task three times each using a different set of m edits sampled from the whole dataset. We ensured that the edits in these trials were mutually exclusive and report the averages across them.

It is not uncommon for a model to “collapse” (fail on a downstream task) after editing. To evaluate model collapse we use the ME-PPL-50 dataset (Yang et al., 2024). ME-PPL-50 comprises 50 utterances, each averaging 22 tokens, sampled from LLMs’ pre-training corpora. Yang et al. (2024) demonstrated that high perplexity on this dataset correlates with failures in various downstream tasks, making it an efficient proxy for evaluating model collapse. They also observed that this behavior remains consistent regardless of dataset size. Thus, we use this smaller set. We analyze the impact of our proposed methods on model collapse in Section 5.

4.2 Evaluation Metrics

We are primarily concerned with evaluating how well iterative and neighbor-assisted model editing reduce the frequency of UnderEdit and OverEdit. We measure how successful the editing algorithms were by examining *efficacy* and *generalization* scores. Efficacy measures the success of introducing new knowledge edits in the dataset. Generalization tests whether the edit is robust and not overfit by evaluating the model on paraphrases of the examples in the dataset. To understand how well the algorithms were at avoiding OverEdits, we measure the *specificity* of the model, i.e., how much of the neighbor knowledge remained unchanged. To summarize the overall performance in a *score*, we use a harmonic mean of efficacy, generalization, and specificity.

For each of these metrics, we report two evaluation scores: *success* and *accuracy*. Success is the percentage of edits where $f_{\bar{\theta}}(x_i)[o_i^*] > f_{\bar{\theta}}(x_i)[o_i]$ (or $f_{\bar{\theta}}(\tilde{x}_i)[o_i] > f_{\bar{\theta}}(\tilde{x}_i)[o_i^*]$ for specificity) with $\bar{\theta}$ being the final weights after editing. Accuracy is the percentage of edits where o^* (or o in the case of specificity) is the most likely next token.

5 Results and Discussions

We show the experimental results for both iterative model editing and neighbor-assisted model editing in this section. The hardware used on running these experiments are detailed in Appendix C.

²<https://github.com/zjunlp/EasyEdit>

Model	Algo	k	Efficacy (\uparrow)		Generalization (\uparrow)		Specificity (\uparrow)		Score (\uparrow)		Perplexity (\downarrow)	$ \Delta p_k (\downarrow)$
			Accuracy	Success	Accuracy	Success	Accuracy	Success	Accuracy	Success	ME-PPL-50	
GPT-2 XL (1.5B)	Unedited	0	0.00%	21.67%	0.00%	31.33%		56.67%		31.33%	54.66	
	ROME	1	1.00%	56.00%	1.00%	55.00%	0.00%	92.00%	1.00%	64.00%	7.07E+03	7.15E+05
	MEMIT	1	79.00%	92.67%	22.00%	65.67%	75.00%	99.00%	42.67%	83.00%	58.66	11359.60
		4	99.67%	99.67%	35.67%	76.00%	68.67%	99.00%	56.67%	90.00%	62.44	0.47
	PMET	1	21.67%	57.00%	3.00%	42.00%	91.67%	100.00%	8.33%	58.33%	55.60	103785.71
		10	99.33%	99.67%	24.67%	70.33%	75.33%	99.00%	47.00%	87.33%	63.92	0.42
GPT-J (6B)	AlphaEdit	1	98.00%	99.00%	33.00%	76.00%	63.00%	99.00%	53.00%	90.00%	59.41	5.20E+06
		2	99.00%	100.00%	36.00%	76.00%	59.00%	99.00%	55.00%	90.00%	60.84	0.11
	Unedited	0	9.33%	38.00%	9.00%	38.33%		82.00%		37.33%	39.80	
	ROME	1	1.00%	57.00%	1.00%	55.00%	0.00%	76.00%	1.00%	61.00%	2.15E+05	1.21E+14
	MEMIT	1	99.00%	100.00%	75.00%	95.67%	69.33%	89.33%	77.67%	94.33%	42.20	1.22
		2	99.33%	100.00%	80.67%	98.00%	66.33%	88.33%	79.00%	95.00%	43.92	0.03
Llama-2 (7B)	PMET	1	98.00%	99.67%	76.00%	95.00%	68.33%	88.67%	77.67%	93.67%	41.27	1.15
		3	99.00%	99.67%	76.67%	95.67%	68.33%	88.67%	78.33%	94.00%	41.15	0.05
	AlphaEdit	1	94.33%	97.00%	47.67%	67.33%	59.00%	80.00%	61.67%	79.67%	30.79	18.84
		2	100.00%	100.00%	67.67%	89.33%	51.67%	77.33%	68.00%	87.67%	31.47	0.15
	Unedited	0	15.00%	13.67%	15.00%	15.00%		84.33%		19.67%	30.63	
	ROME	1	0.00%	48.00%	0.00%	49.00%	0.00%	76.00%	0.00%	55.00%	1.45E+04	8.10E+05
Llama-3.1 (8B)	MEMIT	1	91.67%	98.00%	70.33%	93.33%	29.33%	67.33%	50.67%	83.67%	42.10	198.79
		2	14.33%	79.00%	9.67%	73.67%	6.67%	70.67%	9.00%	74.67%	9.37E+03	4664.24
	PMET	1	94.33%	97.00%	68.33%	86.67%	76.33%	89.00%	77.33%	90.33%	30.73	3.32
		2	95.33%	98.33%	70.00%	88.67%	75.33%	88.67%	78.00%	91.67%	30.76	0.09
	AlphaEdit	1	94.33%	97.00%	47.67%	67.33%	59.00%	80.00%	61.67%	79.67%	30.79	18.84
		2	100.00%	100.00%	67.67%	89.33%	51.67%	77.33%	68.00%	87.67%	31.47	0.15
Llama-3.1 (8B)	Unedited	0	1.00%	7.00%	1.00%	9.33%		89.67%		11.33%	71.73	
	ROME	1	1.00%	78.00%	0.00%	68.00%	0.00%	66.00%	1.00%	70.00%	1.03E+05	1.44E+08
	MEMIT	1	96.33%	98.00%	52.67%	80.33%	81.00%	98.00%	72.33%	91.33%	72.09	4,550.10
		3	100.00%	100.00%	68.67%	93.67%	74.67%	97.00%	79.00%	96.67%	72.14	0.01
	PMET	1	2.00%	96.00%	7.00%	78.00%	69.00%	98.00%	4.00%	90.00%	77.06	2,600.30
		3	1.00%	98.00%	10.00%	88.00%	64.00%	97.00%	3.00%	94.00%	79.95	0.06
Llama-3.1 (8B)	AlphaEdit	1	94.67%	97.00%	50.33%	78.33%	76.00%	97.00%	69.00%	90.00%	71.81	4,470.02
		3	100.00%	100.00%	68.00%	93.67%	67.33%	95.67%	76.00%	96.67%	72.30	0.01

Table 2: Iterative model editing results on COUNTERFACT for at most 10 iterations (denoted by k). We compare the evaluation metrics of iteration that met stopping criterion $|\Delta p_k| \leq 1$ to that of their corresponding first iteration and **bold** the higher value. PMET on GPT-2 XL require more than 5 iterations to achieve our stopping criteria. Results for all iterations are provided in Table 9 (Appendix G). While ROME is known to collapse (results reported in Table 9), we observed a unique case of collapse with Llama-2 (7B) specifically when using MEMIT. We discuss this in Section 5. Note: Results for PMET on LLaMA-3.1 are based on a single subset, as results for the remaining subsets are still being generated. Results for AlphaEdit on GPT-J are currently unavailable due to an implementation error in EasyEdit, which we are actively working to resolve.

5.1 Iterative Model Editing Results

We conducted iterative model editing experiments across all datasets, LLMs, and editing algorithms, running each configuration for at most 10 iterations. The evaluation results are presented in Table 2 for COUNTERFACT and Table 10 for ZsRE (provided in Appendix 10 due to space constraints). From these experiments results, we drew several conclusions.

First, iterative model editing consistently improves performance, with the overall success scores increasing across iterations for most models and algorithms. The overall success improvement stems from enhanced efficacy and generalization capabilities, which means fewer cases of UnderEdit. Specifically, we observed an increase in success ac-

curacy of up to 38 percentage points, with a greater improvement in efficacy accuracy of up to 77 percentage points (PMET on GPT-2 XL). We conducted more analysis in Appendix F.1 to showcase the efficacy improvement is mostly coming from UnderEdit examples. Secondly, as iteration goes, the perplexity difference constantly goes down in most cases. Finally, the proposed stopping criterion ($|\Delta p_k| \leq \epsilon$) consistently halts the process, validating its reliability. Using this criterion also yields better overall scores compared to executing the algorithm only once. Additionally, in Section 5.3, we compare our stopping criterion against two alternatives and find it to be the most effective.

While efficacy and generalization improve significantly with iterative model editing, specificity

Model	Algo	k	Efficacy (\uparrow)		Generalization (\uparrow)		Specificity (\uparrow)		Score (\uparrow)		Perplexity (\downarrow)	$ \Delta p_k (\downarrow)$
			Accuracy	Success	Accuracy	Success	Accuracy	Success	Accuracy	Success		
GPT-2 XL (1.5B) #739	Unedited	0	1.00%	9.00%	1.00%	22.00%	100.00%	18.00%	54.66			
	MEMIT	4	99.00%	99.00%	38.00%	74.00%	52.00%	77.00%	54.00%	82.00%	62.27	0.05
	NA_MEMIT	4	99.00%	99.00%	36.00%	70.00%	86.00%	95.00%	60.00%	86.00%	64.89	0.19
	PMET	8	99.00%	99.00%	31.00%	68.00%	67.00%	86.00%	52.00%	82.00%	63.47	0.31
	NA_PMET	9	98.00%	98.00%	29.00%	64.00%	85.00%	97.00%	53.00%	83.00%	66.29	0.29
GPT-J (6B) #960	Unedited	0	0.00%	8.00%	1.00%	10.00%	100.00%	12.00%	39.80			
	MEMIT	2	99.00%	100.00%	79.00%	97.00%	63.00%	83.00%	78.00%	93.00%	44.84	0.64
	NA_MEMIT	2	99.00%	99.00%	75.00%	92.00%	81.00%	95.00%	84.00%	95.00%	45.24	0.33
	PMET	1	99.00%	100.00%	72.00%	93.00%	65.00%	84.00%	76.00%	92.00%	40.79	0.25
	NA_PMET	6	98.00%	99.00%	69.00%	89.00%	80.00%	94.00%	81.00%	94.00%	43.54	0.44
Llama-2 (7B) #1340	Unedited	0	38.33%	57.00%	37.00%	56.00%	59.67%	55.67%	33.69			
	PMET	3	96.00%	98.00%	72.00%	89.00%	70.00%	92.00%	78.00%	93.00%	31	0.44
	NA_PMET	10	62.00%	79.00%	47.00%	75.00%	26.00%	76.00%	40.00%	76.00%	1414.01	

Table 3: Neighbor-Assisted model editing results on COUNTERFACT. We present iteration where our proposed stopping criteria is achieved for both neighbor-assisted (NA_) and without neighbor runs of the model editing algorithms. We compare their evaluation metrics and **bold** the higher value. Results among models and from Table 2 are not comparable due to difference in neighboring samples as explained in Appendix. B.2. Hence, we report the no. of examples (#) used to run experiment for each model. NA_PMET on Llama-2 (7B) stands as an exception that didn’t achieved the stopping criteria within 10 iteration and showed a performance decrease. Results for all iterations are provided in Table 11.

decreased in some experiments, indicating an increase in OverEdit. We argue that this occurs because maximizing the likelihood of new knowledge through updates to causal layer weight parameters inadvertently affects neighboring knowledge due to shared weights. However, the overall performance increase outweighs the drop in specificity.

Although iterative editing is effective in most cases, we also observed model collapse as editing progresses, indicated by high model perplexity on ME-PPL-50 (5 out of 15 experiment settings). This collapse behavior aligns with the continuous editing failures observed in previous work (Gupta et al., 2024b; Meng et al., 2023a). This suggests that when the combination of the model and editing algorithm succeeds in continuous editing, an essential experimental setting, iterative editing can further improve model performance. Specifically, ROME collapses under iterative ³ editing, which aligns with prior findings on its inability to support continuous editing (Gupta et al., 2024b). We also found that Llama-2 (7B) collapses only when edited with MEMIT, a result consistent with findings in Yang et al. (2024). Thus, we conclude that iterative model editing does not inherently lead to collapse. However, unstable models that fail with sequential editing may not benefit from this approach. Although investigating collapse is not the

³ROME does not support batch editing, as it can only modify one fact at a time (Meng et al., 2023b). We discuss this further in Appendix A.

primary focus of this work, our findings (detailed in Appendix E) offer a useful foundation for future research in this area.

We also consistently observed a trade-off between generalization and specificity in Table 2. To further investigate this phenomenon, we focused on AlphaEdit, which aims to address this trade-off using null space projection to constrain model updates so that they minimally interfere with existing knowledge. Our results show that although AlphaEdit is designed to mitigate OverEdit, its performance still degrades in specificity under iterative model editing—indicating that this method does not fully resolve the problem. This persistent trade-off affects all locate-and-edit algorithms, and the proposed iterative editing is effective and widely applicable across this family of methods.

5.2 Neighbor-Assisted Model Editing Results

To evaluate neighbor-assisted model editing method, we only conducted experiments on COUNTERFACT due to data limitations of ZsRE explained in Appendix B. We perform iterative model editing with the modified neighbor loss, excluding collapsed settings (evaluation results in Table 3).

We observed consistently higher specificity across all iterations when using neighbor-assisted editing (denoted by NA_) compared to setups without it. This increase in specificity was accompanied by an overall improvement in score. Specifically, we observed gains of up to 6 percentage points in

Dataset		COUNTERFACT			ZsRE		
Model	Algo	k	Score (\uparrow) Acc	$ \Delta p_k $ (\downarrow)	Δp_2 (\downarrow)	k	Score (\uparrow) Acc
GPT-2 XL (1.5B)	MEMIT	4	56.67%	0.47	8.65	3	46.67% 0.03 39.36
						4	45.00% 0.01 0.02
	PMET	10	47.00%	0.42	1.29	6	54.00% 0.19 1.29
						7	53.33% 0.08 0.11
GPTJ (6B)	MEMIT	2	79.00%	0.03	1.20	2	74.67% 0.01 1.65
						3	75.00% 0.00 0.02
	PMET	1	77.67%	1.15		2	74.00% 0.09 4.06
		3	78.33%	0.05	4.18	3	74.33% 0.02 0.07
Llama-2 (7B)	PMET	4	78.33%	0.02	0.03		
		2	78.00%	0.09	3.18	2	78.00% 0.07 6.28
		3	78.33%	0.16	0.07	3	78.67% 0.02 0.05

Table 4: Comparing stopping criteria. We compare our proposed stopping criteria (green) to the two alternate stopping criteria, monotonic decrease (orange), and small change (purple). We **bold** the higher scores among them. We report results for all iterations in Table 13.

success accuracy and up to 34 percentage points in specificity accuracy (NA_MEMIT on GPT-2 XL). Although there was a slight decrease in generalization, the gain in specificity was more substantial, increasing the score. Additionally, because no prefix was added to the neighboring knowledge, we investigate its role in Appendix F.2. We found that adding prefixes led to a slightly higher overall score but reduced the specificity score.

Moreover, the proposed stopping criteria $|\Delta p_k| \leq \epsilon$, originally defined for iterative model editing, remain effective for neighbor-assisted model editing. We observed one exception in the case of LLaMA-2 (7B), where neighbor-assisted editing with PMET resulted in performance degradation. We attribute this to an increased tendency toward model collapse, as indicated by elevated perplexity (ME-PPL-50). Notably, LLaMA-2 (7B) was again the only model to exhibit such collapse behavior, reinforcing our earlier hypothesis that model-specific factors contribute to instability. However, identifying the precise training-related causes of this behavior requires deeper investigation, which we leave for future work.

5.3 Analysis: How effective is the stopping criterion?

We tested two alternate stopping criteria to the proposed stopping criteria $|\Delta p_k| \leq 1$. The first is that $|\Delta p_k|$ should monotonically decrease i.e., $|\Delta p_{k+1}| < |\Delta p_k|$, otherwise stop and use θ_k . The second is to stop when the difference in perplexity between consecutive iterations, i.e after SPREAD stage, is small, i.e., $\Delta p_2 = |p(\theta_{k+1}, h_{t,k+1}^{l_c}) - p(\theta_k, h_{t,k}^{l_c})| \leq 1$. We found our proposed criteria to be most the most effective in these experiments

as shown in Table 4. Moreover, the second criteria suffered with two major drawbacks—a) it always needed at least two iterations to terminate and b) it always took one extra iteration longer than the proposed stopping criteria.

6 Related Work

In this work, we extensively discussed locate-and-edit model editing algorithms. KN (Dai et al., 2022) is a related method based on gradient-based neuron selection. In addition, there is a body of research that employs meta-learners to guide the parameter updates required for specific edits. For example, KE (Cao et al., 2021) uses a hyper-network to update model parameters, while MEND (Mitchell et al., 2022a) trains gradient-based, lightweight model editor networks. MALMEN (Tan et al., 2024) builds upon MEND to address scalability challenges. Another line of research adds new knowledge without altering the model’s parameters. SERAC (Mitchell et al., 2022b), GRACE (Hartvigsen et al., 2023), and WISE (Wang et al., 2024a) achieve this by employing additional memory to store new knowledge. A router network is then trained to decide whether to retrieve knowledge from the original model or the additional memory, ensuring the intended knowledge is accessed without modifying the model’s core parameters. We specifically focus on locate-and-edit model editing methods due to their effectiveness and efficiency in updating only the important parameters. Our proposed method introduces simple changes to existing techniques while still demonstrating effectiveness.

7 Conclusion

In this work, we addressed key challenges in model editing—UnderEdit and OverEdit—by proposing iterative and neighbor-assisted model editing techniques. Our iterative approach effectively resolves UnderEdit by reducing the approximation error to ensure sufficient weight updates, while neighbor-assisted editing mitigates OverEdit by preserving neighboring knowledge. Extensive experiments across diverse editing algorithms, LLMs, and datasets validate the efficacy of our methods. These contributions pave the way for more reliable model editing, with broad applicability to dynamic knowledge updates in LLMs.

8 Limitations

The results shows that our proposed iterative and neighbor-assisted model editing approaches are highly effective resolving UnderEdit and OverEdit, respectively. However, we did notice some trade-offs where the former negatively impacted specificity and later generalization. We believe, these trade-offs stem from the fundamental challenge faced by direct model editing methods where LLM parameters are shared across different types of stored knowledge and currently no method exists to isolate parameters related to a knowledge. Our experiments and results highlight these challenges and encourages the research community to explore further resolving these challenges. So, we would recommend the adopters of our methods to prioritize between specificity or generalization depending on the application-specific requirements.

Limited computational resources restricted us from experimenting with larger batch sizes and additional LLMs, such as GPT-NeoX (20B) and larger Llama-2 and Llama-3.1 models. We hypothesize that the experimental result trend will remain the same, and we leave the verification of this hypothesis for future work.

References

Nicola De Cao, Wilker Aziz, and Ivan Titov. 2021. [Editing factual knowledge in language models](#). *Preprint*, arXiv:2104.08164.

Damai Dai, Li Dong, Yaru Hao, Zhifang Sui, Baobao Chang, and Furu Wei. 2022. [Knowledge neurons in pretrained transformers](#). In *Proceedings of the 60th Annual Meeting of the Association for Computational Linguistics (Volume 1: Long Papers)*, pages 8493–8502, Dublin, Ireland. Association for Computational Linguistics.

Junfeng Fang, Houcheng Jiang, Kun Wang, Yunshan Ma, Jie Shi, Xiang Wang, Xiangnan He, and Tat-Seng Chua. 2025. [Alphaedit: Null-space constrained model editing for language models](#). In *The Thirteenth International Conference on Learning Representations*.

Govind Krishnan Gangadhar and Karl Stratos. 2024. [Model editing by standard fine-tuning](#). In *Findings of the Association for Computational Linguistics: ACL 2024*, pages 5907–5913, Bangkok, Thailand. Association for Computational Linguistics.

Mor Geva, Roei Schuster, Jonathan Berant, and Omer Levy. 2021. [Transformer feed-forward layers are key-value memories](#). In *Proceedings of the 2021 Conference on Empirical Methods in Natural Language Processing*, pages 5484–5495, Online and Punta Cana,

Dominican Republic. Association for Computational Linguistics.

Akshat Gupta, Sidharth Baskaran, and Gopala Anumanchipalli. 2024a. [Rebuilding ROME : Resolving model collapse during sequential model editing](#). In *Proceedings of the 2024 Conference on Empirical Methods in Natural Language Processing*, pages 21738–21744, Miami, Florida, USA. Association for Computational Linguistics.

Akshat Gupta, Phudish Prateepamornkul, Maochuan Lu, Ahmed Alaa, Thomas Hartvigsen, and Gopala Anumanchipalli. 2025. [Lifelong sequential knowledge editing without model degradation](#). *Preprint*, arXiv:2502.01636.

Akshat Gupta, Anurag Rao, and Gopala Anumanchipalli. 2024b. [Model editing at scale leads to gradual and catastrophic forgetting](#). In *Findings of the Association for Computational Linguistics: ACL 2024*, pages 15202–15232, Bangkok, Thailand. Association for Computational Linguistics.

Akshat Gupta, Dev Sajani, and Gopala Anumanchipalli. 2024c. [A unified framework for model editing](#). In *Findings of the Association for Computational Linguistics: EMNLP 2024*, pages 15403–15418, Miami, Florida, USA. Association for Computational Linguistics.

Thomas Hartvigsen, Swami Sankaranarayanan, Hamid Palangi, Yoon Kim, and Marzyeh Ghassemi. 2023. [Aging with grace: Lifelong model editing with discrete key-value adaptors](#). In *Advances in Neural Information Processing Systems*.

Zhengbao Jiang, Jun Araki, Haibo Ding, and Graham Neubig. 2021. [How can we know when language models know? on the calibration of language models for question answering](#). *Transactions of the Association for Computational Linguistics*, 9:962–977.

Omer Levy, Minjoon Seo, Eunsol Choi, and Luke Zettlemoyer. 2017. [Zero-shot relation extraction via reading comprehension](#). *CoRR*, abs/1706.04115.

Xiaopeng Li, Shasha Li, Shezheng Song, Jing Yang, Jun Ma, and Jie Yu. 2024. [Pmet: Precise model editing in a transformer](#). *Proceedings of the AAAI Conference on Artificial Intelligence*, 38(17):18564–18572.

Kevin Meng, David Bau, Alex Andonian, and Yonatan Belinkov. 2023a. [Locating and editing factual associations in gpt](#). *Preprint*, arXiv:2202.05262.

Kevin Meng, Arnab Sen Sharma, Alex Andonian, Yonatan Belinkov, and David Bau. 2023b. [Mass-editing memory in a transformer](#). *Preprint*, arXiv:2210.07229.

Meta. 2024. Llama 3.1 8b. <https://huggingface.co/meta-llama/Meta-Llama-3-8B>.

Eric Mitchell, Charles Lin, Antoine Bosselut, Chelsea Finn, and Christopher D. Manning. 2022a. [Fast model editing at scale](#). *Preprint*, arXiv:2110.11309.

664	Eric Mitchell, Charles Lin, Antoine Bosselut, Christopher D. Manning, and Chelsea Finn. 2022b. Memory-based model editing at scale . <i>Preprint</i> , arXiv:2206.06520.	
665		
666		
667		
668	David Patterson, Joseph Gonzalez, Quoc Le, Chen Liang, Lluís-Miquel Munguia, Daniel Rothchild, David So, Maud Texier, and Jeff Dean. 2021. Carbon emissions and large neural network training . <i>Preprint</i> , arXiv:2104.10350.	
669		
670		
671		
672		
673	Judea Pearl. 2013. Direct and indirect effects . <i>Preprint</i> , arXiv:1301.2300.	
674		
675	Fabio Petroni, Patrick Lewis, Aleksandra Piktus, Tim Rocktäschel, Yuxiang Wu, Alexander H. Miller, and Sebastian Riedel. 2020. How context affects language models’ factual predictions . <i>Preprint</i> , arXiv:2005.04611.	
676		
677		
678		
679		
680	Alec Radford, Jeffrey Wu, Rewon Child, David Luan, Dario Amodei, Ilya Sutskever, et al. 2019. Language models are unsupervised multitask learners. <i>OpenAI blog</i> , 1(8):9.	
681		
682		
683		
684	Adam Roberts, Colin Raffel, and Noam Shazeer. 2020. How much knowledge can you pack into the parameters of a language model? In <i>Proceedings of the 2020 Conference on Empirical Methods in Natural Language Processing (EMNLP)</i> , pages 5418–5426, Online. Association for Computational Linguistics.	
685		
686		
687		
688		
689		
690	Chenmian Tan, Ge Zhang, and Jie Fu. 2024. Massive editing for large language models via meta learning . In <i>The Twelfth International Conference on Learning Representations</i> .	
691		
692		
693		
694	Hugo Touvron, Louis Martin, Kevin Stone, Peter Albert, Amjad Almahairi, Yasmine Babaei, Nikolay Bashlykov, Soumya Batra, Prajwal Bhargava, Shruti Bhosale, Dan Bikel, Lukas Blecher, Cristian Canton Ferrer, Moya Chen, Guillem Cucurull, David Esiobu, Jude Fernandes, Jeremy Fu, Wenyin Fu, Brian Fuller, Cynthia Gao, Vedanuj Goswami, Naman Goyal, Anthony Hartshorn, Saghar Hosseini, Rui Hou, Hakan Inan, Marcin Kardas, Viktor Kerkez, Madian Khabsa, Isabel Kloumann, Artem Korenev, Punit Singh Koura, Marie-Anne Lachaux, Thibaut Lavril, Jenya Lee, Diana Liskovich, Yinghai Lu, Yuning Mao, Xavier Martinet, Todor Mihaylov, Pushkar Mishra, Igor Molybog, Yixin Nie, Andrew Poulton, Jeremy Reizenstein, Rashi Rungta, Kalyan Saladi, Alan Schelten, Ruan Silva, Eric Michael Smith, Ranjan Subramanian, Xiaoqing Ellen Tan, Binh Tang, Ross Taylor, Adina Williams, Jian Xiang Kuan, Puxin Xu, Zheng Yan, Iliyan Zarov, Yuchen Zhang, Angela Fan, Melanie Kambadur, Sharan Narang, Aurelien Rodriguez, Robert Stojnic, Sergey Edunov, and Thomas Scialom. 2023. Llama 2: Open foundation and fine-tuned chat models . <i>Preprint</i> , arXiv:2307.09288.	
695		
696		
697		
698		
699		
700		
701		
702		
703		
704		
705		
706		
707		
708		
709		
710		
711		
712		
713		
714		
715		
716		
717	Ashish Vaswani, Noam Shazeer, Niki Parmar, Jakob Uszkoreit, Llion Jones, Aidan N. Gomez, Lukasz Kaiser, and Illia Polosukhin. 2017. Attention is all you need . <i>Preprint</i> , arXiv:1706.03762.	
718		
719		
720		
	Jesse Vig, Sebastian Gehrmann, Yonatan Belinkov, Sharon Qian, Daniel Nevo, Yaron Singer, and Stuart Shieber. 2020. Investigating gender bias in language models using causal mediation analysis . In <i>Advances in Neural Information Processing Systems</i> , volume 33, pages 12388–12401. Curran Associates, Inc.	721
		722
		723
		724
		725
		726
		727
	Ben Wang and Aran Komatsuzaki. 2021. GPT-J-6B: A 6 Billion Parameter Autoregressive Language Model. https://github.com/kingoflolz/mesh-transformer-jax .	728
		729
		730
		731
	Peng Wang, Zexi Li, Ningyu Zhang, Ziwen Xu, Yunzhi Yao, Yong Jiang, Pengjun Xie, Fei Huang, and Hua-jun Chen. 2024a. WISE: Rethinking the knowledge memory for lifelong model editing of large language models . In <i>The Thirty-eighth Annual Conference on Neural Information Processing Systems</i> .	732
		733
		734
		735
		736
		737
	Peng Wang, Ningyu Zhang, Bozhong Tian, Zekun Xi, Yunzhi Yao, Ziwen Xu, Mengru Wang, Shengyu Mao, Xiaohan Wang, Siyuan Cheng, Kangwei Liu, Yuan-sheng Ni, Guozhou Zheng, and Huajun Chen. 2024b. EasyEdit: An easy-to-use knowledge editing framework for large language models . In <i>Proceedings of the 62nd Annual Meeting of the Association for Computational Linguistics (Volume 3: System Demonstrations)</i> , pages 82–93, Bangkok, Thailand. Association for Computational Linguistics.	738
		739
		740
		741
		742
		743
		744
		745
		746
		747
	Shipeng Wang, Xiaorong Li, Jian Sun, and Zongben Xu. 2021. Training networks in null space of feature covariance for continual learning. In <i>Proceedings of the IEEE/CVF Conference on Computer Vision and Pattern Recognition (CVPR)</i> , pages 184–193.	748
		749
		750
		751
		752
	Wanli Yang, Fei Sun, Xinyu Ma, Xun Liu, Dawei Yin, and Xueqi Cheng. 2024. The butterfly effect of model editing: Few edits can trigger large language models collapse . In <i>Findings of the Association for Computational Linguistics: ACL 2024</i> , pages 5419–5437, Bangkok, Thailand. Association for Computational Linguistics.	753
		754
		755
		756
		757
		758
		759
	Paul Youssef, Osman Koraş, Meijie Li, Jörg Schlöterer, and Christin Seifert. 2023. Give me the facts! a survey on factual knowledge probing in pre-trained language models . In <i>Findings of the Association for Computational Linguistics: EMNLP 2023</i> , pages 15588–15605, Singapore. Association for Computational Linguistics.	760
		761
		762
		763
		764
		765
		766
	Mengqi Zhang, Xiaotian Ye, Qiang Liu, Shu Wu, Pengjie Ren, and Zhumin Chen. 2025. Uncovering overfitting in large language model editing . In <i>The Thirteenth International Conference on Learning Representations</i> .	767
		768
		769
		770
		771
	A Locate-and-Edit Algorithms	772
	All locate-and-edit algorithms can be formulated under a unified two-stage framework consisting of an OPTIMIZATION stage, where the target representation is computed, and a SPREAD stage, where	773
		774
		775
		776

the model weights are updated accordingly. As summarized in Table 1, this abstraction captures a wide range of existing model editing methods, and provides a foundation on which our proposed strategies—iterative and neighbor-assisted model editing—can be broadly applied. While some prior methods, such as AlphaEdit and EVOKE (LTI), specifically target the OverEdit problem, they do so using fundamentally different mechanisms from ours and do not generalize across algorithms. Notably, no existing work has directly addressed the UnderEdit challenge. To our knowledge, we are the first to propose a unified strategy that simultaneously mitigates both UnderEdit and OverEdit. Detailed descriptions of each algorithm are provided below.

As discussed in Section 2, model editing algorithms operate on the hypothesis that updating the final MLP parameters is sufficient to increase the likelihood of a new object o^* over the original object o when presented with a (subject, relation) pair $x = (s, r)$ as input to the LLM. Specifically, the final MLP weight matrix W functions as a linear associative memory that stores a key-value mapping $[k, v]$ ⁴(Meng et al., 2023a). Here, the key encodes the last subject token, while the value represents the relation-object pair (r, o) as a property of the subject s . Within the transformer architecture, the key corresponds to the output of the first fully connected MLP layer, whereas the value corresponds to the output of the second fully connected MLP layer z , as shown in Figure 2. This key-value mapping $[k, v]$ is derived by computing the inner product between the key k and the final MLP weight matrix W as $Wk \approx v$.

Model editing involves modifying a batch of M desired edits, represented as $D = \{(s_m, r_m, o_m, o_m^*)\}_{m=1}^M$, which translates to inserting M new key-value pairs $[K_M, V_M]$ by updating the final MLP weights W at the causal layers $\{l_1, \dots, l_c\}$.

MEMIT (Meng et al., 2023b) operates under the assumption that factual edits can be made by modifying the final MLP weight matrix W^l at each causal layer l with a small update Δ^l , yielding new weights $W^{l*} = W^l + \Delta^l$. The goal is to insert $M \gg 1$ new key-value mappings $[K_M, V_M]$ while preserving E existing mappings $[K_E, V_E]$, where $K_E = [k_e]_{e=1}^E$ and $V_E = [v_e]_{e=1}^E$ denote the pre-existing keys and values.

⁴Distinct from key-value pairs in attention mechanisms

MEMIT formulates this as an optimization problem to find a transformation \hat{W} that minimizes the sum of squared distances between transformed keys and their target values:

$$\hat{W} \triangleq \arg \min_{\hat{W}} \sum_{i=1}^{E+M} \|\hat{W}k_i - v_i\|^2.$$

This objective consists of two parts:

- $\sum_{i=1}^E \|\hat{W}k_i - v_i\|^2$: encourages the preservation of existing knowledge.
- $\sum_{i=E+1}^{E+M} \|\hat{W}k_i - v_i\|^2$: enforces the integration of new knowledge.

To compute the optimal update Δ^l , MEMIT uses a closed-form solution derived from the residual matrix $R^l = V - WK$, where K and V stack the relevant key and value vectors across edits. Specifically,

$$\Delta^l \leftarrow R^l K^{l\top} (C^l + K^l K^{l\top})^{-1},$$

where C^l is a regularization term proportional to the uncentered covariance of the pre-existing keys. This provides an analytical solution for Δ^l , avoiding iterative optimization such as gradient descent. The resulting update is then applied as:

$$W^{l*} \leftarrow W^l + \Delta^l.$$

In practice, the residual R^l is computed using the hidden state $\tilde{h}_t^{l_c}$ obtained in the OPTIMIZATION stage. For full derivation and further implementation details, see Meng et al. (2023b).

PMET (Li et al., 2024) shares the same optimization objective as MEMIT in the SPREAD stage but introduces a key difference in the OPTIMIZATION stage. As shown in Figure 2, PMET searches for an ideal self-attention output $\tilde{a}\tilde{m}_t^{l_c}$ and an ideal MLP output $\tilde{z}_t^{l_c}$. The core insight behind PMET is that the self-attention module captures generalizable patterns, while the MLP is more tightly coupled to fact-specific content. Therefore, PMET assumes that the contribution of self-attention to the hidden state $h_t^{l_c}$ is not necessary for editing factual knowledge.

Based on this assumption, PMET reconstructs a modified hidden state using only the ideal MLP output $\tilde{z}_t^{l_c}$, effectively omitting the influence of attention. This ideal hidden state is then used to

compute the residual matrix R^l , and the update Δ^l is computed using the same closed-form solution as MEMIT:

$$\Delta^l \leftarrow R^l K^{l\top} (C^l + K^l K^{l\top})^{-1},$$

followed by

$$W^{l*} \leftarrow W^l + \Delta^l.$$

By decoupling attention from factual edits, PMET enables more precise updates that reduce unintended interference with unrelated knowledge. Empirically, this leads to improved edit success and generalization compared to MEMIT.

AlphaEdit (Fang et al., 2025) extends the locate-and-edit paradigm by explicitly constraining model updates to reduce interference with existing knowledge. While it follows a similar two-stage structure (OPTIMIZATION and SPREAD), AlphaEdit introduces a novel use of null space projection (Wang et al., 2021) to isolate updates from directions associated with pre-existing knowledge.

During the OPTIMIZATION stage, AlphaEdit computes the target hidden representation \bar{h}_t^{lc} in a manner similar to MEMIT. However, before computing the update Δ^l , it projects the residual matrix $R^l = V - WK$ into the null space of the pre-existing keys K_E . This projection ensures that the update is orthogonal to directions associated with existing key-value mappings, thereby reducing the risk of OverEdit.

Formally, let N^l be a projection matrix that spans the null space of K_E . AlphaEdit applies this projection to both the residual and key matrices:

$$\Delta^l \leftarrow (N^l R^l)(N^l K^l)^\top \left(C^l + (N^l K^l)(N^l K^l)^\top \right)^{-1}.$$

The resulting update is applied in the usual manner:

$$W^{l*} \leftarrow W^l + \Delta^l.$$

By constraining updates to directions that are orthogonal to known information, AlphaEdit aims to improve specificity and mitigate OverEdit. However, as we show in Section 5, this constraint can limit editing flexibility, and iterative model editing can further improve AlphaEdit’s performance.

ROME (Meng et al., 2023a) is the predecessor of MEMIT and adopts a more constrained approach to model editing. Unlike MEMIT, which apply updates across multiple causal layers, ROME assumes that new knowledge can be fully integrated into a single transformer layer l_* . It follows the same two-stage structure but focuses exclusively on editing one final MLP weight matrix W^{l*} .

In the OPTIMIZATION stage, ROME identifies an ideal MLP output \hat{z}_t^{l*} for a given input (s, r) . This output represents the desired value vector that should be produced by the edited layer for the edited subject. The SPREAD stage then computes an updated MLP weight matrix \hat{W}^{l*} that (1) preserves all existing knowledge and (2) exactly maps a new key k_* to the target value v_* . Formally, the update is obtained by solving the following constrained optimization problem:

$$\begin{aligned} &\text{minimize} \quad \left\| \hat{W}^{l*} K_E - V_E \right\|^2 \\ &\text{subject to} \quad \hat{W}^{l*} k_* = v_*, \end{aligned}$$

where K_E and V_E are matrices containing the keys and values for existing knowledge.

The resulting solution allows for a rank-preserving edit that satisfies the new constraint while minimizing distortion to previously stored mappings. For a complete derivation, see Meng et al. (2023a).

While ROME produces highly precise edits—especially for single-fact updates—it does not support true batch editing.⁵ This makes it prone to instability when applying many edits, as sequential updates can interfere destructively. Prior work (Gupta et al., 2024b; Yang et al., 2024) shows that ROME suffers from model collapse when used iteratively, due to sharp increases in perplexity arising from the accumulation of such updates.

R-ROME (Gupta et al., 2024a) builds on ROME with the explicit goal of resolving its tendency to collapse under sequential edits. While ROME applies a constrained rank-one update to a single MLP weight matrix W^{l*} , it suffers from instability when edits are applied repeatedly. R-ROME attributes this collapse to how ROME computes the key vector k used in the update rule.

In ROME, the key k is directly computed from the current subject s , without considering broader

⁵Batch edits in ROME are executed sequentially, one fact at a time.

contextual signals. R-ROME proposes a revised formulation in which the key k_* is computed as an average over multiple neighboring prompts $x_j + s$, resulting in a more stable and robust key representation. This modification aligns the computation of the key k_* and the value v_* , which are jointly used to derive the update.

The updated weight matrix is then computed via:

$$\hat{W} = W + \Lambda_*(C^{-1}k_*)^\top,$$

where Λ_* scales the residual $v_* - Wk_*$ based on the adjusted key k_* . By unifying the key used in both the value computation and the update direction, R-ROME mitigates the destructive interference observed in ROME and reduces the likelihood of collapse from so-called “disabling edits”.

Empirically, R-ROME improves stability in sequential editing scenarios while retaining the precision benefits of ROME. However, like ROME, it remains limited to editing one fact at a time and does not natively support batch updates.

EMMET (Gupta et al., 2024c) unifies the ROME and MEMIT families of model editing by showing that both optimize a common preservation-memorization objective. While ROME performs single edits using strict equality constraints and MEMIT enables batched edits via a least-squares formulation, EMMET generalizes both by introducing equality-constrained batch editing. This allows EMMET to combine the precision of ROME with the scalability of MEMIT.

Like other methods in the locate-and-edit family, EMMET follows the two-stage editing framework. In the OPTIMIZATION stage, it identifies the target value vectors V_E corresponding to the new facts to be inserted. In the SPREAD stage, it solves a constrained optimization problem to update the MLP weight matrix W_0 to a new matrix \hat{W} that satisfies two goals: (1) preserving the projections of a set of pre-existing keys K_0 , and (2) exactly mapping a batch of new keys K_E to their corresponding values V_E . Formally:

$$\begin{aligned} \hat{W} &= \arg \min_{\hat{W}} \left\| \hat{W}K_0 - W_0K_0 \right\|^2 \quad \text{s.t.} \\ \hat{W}k_i^{(e)} &= v_i^{(e)} \quad \forall i \in [1, E], \end{aligned}$$

where the first term enforces knowledge preservation and the constraints enforce exact memorization of the new facts.

This preservation-memorization objective is solved using Lagrange multipliers, yielding the closed-form update:

$$\hat{W} = W_0 + (V_E - W_0K_E)(K_E^\top C_0^{-1}K_E)^{-1}K_E^\top C_0^{-1},$$

where $C_0 = K_0K_0^\top$ is the uncentered covariance matrix of the preserved keys.

By design, EMMET enables high-precision edits with support for batch sizes up to 10,000, effectively bridging the capabilities of ROME and MEMIT within a unified formulation. Empirically, it achieves performance comparable to MEMIT while retaining the theoretical rigor of equality-constrained updates. As such, EMMET offers a principled and scalable approach to batch model editing that fits cleanly into the OPTIMIZATION/SPREAD framework.

ENCORE (Gupta et al., 2025) addresses the long-term instability of locate-and-edit methods under large-scale sequential editing. Prior work has shown that repeated edits with methods like MEMIT and ROME lead to overfitting on edited facts and model collapse due to uncontrolled growth in the norm of updated weights. ENCORE introduces two key enhancements—*Most-Probable Early Stopping (MPES)* and a *norm constraint*—to enable robust, long-horizon editing.

In the OPTIMIZATION stage, ENCORE adopts MPES, an early stopping strategy that halts optimization once the target object becomes the most probable prediction across all optimization queries. This prevents overfitting by stopping the editing process before excessive memorization occurs, similar to how early stopping in training halts based on validation loss.

In the SPREAD stage, ENCORE augments the standard preservation-memorization objective with a Frobenius norm penalty that discourages large deviations from the original weights:

$$\begin{aligned} \mathcal{L}(\hat{W}) &= \lambda_p \|\hat{W}K_0 - W_0K_0\|^2 \\ &\quad + \|\hat{W}K_1 - V_1\|^2 \\ &\quad + \lambda_n \|\hat{W} - W_0\|_F^2, \end{aligned}$$

where the first two terms represent knowledge preservation and memorization (as in MEMIT), and the third term explicitly controls norm growth. This

yields a closed-form solution:

$$\hat{W} = W_0 + (V_1 - W_0 K_1) K_1^\top \left(\lambda_p K_0 K_0^\top + K_1 K_1^\top + \lambda_n I \right)^{-1}.$$

Like other methods in this space, ENCORE cleanly fits into the two-stage locate-and-edit framework, using MPES for target identification in OPTIMIZATION and a norm-constrained update formulation in SPREAD.

EVOKE (LTI) (Zhang et al., 2025) introduces a plug-and-play optimization strategy called *Learn the Inference (LTI)* to mitigate OverEdit in complex reasoning tasks such as multi-hop inference. While prior locate-and-edit methods like ROME and MEMIT often overfit to edit targets, assigning disproportionately high probabilities to them, EVOKE attributes this *Editing Overfit* to the strong coupling between the edit prompt and the target object. To address this, LTI regularizes the optimization process by incorporating auxiliary constraints inspired by how unedited LLMs recall knowledge via in-context learning.

EVOKE operates within the standard two-stage editing framework. In the OPTIMIZATION stage, it modifies the optimization objective used to compute the target value vector v^* , introducing three additional constraints:

- **Subject Representation Constraint (SRC):** aligns the intermediate representation of the subject token between the edited and unedited models to avoid overfitting on narrow context.
- **Output Distribution Constraint (ODC):** matches the output distributions of the edited and unedited models to preserve global behavior.
- **New Knowledge Constraint (NKC):** ensures the edited model correctly predicts the new target object across randomly prefixed contexts.

These constraints are jointly optimized via a weighted objective:

$$\mathcal{L} = \lambda \mathcal{L}_{\text{SRC}} + \beta \mathcal{L}_{\text{ODC}} + \alpha \mathcal{L}_{\text{NKC}},$$

where λ, β, α are tunable weights. Once the optimal residual vector h is learned, the final update

in the SPREAD stage follows the standard weight update (e.g., as used in ROME).

While EVOKE aims to mitigate OverEdit through more informed optimization, its approach differs from our neighbor-assisted editing strategy in key ways. EVOKE constrains the model’s internal representations by comparing to unedited inference with prepended context, whereas we use neighboring samples that share the same relation to guide editing. Additionally, EVOKE perturbs the value vector v^* while holding the subject fixed and varying the relation; in contrast, we vary the subject and fix the relation to ensure the original object remains unchanged. EVOKE also uses significantly more prompts per edit sample, which may affect scalability.

Despite these differences, EVOKE still adheres to the two-stage locate-and-edit framework. As such, our proposed iterative and neighbor-assisted methods are compatible with it and could further enhance its performance by addressing UnderEdit and reinforcing relation-consistent specificity.

B Implementation details

B.1 Iterative model editing

Currently, our implementation requires running an additional iteration to compute $p(\theta_{k+1}, \hat{h}_{t,k}^{l_c})$ for iteration k . As a result, $p(\theta_{k+1}, \hat{h}_{t,k}^{l_c})$ for the 5th iteration is not reported in Tables 9, 10, 11, and 12. We are updating our code to compute $p(\theta_{k+1}, \hat{h}_{t,k}^{l_c})$ at the end of the k th iteration without requiring the next iteration. This update involves running only the OPTIMIZATION stage with a single gradient step, using the initialization vector, before proceeding to the next iteration.

B.2 Neighbor-assisted model editing

We observed that different models often produce varying objects for the same neighboring knowledge. To calculate specificity, we used the model’s actual output as the object (o), which should remain unchanged during editing. However, this introduced a challenge when employing neighbor-assisted model editing to guide the finding of the ideal hidden state $\bar{h}_t^{l_c}$ during OPTIMIZATION, as models produced inconsistent outputs for neighboring knowledge used for evaluation. This inconsistency caused conflicts among neighboring knowledge when selecting a single instance for neighbor-assisted editing.

Model	Average evaluation neighboring samples (ceil)
GPT-2 XL	2
GPT-J	4
Llama-2-7B	5

Table 5: Average neighboring sample used to evaluate each edit in neighbor-assisted editing

To address this, we filtered out neighboring knowledge samples that did not yield the same model output as the original ground truth reported in the dataset. This strategy ensured that any remaining neighboring knowledge sample could be randomly selected for neighbor-assisted editing, resolving the conflict.

This approach also introduced an additional constraint on the edit data points: each data point must have at least two neighboring knowledge samples—one for editing and the others for evaluation. Unfortunately, the ZsRE dataset contains only one neighboring knowledge sample per data point, restricting us to the COUNTERFACT dataset. Even within COUNTERFACT, only a limited number of samples met the required constraints. The number of qualifying samples varied depending on the model, as shown in Table 3. In neighbor-assisted model editing, exactly one neighboring example was used for each edit. Additionally, an average of 2, 4, and 4 neighboring examples (as reported in the Table 5) were used for evaluating each edit. Generating multiple neighbor knowledge using ChatGPT (Meng et al., 2023a) is straightforward and convenient. However, scaling this to all possible neighbors for a single piece of knowledge is a highly challenging research problem that falls beyond the scope of our paper.

C Hardware Details

Table 6 outlines the GPU resources utilized to conduct edits of batch size 1000 across various models, algorithms, and datasets. It highlights the specific hardware configurations, such as GPU type (e.g., NVIDIA L40S with 48GB memory or NVIDIA A100 with 80GB memory), used for each experiment.

D Iterative SPREAD

In Figure 3, we observe little to no change in the perplexity of $\bar{h}_{t,k}^{l_c}$ across iterations. However, we argue that despite similar perplexity values, the ac-

Model	Algo	Dataset	GPU
GPT-2 XL (1.5B)	ROME	COUNTERFACT	L40S (48GB)
		ZsRE	L40S (48GB)
	MEMIT	COUNTERFACT	L40S (48GB)
		ZsRE	L40S (48GB)
	PMET	COUNTERFACT	L40S (48GB)
		ZsRE	L40S (48GB)
GPT-J (6B)	ROME	COUNTERFACT	A100 (80GB)
		ZsRE	A100 (80GB)
	MEMIT	COUNTERFACT	L40S (48GB)
		ZsRE	A100 (80GB)
	PMET	COUNTERFACT	A100 (80GB)
		ZsRE	A100 (80GB)
Llama-2 (7B)	ROME	COUNTERFACT	A100 (80GB)
		ZsRE	A100 (80GB)
	MEMIT	COUNTERFACT	L40S (48GB)
		ZsRE	A100 (80GB)
	PMET	COUNTERFACT	L40S (48GB)
		ZsRE	A100 (80GB)

Table 6: GPU requirements to conduct 1000 edits

tual representations of $\bar{h}_{t,k}^{l_c}$ differ at each step. This is because θ_{k+1} is computed based on $\bar{h}_{t,k}^{l_c}$, which itself is derived from θ_k , as described in Section 3.1. Due to this recursive dependency, every update to θ_k induces a corresponding change in $\bar{h}_{t,k}^{l_c}$. Since the overall editing goal remains consistent across iterations, the magnitude of change required in θ_k naturally diminishes over time, resulting in a sequence of distinct yet converging hidden states.

To further explore this, consider a scenario where $\bar{h}_{t,k}^{l_c}$ remains constant across iterations. In such a case, one might skip repeated calls to OPTIMIZATION and only perform SPREAD, potentially saving computation without sacrificing performance. However, we hypothesize that this would lead to overfitting due to repeated use of the same update. To test this, we conducted an additional experiment using iterative SPREAD with MEMIT on GPT-2 XL (COUNTERFACT dataset), where OPTIMIZATION was run only in the first iteration. The results, shown in Table 7, reveal performance degradation and an increase in ME-PPL-50. Although we observe a temporary performance improvement in iteration 2, likely due to overfitting, it is followed by continued degradation, and the editing process fails to meet its stopping criterion. This underscores the importance of running OPTIMIZATION in every iteration and indicates that it

k	Efficacy (\uparrow)		Generalization (\uparrow)		Specificity (\uparrow)		Score (\uparrow)		Perplexity (\downarrow)		
	Accuracy	Success	Accuracy	Success	Accuracy	Success	Accuracy	Success	ME-PPL-50	$p(\theta_k, \bar{h}_{t,k}^{l_c})$	$p(\theta_{k+1}, \hat{h}_{t,k}^{l_c})$
1	79.00%	93.00%	22.00%	65.00%	75.00%	99.00%	42.00%	83.00%	57.98	1.02	10816.41
2	89.00%	98.00%	35.00%	76.00%	61.00%	98.00%	53.00%	89.00%	84.28	1.02	3700.56
3	68.00%	95.00%	28.00%	72.00%	54.00%	97.00%	44.00%	86.00%	174.62	1.02	64858.83
4	41.00%	85.00%	19.00%	68.00%	47.00%	97.00%	31.00%	81.00%	348.5	1.02	2254146.29
5	20.00%	76.00%	11.00%	64.00%	37.00%	97.00%	17.00%	76.00%	602.14	1.02	5827805.82

Table 7: Iterative SPREAD model editing results on COUNTERFACT with MEMIT on GPT-2 XL for 5 iterations. Unlike SPREAD, OPTIMIZATION was run only in first iteration.

generates distinct target hidden states at each step.

E Factors Contributing Model Collapse

Existing literature attributes model collapse during editing to two main factors: (1) the sequential nature of edits (Gupta et al., 2024b; Yang et al., 2024), and (2) characteristics of the specific examples being edited (Yang et al., 2024). Since iterative model editing falls under the first category, one might expect it to be susceptible. However, prior work shows that collapse typically occurs after thousands of edits, e.g., up to 3k in AlphaEdit (Fang et al., 2025) and 10k in ENCORE (Gupta et al., 2025), whereas our iterative approach involves only a few single-digit iterations. This makes collapse due to iteration count alone unlikely.

Given that all models in our study were evaluated on the same dataset, we can reasonably rule out the second factor. Furthermore, since no GPT models, and not even LLaMA-3.1 (8B), exhibited similar collapse behavior, we hypothesize a third contributing factor: model-specific characteristics that may stem from differences in training strategies. Finally, the editing algorithm itself may serve as a fourth contributing factor. For example, MEMIT’s less targeted weight updates (compared to PMET) may introduce excessive parameter shifts, as discussed in Appendix A.

In summary, while iterative model editing is unlikely to cause collapse on its own, interactions with model-specific or algorithm-specific factors may trigger instability. Although investigating collapse is not the primary focus of this work, our findings offer a useful foundation for future research in this area.

F Additional Analysis

This section dives deeper into the proposed methods. Specifically, we aim to understand how iterative model editing addresses UnderEdit, the impact

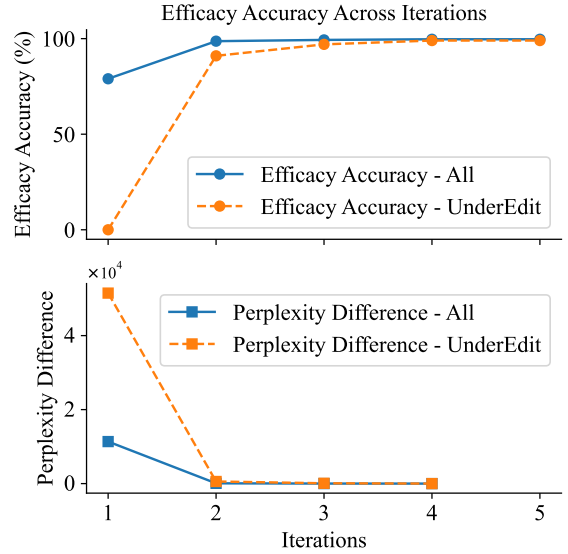


Figure 4: Improvement in efficacy accuracy and reduction in $|\Delta p_k|$ for UnderEdit examples over iterative model editing. The results show that iterative editing mitigates UnderEdit cases in GPT-2 XL edited with MEMIT on COUNTERFACT, contributing to overall performance gains.

of prefixing in neighbor-assisted model editing for resolving OverEdit, and the effectiveness of the stopping criteria.

F.1 How does iterative model editing address UnderEdit?

We hypothesize that the iterative model editing approach can reduce the number of UnderEdit cases. To test this hypothesis, we identified UnderEdit examples in GPT-2 XL edited with MEMIT on COUNTERFACT after the first iteration, i.e., edits (s_i, r_i, o_i, o_i^*) where $f_{\theta_2}(x_i)[o_i^*] < f_{\theta_2}(x_i)[o_i]$. We then tracked $|\Delta p_k|$ and efficacy accuracy across subsequent iterations. Figure 4 illustrates the results of the analysis. We observe that the rate of $|\Delta p_k|$ decrease and accuracy improving over iterations is much more pronounced for the UnderEdit examples. This observation tells us that multiple

Algo	k	Efficacy (↑)	Generalization (↑)	Specificity (↑)	Score (↑)
		Accuracy	Accuracy	Accuracy	Accuracy
Unedited	0	1.00%	1.00%		
MEMIT	4	99.00%	38.00%	52.00%	54.00%
NA_MEMIT	4	99.00%	36.00%	86.00%	60.00%
NAP_MEMIT	4	99.00%	37.00%	84.00%	61.00%
PMET	8	99.00%	31.00%	67.00%	52.00%
NA_PMET	9	98.00%	29.00%	85.00%	53.00%
NAP_PMET	8	98.00%	30.00%	84.00%	54.00%

Table 8: Results of prefix-free (NA_) and with prefix (NAP_) neighbor-assisted model editing on GPT-2 XL on 739 samples of COUNTERFACT. We compare their evaluation metrics and **bold** the higher value. Full results with success and perplexity performance for all iterations are reported in Table 12.

since only a subset of samples from COUNTERFACT qualified for this experiment, we also include the performance of iterative model editing on these samples for comparison with neighbor-assisted model editing.

Our current implementation of neighbor-assisted model editing does not use prefixes. To analyze its behavior with prefixes, we conducted an additional set of experiments. The results, presented in Table 12, compare prefix-based neighbor-assisted model editing with its prefix-free counterpart and iterative model editing. A detailed analysis is provided in Section F.2.

iterations of SPREAD is the larger contributors to getting higher performance.

F.2 How prefixes influence neighbor-assisted model editing behavior?

Using random prefixes aid generalization across contexts in the memory editing process when only the target knowledge edit is known. So we pose the question, does adding random prefixes to the neighbor knowledge prompts help prevent OverEdit? To answer this question we run an experiment by adding random prefixes to the neighboring knowledge used during edit. Table 8 shows an increase in specificity accuracy⁶. However, this increase is less compared to the improvement of using neighbor-assisted editing versus no neighbor-assist. Regardless, the prefixed neighbor-assisted edits (NAP_) achieved better overall performance, denoted by Accuracy in Score, due to a boost in generalization.

G Iterative model editing results

We present the complete results of all iterations of iterative model editing in Table 9 for the COUNTERFACT dataset and Table 10 for the ZsRE dataset. For experiments that did not meet our proposed stopping criteria within 5 iterations, we extended the runs by an additional 5 iterations and included those results as well.

H Neighbor-assisted model editing results

We present the complete results of all iterations of neighbor-assisted model editing in Table 11. As the ZsRE dataset was unsuitable for this experiment (see Appendix B.2 for details), results are reported only for the COUNTERFACT dataset. Furthermore,

⁶The full results with success on each measurement and perplexity performance are in Table 12

Model	Algo	k	Efficacy (\uparrow)		Generalization (\uparrow)		Specificity (\uparrow)		Score (\uparrow)		Perplexity (\downarrow)		$ \Delta p_k $ (\downarrow)	
			Accuracy	Success	Accuracy	Success	Accuracy	Success	Accuracy	Success	ME-PPL-50	$p(\theta_k, \hat{h}_{t,k}^{lc})$		$p(\theta_{k+1}, \hat{h}_{t,k}^{lc})$
GPT2XL (1.5B)	Unedited	0	0.00%	21.67%	0.00%	31.33%		56.67%		31.33%	54.66		3.26E+05	
	ROME	1	1.00%	56.00%	1.00%	55.00%	0.00%	92.00%	1.00%	64.00%	7.07E+03	5.29E+03	7.20E+05	7.15E+05
		2	0.00%	55.00%	0.00%	51.00%	0.00%	93.00%	0.00%	62.00%	1.36E+04	9.10E+04	1.78E+06	1.69E+06
		3	0.00%	55.00%	0.00%	52.00%	0.00%	95.00%	0.00%	63.00%	1.26E+04	7.91E+05	3.68E+06	2.89E+06
		4	0.00%	55.00%	0.00%	50.00%	0.00%	88.00%	0.00%	60.00%	3.13E+04	2.10E+06	1.93E+05	-1.91E+06
		5	3.00%	64.00%	1.00%	58.00%	0.00%	91.00%	1.00%	68.00%	1.14E+04	7.86E+04		
	MEMIT	1	79.00%	92.67%	22.00%	65.67%	75.00%	99.00%	42.67%	83.00%	58.66	1.04	11360.64	11359.60
		2	98.67%	99.67%	33.67%	75.67%	70.33%	99.00%	55.67%	89.67%	60.47	1.03	78.15	77.12
		3	99.33%	99.67%	35.33%	76.00%	69.33%	99.00%	56.67%	90.00%	61.58	1.02	10.14	9.11
		4	99.67%	99.67%	35.67%	76.00%	68.67%	99.00%	56.67%	90.00%	62.44	1.02	1.49	0.47
		5	99.67%	99.67%	35.67%	76.00%	68.67%	99.00%	56.67%	90.00%	63.28	1.02		
	PMET	1	21.67%	57.00%	3.00%	42.00%	91.67%	100.00%	8.33%	58.33%	55.60	12598.80	116384.51	103785.71
		2	65.67%	85.33%	14.67%	58.67%	84.00%	99.33%	31.67%	77.33%	57.01	1333.32	26852.75	25519.43
		3	86.00%	93.67%	20.00%	65.33%	80.67%	99.00%	40.67%	83.33%	58.00	97.51	5123.07	5025.56
		4	93.00%	97.00%	21.67%	68.00%	78.67%	99.00%	43.33%	85.33%	58.82	15.96	2045.77	2029.80
		5	96.00%	98.33%	22.67%	69.00%	77.67%	99.00%	44.00%	86.67%	59.47	3.90	228.44	224.53
		6	97.33%	99.67%	22.67%	69.67%	77.00%	99.00%	44.67%	86.67%	60.46	1.81	50.77	48.96
		7	98.67%	99.67%	23.67%	70.00%	77.00%	99.00%	45.67%	87.00%	61.52	1.42	22.44	21.02
		8	98.67%	99.67%	24.00%	70.00%	76.00%	99.00%	46.00%	87.00%	62.58	1.35	12.10	10.75
		9	99.33%	99.67%	24.00%	70.33%	76.00%	99.00%	46.00%	87.00%	63.20	1.32	3.03	1.71
		10	99.33%	99.67%	24.67%	70.33%	75.33%	99.00%	47.00%	87.33%	63.92	1.31	1.73	0.42
GPTJ (6B)	Unedited	0	9.33%	38.00%	9.00%	38.33%		82.00%		37.33%	39.80		5.98E+05	
	ROME	1	1.00%	57.00%	1.00%	55.00%	0.00%	76.00%	1.00%	61.00%	2.15E+05	1.19E+08	1.21E+14	1.21E+14
		2	1.00%	67.00%	2.00%	62.00%	0.00%	71.00%	1.00%	66.00%	8.51E+05	1.75E+12	4.17E+06	-1.75E+12
		3	1.00%	71.00%	1.00%	63.00%	0.00%	71.00%	1.00%	68.00%	9.00E+05	8.09E+05	2.44E+06	1.64E+06
		4	1.00%	72.00%	1.00%	64.00%	0.00%	73.00%	1.00%	69.00%	8.29E+05	7.36E+05	8.36E+05	9.97E+04
		5	1.00%	72.00%	1.00%	65.00%	0.00%	71.00%	1.00%	69.00%	7.10E+05	3.36E+05		
	MEMIT	1	99.00%	100.00%	75.00%	95.67%	69.33%	89.33%	77.67%	94.33%	42.20	1.03	2.25	1.22
		2	99.33%	100.00%	80.67%	98.00%	66.33%	88.33%	79.00%	95.00%	43.92	1.02	1.05	0.03
		3	99.67%	100.00%	82.00%	98.33%	65.33%	88.33%	79.00%	95.00%	46.33	1.02	2.88	1.86
		4	99.67%	100.00%	83.67%	98.33%	64.67%	88.00%	79.33%	95.00%	46.95	1.01	1.04	0.03
		5	99.67%	100.00%	83.67%	98.33%	64.33%	88.00%	79.33%	95.00%	47.20	1.01		
	PMET	1	98.00%	99.67%	76.00%	95.00%	68.33%	88.67%	77.67%	93.67%	41.27	1.08	2.24	1.15
		2	98.67%	99.67%	75.67%	95.00%	68.33%	89.00%	78.00%	94.33%	41.16	1.06	5.29	4.23
		3	99.00%	99.67%	76.67%	95.67%	68.33%	88.67%	78.33%	94.00%	41.15	1.06	1.11	0.05
		4	99.33%	99.67%	77.00%	95.67%	68.33%	88.67%	78.33%	94.00%	41.19	1.06	1.08	0.02
		5	99.33%	99.67%	77.00%	95.67%	68.00%	89.00%	78.33%	94.33%	41.28	1.06		
Llama2 (7B)	Unedited	0	15.00%	13.67%	15.00%	15.00%		84.33%		19.67%	30.63		2789.16	
	ROME	1	0.00%	48.00%	0.00%	49.00%	0.00%	76.00%	0.00%	55.00%	1.45E+04	3.80E+03	8.14E+05	8.10E+05
		2	0.00%	56.00%	0.00%	54.00%	0.00%	64.00%	0.00%	58.00%	7.27E+04	6.81E+05	2.34E+08	2.33E+08
		3	0.00%	55.00%	0.00%	53.00%	0.00%	57.00%	0.00%	55.00%	3.86E+05	1.55E+08	7.55E+09	7.39E+09
		4	0.00%	57.00%	0.00%	55.00%	0.00%	54.00%	0.00%	55.00%	1.26E+06	6.04E+09	5.81E+10	5.20E+10
		5	0.00%	56.00%	0.00%	52.00%	0.00%	57.00%	0.00%	55.00%	1.38E+06	4.36E+10		
	MEMIT	1	91.67%	98.00%	70.33%	93.33%	29.33%	67.33%	50.67%	83.67%	42.10	1.01	199.80	198.79
		2	14.33%	79.00%	9.67%	73.67%	6.67%	70.67%	9.00%	74.67%	9.37E+03	16.77	4681.01	4664.24
		3	26.67%	89.67%	12.33%	82.67%	5.67%	66.67%	9.67%	78.33%	4.35E+04	8.40	884.21	875.80
		4	22.00%	94.67%	5.67%	82.00%	5.67%	68.67%	7.00%	80.33%	8.63E+04	1.89	1381.59	1379.71
		5	38.33%	95.67%	10.67%	77.67%	4.67%	66.67%	8.67%	78.33%	7.60E+04	2.37		
	PMET	1	94.33%	97.00%	68.33%	86.67%	76.33%	89.00%	77.33%	90.33%	30.73	1.09	4.41	3.32
		2	95.33%	98.33%	70.00%	88.67%	75.33%	88.67%	78.00%	91.67%	30.76	1.14	1.23	0.09
		3	95.33%	98.33%	69.67%	88.67%	75.33%	88.67%	78.33%	91.67%	30.78	1.14	1.30	0.16
		4	95.33%	98.33%	70.00%	89.00%	75.33%	88.67%	78.33%	91.67%	30.79	1.14	1.14	0.00
		5	95.33%	98.33%	70.00%	89.00%	75.33%	88.67%	78.33%	91.67%	30.79	1.14		

Table 9: Iterative model editing results on COUNTERFACT for at most 10 iterations (denoted by k). We compare the evaluation metrics of iteration that met stopping criterion $|\Delta p_k| \leq 1$ (green rows) to that of their corresponding first iteration and **bold** the higher value. PMET on GPT-2 XL require more than 5 iterations to achieve our stopping criteria. While ROME is known to collapse (red rows), we observed a unique case of collapse with Llama-2 (7B) specifically when using MEMIT. We discuss this in Section 5.

Model	Algo	k	Efficacy (\uparrow)		Generalization (\uparrow)		Specificity (\uparrow)		Score (\uparrow)		Perplexity (\downarrow)		$ \Delta p_k $ (\downarrow)	
			Accuracy	Success	Accuracy	Success	Accuracy	Success	Accuracy	Success	ME-PPL-50	$p(\theta_k, \hat{h}_{t,k}^{l_c})$		$p(\theta_{k+1}, \hat{h}_{t,k}^{l_c})$
GPT-2 XL (1.5B)	Unedited	0	22.00%	87.33%	21.00%	86.33%		56.33%		73.67%	54.66		195351.10	
	ROME	1	3.00%	40.00%	3.00%	37.00%	1.00%	77.00%	2.00%	46.00%	8.59E+03	1.21E+04	2.64E+05	2.52E+05
		2	0.00%	97.00%	0.00%	97.00%	29.00%	71.00%	0.00%	86.00%	5.20E+03	5.75E+04	2.67E+05	2.10E+05
		3	0.00%	21.00%	0.00%	18.00%	0.00%	76.00%	0.00%	25.00%	1.21E+04	9.44E+04	3.27E+05	2.32E+05
		4	0.00%	100.00%	0.00%	100.00%	0.00%	68.00%	0.00%	86.00%	6.01E+03	8.27E+04	1.02E+06	9.36E+05
		5	0.00%	0.00%	0.00%	0.00%	0.00%	67.00%	0.00%	67.00%	1.85E+04	4.38E+05		
	MEMIT	1	69.00%	100.00%	58.67%	99.67%	32.33%	85.00%	48.33%	94.00%	61.74	1.02	2035.34	2034.31
		2	98.33%	100.00%	87.00%	100.00%	24.33%	84.33%	47.67%	94.00%	67.68	1.02	40.41	39.39
		3	100.00%	100.00%	88.00%	100.00%	23.33%	84.00%	46.67%	94.00%	69.40	1.02	1.05	0.03
		4	100.00%	100.00%	89.00%	100.00%	22.00%	84.00%	45.00%	94.00%	70.02	1.02	1.03	0.01
		5	100.00%	100.00%	89.67%	100.00%	21.67%	84.00%	44.33%	94.00%	70.16	1.02		
	PMET	1	34.67%	97.67%	30.33%	95.67%	45.00%	85.67%	35.33%	93.00%	56.77	5375.18	116427.63	111052.45
		2	67.00%	100.00%	52.00%	99.33%	38.33%	85.33%	49.67%	94.33%	60.44	15.17	3109.90	3094.74
		3	89.67%	100.00%	66.33%	99.67%	35.00%	85.00%	55.00%	94.33%	62.37	2.16	491.43	489.28
		4	94.33%	100.00%	69.67%	100.00%	33.33%	84.67%	54.67%	94.00%	64.42	1.34	50.04	48.69
		5	98.00%	100.00%	73.00%	100.00%	32.00%	84.67%	54.00%	94.00%	65.22	1.25	2.70	1.45
		6	99.33%	100.00%	73.67%	100.00%	31.00%	84.00%	54.00%	94.00%	65.93	1.23	1.41	0.19
		7	99.00%	100.00%	75.00%	100.00%	30.33%	84.00%	53.33%	94.00%	66.41	1.22	1.30	0.08
		8	99.67%	100.00%	74.67%	100.00%	30.00%	84.00%	53.00%	94.00%	66.71	1.21	1.25	0.04
		9	99.67%	100.00%	75.00%	100.00%	29.33%	84.00%	52.33%	94.00%	66.77	1.22	1.22	0.01
		10	100.00%	100.00%	75.33%	100.00%	29.33%	84.00%	52.33%	94.00%	66.89	1.20	1.21	0.01
GPT-J (6B)	Unedited	0	27.33%	91.00%	26.33%	90.00%		60.00%		77.33%	39.80		5.02E+04	5.02E+04
	ROME	1	5.00%	90.00%	5.00%	89.00%	0.00%	65.00%	5.00%	80.00%	3.93E+05	1.63E+04	1.33E+05	1.17E+05
		2	13.00%	95.00%	10.00%	94.00%	0.00%	67.00%	11.00%	83.00%	6.19E+05	8.72E+03	1.58E+04	7.04E+03
		3	17.00%	99.00%	12.00%	97.00%	0.00%	66.00%	14.00%	84.00%	6.88E+05	3.75E+03	9.70E+03	5.94E+03
		4	14.00%	100.00%	11.00%	99.00%	0.00%	64.00%	12.00%	84.00%	1.39E+06	4.61E+03	1.28E+04	8.24E+03
		5	10.00%	99.00%	8.00%	99.00%	0.00%	63.00%	9.00%	83.00%	3.32E+06	7.89E+03		
	MEMIT	1	98.67%	100.00%	89.33%	100.00%	52.67%	80.00%	74.67%	92.00%	41.56	1.01	2.68	1.67
		2	99.33%	100.00%	92.67%	100.00%	51.67%	80.33%	74.67%	92.33%	41.71	1.02	1.03	0.01
		3	100.00%	100.00%	94.00%	100.00%	51.33%	80.00%	75.00%	92.33%	41.88	1.02	1.02	0.00
		4	100.00%	100.00%	93.67%	100.00%	51.33%	80.00%	75.00%	92.33%	41.88	1.01	1.01	0.00
		5	100.00%	100.00%	93.67%	100.00%	51.33%	80.00%	75.00%	92.33%	41.87	1.01		
	PMET	1	95.67%	100.00%	87.33%	100.00%	52.00%	80.00%	72.67%	92.00%	41.94	1.10	5.20	4.10
		2	98.67%	100.00%	88.00%	99.67%	52.00%	80.00%	74.00%	92.00%	41.61	1.06	1.14	0.09
		3	99.67%	100.00%	89.67%	100.00%	52.00%	80.00%	74.33%	92.00%	41.62	1.06	1.08	0.02
		4	100.00%	100.00%	89.67%	100.00%	52.00%	80.00%	74.33%	92.00%	41.59	1.06	1.06	0.00
		5	100.00%	100.00%	89.67%	100.00%	52.00%	80.00%	74.33%	92.00%	41.58	1.06		
Llama2 (7B)	Unedited	0	38.33%	57.00%	37.00%	56.00%		59.67%		55.67%	33.69		2.01E+04	2.01E+04
	ROME	1	9.00%	93.00%	8.00%	92.00%	0.00%	72.00%	9.00%	84.00%	2.49E+04	7.73E+01	7.05E+04	7.04E+04
		2	13.00%	99.00%	11.00%	99.00%	1.00%	73.00%	3.00%	88.00%	4.49E+04	4.85E+02	9.17E+03	8.69E+03
		3	22.00%	100.00%	16.00%	99.00%	0.00%	72.00%	18.00%	88.00%	3.73E+04	1.07E+03	6.18E+03	5.11E+03
		4	24.00%	100.00%	17.00%	99.00%	0.00%	74.00%	20.00%	89.00%	3.53E+04	1.78E+03	1.04E+04	8.61E+03
		5	24.00%	100.00%	17.00%	98.00%	0.00%	74.00%	20.00%	89.00%	3.50E+04	2.47E+03		
	MEMIT	1	79.50%	99.50%	76.50%	99.00%	31.00%	74.50%	51.50%	89.00%	41.04	1.05	23.10	22.06
		2	6.50%	88.00%	6.00%	86.00%	5.50%	80.00%	6.00%	84.50%	4435.72	1.07	2.38E+04	2.38E+04
		3	13.50%	96.00%	11.00%	95.00%	3.50%	70.00%	6.50%	85.00%	120046.73	1.68	9.45E+03	9.45E+03
		4	6.00%	94.00%	4.50%	91.50%	4.50%	72.00%	5.00%	84.50%	34779.75	1.65	1.74E+04	1.74E+04
		5	6.50%	86.00%	6.00%	83.00%	1.00%	68.00%	2.00%	78.00%	40680.54	1.70		
	PMET	1	90.00%	98.67%	83.00%	96.33%	66.00%	74.67%	77.33%	88.33%	34.63	1.07	7.40	6.33
		2	92.00%	99.00%	83.33%	96.67%	66.00%	74.67%	78.00%	88.33%	34.47	1.05	1.12	0.07
		3	92.33%	99.00%	84.33%	96.67%	66.00%	74.67%	78.67%	88.33%	34.44	1.05	1.07	0.02
		4	93.00%	99.00%	84.67%	96.67%	65.67%	74.67%	78.67%	88.33%	34.42	1.05	1.06	0.00
		5	93.00%	99.00%	84.67%	97.00%	66.00%	74.67%	79.00%	88.33%	34.44	1.05		

Table 10: Iterative model editing results on ZsRE for at most 10 iterations (denoted by k). We compare the evaluation metrics of iteration that met stopping criterion $|\Delta p_k| \leq 1$ (green rows) to that of their corresponding first iteration and **bold** the higher value. PMET on GPT-2 XL require more than 5 iterations to achieve our stopping criteria. While ROME is known to collapse (red rows), we observed a unique case of collapse with Llama-2 (7B) specifically when using MEMIT. We discuss this in Section 5.

Model	Algo	k	Efficacy (\uparrow)		Generalization (\uparrow)		Specificity (\uparrow)		Score (\uparrow)		Perplexity (\downarrow)		$ \Delta p_k $ (\downarrow)	
			Accuracy	Success	Accuracy	Success	Accuracy	Success	Accuracy	Success	ME-PPL-50	$p(\theta_k, \hat{h}_{t,k}^{l_c})$		$p(\theta_{k+1}, \hat{h}_{t,k}^{l_c})$
GPT-2 XL (1.5B) #739	Unedited	0	1.00%	9.00%	1.00%	22.00%		100.00%		18.00%	54.66			
	MEMIT	1	87.00%	94.00%	30.00%	67.00%	56.00%	81.00%	48.00%	79.00%	58.79	1.04	12808.17	12807.13
		2	98.00%	99.00%	37.00%	73.00%	51.00%	77.00%	53.00%	82.00%	59.75	1.03	59.15	58.12
		3	99.00%	99.00%	38.00%	74.00%	50.00%	77.00%	53.00%	82.00%	60.74	1.02	4.17	3.15
		4	99.00%	99.00%	38.00%	74.00%	52.00%	77.00%	54.00%	82.00%	62.27	1.02	1.07	0.05
		5	99.00%	99.00%	38.00%	74.00%	53.00%	78.00%	55.00%	83.00%	63.88	1.02		
	NA_MEMIT	1	78.00%	83.00%	22.00%	53.00%	87.00%	97.00%	43.00%	73.00%	57.56	1.07	1248.69	1247.62
		2	99.00%	99.00%	36.00%	71.00%	82.00%	93.00%	60.00%	86.00%	59.94	1.04	52.51	51.47
		3	99.00%	99.00%	36.00%	70.00%	84.00%	95.00%	60.00%	86.00%	61.95	1.03	3.67	2.64
		4	99.00%	99.00%	36.00%	70.00%	86.00%	95.00%	60.00%	86.00%	64.89	1.03	1.22	0.19
		5	99.00%	99.00%	35.00%	68.00%	87.00%	96.00%	60.00%	85.00%	66.73	1.03		
	PMET	1	0.29	0.49	0.06	0.36	0.92	0.98	0.15	0.52	55.61	3166.97	14020.32	10853.35
		2	0.72	0.85	0.2	0.57	0.78	0.93	0.39	0.75	56.73	146.75	11323.25	11176.5
		3	0.88	0.93	0.25	0.63	0.73	0.91	0.46	0.8	57.73	14.57	4457.16	4442.59
		4	0.95	0.97	0.27	0.66	0.71	0.89	0.48	0.82	58.68	2.69	2399.39	2396.7
		5	0.97	0.98	0.28	0.67	0.71	0.88	0.5	0.82	59.77	1.4	1073.72	1072.32
		6	0.98	0.99	0.29	0.67	0.67	0.87	0.5	0.82	60.99	1.33	171.9	170.57
		7	0.99	0.99	0.3	0.68	0.67	0.86	0.51	0.82	62.4	1.32	12.43	11.11
		8	0.99	0.99	0.31	0.68	0.67	0.86	0.52	0.82	63.47	1.31	1.62	0.31
		9	0.99	0.99	0.3	0.68	0.66	0.86	0.52	0.82	64.34	1.29	1.4	0.11
		10	0.99	0.99	0.31	0.68	0.66	0.86	0.52	0.82	65.16	1.28	1.33	0.05
	NA_PMET	1	0.29	0.48	0.06	0.35	0.93	0.99	0.15	0.5	55.59	740.72	2872.44	2131.72
		2	0.7	0.83	0.19	0.54	0.84	0.97	0.39	0.73	56.54	46.86	2336.83	2289.97
		3	0.88	0.92	0.25	0.61	0.84	0.96	0.48	0.8	57.36	7.04	1193.64	1186.6
		4	0.94	0.96	0.26	0.63	0.87	0.96	0.5	0.82	58.54	2.18	1651.91	1649.73
		5	0.96	0.97	0.28	0.64	0.86	0.96	0.52	0.82	60.37	1.36	851.28	849.92
		6	0.97	0.98	0.29	0.64	0.87	0.96	0.53	0.83	62.03	1.31	193.5	192.19
		7	0.97	0.98	0.29	0.64	0.85	0.97	0.53	0.83	63.48	1.3	24.63	23.33
		8	0.98	0.98	0.29	0.64	0.85	0.97	0.53	0.83	64.92	1.27	3.37	2.1
		9	0.98	0.98	0.29	0.64	0.85	0.97	0.53	0.83	66.29	1.26	1.55	0.29
		10	0.98	0.98	0.3	0.65	0.83	0.96	0.54	0.84	67.86	1.24	1.51	0.27
GPT-J (6B) #960	Unedited	0	0.00%	8.00%	1.00%	10.00%		100.00%		12.00%	39.80			
	MEMIT	1	99.00%	100.00%	71.00%	93.00%	67.00%	86.00%	77.00%	93.00%	42.79	1.03	4.24	3.21
		2	99.00%	100.00%	79.00%	97.00%	63.00%	83.00%	78.00%	93.00%	44.84	1.02	1.66	0.64
		3	99.00%	100.00%	79.00%	98.00%	62.00%	83.00%	77.00%	93.00%	48.58	1.01	17.10	16.09
		4	100.00%	100.00%	79.00%	98.00%	59.00%	82.00%	76.00%	93.00%	49.43	1.01	1.74	0.73
		5	100.00%	100.00%	81.00%	98.00%	58.00%	81.00%	76.00%	92.00%	50.50	1.01		
	NA_MEMIT	1	98.00%	99.00%	63.00%	82.00%	84.00%	95.00%	79.00%	91.00%	42.71	1.04	2.56	1.52
		2	99.00%	99.00%	75.00%	92.00%	81.00%	95.00%	84.00%	95.00%	45.24	1.02	1.35	0.33
		3	99.00%	100.00%	74.00%	91.00%	83.00%	95.00%	84.00%	95.00%	47.19	1.02	3.29	2.27
		4	99.00%	100.00%	74.00%	90.00%	80.00%	95.00%	83.00%	95.00%	49.77	1.02	1.43	0.41
		5	100.00%	100.00%	73.00%	91.00%	79.00%	95.00%	82.00%	95.00%	50.94	1.02		
	PMET	1	99.00%	100.00%	72.00%	93.00%	65.00%	84.00%	76.00%	92.00%	40.79	1.06	1.31	0.25
		2	99.00%	100.00%	73.00%	93.00%	65.00%	84.00%	77.00%	92.00%	40.90	1.06	219.70	218.64
		3	99.00%	100.00%	73.00%	93.00%	65.00%	84.00%	77.00%	92.00%	40.92	1.06	2.25	1.19
		4	99.00%	100.00%	73.00%	94.00%	65.00%	84.00%	77.00%	92.00%	41.08	1.05	1.06	0.01
		5	99.00%	100.00%	74.00%	94.00%	65.00%	84.00%	77.00%	92.00%	41.28	1.05		
NA_PMET	1	99.00%	100.00%	72.00%	91.00%	75.00%	90.00%	80.00%	93.00%	41.01	1.06	2.38	1.32	
	2	99.00%	99.00%	71.00%	90.00%	82.00%	94.00%	82.00%	94.00%	41.23	1.12	4.91	3.79	
	3	99.00%	99.00%	70.00%	89.00%	83.00%	95.00%	82.00%	94.00%	41.66	1.13	24.94	23.81	
	4	97.00%	98.00%	68.00%	88.00%	84.00%	95.00%	82.00%	93.00%	41.99	1.13	4.13	3.00	
	5	98.00%	98.00%	69.00%	89.00%	81.00%	94.00%	81.00%	94.00%	42.71	1.12	273.05	271.93	
	6	98.00%	99.00%	69.00%	89.00%	80.00%	94.00%	81.00%	94.00%	43.54	1.12	1.56	0.44	
	7	99.00%	99.00%	68.00%	89.00%	76.00%	93.00%	79.00%	94.00%	44.62	1.13	1.57	0.44	
	8	98.00%	99.00%	67.00%	88.00%	75.00%	92.00%	78.00%	93.00%	45.70	1.13	1.64	0.51	
	9	98.00%	99.00%	67.00%	88.00%	72.00%	92.00%	77.00%	93.00%	47.48	1.14	2.11	0.97	
	10	99.00%	99.00%	68.00%	88.00%	70.00%	91.00%	76.00%	93.00%	50.68	1.14		-1.14	
Llama 2 (7B) #1340	Unedited	0	38.33%	57.00%	37.00%	56.00%		59.67%		55.67%	33.69			
	PMET	1	94.00%	97.00%	70.00%	87.00%	71.00%	92.00%	77.00%	92.00%	30.95	1.09	2.29	1.2
		2	96.00%	98.00%	72.00%	89.00%	71.00%	92.00%	78.00%	93.00%	31.03	1.14	25.72	24.58
		3	96.00%	98.00%	72.00%	89.00%	70.00%	92.00%	78.00%	93.00%	31	1.14	1.58	0.44
		4	96.00%	98.00%	72.00%	89.00%	71.00%	92.00%	78.00%	93.00%	31.01	1.14	1.14	0
		5	96.00%	98.00%	72.00%	89.00%	71.00%	92.00%	78.00%	93.00%	31	1.14		
	NA_PMET	1	92.00%	95.00%	67.00%	80.00%	76.00%	94.00%	77.00%	89.00%	30.43	1.14	15.27	14.13
		2	96.00%	97.00%	75.00%	87.00%	73.00%	93.00%	80.00%	92.00%	30.52	1.02	2.86	1.84
		3	96.00%	96.00%	76.00%	87.00%	71.00%	94.00%	80.00%	92.00%	31.19	1.04	2.61	1.57
		4	95.00%	95.00%	76.00%	86.00%	66.00%	92.00%	77.00%	91.00%	32.19	1.04	2.27	1.23
		5	94.00%	94.00%	75.00%	85.00%	60.00%	91.00%	74.00%	90.00%	35.28	1.05	186	184.95
6		90.00%	91.00%	74.00%	84.00%	55.00%	89.00%	70.00%	88.00%	40.1	1.06	13.09	12.03	
	7	87.00%	88.00%	70.00%	81.00%	47.00%	86.00%	64.00%	85.00%	53.95	1.06	30.27	29.21	
	8	80.00%	83.00%	66.00%	80.00%	42.00%	83.00%	58.00%	82.00%	104.98	1.06	84.27	83.21	
	9	73.00%	83.00%	58.00%	78.00%	30.00%	79.00%	47.00%	80.00%	373.87	1.07	358.05	356.98	
	10	62.00%	79.00%	47.00%	75.00%	26.00%	76.00%	40.00%	76.00%	1414.01	1.07			

Table 11: Neighbor-Assisted model editing results on COUNTERFACT. We compare evaluation metrics for both neighbor-assisted (NA_) and without neighbor runs of the model editing algorithms where $|\Delta p_k| \leq 1$ (green rows) and **bold** the higher value. Results among models and from Table 9 are not comparable due to difference in neighboring samples (Appendix. B.2). Hence, we report the no. of examples (#) used to run experiment for each model. NA_PMET on Llama-2 (7B) stands as an exception that didn’t achieved the stopping criteria within 10 iteration and showed a performance decrease.

Model	Algo	k	Efficacy (\uparrow)		Generalization (\uparrow)		Specificity (\uparrow)		Score (\uparrow)		Perplexity (\downarrow)		$ \Delta p_k $ (\downarrow)	
			Accuracy	Success	Accuracy	Success	Accuracy	Success	Accuracy	Success	ME-PPL-50	$p(\theta_k, \hat{h}_{t,k}^{t_c})$		$p(\theta_{k+1}, \hat{h}_{t,k}^{t_c})$
GPT-2 XL (1.5B) #739	Unedited	0	1.00%	9.00%	1.00%	22.00%		100.00%		18.00%	54.66			
	MEMIT	1	87.00%	94.00%	30.00%	67.00%	56.00%	81.00%	48.00%	79.00%	58.79	1.04	12808.17	12807.13
		2	98.00%	99.00%	37.00%	73.00%	51.00%	77.00%	53.00%	82.00%	59.75	1.03	59.15	58.12
		3	99.00%	99.00%	38.00%	74.00%	50.00%	77.00%	53.00%	82.00%	60.74	1.02	4.17	3.15
		4	99.00%	99.00%	38.00%	74.00%	52.00%	77.00%	54.00%	82.00%	62.27	1.02	1.07	0.05
		5	99.00%	99.00%	38.00%	74.00%	53.00%	78.00%	55.00%	83.00%	63.88	1.02		
	NA_MEMIT	1	78.00%	83.00%	22.00%	53.00%	87.00%	97.00%	43.00%	73.00%	57.56	1.07	1248.69	1247.62
		2	99.00%	99.00%	36.00%	71.00%	82.00%	93.00%	60.00%	86.00%	59.94	1.04	52.51	51.47
		3	99.00%	99.00%	36.00%	70.00%	84.00%	95.00%	60.00%	86.00%	61.95	1.03	3.67	2.64
		4	99.00%	99.00%	36.00%	70.00%	86.00%	95.00%	60.00%	86.00%	64.89	1.03	1.22	0.19
		5	99.00%	99.00%	35.00%	68.00%	87.00%	96.00%	60.00%	85.00%	66.73	1.03		
	NAP_MEMIT	1	79.00%	84.00%	23.00%	54.00%	84.00%	96.00%	45.00%	74.00%	56.9	1.07	1020.79	1019.72
		2	99.00%	99.00%	38.00%	72.00%	77.00%	93.00%	61.00%	86.00%	58.97	1.04	81.73	80.69
		3	99.00%	99.00%	37.00%	70.00%	84.00%	94.00%	62.00%	86.00%	60.59	1.03	3.18	2.15
		4	99.00%	99.00%	37.00%	69.00%	84.00%	94.00%	61.00%	85.00%	63.4	1.03	1.24	0.21
		5	99.00%	99.00%	37.00%	69.00%	84.00%	94.00%	61.00%	85.00%	65.98	1.03		
	PMET	1	29.00%	49.00%	6.00%	36.00%	92.00%	98.00%	15.00%	52.00%	55.61	3166.97	14020.32	10853.35
		2	72.00%	85.00%	20.00%	57.00%	78.00%	93.00%	39.00%	75.00%	56.73	146.75	11323.25	11176.5
		3	88.00%	93.00%	25.00%	63.00%	73.00%	91.00%	46.00%	80.00%	57.73	14.57	4457.16	4442.59
		4	95.00%	97.00%	27.00%	66.00%	71.00%	89.00%	48.00%	82.00%	58.68	2.69	2399.39	2396.7
		5	97.00%	98.00%	28.00%	67.00%	71.00%	88.00%	50.00%	82.00%	59.77	1.4	1073.72	1072.32
		6	98.00%	99.00%	29.00%	67.00%	87.00%	87.00%	50.00%	82.00%	60.99	1.33	171.9	170.57
		7	99.00%	99.00%	30.00%	68.00%	86.00%	95.00%	51.00%	82.00%	62.4	1.32	12.43	11.11
		8	99.00%	99.00%	31.00%	68.00%	86.00%	95.00%	52.00%	82.00%	63.47	1.31	1.62	0.31
		9	99.00%	99.00%	30.00%	68.00%	86.00%	95.00%	52.00%	82.00%	64.34	1.29	1.4	0.11
		10	99.00%	99.00%	31.00%	68.00%	86.00%	95.00%	52.00%	82.00%	65.16	1.28	1.33	0.05
	NA_PMET	1	29.00%	48.00%	6.00%	35.00%	93.00%	99.00%	15.00%	50.00%	55.59	740.72	2872.44	2131.72
		2	70.00%	83.00%	19.00%	54.00%	84.00%	97.00%	39.00%	73.00%	56.54	46.86	2336.83	2289.97
		3	88.00%	92.00%	25.00%	61.00%	84.00%	96.00%	48.00%	80.00%	57.36	7.04	1193.64	1186.6
		4	94.00%	96.00%	26.00%	63.00%	87.00%	96.00%	50.00%	82.00%	58.54	2.18	1651.91	1649.73
		5	96.00%	97.00%	28.00%	64.00%	86.00%	96.00%	52.00%	82.00%	60.37	1.36	851.28	849.92
		6	97.00%	98.00%	29.00%	64.00%	87.00%	96.00%	53.00%	83.00%	62.03	1.31	193.5	192.19
		7	97.00%	98.00%	29.00%	64.00%	85.00%	97.00%	53.00%	83.00%	63.48	1.3	24.63	23.33
		8	98.00%	98.00%	29.00%	64.00%	85.00%	97.00%	53.00%	83.00%	64.92	1.27	3.37	2.1
		9	98.00%	98.00%	29.00%	64.00%	85.00%	97.00%	53.00%	83.00%	66.29	1.26	1.55	0.29
		10	98.00%	98.00%	30.00%	65.00%	83.00%	96.00%	54.00%	84.00%	67.86	1.24	1.51	0.27
	NAP_PMET	1	1.00%	9.00%	1.00%	22.00%		100.00%		18.00%	54.66	768.86	2983.29	2214.43
		2	28.00%	48.00%	6.00%	35.00%	92.00%	98.00%	15.00%	50.00%	55.54	47.43	2914.13	2866.7
		3	70.00%	83.00%	19.00%	54.00%	84.00%	97.00%	39.00%	73.00%	56.41	6.87	2892.36	2885.49
		4	88.00%	92.00%	25.00%	60.00%	82.00%	96.00%	47.00%	79.00%	57.29	2.09	1652.55	1650.46
		5	94.00%	96.00%	27.00%	62.00%	83.00%	95.00%	50.00%	81.00%	58.34	1.31	925.36	924.05
		6	96.00%	97.00%	28.00%	64.00%	83.00%	95.00%	52.00%	82.00%	59.69	1.28	222.03	220.75
		7	98.00%	98.00%	29.00%	64.00%	84.00%	95.00%	53.00%	83.00%	60.9	1.26	21.49	20.23
		8	98.00%	99.00%	30.00%	64.00%	84.00%	94.00%	54.00%	83.00%	62.26	1.24	2.19	0.95
		9	98.00%	99.00%	29.00%	64.00%	84.00%	95.00%	54.00%	83.00%	63.16	1.22	1.44	0.22
		10	98.00%	99.00%	30.00%	65.00%	82.00%	94.00%	53.00%	83.00%	64.04	1.21	1.47	0.26

Table 12: Results of prefix-free (NA_) and with prefix(NAP_) neighbor-assisted model editing on COUNTERFACT. We compare their evaluation metrics when our stopping criteria $|\Delta p_k| \leq 1$ (green rows) is met and **bold** the higher value. Results among models and from Table 9 are not comparable due to difference in neighboring samples as explained in Appendix B.2. Hence, we report the no. of examples (#) used to run experiment for each model.

Dataset		COUNTERFACT					ZsRE			
Model	Algo	k	Score (\uparrow)		$ \Delta p_k $ (\downarrow)	Δ_{p2} (\downarrow)	Score (\uparrow)		$ \Delta p_k $ (\downarrow)	Δ_{p2} (\downarrow)
			Accuracy	Success			Accuracy	Success		
GPT-2 XL (1.5B)	Unedited	0		31.33%				73.67%		
	MEMIT	1	42.67%	83.00%	11359.60		48.33%	94.00%	2034.31	
		2	55.67%	89.67%	77.12	1.13E+04	47.67%	94.00%	39.39	1994.93
		3	56.67%	90.00%	9.11	68.01	46.67%	94.00%	0.03	39.36
		4	56.67%	90.00%	0.47	8.65	45.00%	94.00%	0.01	0.02
		5	56.67%	90.00%			44.33%	94.00%		
	PMET	1	8.33%	58.33%	103785.71		35.33%	93.00%	111052.45	
		2	31.67%	77.33%	25519.43	8.95E+04	49.67%	94.33%	3094.74	113317.73
		3	40.67%	83.33%	5025.56	2.17E+04	55.00%	94.33%	489.28	2618.47
		4	43.33%	85.33%	2029.80	3077.3	54.67%	94.00%	48.69	441.40
		5	44.00%	86.67%	224.53	1805.25	54.00%	94.00%	1.45	47.33
		6	44.67%	86.67%	48.96	175.57	54.00%	94.00%	0.19	1.29
		7	45.67%	87.00%	21.02	27.94	53.33%	94.00%	0.08	0.11
		8	46.00%	87.00%	10.75	10.27	53.00%	94.00%	0.04	0.05
		9	46.00%	87.00%	1.71	9.04	52.33%	94.00%	0.01	0.03
		10	47.00%	87.33%	0.42	1.29	52.33%	94.00%	0.01	0.01
GPT-J (6B)	Unedited	0		37.33%				77.33%	5.02E+04	
	MEMIT	1	77.67%	94.33%	1.22		74.67%	92.00%	1.67	
		2	79.00%	95.00%	0.03	1.20	74.67%	92.33%	0.01	1.65
		3	79.00%	95.00%	1.86	1.83	75.00%	92.33%	0.00	0.02
		4	79.33%	95.00%	0.03	1.84	75.00%	92.33%	0.00	0.00
		5	79.33%	95.00%			75.00%	92.33%		
	PMET	1	77.67%	93.67%	1.15		72.67%	92.00%	4.10	
		2	78.00%	94.33%	4.23	3.05	74.00%	92.00%	0.09	4.06
		3	78.33%	94.00%	0.05	4.18	74.33%	92.00%	0.02	0.07
		4	78.33%	94.00%	0.02	0.03	74.33%	92.00%	0.00	0.01
		5	78.33%	94.33%			74.33%	92.00%		
Llama-2 (7B)	Unedited	0		19.67%				55.67%	2.01E+04	
	PMET	1	77.33%	90.33%	3.32		77.33%	88.33%	6.33	
		2	78.00%	91.67%	0.09	3.18	78.00%	88.33%	0.07	6.28
		3	78.33%	91.67%	0.16	0.07	78.67%	88.33%	0.02	0.05
		4	78.33%	91.67%	0.00	0.16	78.67%	88.33%	0.00	0.01
		5	78.33%	91.67%			79.00%	88.33%		

Table 13: Comparing stopping criteria. We compare our proposed stopping criteria $|\Delta p_k| \leq 1$ (green) to the two alternate stopping criteria, monotonic decrease i.e. $|\Delta p_{k+1}| < |\Delta p_k|$, otherwise stop and use θ_k (orange), and small change, i.e., $\Delta_{p2} = |p(\theta_{k+1}, h_{t,k+1}^{l_c}) - p(\theta_k, h_{t,k}^{l_c})| \leq 1$ (purple). We **bold** the higher scores among them.