

SUMO: Unbiased Estimation of Log Marginal Probability for Latent Variable Models

Yucen Luo*

Tsinghua University, Beijing, China

LUOYC15@MAILS.TSINGHUA.EDU.CN

Alex Beatson

Princeton University, New Jersey, USA

ABEATSON@CS.PRINCETON.EDU

Mohammad Norouzi

Google Brain, Ontario, Canada

MNOROUZI@GOOGLE.COM

Jun Zhu

Tsinghua University, Beijing, China

DCSZJ@TSINGHUA.EDU.CN

David Duvenaud

University of Toronto, Ontario, Canada

DUVENAUD@CS.TORONTO.EDU

Ryan P. Adams

Princeton University, New Jersey, USA

RPA@PRINCETON.EDU

Ricky T. Q. Chen*

University of Toronto, Ontario, Canada

RTQICHEN@CS.TORONTO.EDU

Abstract

Standard variational lower bounds used to train latent variable models produce biased estimates of most quantities of interest. We introduce an unbiased estimator of the log marginal likelihood and its gradients for latent variable models based on randomized truncation of infinite series. If parameterized by an encoder-decoder architecture, the parameters of the encoder can be optimized to minimize its variance of this estimator. We show that models trained using our estimator give better test-set likelihoods than a standard importance-sampling based approach for the same average computational cost. This estimator also allows use of latent variable models for tasks where unbiased estimators, rather than marginal likelihood lower bounds, are preferred, such as minimizing reverse KL divergences and estimating score functions.

1. Introduction

Latent variable models are powerful tools for constructing highly expressive data distributions and for understanding how high-dimensional observations might possess a simpler representation (Blei et al., 2003; Kingma and Welling, 2014; Johnson et al., 2016; Higgins et al., 2017). While there is a long history in Bayesian statistics of estimating the marginal likelihood (e.g., Newton and Raftery (1994); Neal (2001)), we often want high-quality estimates of the *logarithm* of marginal likelihood, which is better behaved when the data is high dimensional; it is not as susceptible to underflow and it has gradients that are numerically sensible. However, the log transformation introduces some challenges: Monte Carlo

* Equal contribution.

estimation techniques such as importance sampling do not straightforwardly give unbiased estimates of this quantity (Rainforth et al., 2018a). Nevertheless, there has been significant work to construct estimators of the log marginal likelihood in which it is possible to explicitly trade off between bias and computational cost (Burda et al., 2016; Bamler et al., 2017; Nowozin, 2018). Unfortunately, while there are asymptotic regimes where the bias of these estimators approaches zero, it is always possible to optimize the parameters to increase this bias to infinity, acting as a distraction to the true objective.

In this work, we construct an unbiased estimator of the log marginal likelihood. Importantly, this unbiased estimator allows us to extend latent variable models to situations where these models were previously problematic to optimize with lower bound estimators.

2. SUMO: Unbiased estimation of log probability for LVMs

We focus here on the IWAE bound (Burda et al., 2016), detailed in Appendix A.2.

$$\text{IWAE}_K(x) := \log \frac{1}{K} \sum_{k=1}^K \frac{p_\theta(x | z_k) p_\theta(z_k)}{q(z_k; x)}, \quad z_k \stackrel{iid}{\sim} q(z; x). \quad (1)$$

There are two properties of IWAE that will allow us to modify it to produce an unbiased estimator: First, it is consistent in the sense that as K increases, the expectation of $\text{IWAE}_K(x)$ converges to $\log p_\theta(x)$. Second, it is also monotonically non-decreasing in expectation:

$$\log p_\theta(x) = \lim_{K \rightarrow \infty} \mathbb{E}[\text{IWAE}_K(x)] \quad \text{and} \quad \mathbb{E}[\text{IWAE}_{K+1}(x)] \geq \mathbb{E}[\text{IWAE}_K(x)]. \quad (2)$$

We employ the Russian roulette estimator (Kahn, 1955), which is used to construct an unbiased estimator for an infinite series $\sum_{k=1}^{\infty} \Delta_k$. It relies on a randomized truncation and upweighting of remaining terms to account for the possibility of not computing them. See Appendix A.3 for details.

2.1. Russian roulette to tighten lower bounds

Let $\Delta_k(x) = \text{IWAE}_{k+1}(x) - \text{IWAE}_k(x)$, then since $\mathbb{E}_q[\Delta_k(x)]$ converges absolutely, we apply equation 13 to construct our estimator, which we call SUMO (Stochastically Unbiased Marginalization Objective). The detailed derivation of SUMO is in Appendix D.1.

$$\text{SUMO}(x) = \text{IWAE}_1(x) + \sum_{k=1}^K \frac{\Delta_k(x)}{\mathbb{P}(\mathcal{K} \geq k)} \quad \text{where} \quad K \sim p(\mathcal{K}). \quad (3)$$

The randomized truncation of the series using the Russian roulette estimator means that this is an unbiased estimator of $\log p_\theta(x)$, regardless of the distribution $p(K)$, ie. $\mathbb{E}[\text{SUMO}(x)] = \log p_\theta(x)$, where the expectation is taken over $p(K)$ and $q(z; x)$ (see Algorithm 1 for our exact sampling procedure). Furthermore, under some conditions, we have $\mathbb{E}[\nabla_\theta \text{SUMO}(x)] = \nabla_\theta \mathbb{E}[\text{SUMO}(x)] = \nabla_\theta \log p_\theta(x)$ (see Appendix D.4).

2.2. Optimizing variance-compute product by choice of $p(K)$

Following Rhee and Glynn (2015) and Beatson and Adams (2019), we derive an optimal $p(K)$ in terms of minimizing the product of variance and expected compute (Appendix B.1). The same derivations hold for the gradient of SUMO. With only simplified assumptions, $\|\Delta_k(x)\|_2^2$ does not vanish fast enough (as $k \rightarrow \infty$) to theoretically guarantee finite variance, but we find that it converges faster in practice than in theory.

2.2.1. TRADING VARIANCE AND COMPUTE

One way to improve the RR estimator is to construct it so that some minimum number of terms (denoted here as m) are always computed. This puts a lower bound on the computational cost, but can potentially lower variance, providing a design space for trading off estimator quality against computational cost. This corresponds to a choice of RR estimator in which $\mathbb{P}(K = K) = 0$ for $K \leq m$. This computes the sum out to m terms (effectively computing IWAE $_m$) and then estimates the remaining difference with Russian roulette:

$$\text{SUMO}(x) = \text{IWAE}_m(x) + \sum_{k=m}^K \frac{\Delta_k(x)}{\mathbb{P}(K \geq k)}, \quad K \sim p(K) \quad (4)$$

In practice, instead of tuning $p(K)$, we set m to achieve a given expected computation cost per estimator evaluation for fair comparison with IWAE and related estimators.

2.3. Training $q(z; x)$ to reduce variance

Using ϕ to denote the parameters of the encoder $q_\phi(z; x)$. the gradients of SUMO with respect to ϕ are in expectation zero precisely because SUMO is an unbiased estimator of $\log p_\theta(x)$, regardless of our choice of $q_\phi(z; x)$. Nevertheless, we would expect the choice of $q_\phi(z; x)$ to significantly impact the variance of our estimator. As such, we optimize $q_\phi(z; x)$ to reduce the variance of the SUMO estimator. We can obtain unbiased gradients in the following way (Ruiz et al., 2016; Tucker et al., 2017): $\nabla_\phi \text{Var}[\text{SUMO}] = \nabla_\phi \mathbb{E}[\text{SUMO}^2] - \nabla_\phi (\mathbb{E}[\text{SUMO}])^2 = \mathbb{E}[\nabla_\phi \text{SUMO}^2]$.

3. Density Modeling Experiments

We first compare the performance of SUMO when used as a replacement to IWAE with the same expected cost on two benchmark datasets: dynamically binarized MNIST (LeCun et al., 1998) and binarized OMNIGLOT (Lake et al., 2015). We use the same neural network architecture as IWAE (Burda et al., 2016). We reimplemented and tuned IWAE, obtaining strong baseline results which are better than those previously reported. We then used the same hyperparameters to train with SUMO. We also implemented JVI (Nowozin, 2018), another debiasing scheme of log probability estimates. However, when k is small, JVI is unstable during training. The averaged test log-likelihoods and standard deviations over 3 runs are summarized in Table 1. In all cases, SUMO achieves slightly better performance than IWAE with the same expected cost, whereas JVI falls behind, suggesting we’re better on the bias-variance curve in terms of test performance.

Training Objective	MNIST			OMNIGLOT		
	$k=5$	$k=15$	$k=50$	$k=5$	$k=15$	$k=50$
ELBO (Burda et al., 2016)	86.47	—	86.35	107.62	—	107.80
IWAE (Burda et al., 2016)	85.54	—	84.78	106.12	—	104.67
ELBO (Our impl.)	85.97±0.01	85.99±0.05	85.88±0.07	106.79±0.08	106.98±0.19	106.84±0.13
IWAE (Our impl.)	85.28±0.01	84.89±0.03	84.50±0.02	104.96±0.04	104.53±0.05	103.99±0.12
JVI (Our impl.)	—	—	84.75±0.03	—	—	104.08±0.11
SUMO (Our impl.)	85.09±0.01	84.71±0.02	84.40±0.03	104.85±0.04	104.29±0.12	103.79±0.14

Table 1: Test negative log-likelihood of the trained model, estimated using IWAE($k=5000$). For SUMO, k refers to the expected number of computed terms.

4. Latent variables models for entropy maximization

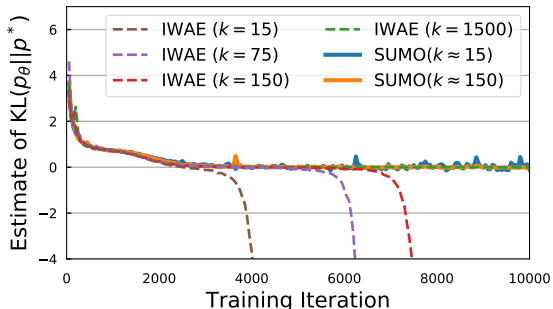
We show that an unbiased estimate of log probability is preferable when minimizing the reverse KL objective.

$$\min_{\theta} D_{\text{KL}}(p_{\theta}(x)||p^{*}(x)) = \min_{\theta} \mathbb{E}_{x \sim p_{\theta}(x)} [\log p_{\theta}(x) - \log p^{*}(x)] \quad (5)$$

A major problem with this objective is the presence of an entropy maximization term, effectively a minimization of $\log p_{\theta}(x)$. Estimating this log marginal probability with a lower bound estimator could result in optimizing θ to maximize the bias of the estimator instead of the true objective. Our experiments demonstrate that this causes IWAE to often fail to optimize the objective. For IWAE, we always train $q(z; x)$ to reduce bias, which turns the objective into a min-max formulation but significantly stabilizes training.

We choose a “funnel” target distribution (Figure 1) similar to the distribution used as a benchmark for inference in Neal et al. (2003), where p^{*} has support in \mathbb{R}^2 and is defined $p^{*}(x_1, x_2) = \mathcal{N}(x_1; 0, 1.35^2)\mathcal{N}(x_2; 0, e^{2x_1})$.

Figure on the right shows the learning curves when using IWAE and SUMO. Unless k is set very large, IWAE will at some point start optimizing the bias instead of the actual objective. The reverse KL is a non-negative quantity, so any estimate significantly below zero can be attributed to the unbounded bias. On the other hand, SUMO correctly optimizes for the objective even with a small expected cost.



5. Latent variable policies for combinatorial optimization

Let us now consider the problem of finding the maximum of a non-differentiable function, a special case of reinforcement learning without an interacting environment. For concreteness, we focus on the problem of quadratic pseudo-Boolean optimization (QPBO) where the objective is to maximize

$$\max_{\theta} \mathbb{E}_{x \sim p_{\theta}(x)} [R(x)], \quad \text{where } R(x) = \sum_{i=1} w_i(x_i) + \sum_{i < j} w_{ij}(x_i, x_j) \quad (6)$$




Figure 1: We trained latent variable models for posterior inference, which requires minimizing log probability under the model. Training with IWAE leads to optimizing for the bias while leaving the true model in an unstable state, whereas training with SUMO leads to steady convergence.

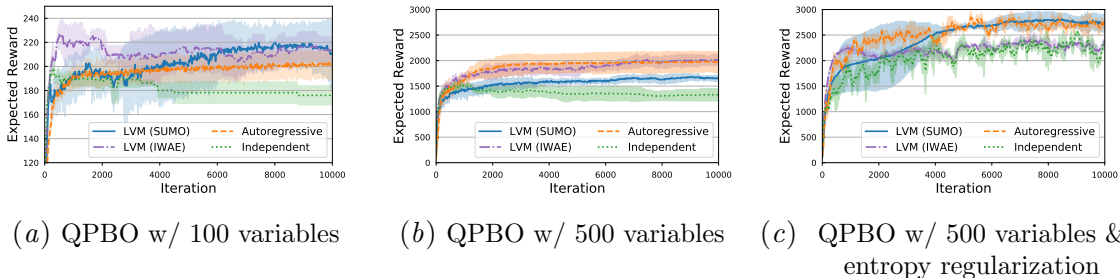


Figure 2: Latent variable policies allow faster exploration than autoregressive policy models, while being more expressive than an independent policy. SUMO works better with entropy regularization compared to IWAE.

where $\{x_i\}_{i=1}^d \in \{0, 1\}$ are binary variables. Without further assumptions, QPBO is NP-hard (Boros and Hammer, 2002). To train, we combine SUMO with the REINFORCE gradient estimator: $\nabla_{\theta} \mathbb{E}_{x \sim p_{\theta}(x)} [R(x)] = \mathbb{E}_{x \sim p_{\theta}(x)} [\mathbb{E}[R(x) \nabla_{\theta} \text{SUMO}(x)]]$.

As there exist complex dependencies between the binary variables and optimization of equation 6 requires sampling from the policy distribution $p_{\theta}(x)$, a model that is both expressive and allows efficient sampling would be ideal. Our baselines are an autoregressive policy, which captures dependencies but for which sampling must be performed sequentially, and an independent policy, which is easy to sample from but captures only a single mode. At $d = 500$, the relative time costs per iteration of training are $0.3\times$, $0.8\times$, $1.0\times$, and $19.2\times$ for independent, IWAE, SUMO, and autoregressive, respectively, with autoregressive policies increasing to an intractable cost as d increases.

6. Conclusion

We introduced SUMO, a new unbiased estimator of the log probability for latent variable models, and demonstrated tasks for which this estimator performs better than standard lower bounds. Specifically, we investigated applications involving entropy maximization where a lower bound performs poorly, but our unbiased estimator can train properly with relatively smaller amount of compute. In the future, we plan to investigate new families of gradient-based optimizers which can handle heavy-tailed stochastic gradients. It may also be fruitful to investigate the use of convex combination of consistent estimators within the SUMO approach, as any convex combination is unbiased, or to apply variance reduction methods to increase stability of training with SUMO.

References

- James Arvo and David Kirk. Particle transport and image synthesis. *ACM SIGGRAPH Computer Graphics*, 24(4):63–66, 1990.
- Robert Bamler, Cheng Zhang, Manfred Opper, and Stephan Mandt. Perturbative black box variational inference. In *Advances in Neural Information Processing Systems*. 2017.
- Alex Beatson and Ryan P. Adams. Efficient optimization of loops and limits with randomized telescoping sums. In *International Conference on Machine Learning*, 2019.
- Mikoaj Bikowski, Dougal J. Sutherland, Michael Arbel, and Arthur Gretton. Demystifying MMD GANs. In *International Conference on Learning Representations*, 2018.
- David M Blei, Andrew Y Ng, and Michael I Jordan. Latent Dirichlet allocation. *Journal of Machine Learning Research*, 3(Jan):993–1022, 2003.
- Endre Boros and Peter L Hammer. Pseudo-Boolean optimization. *Discrete Applied Mathematics*, 123(1-3):155–225, 2002.
- Yuri Burda, Roger Grosse, and Ruslan Salakhutdinov. Importance weighted autoencoders. In *International Conference on Learning Representations*, 2016.
- Ricky TQ Chen, Jens Behrmann, David Duvenaud, and Jörn-Henrik Jacobsen. Residual flows for invertible generative modeling. *Advances in Neural Information Processing Systems*, 2019.
- Siddhartha Chib. Marginal likelihood from the Gibbs output. *Journal of the American Statistical Association*, 90(432):1313–1321, 1995.
- Laurent Dinh, Jascha Sohl-Dickstein, and Samy Bengio. Density estimation using real NVP. In *International Conference on Learning Representations*, 2017.
- Paul Fearnhead, Omiros Papaspiliopoulos, and Gareth O Roberts. Particle filters for partially observed diffusions. *Journal of the Royal Statistical Society: Series B (Statistical Methodology)*, 70(4):755–777, 2008.
- George E Forsythe and Richard A Leibler. Matrix inversion by a Monte Carlo method. *Mathematics of Computation*, 4(31):127–129, 1950.
- Insu Han, Haim Avron, and Jinwoo Shin. Stochastic Chebyshev gradient descent for spectral optimization. In *Advances in Neural Information Processing Systems*, pages 7386–7396, 2018.
- Irina Higgins, Loïc Matthey, Arka Pal, Christopher Burgess, Xavier Glorot, Matthew M Botvinick, Shakir Mohamed, and Alexander Lerchner. beta-VAE: Learning basic visual concepts with a constrained variational framework. In *International Conference on Machine Learning*, 2017.
- Emiel Hoogeboom, Jorn WT Peters, Rianne van den Berg, and Max Welling. Integer discrete flows and lossless compression. *arXiv preprint arXiv:1905.07376*, 2019.

- Chin-Wei Huang, David Krueger, Alexandre Lacoste, and Aaron Courville. Neural autoregressive flows. In *International Conference on Machine Learning*, 2018.
- Chin-Wei Huang, Kris Sankaran, Eeshan Dhekane, Alexandre Lacoste, and Aaron Courville. Hierarchical importance weighted autoencoders. In *International Conference on Machine Learning*, pages 2869–2878, 2019.
- Pierre E Jacob and Alexandre H Thiery. On nonnegative unbiased estimators. *The Annals of Statistics*, 43(2):769–784, 2015.
- Pierre E Jacob, John O’Leary, and Yves F Atchadé. Unbiased Markov chain Monte Carlo with couplings. *arXiv preprint arXiv:1708.03625*, 2017.
- Matthew Johnson, David K Duvenaud, Alex Wiltschko, Ryan P Adams, and Sandeep R Datta. Composing graphical models with neural networks for structured representations and fast inference. In *Advances in Neural Information Processing Systems*, pages 2946–2954, 2016.
- Herman Kahn. Use of different Monte Carlo sampling techniques. *Santa Monica, CA: RAND Corporation*, 1955. URL <https://www.rand.org/pubs/papers/P766.html>.
- Diederik P Kingma and Max Welling. Auto-encoding variational Bayes. In *International Conference on Learning Representations*, 2014.
- Durk P Kingma and Prafulla Dhariwal. Glow: Generative flow with invertible 1x1 convolutions. In *Advances in Neural Information Processing Systems*, pages 10215–10224, 2018.
- Julius Kuti. Stochastic method for the numerical study of lattice fermions. *Physical Review Letters*, 49(3):183, 1982.
- Brenden M Lake, Ruslan Salakhutdinov, and Joshua B Tenenbaum. Human-level concept learning through probabilistic program induction. *Science*, 350(6266):1332–1338, 2015.
- Yann LeCun, Léon Bottou, Yoshua Bengio, Patrick Haffner, et al. Gradient-based learning applied to document recognition. *Proceedings of the IEEE*, 86(11):2278–2324, 1998.
- Peter Lenk. Simulation pseudo-bias correction to the harmonic mean estimator of integrated likelihoods. *Journal of Computational and Graphical Statistics*, 18(4):941–960, 2009.
- Anne-Marie Lyne, Mark Girolami, Yves Atchadé, Heiko Strathmann, Daniel Simpson, et al. On Russian roulette estimates for Bayesian inference with doubly-intractable likelihoods. *Statistical science*, 30(4):443–467, 2015.
- Don McLeish. A general method for debiasing a Monte Carlo estimator. *Monte Carlo Methods and Applications*, 17(4):301–315, 2011.
- Thomas P Minka. Expectation propagation for approximate Bayesian inference. In *Proceedings of the Seventeenth Conference on Uncertainty in Artificial Intelligence*, pages 362–369. Morgan Kaufmann Publishers Inc., 2001.

- Volodymyr Mnih, Adria Puigdomenech Badia, Mehdi Mirza, Alex Graves, Timothy Lillicrap, Tim Harley, David Silver, and Koray Kavukcuoglu. Asynchronous methods for deep reinforcement learning. In *International Conference on Machine Learning*, pages 1928–1937, 2016.
- Iain Murray and Ruslan Salakhutdinov. Evaluating probabilities under high-dimensional latent variable models. In D. Koller, D. Schuurmans, Y. Bengio, and L. Bottou, editors, *Advances in Neural Information Processing Systems 21*, pages 1137–1144. 2009.
- Radford M Neal. Annealed importance sampling. *Statistics and Computing*, 11(2):125–139, 2001.
- Radford M Neal et al. Slice sampling. *The Annals of Statistics*, 31(3):705–767, 2003.
- Michael A Newton and Adrian E Raftery. Approximate Bayesian inference with the weighted likelihood bootstrap. *Journal of the Royal Statistical Society: Series B (Methodological)*, 56(1):3–26, 1994.
- Mohammad Norouzi, Samy Bengio, Navdeep Jaitly, Mike Schuster, Yonghui Wu, Dale Schuurmans, et al. Reward augmented maximum likelihood for neural structured prediction. In *Advances In Neural Information Processing Systems*, pages 1723–1731, 2016.
- Sebastian Nowozin. Debiasing evidence approximations: On importance-weighted autoencoders and jackknife variational inference. In *International Conference on Learning Representations*, 2018.
- Aaron van den Oord, Yazhe Li, Igor Babuschkin, Karen Simonyan, Oriol Vinyals, Koray Kavukcuoglu, George van den Driessche, Edward Lockhart, Luis C Cobo, Florian Stimberg, et al. Parallel Wavenet: Fast high-fidelity speech synthesis. In *International Conference on Machine Learning*, 2018.
- Tom Rainforth, Robert Cornish, Hongseok Yang, Andrew Warrington, and Frank Wood. On nesting Monte Carlo estimators. In *International Conference on Machine Learning*, 2018a.
- Tom Rainforth, Adam R Kosiorek, Tuan Anh Le, Chris J Maddison, Maximilian Igl, Frank Wood, and Yee Whye Teh. Tighter variational bounds are not necessarily better. In *International Conference on Machine Learning*, 2018b.
- Sashank J Reddi, Satyen Kale, and Sanjiv Kumar. On the convergence of Adam and beyond. In *International Conference on Learning Representations*, 2018.
- Danilo Jimenez Rezende and Shakir Mohamed. Variational inference with normalizing flows. In *International Conference on Machine Learning*, 2015.
- Chang-han Rhee and Peter W Glynn. A new approach to unbiased estimation for SDEs. In *Proceedings of the Winter Simulation Conference*, page 17. Winter Simulation Conference, 2012.

- Chang-han Rhee and Peter W Glynn. Unbiased estimation with square root convergence for SDE models. *Operations Research*, 63(5):1026–1043, 2015.
- Francisco JR Ruiz, Michalis K Titsias, and David M Blei. Overdispersed black-box variational inference. In *Proceedings of the Thirty-Second Conference on Uncertainty in Artificial Intelligence*, 2016.
- Tomasz Rychlik. Unbiased nonparametric estimation of the derivative of the mean. *Statistics & probability letters*, 10(4):329–333, 1990.
- Tomasz Rychlik. A class of unbiased kernel estimates of a probability density function. *Applicationes Mathematicae*, 22(4):485–497, 1995.
- John Skilling. Nested sampling for general Bayesian computation. *Bayesian Analysis*, 1(4):833–859, 2006.
- Jerome Spanier and Ely M Gelbard. *Monte Carlo Principles and Neutron Transport Problems*. Addison-Wesley Publishing Company, 1969.
- Corentin Tallec and Yann Ollivier. Unbiasing truncated backpropagation through time. *arXiv preprint arXiv:1705.08209*, 2017.
- Dustin Tran, Keyon Vafa, Kumar Krishna Agrawal, Laurent Dinh, and Ben Poole. Discrete flows: Invertible generative models of discrete data. *arXiv preprint arXiv:1905.10347*, 2019.
- George Tucker, Andriy Mnih, Chris J Maddison, John Lawson, and Jascha Sohl-Dickstein. Rebar: Low-variance, unbiased gradient estimates for discrete latent variable models. In *Advances in Neural Information Processing Systems*, pages 2627–2636, 2017.
- George Tucker, Dieterich Lawson, Shixiang Gu, and Chris J Maddison. Doubly reparameterized gradient estimators for Monte Carlo objectives. In *International Conference on Learning Representations*, 2018.
- Wolfgang Wagner. Unbiased Monte Carlo evaluation of certain functional integrals. *Journal of Computational Physics*, 71(1):21–33, 1987.
- Colin Wei and Iain Murray. Markov Chain Truncation for Doubly-Intractable Inference. In *Proceedings of the 20th International Conference on Artificial Intelligence and Statistics*, 2017.
- Max Welling and Yee W Teh. Bayesian learning via stochastic gradient Langevin dynamics. In *Proceedings of the 28th International Conference on Machine Learning*, pages 681–688, 2011.
- Ronald J Williams. Simple statistical gradient-following algorithms for connectionist reinforcement learning. *Machine learning*, 8(3-4):229–256, 1992.
- Ronald J Williams and Jing Peng. Function optimization using connectionist reinforcement learning algorithms. *Connection Science*, 3(3):241–268, 1991.

Kai Xu, Akash Srivastava, and Charles Sutton. Variational Russian roulette for deep Bayesian nonparametrics. In *International Conference on Machine Learning*, pages 6963–6972, 2019.

Brian D Ziebart. *Modeling purposeful adaptive behavior with the principle of maximum causal entropy*. PhD thesis, figshare, 2010.

Appendix A. Preliminaries

A.1. Latent variable models

Latent variable models (LVMs) describe a distribution over data in terms of a mixture over unobserved quantities. Let $p_\theta(x)$ be a family of probability density (mass) functions on a data space \mathcal{X} , indexed by parameters θ . We will generally refer to this as a “density” for consistency, even when the data should be understood to be discrete; similarly we will use integrals even when the marginalization is over a discrete set. In a latent variable model, $p_\theta(x)$ is defined via a space of latent variables \mathcal{Z} , a family of mixing measures on this latent space with density denoted $p_\theta(z)$, and a conditional distribution $p_\theta(x|z)$. This conditional distribution is sometimes called an “observation model” or a conditional likelihood. We will take θ to parameterize both $p_\theta(x|z)$ and $p_\theta(z)$ in the service of determining the marginal $p_\theta(x)$ via the mixture integral:

$$p_\theta(x) := \int_{\mathcal{Z}} p_\theta(x|z)p_\theta(z) dz = \mathbb{E}_{z \sim p_\theta(z)} [p_\theta(x|z)]. \quad (7)$$

This simple formalism allows for a large range of modeling approaches, in which complexity can be baked into the latent variables (as in traditional graphical models), into the conditional likelihood (as in variational autoencoders), or into both (as in structured VAEs). The downside of this mixing approach is that the integral may be intractable to compute, making it difficult to evaluate $p_\theta(x)$ —a quantity often referred to in Bayesian statistics and machine learning as the *marginal likelihood* or *evidence*. Various Monte Carlo techniques have been developed to provide consistent and often unbiased estimators of $p_\theta(x)$, but it is usually preferable to work with $\log p_\theta(x)$ and unbiased estimation of this quantity has, to our knowledge, not been previously studied.

Algorithm 1 Computing SUMO, an unbiased estimator of $\log p(x)$.

Input: x , $m \geq 1$, encoder $q(z; x)$, decoder $p(x, z)$, $p(K)$, `reverse_cdf`(\cdot) = $\mathbb{P}(K \geq \cdot)$

```

1: Sample  $K \sim p(K)$ 
2: Sample  $\{z_k\}_{k=1}^{K+m} \stackrel{iid}{\sim} q(z; x)$ 
3:  $\log w_k \leftarrow \log p(x, z_k) - \log q(z_k; x)$ 
4:  $\mathbf{ks} \leftarrow [1, \dots, K + m]$ 
5:  $\text{cum\_iwaes} \leftarrow \log\_cumsum\_exp(\log w_k) - \log(\mathbf{ks}[k+1])$ 
6:  $\text{inv\_weights} = 1/\text{reverse\_cdf}(\mathbf{ks})$ 
return  $\text{cum\_iwaes}[m-1] + \text{sum}(\text{inv\_weights} * (\text{cum\_iwaes}[m:] - \text{cum\_iwaes}[m-1:-1]))$ 

```

A.2. Training latent variable models

Fitting a parametric distribution to observed data is often framed as the minimization of a difference between the model distribution and the empirical distribution. The most common difference measure is the forward Kullback-Leibler (KL) divergence; if $p_{\text{data}}(x)$ is the empirical distribution and $p_{\theta}(x)$ is a parametric family, then minimizing the KL divergence with respect to θ is equivalent to maximizing the likelihood:

$$D_{\text{KL}}(p_{\text{data}} || p_{\theta}) = \int_{\mathcal{X}} p_{\text{data}}(x) \log \frac{p_{\text{data}}(x)}{p_{\theta}(x)} dx = -\mathbb{E}_{\text{data}} [\log p_{\theta}(x)] + \text{const}. \quad (8)$$

Thus the optimization problem of finding the MLE parameters θ comes down to maximizing the expected log probability of the data:

$$\theta^{\text{MLE}} = \arg \min_{\theta} D_{\text{KL}}(p_{\text{data}} || p_{\theta}) = \arg \max_{\theta} \mathbb{E}_{\text{data}} [\log p_{\theta}(x)]. \quad (9)$$

Since expectations can be estimated in an unbiased manner using Monte Carlo procedures, simple subsampling of the data enables powerful stochastic optimization techniques, with stochastic gradient descent in particular forming the basis for learning the parameters of many nonlinear models. However, this requires unbiased estimates of $\nabla_{\theta} \log p_{\theta}(x)$, which are not available for latent variable models. Instead, a stochastic lower bound of $\log p_{\theta}(x)$ is often used and then differentiated for optimization.

Though many lower bound estimators (Burda et al., 2016; Bamler et al., 2017; Nowozin, 2018) are applicable, we focus on an importance-weighted evidence lower bound (Burda et al., 2016). This lower bound is constructed by introducing a proposal distribution $q(z; x)$ and using it to form an importance sampling estimate of the marginal likelihood:

$$p_{\theta}(x) = \int_{\mathcal{Z}} p_{\theta}(x | z) p_{\theta}(z) dz = \int_{\mathcal{Z}} q(z; x) \frac{p_{\theta}(x | z) p_{\theta}(z)}{q(z; x)} dz = \mathbb{E}_{z \sim q} \left[\frac{p_{\theta}(x | z) p_{\theta}(z)}{q(z; x)} \right]. \quad (10)$$

If K samples are drawn from $q(z; x)$ then this provides an unbiased estimate of $p_{\theta}(x)$ and the biased ‘‘importance-weighted autoencoder’’ estimator $\text{IWAE}_K(x)$ of $\log p_{\theta}(x)$ is given by

$$\text{IWAE}_K(x) := \log \frac{1}{K} \sum_{k=1}^K \frac{p_{\theta}(x | z_k) p_{\theta}(z_k)}{q(z_k; x)}, \quad z_k \stackrel{iid}{\sim} q(z; x). \quad (11)$$

The special case of $K = 1$ generates an unbiased estimate of the evidence lower bound (ELBO), which is often used for performing variational inference by stochastic gradient descent. While the IWAE lower bound acts as a useful replacement of $\log p_{\theta}(x)$ in maximum likelihood training, it may not be suitable for other objectives such as those that involve entropy maximization. We discuss tasks for which a lower bound estimator would be ill-suited in Section B.2.

There are two properties of IWAE that will allow us to modify it to produce an unbiased estimator: First, it is consistent in the sense that as the number of samples K increases, the expectation of $\text{IWAE}_K(x)$ converges to $\log p_{\theta}(x)$. Second, it is also monotonically non-decreasing in expectation:

$$\log p_{\theta}(x) = \lim_{K \rightarrow \infty} \mathbb{E}[\text{IWAE}_K(x)] \quad \text{and} \quad \mathbb{E}[\text{IWAE}_{K+1}(x)] \geq \mathbb{E}[\text{IWAE}_K(x)]. \quad (12)$$

These properties are sufficient to create an unbiased estimator using the Russian roulette estimator.

A.3. Russian roulette estimator

In order to create an unbiased estimator of the log probability function, we employ the Russian roulette estimator (Kahn, 1955). This estimator is used to estimate the sum of infinite series, where evaluating any term in the series almost surely requires only a finite amount of computation. Intuitively, the Russian roulette estimator relies on a randomized truncation and upweighting of each term to account for the possibility of not computing these terms.

To illustrate the idea, let $\tilde{\Delta}_k$ denote the k -th term of an infinite series. Assume the partial sum of the series $\sum_{k=1}^{\infty} \tilde{\Delta}_k$ converges to some quantity we wish to obtain. We can construct a simple estimator by always computing the first term then flipping a coin $b \sim \text{Bernoulli}(q)$ to determine whether we stop or continue evaluating the remaining terms. With probability $1 - q$, we compute the rest of the series. By reweighting the remaining future terms by $1/(1-q)$, we obtain an unbiased estimator:

$$\tilde{Y} = \tilde{\Delta}_1 + \left(\frac{\sum_{k=2}^{\infty} \tilde{\Delta}_k}{1 - q} \right) \mathbb{1}_{b=0} + (0) \mathbb{1}_{b=1} \quad \mathbb{E}[\tilde{Y}] = \tilde{\Delta}_1 + \frac{\sum_{k=2}^{\infty} \tilde{\Delta}_k}{1 - q} (1 - q) = \sum_{k=1}^{\infty} \tilde{\Delta}_k.$$

To obtain the ‘‘Russian roulette’’ (RR) estimator (Forsythe and Leibler, 1950), we repeatedly apply this trick to the remaining terms. In effect, we make the number of terms a random variable \mathcal{K} , taking values in $1, 2, \dots$ to use in the summation (i.e., the number of successful coin flips) from some distribution with probability mass function $p(K) = \mathbb{P}(\mathcal{K} = K)$ with support over the positive integers. With K drawn from $p(K)$, the estimator takes the form:

$$\hat{Y}(K) = \sum_{k=1}^K \frac{\tilde{\Delta}_k}{\mathbb{P}(\mathcal{K} \geq k)} \quad \mathbb{E}_{K \sim p(K)}[\hat{Y}(K)] = \sum_{k=1}^{\infty} \tilde{\Delta}_k. \quad (13)$$

The equality on the right hand of equation 13 holds so long as (i) $\mathbb{P}(\mathcal{K} \geq k) > 0, \forall k > 0$, and (ii) the series converges absolutely, i.e., $\sum_{k=1}^{\infty} |\tilde{\Delta}_k| < \infty$ (Chen et al. (2019); Lemma 3). This condition ensures that the average of multiple samples will converge to the value of the infinite series by the law of large numbers. However, the variance of this estimator depends on the choice of $p(K)$ and can potentially be very large or even infinite (McLeish, 2011; Rhee and Glynn, 2015; Beatson and Adams, 2019).

Appendix B. SUMO

B.1. Optimizing variance-compute product by choice of $p(K)$

To efficiently optimize a limit, one should choose an estimator to minimize the product of the second moment of the *gradient* estimates and the expected compute cost per evaluation. The choice of $p(K)$ effects both the variance and computation cost of our estimator. Denoting $\hat{G} := \nabla_{\theta} \hat{Y}$ and $\Delta_k^g := \nabla_{\theta} [\text{IWAE}_{k+1}(x) - \text{IWAE}_k(x)]$, the Russian roulette estimator is optimal across a broad family of unbiased randomized truncation estimators if the Δ_k^g are

statistically independent, in which case it has second moment $\mathbb{E}\|\hat{G}\|_2^2 = \sum_{k=1}^{\infty} \mathbb{E}\|\Delta_k^g\|_2^2 / \mathbb{P}(\mathcal{K} \geq k)$ (Beatson and Adams, 2019). While the Δ_k^g are not in fact strictly independent with our sampling procedure (Algorithm 1), and other estimators within the family may perform better, we justify our choice by showing that $\mathbb{E}\Delta_i\Delta_j$ for $i \neq j$ converges to zero much faster than $\mathbb{E}\Delta_k^2$ (Appendices D.2 & D.3). In the following, we assume independence of Δ_k^g and choose $p(K)$ to minimize the product of compute and variance.

We first show that $\mathbb{E}\|\Delta_k^g\|_2^2$ is $\mathcal{O}(1/k^2)$ (Appendix D.5). This implies the optimal compute-variance product (Rhee and Glynn, 2015; Beatson and Adams, 2019) is given by $\mathbb{P}(\mathcal{K} \geq k) \propto \sqrt{\mathbb{E}\|\Delta_k^g\|_2^2}$. In our case, this gives $\mathbb{P}(\mathcal{K} \geq k) = 1/k$, which results in an estimator with infinite expected computation and no finite bound on variance. In fact, any $p(K)$ which gives rise to provably finite variance requires a heavier tail than $\mathbb{P}(\mathcal{K} \geq k) = 1/k$ and so will have infinite expected computation.

Though we could not theoretically show that our estimator and gradients have finite variance, we empirically find that gradient descent converges—even in the setting of minimizing log probability. We plot $\|\Delta_k\|_2^2$ for the toy variational inference task used to assess signal to noise ratio in Tucker et al. (2018) and Rainforth et al. (2018b), and find that they converge faster than $\frac{1}{k^2}$ in practice (Appendix E.1). While this indicates the variance is better than the theoretical bound, an estimator having infinite expected computation cost will always be an issue as it indicates significant probability of sampling arbitrarily large K . We therefore modify the tail of the sampling distribution such that the estimator has finite expected computation:

$$\mathbb{P}(\mathcal{K} \geq k) = \begin{cases} 1/k & \text{if } k < \alpha \\ 1/\alpha \cdot (1 - 0.1)^{k-\alpha} & \text{if } k \geq \alpha \end{cases} \quad (14)$$

We typically choose $\alpha = 80$, which gives an expected computation cost of approximately 5 terms.

B.2. Applications of unbiased log probability

Here we list some applications where an unbiased log probability is useful. Using SUMO to replace existing lower bound estimates allows latent variable models to be used for new applications where a lower bound is inappropriate. As latent variable models can be both expressive and efficient to sample from, they are frequently useful in applications where the data is high-dimensional and samples from the model are needed.

Minimizing $\log p_\theta(x)$. Some machine learning objectives include terms that seek to increase the entropy of the learned model. The “reverse KL” objective—often used for training models to perform approximate posterior inferences—minimizes $\mathbb{E}_{x \sim p_\theta(x)}[\log p_\theta(x) - \log \pi(x)]$ where $\pi(x)$ is a target density that may only be known up a normalization constant. Local updates of this form are the basis of the expectation propagation procedure (Minka, 2001). This objective has also been used for distilling autoregressive models that are inefficient at sampling (Oord et al., 2018). Moreover, reverse KL is connected to the use of entropy-regularized objectives (Williams and Peng, 1991; Ziebart, 2010; Mnih et al., 2016; Norouzi et al., 2016) in decision-making problems, where the goal is to encourage the decision maker toward exploration and prevent it from settling into a local minimum.

Unbiased score function $\nabla_{\theta} \log p_{\theta}(x)$. The score function is the gradient of the log-likelihood with respect to the parameters and has uses in estimating the Fisher information matrix and performing stochastic gradient Langevin dynamics (Welling and Teh, 2011), among other applications. Of particular note, the REINFORCE gradient estimator (Williams, 1992)—generally applicable for optimizing objectives $\max_{\theta} \mathbb{E}_{x \sim p_{\theta}(x)}[R(x)]$ —is estimated using the score function. This can be replaced with the gradient of SUMO which itself is an estimator of the score function $\nabla_{\theta} \log p_{\theta}(x)$.

$$\begin{aligned} \nabla_{\theta} \mathbb{E}_{x \sim p_{\theta}(x)}[R(x)] &= \mathbb{E}_{x \sim p_{\theta}(x)}[R(x) \nabla_{\theta} \log p_{\theta}(x)] \\ &= \mathbb{E}_{x \sim p_{\theta}(x)}[R(x) \nabla_{\theta} \mathbb{E}[\text{SUMO}(x)]] \\ &= \mathbb{E}_{x \sim p_{\theta}(x)}[\mathbb{E}[R(x) \nabla_{\theta} \text{SUMO}(x)]] \end{aligned} \tag{15}$$

where the inner expectation is over the stochasticity of the SUMO estimator. Such estimators are often used for reward maximization in reinforcement learning where $p_{\theta}(x)$ is a stochastic policy.

Appendix C. Related Work

There is a long history in Bayesian statistics of marginal likelihood estimation in the service of model selection. The harmonic mean estimator (Newton and Raftery, 1994), for example, has a long (and notorious) history as a consistent estimator of the marginal likelihood that may have infinite variance (Murray and Salakhutdinov, 2009) and exhibits simulation psuedo-bias (Lenk, 2009). The Chib estimator (Chib, 1995), the Laplace approximation, and nested sampling (Skilling, 2006) are alternative proposals that can often have better properties (Murray and Salakhutdinov, 2009). Annealed importance sampling (Neal, 2001) probably represents the gold standard for marginal likelihood estimation. These, however, turn into consistent estimators at best when estimating the *log* marginal probability (Rainforth et al., 2018a). Bias removal schemes such as jackknife variational inference (Nowozin, 2018) have been proposed to debias log-evidence estimation, IWAE in particular. Hierarchical IWAE (Huang et al., 2019) uses a joint proposal to induce negative correlation among samples and connects the convergence of variance of the estimator and the convergence of the lower bound.

Russian roulette also has a long history. It dates back to unpublished work from von Neumann and Ulam, who used it to debias Monte Carlo methods for matrix inversion (Forsythe and Leibler, 1950) and particle transport problems (Kahn, 1955). It has gained popularity in statistical physics (Spanier and Gelbard, 1969; Kuti, 1982; Wagner, 1987), for unbiased ray tracing in graphics and rendering (Arvo and Kirk, 1990), and for a number of estimation problems in the statistics community (Wei and Murray, 2017; Lyne et al., 2015; Rychlik, 1990, 1995; Jacob and Thiery, 2015; Jacob et al., 2017). It has also been independently rediscovered many times (Fearnhead et al., 2008; McLeish, 2011; Rhee and Glynn, 2012; Tallec and Ollivier, 2017).

The use of Russian roulette estimation in deep learning and generative modeling applications has been gaining traction in recent years. It has been used to solve short-term bias in optimization problems (Tallec and Ollivier, 2017; Beatson and Adams, 2019). Wei and Murray (2017) estimates the reciprocal normalization constant of an unnormalized density.

Han et al. (2018) uses a similar random truncation approach to estimate the distribution of eigenvalues in a symmetric matrix. Along similar motivations with our work, Chen et al. (2019) uses this estimator to construct an unbiased estimator of the change of variables equation in the context of normalizing flows (Rezende and Mohamed, 2015), and Xu et al. (2019) uses it to construct unbiased log probability for a nonparameteric distribution in the context of variational autoencoders (Kingma and Welling, 2014).

Though we extend latent variable models to applications that require unbiased estimates of log probability and benefit from efficient sampling, an interesting family of models already fulfill these requirements. Normalizing flows (Rezende and Mohamed, 2015; Dinh et al., 2017) offer exact log probability and certain models have been proven to be universal density estimators (Huang et al., 2018). However, these models often require restrictive architectural choices with no dimensionality-reduction capabilities, and make use of many more parameters to scale up (Kingma and Dhariwal, 2018) than alternative generative models. Discrete variable versions of these models are still in their infancy and make use of biased gradients (Tran et al., 2019; Hoogeboom et al., 2019), whereas latent variable models naturally extend to discrete observations.

Appendix D. Proofs

D.1. Derivation of SUMO

Let

$$\mathbb{E}_q[\text{IWAE}_k(x)] = \mathbb{E}_{z_1, \dots, z_k \sim q(z; x)} \left[\log \frac{1}{K} \sum_{k=1}^K \frac{p_\theta(x | z_k) p_\theta(z_k)}{q(z_k; x)} \right],$$

where z_1, \dots, z_k are sampled independently from $q(z; x)$. And we define the k -th term of the infinite series $\tilde{\Delta}_k(x) := \mathbb{E}_q[\text{IWAE}_{k+1}(x)] - \mathbb{E}_q[\text{IWAE}_k(x)]$. Using the properties of IWAE in equation ??, we have $\tilde{\Delta}_k(x) \geq 0$, and

$$\begin{aligned} \sum_{k=1}^{\infty} |\tilde{\Delta}_k(x)| &= \sum_{k=1}^{\infty} \tilde{\Delta}_k(x) = \lim_{k \rightarrow \infty} \mathbb{E}_q[\text{IWAE}_k(x)] - \mathbb{E}_q[\text{IWAE}_1(x)] \\ &= \log p_\theta(x) - \mathbb{E}_q[\text{IWAE}_1(x)] < \infty, \end{aligned} \tag{16}$$

which means the series converges absolutely. This is a sufficient condition for finite expectation of the Russian roulette estimator (Chen et al. (2019); Lemma 3). Applying equation 13

to the series:

$$\log p_\theta(x) = \mathbb{E}_q[\text{IWAE}_1(x)] + \sum_{k=1}^{\infty} \tilde{\Delta}_k(x) \quad (17)$$

$$= \mathbb{E}_q[\text{IWAE}_1(x)] + \mathbb{E}_{K \sim p(K)} \left[\sum_{k=1}^K \frac{\tilde{\Delta}_k(x)}{\mathbb{P}(\mathcal{K} \geq k)} \right] \quad (18)$$

$$= \mathbb{E}_{K \sim p(K)} \left[\mathbb{E}_q[\text{IWAE}_1(x)] + \sum_{k=1}^K \frac{\mathbb{E}_q[\text{IWAE}_{k+1}(x) - \text{IWAE}_k(x)]}{\mathbb{P}(\mathcal{K} \geq k)} \right] \quad (19)$$

$$= \mathbb{E}_{K \sim p(K)} \left[\mathbb{E}_q \left[\text{IWAE}_1(x) + \sum_{k=1}^K \frac{\text{IWAE}_{k+1}(x) - \text{IWAE}_k(x)}{\mathbb{P}(\mathcal{K} \geq k)} \right] \right]. \quad (20)$$

Let $\Delta_k(x) := \text{IWAE}_{k+1}(x) - \text{IWAE}_k(x)$, Hence our estimator is constructed:

$$\text{SUMO}(x) = \text{IWAE}_1(x) + \sum_{k=1}^K \frac{\Delta_k(x)}{\mathbb{P}(\mathcal{K} \geq k)}, \quad K \sim p(K), z_k \stackrel{iid}{\sim} q(z; x). \quad (21)$$

And it can be easily seen from equation 20 and equation 21 that SUMO is an unbiased estimator of the log marginal likelihood:

$$\mathbb{E}_{K \sim p(K), z_1, \dots, z_K \sim q(z; x)} [\text{SUMO}(x)] = \log p_\theta(x). \quad (22)$$

D.2. Convergence of $\Delta_k = \text{IWAE}_{k+1} - \text{IWAE}_k$

We follow the analysis of JVI (Nowozin, 2018), which applied the delta method for moments to show the asymptotic results on the bias and variance of IWAE_k at a rate of $\mathcal{O}(\frac{1}{k})$. We build on this analysis to analyze the convergence of Δ_k .

Let $w_i = \frac{p(x|z_i)p(z_i)}{q(z_i|x)}$ and we define $Y_k := \frac{1}{k} \sum_{i=1}^k w_i$ as the sample mean and we have $\mathbb{E}[Y_k] = \mathbb{E}[w] = \mu$.

$$\begin{aligned} \text{IWAE}_k &= \log Y_k = \log [\mu + (Y_k - \mu)] \\ &= \log \mu - \sum_{t=1}^{\infty} \frac{(-1)^t}{t\mu^t} (Y_k - \mu)^t \end{aligned} \quad (23)$$

We use the central moments $\gamma_t := \mathbb{E}[(Y_k - \mu)^t]$ and $\mu_t := \mathbb{E}[(w - \mu)^t]$ for $t \geq 2$.

$$\mathbb{E}\Delta_k^2 = \mathbb{E}(\text{IWAE}_{k+1} - \text{IWAE}_k)^2 \quad (24)$$

$$= \mathbb{E} \left[\log \mu - \sum_{t=1}^{\infty} \frac{(-1)^t}{t\mu^t} (Y_{k+1} - \mu)^t - \log \mu + \sum_{t=1}^{\infty} \frac{(-1)^t}{t\mu^t} (Y_k - \mu)^t \right]^2 \quad (25)$$

$$= \mathbb{E} \left[\sum_{t=1}^{\infty} \frac{(-1)^t}{t\mu^t} [(Y_k - \mu)^t - (Y_{k+1} - \mu)^t] \right]^2 \quad (26)$$

Expanding Eq. 26 to order two gives

$$\mathbb{E}\Delta_k^2 = \mathbb{E} \left[-\frac{1}{\mu}(Y_k - \mu - Y_{k+1} + \mu) + \frac{1}{2\mu^2} [(Y_k - \mu)^2 - (Y_{k+1} - \mu)^2] \right]^2 + o(k^{-2}) \quad (27)$$

$$= \frac{1}{\mu^2} \mathbb{E} \left[Y_{k+1} - Y_k + \frac{1}{2\mu}(Y_k + Y_{k+1} - 2\mu)(Y_k - Y_{k+1}) \right]^2 + o(k^{-2}) \quad (28)$$

$$= \frac{1}{\mu^2} \mathbb{E} \left[2(Y_{k+1} - Y_k) + \frac{1}{2\mu}(Y_k + Y_{k+1})(Y_k - Y_{k+1}) \right]^2 + o(k^{-2}) \quad (29)$$

Since we use cumulative sum to compute Y_k and Y_{k+1} , we obtain $Y_{k+1} = \frac{kY_k + w_{k+1}}{k+1}$.

$$\implies \mathbb{E}\Delta_k^2 = \frac{1}{\mu^2} \mathbb{E} \left[2\frac{w_{k+1} - 1}{k+1} + \left(\frac{w_{k+1} + \frac{2k+1}{k+1} \sum_{i=1}^k w_k}{2k\mu} \right) \left(\frac{w_{k+1} - 1}{k+1} \right) \right]^2 + o(k^{-2}) \quad (30)$$

We note that $\frac{w_{k+1}-1}{k+1} = \mathcal{O}(\frac{1}{k})$ and $\frac{w_{k+1} + \frac{2k+1}{k+1} \sum_{i=1}^k w_k}{2k\mu} = \mathcal{O}(1)$. Therefore Δ_k is $\mathcal{O}(\frac{1}{k})$, and $\mathbb{E}\Delta_k^2 = \mathcal{O}(\frac{1}{k^2})$.

D.3. Convergence of $\Delta_k \Delta_j$

From the previous proof, we have

$$\Delta_k = 2\mu \frac{w_{k+1} - 1}{k+1} + \left(\frac{w_{k+1} + \frac{2k+1}{k+1} \sum_{i=1}^k w_k}{2k} \right) \left(\frac{w_{k+1} - 1}{k+1} \right)$$

Without loss of generality, suppose $j \geq k+1$,

$$\mathbb{E}\Delta_k \Delta_j = \mathbb{E} \left[\left(\sum_{t=1}^{\infty} \frac{(-1)^t}{t\mu^t} [(Y_k - \mu)^t - (Y_{k+1} - \mu)^t] \right) \left(\sum_{t=1}^{\infty} \frac{(-1)^t}{t\mu^t} [(Y_j - \mu)^t - (Y_{j+1} - \mu)^t] \right) \right] \quad (31)$$

For clarity, let $C_k = Y_k - \mu$ be the zero-mean random variable. Nowozin (2018) gives the relations

$$\mathbb{E}[C_k^2] = \gamma_2 = \frac{\mu_2}{k} \quad (32)$$

$$\mathbb{E}[C_k^3] = \gamma_3 = \frac{\mu_3}{k^2} \quad (33)$$

$$\mathbb{E}[C_k^4] = \gamma_4 = \frac{3\mu_2^2}{k^2} + \frac{\mu_4 - 3\mu_2^2}{k^3} \quad (34)$$

$$\mathbb{E}\Delta_k \Delta_j = \mathbb{E} \left[\left(\sum_{t=1}^{\infty} \frac{(-1)^t}{t\mu^t} (C_k^t - C_{k+1}^t) \right) \left(\sum_{t=1}^{\infty} \frac{(-1)^t}{t\mu^t} (C_j^t - C_{j+1}^t) \right) \right] \quad (35)$$

Expanding both the sums inside the brackets to order two:

$$\mathbb{E}\Delta_k\Delta_j \approx \mathbb{E}\frac{1}{\mu^2}(C_{k+1} - C_k)(C_{j+1} - C_j) \quad (1)$$

$$- \mathbb{E}\frac{1}{2\mu^3}(C_{k+1}^2 - C_k^2)(C_{j+1} - C_j) \quad (2)$$

$$- \mathbb{E}\frac{1}{2\mu^3}(C_{k+1} - C_k)(C_{j+1}^2 - C_j^2) \quad (3)$$

$$+ \mathbb{E}\frac{1}{4\mu^4}(C_{k+1}^2 - C_k^2)(C_{j+1}^2 - C_j^2) \quad (4)$$

We will proceed by bounding each of the terms (1), (2), (3), (4). First, we decompose C_j . Let $B_{k,j} := \frac{1}{j} \sum_{i=k+1}^j (w_i - \mu)$.

$$C_j = \frac{1}{j} \left(kC_k + \sum_{i=k+1}^j (w_i - \mu) \right) = \frac{k}{j}C_k + \frac{1}{j} \sum_{i=k+1}^j (w_i - \mu) = \frac{k}{j}C_k + B_{k,j} \quad (36)$$

We know that $B_{k,j}$ is independent of C_k and $\mathbb{E}[B_{k,j}] = 0$, implying $\mathbb{E}[C_k B_{k,j}] = 0$. Note $C_j^2 = \frac{k^2}{j^2}C_k^2 + 2\frac{k}{j}C_k B_{k,j} + B_{k,j}^2$.

Now we show that (1) is zero:

$$\begin{aligned} \mathbb{E}\left[\frac{1}{\mu^2}(C_{k+1} - C_k)(C_{j+1} - C_j)\right] &= \frac{1}{\mu^2}\mathbb{E}\left[C_{k+1}\frac{k+1}{j+1} + C_{k+1}B_{j+1,k+1} \right. \\ &\quad \left. - \frac{k+1}{j}C_{k+1}^2 - B_{j,k+1}C_{k+1} - C_k\frac{k}{j+1} \right. \\ &\quad \left. - C_k B_{j+1,k} + \frac{k}{j}C_k^2 + C_k B_{j,k}\right] \\ &= \frac{1}{\mu^2}\mathbb{E}\left[-\frac{k+1}{j(j+1)}C_{k+1}^2 + C_k^2\frac{k}{j(j+1)}\right] \\ &= \frac{1}{\mu^2}\left[-\frac{k+1}{j(j+1)}\frac{\mu_2}{k+1} + \frac{\mu_2}{k}\frac{k}{j(j+1)}\right] = 0 \end{aligned}$$

We now investigate (2):

$$\begin{aligned} \mathbb{E}\left[-\frac{1}{2\mu^3}(C_{k+1}^2 - C_k^2)(C_{j+1} - C_j)\right] &= \frac{1}{2\mu^3}\mathbb{E}\left[C_k^3\frac{k}{j+1} + C_k^2 B_{j+1,k} - C_k^3\frac{k}{j} - C_k^2 B_{j,k} \right. \\ &\quad \left. + C_{k+1}^3\frac{k+1}{j+1} + C_{k+1}^2 B_{j,k} + \frac{k}{j}C_k^2 + C_k B_{j+1,k}\right] \\ &= \frac{1}{\mu^2}\mathbb{E}\left[-\frac{k+1}{j(j+1)}C_{k+1}^2 + C_k^2\frac{k}{j(j+1)}\right] \\ &= \frac{1}{2\mu^3}\left[-\frac{\mu_3}{kj(j+1)} + \frac{\mu_3}{(k+1)j(j+1)}\right] = -\frac{\mu_3}{2\mu^3}\left[\frac{1}{k(k+1)j(j+1)}\right] \end{aligned}$$

We now show that (3) is zero:

$$\begin{aligned}
 \mathbb{E}\left[\frac{1}{2\mu^3}(C_{k+1} - C_k)(C_j^2 - C_{j+1}^2)\right] &= \frac{1}{2\mu^3}\mathbb{E}[C_{k+1}C_j^2 - C_{k+1}C_{j+1}^2 - C_kC_j^2 + C_kC_{j+1}^2] \\
 &= \frac{1}{2\mu^3}\left[\frac{\mu_3}{j^2} - \frac{\mu_3}{(j+1)^2} - \frac{\mu_3}{j^2} + \frac{\mu_3}{(j+1)^2}\right] \\
 &= 0
 \end{aligned}$$

Finally, we investigate (4):

$$\mathbb{E}\left[\frac{1}{4\mu^4}(C_{k+1}^2 - C_k^2)(C_{j+1}^2 - C_j^2)\right]$$

Using the relation in equation 34, we have

$$\mathbb{E}[C_k^2C_j^2] = \mathbb{E}\left[C_k^2\left(\frac{k^2}{j^2}C_k^2 + \frac{2k}{j}C_kB_{j,k} + B_{j,k}^2\right)\right] \quad (37)$$

$$= \frac{k^2}{j^2}\gamma_4 + \gamma_2\frac{(j-k)\mu_2}{j^2} \quad (38)$$

$$= \frac{(2k+j-3)\mu_2^2 + \mu_4}{j^2k} \quad (39)$$

$$\begin{aligned}
 \mathbb{E}\left[\frac{1}{4\mu^4}(C_{k+1}^2 - C_k^2)(C_{j+1}^2 - C_j^2)\right] &= \frac{(2k+j-3)\mu_2^2 + \mu_4}{j^2k} - \frac{(2k+j-2)\mu_2^2 + \mu_4}{(j+1)^2k} \\
 &\quad - \frac{(2k+j-1)\mu_2^2 + \mu_4}{j^2(k+1)} + \frac{(2k+j)\mu_2^2 + \mu_4}{(j+1)^2(k+1)} \\
 &= \frac{(j^2 - 5j - 3)\mu_2^2}{j^2(j+1)^2k(k+1)} - \frac{\mu_4}{(j+1)^2k(k+1)} \\
 &= \frac{j^2(\mu_2^2 - \mu_4) - (5j+3)\mu_2^2}{j^2(j+1)^2k(k+1)} \\
 &= \mathcal{O}(j^{-2}k^{-2})
 \end{aligned}$$

In summary, $\mathbb{E}\Delta_k\Delta_j$ is $\mathcal{O}(k^{-2}j^{-2})$.

D.4. Gradient of SUMO

Assume that $\nabla_\theta \text{SUMO}$ is bounded: it is sufficient that $\nabla_\theta \text{IWAE}_1$ is bounded and that the sampling probabilities are chosen such that the partial sums of $\frac{\nabla_\theta \Delta_k}{\mathbb{P}(\mathcal{K} \geq k)}$ converge, i.e. $\mathbb{P}(\mathcal{K} \geq k) > ck\|\nabla_\theta \Delta_k\|$ for some constant c . Then we have $\mathbb{E}[\nabla_\theta \text{SUMO}(x)] = \nabla_\theta \mathbb{E}[\text{SUMO}(x)] = \nabla_\theta \log p_\theta(x)$ directly by the dominated convergence theorem, as long as SUMO is everywhere differentiable, which is satisfied by all of our experiments. If ReLU neural networks are to be used, one may be able to show the same property using Theorem 5 of [Bikowski et al. \(2018\)](#), assuming finite higher moments and Lipschitz constant.

D.5. Convergence of $\nabla(\text{IWAE}_{k+1} - \text{IWAE}_k)$

The IWAE log likelihood estimate is:

$$\mathcal{L}_k = \log \left(\frac{1}{k} \sum_{i=1}^k \frac{p_\theta(x, z_i)}{q_\psi(z_i|x)} \right)$$

The gradient of this with respect to λ , where λ is either θ or ψ , is

$$\frac{d\mathcal{L}_k}{d\lambda} = \frac{1}{\sum_{i=1}^k \frac{p_\theta(x, z_i)}{q_\psi(z_i|x)}} \sum_{i=1}^k \frac{d}{d\lambda} \frac{p_\theta(x, z_i)}{q_\psi(z_i|x)}$$

We abbreviate $w_i := \frac{p_\theta(x, z_i)}{q_\psi(z_i|x)}$, and $\nu_i = \frac{dw_i}{d\lambda}$. In both $\lambda = \psi$ and $\lambda = \theta$ cases, it suffices to treat the w_i and ν_i as i.i.d. random variables with finite variance and expectation. Being a likelihood ratio, w_i could be ill behaved when the importance sampling distribution $q_\psi(z_i|x)$ is particularly mismatched from the true posterior $p(z_i|x) = \frac{p_\theta(x, z_i)}{\mathbb{E}_{z \sim p(z)} p_\theta(x, z)}$. However, the analysis from IWAE (Burda et al., 2016) requires assuming that the likelihood ratios $w_i = \frac{p_\theta(x, z_i)}{q_\psi(z_i|x)}$ are bounded, and we adopt this assumption. Reasoning about when this assumption holds, and the behavior of IWAE-like estimators when it does not, is an interesting area for future work.

Consider the differences between two gradients: we label Δ^g as follows:

$$\Delta_k^g := \frac{d\mathcal{L}_{k+1}}{d\lambda} - \frac{d\mathcal{L}_k}{d\lambda}$$

We have:

$$\begin{aligned} \Delta_k^g &= \frac{1}{\sum_{i=1}^{k+1} w_i} \nu_{k+1} + \left(\frac{1}{\sum_{i=1}^{k+1} w_i} - \frac{1}{\sum_{i=1}^k w_i} \right) \sum_{i=1}^k \nu_i \\ &= \frac{1}{\sum_{i=1}^{k+1} w_i} \nu_{k+1} + \frac{w_{k+1}}{\left(\sum_{i=1}^{k+1} w_i \right) \left(\sum_{i=1}^k w_i \right)} \sum_{i=1}^k \nu_i \end{aligned}$$

We again let Y_k denote the k th sample mean $\frac{1}{k} \sum_i w_i$. Then:

$$\Delta_k^g = \frac{1}{k Y_k} \nu_{k+1} + \frac{w_{k+1}}{(k+1) Y_k Y_{k+1}} \bar{\nu}_k$$

The sample means Y_k and $\bar{\nu}_k$ have finite expectation and variance. The variance vanishes as $k \rightarrow \infty$ (but the expectation does not change).

$$\begin{aligned} \mathbb{E} \|\Delta_k^g\|_2^2 &= \frac{1}{k^2} \mathbb{E} \left\| \frac{\nu_{k+1}}{Y_k} + \frac{k}{k+1} \frac{w_{k+1} \bar{\nu}_k}{Y_k Y_{k+1}} \right\|_2^2 \\ \text{Let } \frac{\nu_{k+1}}{Y_k} + \frac{k}{k+1} \frac{w_{k+1} \bar{\nu}_k}{Y_k Y_{k+1}} &:= \phi_k \\ \implies \mathbb{E} \|\Delta_k^g\|_2^2 &= \frac{1}{k^2} \|\mathbb{E} \phi_k\|_2^2 + \frac{1}{k^2} \text{Var}(\phi_k) \end{aligned}$$

The second term vanishes at a rate strictly faster than $\frac{1}{k^2}$: the variance of ϕ_k goes to zero as $k \rightarrow \infty$. But the first term does not: ϕ_k is a biased estimator of ϕ_∞ so $\mathbb{E}\phi_k$ does change with k , but it does not necessarily go to zero:

$$\mathbb{E}\phi_\infty = \mathbb{E}\left[\frac{\nu}{\mathbb{E}w} + \frac{k}{k+1} \frac{w\mathbb{E}\nu}{(\mathbb{E}w)^2}\right] = \frac{\mathbb{E}\nu}{\mathbb{E}w}$$

Thus, $\mathbb{E}\|\Delta_k^g\|_2^2$ is at most $\mathcal{O}(\frac{1}{k^2})$.

Appendix E. Additional Empirical Results

E.1. Empirical Confirmation on the Convergence of $\mathbb{E}\Delta_k^2$ and $\mathbb{E}\|\Delta_k^g\|_2^2$

We measure the Δ_k^2 and $\|\Delta_k^g\|_2^2$ on a toy example to verify the convergence rates empirically. We re-implement the toy Gaussian example from Rainforth et al. (2018b); Tucker et al. (2018). The generative model is $p_\theta(x, z) = \mathcal{N}(z|\theta, I)\mathcal{N}(x|z, I)$, where both x and z are in \mathbb{R}^D . The encoder is $q_\phi(z|x) = \mathcal{N}(z|Ax+b, \frac{2}{3}I)$, where $\phi = (A, b)$. The synthetic dataset was generated with $D = 20$ and $N = 1000$ data points using the true model parameter θ_{true} from a standard Gaussian. Alongside $\|\Delta_k\|_2^2$, we plot several reference convergence rates such as $\mathcal{O}(1/k^c)$, $c > 1$, and $\mathcal{O}(c^k)$, $c < 1$, as a visual guide. The results are shown in Figure 3. Following the setup in Rainforth et al. (2018b), we sample a group of model parameters close to the optimal values which are perturbed by Gaussian noise from $\mathcal{N}(0, 0.01^2)$. The gradient Δ_k^g is taken w.r.t. the model parameter θ .

E.2. Bias-Variance Tradeoff via Gradient Clipping

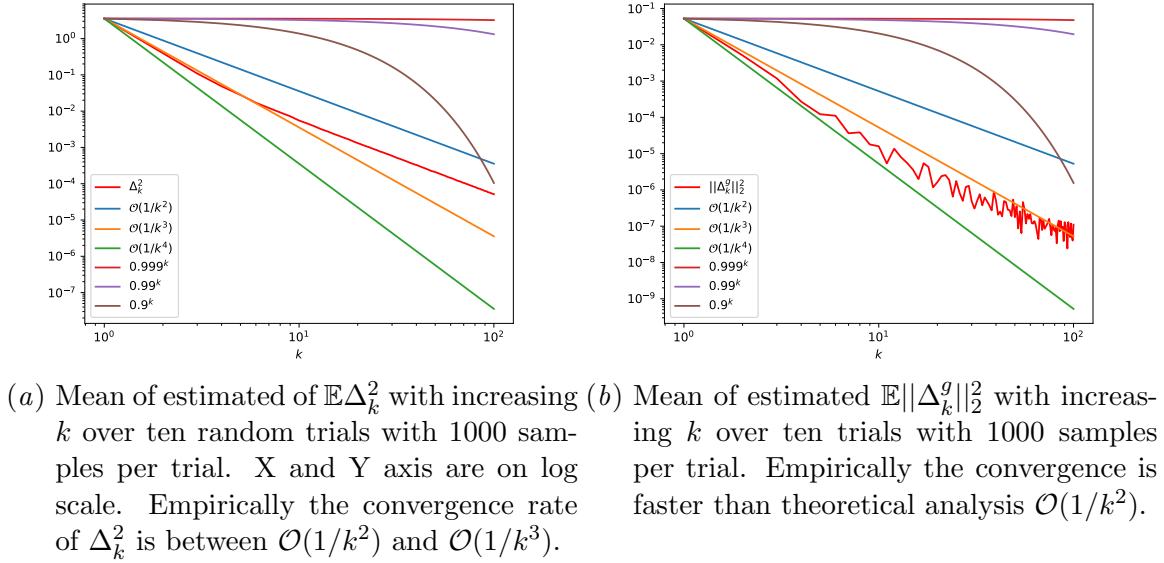
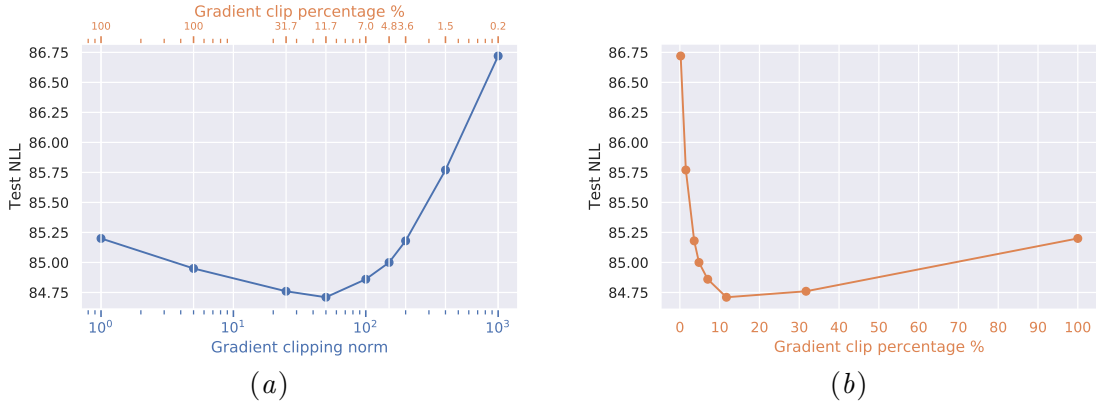
While SUMO is unbiased, its variance is extremely high or potentially infinite. This property leads to poor performance compared to lower bound estimates such as IWAE when maximizing log-likelihood. In order to obtain models with competitive log-likelihood values, we can make use of gradient clipping. This allows us to ignore rare gradient samples with extremely large values due to the heavy-tailed nature of its distribution.

Gradient clipping introduces bias in favor of reduced variance. Figure 4 shows how the performance changes as a function of the clipping value, and more importantly, the percentage of clipped gradients. As shown, neither full clipping and no clipping are desirable. We performed this experiment after reporting the results in Table 1, so this grid search was not used to tune hyperparameter for our experiments. As bias is introduced, we do not use gradient clipping for entropy maximization or policy gradient (REINFORCE).

E.3. Experimental Setup

E.3.1. DENSITY MODELING EXPERIMENTS

The prior $p(z)$ is a 50-dimensional standard Gaussian distribution. The conditional distributions $p(x_i|z)$ are independent Bernoulli, with the decoder parameterized by two hidden layers, each with 200 tanh units. The approximate posterior $q(z;x)$ is also a 50-dimensional Gaussian distribution with diagonal covariance, whose mean and variance are both parameterized by two hidden layers with 200 tanh units. All the models are trained using a batch size of 100 and an Amsgrad optimizer (Reddi et al., 2018) with parameters $lr = 0.001$,


 Figure 3: Empirical validation of the convergence rate of the norms of Δ and Δ^g .

 Figure 4: Test negative log-likelihood against the gradient clipping norm and clipping percentage, when training with SUMO ($k=15$).

$\beta_1 = 0.9$, $\beta_2 = 0.999$ and $\epsilon = 10^{-4}$. The learning rate is reduced by factor 0.8 with a patience of 50 epochs. We use gradient norm scaling in both the inference and generative networks. We train SUMO using the same architecture and hyperparameters as IWAE except the gradient clipping norm. We set the gradient norm to 5000 for encoder and $\{20, 40, 60\}$ for decoder in SUMO. For IWAE, the gradient norm is fixed to 10 in all the experiments. We report the performance of models with early stopping if no improvements have been observed for 300 epochs on the validation set.

We add additional plots of the test NLL against the norm and percentage of gradients clipped for the decoder in Figure 4. The plot is based on MNIST with expected number of compute $k = 15$. Gradient clipping was not used in the other experiments except the density modeling ones, where it can be used as a tool to obtain a better bias-variance trade-off.

E.3.2. REVERSE KL AND COMBINATORIAL OPTIMIZATION

These two tasks use the same encoder and decoder architecture: one hidden layer with tanh non-linearities and 200 hidden units. We set the latent state to be of size 20. The prior is a standard Gaussian with diagonal covariance, while the encoder distribution is a Gaussian with parameterized diagonal covariance. For reverse KL, we used independent Gaussian conditional likelihoods for $p(x|z)$, while for combinatorial optimization we used independent Bernoulli conditional distributions. We found it helps stabilize training for both IWAE and SUMO to remove momentum and used RMSprop with learning rate 0.00005 and epsilon 1e-3 for fitting reverse KL. We used Adam with learning rate 0.001 and epsilon 1e-3, plus standard hyperparameters for the combinatorial optimization problems. SUMO used an expected compute of 15 terms, with $m = 5$ and the tail-modified telescoping Zeta distribution.