

AVID: Adapting Video Diffusion Models to World Models

Marc Rigter, Tarun Gupta, Agrin Hilmkil, Chao Ma

Keywords: world models, diffusion models, model-based reinforcement learning, black-box adaptation

Summary

Reinforcement learning (RL) is highly effective in domains that can be easily simulated. However, in problems such as robotic manipulation, accurate simulation is challenging and gathering large amounts of real-world data is impractical. A potential solution lies in leveraging widely-available unlabelled videos to train world models that simulate the consequences of actions. If the world model is accurate, it can be used to generate synthetic data to optimize decision-making via RL. Image-to-video diffusion models are already capable of generating highly realistic synthetic videos. However, these models are not action-conditioned, and the most powerful models are closed-source which means they cannot be finetuned. In this work, we propose to adapt pretrained video diffusion models to action-conditioned world models, without access to the parameters of the pretrained model. Our approach, AVID, trains an adapter on a small domain-specific dataset of action-labelled videos. AVID uses a learned mask to modify the intermediate outputs of the pretrained model and generate accurate action-conditioned videos. We evaluate AVID on video game and real-world robotics data, and show that it generally outperforms baselines for diffusion adaptation in video and image metrics. AVID demonstrates that pretrained video models have the potential to be powerful tools for generating synthetic data for RL agents. In future work, we wish to investigate how the improved data generation accuracy translates to model-based RL performance.

Contribution(s)

1. Proposing to adapt pre-trained video diffusion models to action-conditioned world models under the assumption that we do not have access to the parameters of the pretrained model, but can access the pretrained model outputs at each diffusion step.
Context: Existing work on adapting video models to action-conditioned world models finetunes the original model (Seo et al., 2022; Wu et al., 2024). In our work, we assume that the pretrained model cannot be finetuned and we only have access to its outputs at each diffusion step. The goal is to train an adapter that modifies these outputs so that the resulting model can generate accurate action-conditioned samples that are suitable for use in model-based RL.
2. AVID, a novel approach to adding conditioning to pretrained diffusion models. AVID applies a learned mask to the outputs of a pretrained model, and combines them with action-conditioned outputs generated by a domain-specific adapter.
Context: AVID can be thought of as learning an adapter that “guides” the original video model towards a valid action-conditioned sample. We demonstrate that AVID performs well in terms of image and video accuracy metrics for the synthetic videos produced. However, we do not evaluate the performance of using this data to train RL agents in the model-based RL setting. We wish to do this in future work.

AVID: Adapting Video Diffusion Models to World Models

Marc Rigter¹, Tarun Gupta¹, Agrin Hilmkil¹, Chao Ma¹

Contact: marcrigter@gmail.com

¹Microsoft Research

Abstract

Reinforcement learning (RL) is highly effective in domains that can be easily simulated. However, in problems such as robotic manipulation, accurate simulation is challenging and gathering large amounts of real-world data is impractical. A potential solution lies in leveraging widely-available unlabelled videos to train world models that simulate the consequences of actions. If the world model is accurate, it can be used to generate synthetic data to optimize decision-making via RL. Image-to-video diffusion models are already capable of generating highly realistic synthetic videos. However, these models are not action-conditioned, and the most powerful models are closed-source which means they cannot be finetuned. In this work, we propose to adapt pretrained video diffusion models to action-conditioned world models, without access to the parameters of the pretrained model. Our approach, AVID, trains an adapter on a small domain-specific dataset of action-labelled videos. AVID uses a learned mask to modify the intermediate outputs of the pretrained model and generate accurate action-conditioned videos. We evaluate AVID on video game and real-world robotics data, and show that it outperforms existing baselines for diffusion adaptation in video and image metrics¹. AVID demonstrates that pretrained video models have the potential to be powerful tools for generating synthetic data for RL agents. In future work, we wish to investigate how the improved data generation accuracy translates to model-based RL performance.

1 Introduction

Large generative models trained on web-scale data have driven rapid improvement in natural language processing (Brown, 2020; Touvron et al., 2023; Achiam et al., 2023), image generation (Rombach et al., 2022), and video generation (OpenAI, 2024). The potential for scaling to unlock further progress in sequential-decision making domains has invoked a surge of interest in foundation models for decision-making and reinforcement learning (RL) agents (Reed et al., 2022), particularly for robotics applications (Brohan et al., 2022; 2023). However, the difficulty of generating action-labelled data in real-world domains remains a significant bottleneck (Padalkar et al., 2023). This raises the question of how to utilize widely-available unlabelled videos to bootstrap RL agents (Baker et al., 2022; Bruce et al., 2024). One promising approach is to use video data to learn a *world model* (Ha & Schmidhuber, 2018), a model that predicts the consequences of actions and acts as a learned simulator. Such a model can be used to optimize decision-making for downstream tasks via model-based RL (Hafner et al., 2021) or planning (Schrittwieser et al., 2020).

Current image and video diffusion models are highly adept at generating text-conditioned synthetic data (Podell et al., 2023; Zhang et al., 2023b; Blattmann et al., 2023). If actions can be expressed as natural language, these models have the potential to be used out-of-the-box for decision-making (Kapelyukh et al., 2023; Zhu et al., 2024b). However, in many real-world domains the core

¹Qualitative results are at sites.google.com/view/avid-world-model-adapters/home

challenge is optimizing low-level actions, such as joint angles in robotics, and therefore using natural language as the only interface is insufficient. To overcome this limitation, one option is to fine-tune a pre-trained model to condition on low-level actions for a domain-specific dataset (Seo et al., 2022). Another possibility is to apply existing adapter architectures such as ControlNet (Zhang et al., 2023a), to add action-conditioning by modifying the activations inside the original model. However, the parameters for state-of-the-art video diffusion models are usually not available publicly (LumaAI, 2024; OpenAI, 2024; RunwayML, 2024), which rules out these approaches.

In this work we address the problem of exploiting a pretrained video diffusion model to generate action-conditioned predictions *without access to the parameters of the pretrained model*. Inspired by the recent work from Yang et al. (2024b), we instead assume that we only have access to the noise predictions of the pretrained diffusion model. We propose AVID, a domain-specific adapter that conditions on actions and modifies the noise predictions of the pretrained model to generate accurate action-conditioned predictions. To train the adapter, we assume that we have access to a domain-specific dataset of action-labelled videos. The core contributions of our work are:

- Proposing to adapt pre-trained video diffusion models to action-conditioned world models under the assumption that we do not have access to the parameters of the pretrained model, but can access the pretrained model outputs at each diffusion step.
- AVID, a novel approach to adding conditioning to pretrained diffusion models. AVID applies a learned mask to the outputs of a pretrained model, and combines them with conditional outputs learned by a domain-specific adapter.

We evaluate AVID on video game data, as well as real-world robotics data where we use a 1.4B parameter model trained on internet-scale data as the pretrained model (Xing et al., 2023). Our results show that our approach outperforms existing baselines in terms of metrics of video and image accuracy. AVID obtains a considerable benefit from using the pretrained model, even with limited access to the model. AVID is a step towards utilizing pretrained video models to generate unlimited and accurate synthetic data for RL. In future work, we wish to investigate the effectiveness of AVID at training model-based RL agents.

2 Preliminaries

Denoising Diffusion Probabilistic Models (DDPM) Diffusion models (Ho et al., 2020; Sohl-Dickstein et al., 2015) are a class of generative models. Consider a sequence of positive noise scales, $0 < \beta_1, \beta_2, \dots, \beta_N < 1$. In the forward process, for each training data point $\mathbf{x}_0 \sim p_{\text{data}}(\mathbf{x})$, a Markov chain $\mathbf{x}_0, \mathbf{x}_1, \dots, \mathbf{x}_N$ is constructed such that $p(\mathbf{x}_i | \mathbf{x}_{i-1}) = \mathcal{N}(\mathbf{x}_i; \sqrt{1 - \beta_i}\mathbf{x}_{i-1}, \beta_i \mathbf{I})$. Therefore, $p_{\alpha_i}(\mathbf{x}_i | \mathbf{x}_0) = \mathcal{N}(\mathbf{x}_i; \sqrt{\alpha_i}\mathbf{x}_0, (1 - \alpha_i)\mathbf{I})$, where $\alpha_i := \prod_{j=1}^i (1 - \beta_j)$. We denote the perturbed data distribution as $p_{\alpha_i}(\mathbf{x}_i) := \int p_{\text{data}}(\mathbf{x}) p_{\alpha_i}(\mathbf{x}_i | \mathbf{x}) d\mathbf{x}$. The noise scales are chosen such that \mathbf{x}_N is distributed according to $\mathcal{N}(\mathbf{0}, \mathbf{I})$. Define $s(\mathbf{x}_i, i)$ to be the score function of the perturbed data distribution: $s(\mathbf{x}_i, i) := \nabla_{\mathbf{x}_i} \log p_{\alpha_i}(\mathbf{x}_i)$, for all i . Samples can be generated from a diffusion model via Langevin dynamics by starting from $\mathbf{x}_N \sim \mathcal{N}(\mathbf{0}, \mathbf{I})$ and following the recursion:

$$\mathbf{x}_{i-1} = \frac{1}{\sqrt{1 - \beta_i}}(\mathbf{x}_i + \beta_i s_{\theta}(\mathbf{x}_i, i)) + \sqrt{\beta_i} \mathbf{z}, \quad (1)$$

where s_{θ} is a learned approximation to the true score function s , and \mathbf{z} is a sample from the standard normal distribution. If we reparameterize the sampling of the noisy data points according to: $\mathbf{x}_i = \sqrt{\alpha_i}\mathbf{x}_0 + \sqrt{1 - \alpha_i}\epsilon$, where $\epsilon \sim \mathcal{N}(\mathbf{0}, \mathbf{I})$, we observe that $\nabla_{\mathbf{x}_i} \log p_{\alpha_i}(\mathbf{x}_i | \mathbf{x}_0) = -\frac{\epsilon}{\sqrt{1 - \alpha_i}}$. Therefore, we can define the estimated score function in terms of a function ϵ_{θ} that predicts the noise ϵ used to generate each sample

$$s_{\theta}(\mathbf{x}_i, i) := -\frac{\epsilon_{\theta}(\mathbf{x}_i, i)}{\sqrt{1 - \alpha_i}}. \quad (2)$$

The noise prediction model ϵ_{θ} is trained to optimize the objective

$$\theta^* = \theta \mathbb{E}_{\mathbf{x}_0 \sim p_{\text{data}}(\mathbf{x}), \epsilon \sim \mathcal{N}(\mathbf{0}, \mathbf{I}), i \sim \mathcal{U}(\{1, 2, \dots, N\})} [\|\epsilon - \epsilon_{\theta}(\sqrt{\alpha_i}\mathbf{x}_0 + \sqrt{1 - \alpha_i}\epsilon, i)\|^2]. \quad (3)$$

To add a conditioning signal to the diffusion model, the denoising can be trained with an additional conditioning signal $\epsilon_\theta(\mathbf{x}_i, i, c)$, where c is the desired conditioning signal.

Probabilistic Adaptation of Diffusion Models Yang et al. (2024b) proposes to model the problem of diffusion model adaptation via a product of experts. Given a pretrained model $p_{\text{pre}}(\mathbf{x})$ and a small domain specific video model $p_{\text{adapt}}(\mathbf{x})$, the final adapted model is defined as the following product of expert (PoE) distribution:

$$p_{\text{PoE}} := \frac{p_{\text{pre}}(\mathbf{x})p_{\text{adapt}}(\mathbf{x})}{Z},$$

which generates samples that are likely under both of the original models, with the aim of maintaining strong video quality from $p_{\text{pre}}(\mathbf{x})$ and the desired domain-specific quality from $p_{\text{adapt}}(\mathbf{x})$. In practice, p_{PoE} is intractable. To sample from the PoE, the authors propose to compose their scores:

$$\epsilon_{\text{PoE}}(\mathbf{x}_i, i, c) := \epsilon_{\text{pre}}(\mathbf{x}_i, i, c) + \epsilon_{\text{adapt}}(\mathbf{x}_i, i, c),$$

and pass the combined score to a DDPM sampler.

3 Adapting Video Diffusion Models to World Models (AVID)

3.1 Problem Setting

In the context of video diffusion models each datapoint is a video, $\mathbf{x} = [x^0, x^1, \dots, x^{T-1}]$, where x^τ indicates a video frame. Note that we use superscript indices, x^τ , to indicate steps in time, and subscript indices, \mathbf{x}_i , to indicate steps in a diffusion process. We assume that we have access to a pretrained image-to-video diffusion model ϵ_{pre} , that is trained on web-scale data. Given an initial image, x^0 , the image-to-video model ϵ_{pre} generates a synthetic video $\hat{\mathbf{x}} = [x^0, \hat{x}^1, \dots, \hat{x}^{T-1}]$.

We consider each video to be a sequence of observations generated by a partially observable Markov decision process (POMDP) (Kaelbling et al., 1998), with corresponding action sequence $\mathbf{a} = [a^0, a^1, \dots, a^{T-1}]$. For each domain, we assume access to a dataset of action-labelled videos, $\mathcal{D} = \{(\mathbf{x}, \mathbf{a}), \dots\}$. Given a new initial image, x^0 , and action sequence \mathbf{a} , the goal is to generate a synthetic video $\hat{\mathbf{x}}$ that accurately depicts the ground-truth realization of the actions. Given a reward function, R , the synthetic data generated can be used to optimize the reward via model-based RL (Sutton, 1991). In this work, we focus on synthetic data generation.

To utilize the pretrained model ϵ_{pre} , we need to add action-conditioning to the model as accurate videos cannot be generated without the actions. Adding a new conditioning signal to a pretrained diffusion model is well-explored in previous works (Zhang et al., 2023a; Mou et al., 2024; Mokady et al., 2023). However, most existing works assume access to the parameters of the pretrained model. In this work, we assume that we *do not have access to the parameters of the pretrained model*.

3.2 Limitations of naive adaptation of Yang et al. (2024b)

Yang et al. (2024b) propose to adapt a pretrained diffusion model to a specific use-case without access to its weights by composing (omitting the prior strength λ):

$$\epsilon_{\text{PoE}}(\mathbf{x}_i, i, c) := \epsilon_{\text{pre}}(\mathbf{x}_i, i, c) + \epsilon_{\text{adapt}}(\mathbf{x}_i, i, c) \quad (4)$$

However, this method has a fundamental limitation that it will produce biased samples. To see this, consider the following forward diffusion process

$$d\mathbf{x} = -\frac{1}{2}\beta(t)\mathbf{x}dt + \sqrt{\beta(t)}dW,$$

where t indicates continuous time. Assume the initial target distribution at $t = 0$ is $p_0(\mathbf{x}) := p_{\text{PoE}} = \frac{p_{\text{pre}}(\mathbf{x})p_{\text{adapt}}(\mathbf{x})}{Z}$. Notice that the transition kernel can be written as (Särkkä & Solin, 2019):

$$p(\mathbf{x}_t|\mathbf{x}_0) = \mathcal{N}(\mathbf{x}_t; \mathbf{x}_0 e^{-\frac{1}{2} \int_0^t \beta(s)ds}, I - I e^{-\int_0^t \beta(s)ds})$$

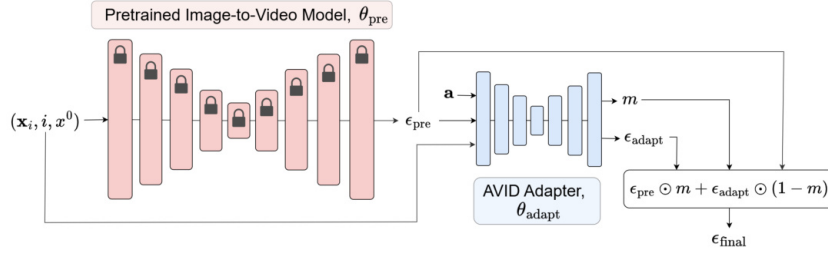


Figure 1: Overview of AVID world model adapter architecture.

Therefore, for $\forall t > 0$, the resulting distribution is the convolution $p_t(\mathbf{x}_t) = p_0(\mathbf{x}_0) * \mathcal{N}(\mathbf{x}_t - \mathbf{x}_0 e^{-\frac{1}{2} \int_0^t \beta(s) ds}; 0, I - I e^{-\int_0^t \beta(s) ds})$. Due to the fact that convolution does not distribute over multiplication, the resulting score $s(\mathbf{x}_t, t)$ cannot be expressed as a sum of the two individual score functions:

$$\begin{aligned} s(\mathbf{x}_t, t) &= \nabla_{\mathbf{x}_t} \log \left[p_0(\mathbf{x}_0) * \mathcal{N}(\mathbf{x}_t - \mathbf{x}_0 e^{-\frac{1}{2} \int_0^t \beta(s) ds}; 0, I - I e^{-\int_0^t \beta(s) ds}) \right] \\ &\neq \nabla_{\mathbf{x}_t} \log \left[p_{0, \text{pre}}(\mathbf{x}_0) * \mathcal{N}(\mathbf{x}_t - \mathbf{x}_0 e^{-\frac{1}{2} \int_0^t \beta(s) ds}; 0, I - I e^{-\int_0^t \beta(s) ds}) \right] \\ &\quad + \nabla_{\mathbf{x}_t} \log \left[p_{0, \text{adapt}}(\mathbf{x}_0) * \mathcal{N}(\mathbf{x}_t - \mathbf{x}_0 e^{-\frac{1}{2} \int_0^t \beta(s) ds}; 0, I - I e^{-\int_0^t \beta(s) ds}) \right] \end{aligned}$$

As a result, the true noise prediction of the target distribution also cannot be expressed as a sum: $\epsilon_{\text{PoE}}(\mathbf{x}_t, t, c) \neq \epsilon_{\text{pre}}(\mathbf{x}_t, t, c) + \epsilon_{\text{adapt}}(\mathbf{x}_t, t, c)$. Therefore, the composition in Equation 4 does not hold and will result in biased samples (Du et al., 2023). In the following section, we propose AVID to overcome this limitation. Rather than attempting to compose two independently trained models, AVID uses the outputs of the pretrained model to train an adapter that directly optimizes the denoising loss.

3.3 Adapting Video Diffusion Models to World Models (AVID)

AVID is a new approach for diffusion model adaptation that does not require access to the pretrained model. The motivation for AVID is that while pretrained image-to-video models can generate *realistic* videos, they cannot generate videos that are *accurate* with respect to a given sequence of actions. To achieve accuracy, the pretrained model must be guided towards the correct generation for the action sequence. However, as our experiments show, techniques such as classifier(-free) guidance do not perform well in this setting. AVID addresses this by training a lightweight adapter to adjust the output of the pretrained model to achieve accurate action-conditioned video predictions.

AVID trains an adapter that takes the output of the pretrained model as an input. AVID learns to generate a mask, and uses this mask to combine the outputs of the pretrained model with those of the adapter. The final combined output is used to compute the standard denoising loss, and the adapter parameters are trained to optimize this loss. We train the AVID adapter using samples (\mathbf{x}, \mathbf{a}) from the action-labelled dataset. For the pretrained image-to-video model ϵ_{pre} we assume that we do not have to access to its parameters, θ_{pre} , but we can run inference using the model to obtain its noise predictions. To do this, we input a noisy video, $\mathbf{x}_i \in \mathbb{R}^{T \times h \times w \times c}$, initial image, $x^0 \in \mathbb{R}^{h \times w \times c}$, and diffusion step, i , to the pretrained image-to-video model to obtain its noise prediction, $\epsilon_{\text{pre}}(\mathbf{x}_i, i, x_0) \in \mathbb{R}^{T \times h \times w \times c}$. The parameters of the pretrained model ϵ_{pre} are not modified.

The adapter that we train is a 3D UNet (Ho et al., 2022c; Ronneberger et al., 2015) consisting of a sequence of spatio-temporal blocks with residual connections. Each spatio-temporal block consists of a 3D convolution, spatial attention, and temporal attention (Ho et al., 2022c). The UNet takes as input a tensor of shape $\mathbb{R}^{T \times h \times w \times 3c}$. The input consists of the noisy video, \mathbf{x}_i , the output of the pretrained model, $\epsilon_{\text{pre}}(\mathbf{x}_i, i, x_0)$, and the initial image x^0 repeated T times across the time dimension. These three inputs are concatenated channel-wise to create the input tensor.

The adapter is also conditioned on the diffusion step i and the sequence of actions \mathbf{a} . For noisy video \mathbf{x}_i we embed the diffusion timestep according to a learned embedding table to get the diffusion step embedding e_i . For each timestep τ of the noisy video \mathbf{x}_i we embed the corresponding action a^τ to compute the action embedding e_a^τ using an embedding table for discrete actions or a linear layer for continuous actions. In each block, these two embeddings are concatenated and processed by an MLP to compute the scale and shift parameters, γ^τ and β^τ , for the τ^{th} frame. These parameters scale and shift the feature maps of the τ^{th} frame after each 3D convolution (Perez et al., 2018).

To inject the correct action-conditioning into the predictions made by the pretrained model, the adapter needs to erase incorrect motions predicted by the pretrained model and add the correct motion. To facilitate this, the adapter outputs a tensor of shape $\mathbb{R}^{T \times h \times w \times (c+1)}$ consisting of a mask, $m \in \mathbb{R}^{T \times h \times w \times 1}$ which is bounded between 0 and 1 by a sigmoid layer, and the noise prediction from the adapter ϵ_{adapt} . The mask is then used to combine the noise predictions from the pretrained model and the adapter according to:

$$\epsilon_{\text{final}}(\mathbf{x}_i, \mathbf{a}, i, x_0) = \epsilon_{\text{pre}} \odot m + \epsilon_{\text{adapt}} \odot (1 - m), \quad (5)$$

where \odot denotes the Hadamard product, and the mask is broadcast across all c channels. The parameters of the adapter model, θ_{adapt} , are optimized to minimise the standard unweighted denoising loss using ϵ_{final} :

$$\mathcal{L}(\theta_{\text{adapt}}) = \mathbb{E}_{(\mathbf{x}, \mathbf{a}) \sim \mathcal{D}, \epsilon \sim \mathcal{N}(\mathbf{0}, \mathbf{I}), i \sim \mathcal{U}(\{1, 2, \dots, N\})} \|\epsilon_{\text{final}}(\mathbf{x}_i, \mathbf{a}, i, x_0) - \epsilon\|^2. \quad (6)$$

In the case where ϵ_{pre} is a latent diffusion model, we assume that we can also run inference on the corresponding encoder and decoder. For each training example, we first encode the video: $\mathbf{z} = \text{enc}(\mathbf{x})$ where $\mathbf{z} \in \mathbb{R}^{T \times h' \times w' \times c'}$, and add noise to this latent representation of the video to produce noisy latent \mathbf{z}_i . The rest of the pipeline proceeds in the same manner, except that the initial image x^0 is replaced by the latent corresponding to the first frame, z^0 , and the noisy video \mathbf{x}_i is replaced by the noisy latent \mathbf{z}_i . The adapter loss in Equation 6 predicts the noise added to the latent sample, and we decode the sampled latent to generate the final video.

4 Experiments

We evaluate AVID in two different domains with different pretrained base models. Details about the datasets are provided in Appendix 9.1 and details about the pretrained models are in Appendix 9.2. As the focus of our work is on training lightweight adapters with limited compute, we compare adapter models with limited parameters under a computational budget.

Progen Progen is a benchmark for generalization in RL (Cobbe et al., 2020). In our evaluation, the pretrained model is a pixel-space image-to-video diffusion model (Ho et al., 2022c) trained on videos sampled from 15 out of the 16 procedurally generated games of Progen, excluding the 16th game Coinrun. The adaptation approaches are trained using an action-labelled dataset sampled from Coinrun. At each timestep, the discrete action is one of 15 possible keypad inputs, and the models are trained on sequences of 10 frames. Each adaptation approach is limited to 3 days of training on a single A100 GPU. We test three dataset sizes, *Coinrun100k/500k/2.5M*, evaluate the models on a held-out test set of initial frames and actions.

RT1 + DynamiCrafter In this benchmark, the pretrained model is DynamiCrafter (Xing et al., 2023) which is currently one of the best performing image-to-video models in the VBench image-to-video leaderboard (Huang et al., 2024). DynamiCrafter is a latent image-to-video diffusion model that uses the autoencoder from Stable Diffusion (Rombach et al., 2022) and a 1.4B parameter 3D UNet trained on web-scale video data. As DynamiCrafter is a latent diffusion model, we assume that we can run inference on the encoder and decoder as described in Section 3.3. For the action-labelled dataset we use the RT1 dataset (Brohan et al., 2022) which consists of real-world robotics videos. The action at each step is a 7 dimensional continuous vector corresponding to the movement and rotation of the end effector and opening or closing of the gripper. The models are trained on trajectories of 16 frames. Each adaptation approach is limited to 7 days of training on $4 \times$ A100 GPUs, and is evaluated using a held-out test set of ground truth trajectories.

4.1 Baselines

We compare AVID with several baselines, both with and without access to the parameters of the pretrained model. Further details, including hyperparameter tuning, are in Appendix 9.5.

Full access to pretrained model parameters:

- *Action-Conditioned Finetuning* – tunes all of the parameters of the pretrained model on the action-conditioned dataset. To add action-conditioning, we first compute an action embedding according to Section 3.3. For Procgen and RT1, we concatenate and add the action embeddings with the time step embeddings respectively.
- *Language-Conditioned Finetuning* – finetunes the pretrained model using a language description of each video. The language is embedded using CLIP (Radford et al., 2021) and conditioned upon using cross-attention following Xing et al. (2023).
- *ControlNet* (Zhang et al., 2023a) – freezes the parameters of the pretrained model and makes a *trainable copy* of its UNet encoder. The trainable part of the model is conditioned on a new signal, and connected to the decoder in the original model via convolutions which are initialised to zero. In our work, we use ControlNet to add action-conditioning.
- *ControlNet Small* – ControlNet still has a large number of trainable parameters. ControlNet Small freezes the pretrained model in the same way as ControlNet, but reduces the number of trainable parameters to a similar amount to AVID by decreasing the number of channels in the layers of the UNet encoder. A learned projection at each layer projects the activations of the smaller model to match the number of channels in the pretrained base model.

No access to pretrained model parameters For a fair comparison to AVID, we evaluate the following approaches which either do not leverage the pretrained model or, like AVID, assume access to only noise predictions from the pretrained model:

- *Action-Conditioned Diffusion* – We train an action-conditioned diffusion model $\epsilon_\theta(\mathbf{x}_i, \mathbf{a}, i, x_0)$ from scratch, with the same number of parameters and same UNet architecture as AVID.
- *Classifier Guidance* (Dhariwal & Nichol, 2021) – We train a classifier $f_\phi(\mathbf{a}|\mathbf{x}_i)$ on noisy images \mathbf{x}_i to predict actions. With weighting w , the classifier is used to steer the diffusion sampling process towards samples consistent with the actions. The final noise prediction becomes:

$$\bar{\epsilon}_{\text{final}}(\mathbf{x}_i, \mathbf{a}, i, x_0) = \epsilon_{\text{pre}}(\mathbf{x}_i, i, x_0) - \sqrt{1 - \bar{\alpha}_t} w \nabla_{\mathbf{x}_i} \log f_\phi(\mathbf{a}|\mathbf{x}_i).$$

- *Product of Experts* – Inspired by Yang et al. (2024b), we add action conditioning to a pretrained video diffusion model by adding its score to an action-conditioned model. We train a small video diffusion model on action conditioned data $\epsilon_{\text{adapt}}(\mathbf{x}_i, \mathbf{a}, i, x_0)$, and compute the final denoising prediction as a weighted sum of predictions from the pretrained and action-conditioned models:

$$\bar{\epsilon}_{\text{final}}(\mathbf{x}_i, \mathbf{a}, i, x_0) = \lambda_p \epsilon_{\text{adapt}}(\mathbf{x}_i, \mathbf{a}, i, x_0) + (1 - \lambda_p) \epsilon_{\text{pre}}(\mathbf{x}_i, i, x_0),$$

where λ_p controls the strength of the pretrained prior during video generation.

- *Action Classifier-Free Guidance* (Ho & Salimans, 2021) – We train a small action-conditioned diffusion model $\epsilon_{\text{adapt}}(\mathbf{x}_i, \mathbf{a}, i, x_0)$ while randomly removing the action conditioning ($\mathbf{a} = \emptyset$) during training with probability $p = 0.2$. We then compute the final denoising prediction as:

$$\bar{\epsilon}_{\text{final}}(\mathbf{x}_i, \mathbf{a}, i, x_0) = \epsilon_{\text{pre}}(\mathbf{x}_i, i, x_0) + \lambda_a (\epsilon_{\text{adapt}}(\mathbf{x}_i, \mathbf{a}, i, x_0) - \epsilon_{\text{adapt}}(\mathbf{x}_i, \mathbf{a} = \emptyset, i, x_0)).$$

Note that unlike standard classifier-free guidance this approach combines predictions from two separate models, ϵ_{pre} and ϵ_{adapt} , which are trained on different data.

4.2 Evaluation

For evaluation, we use a set of 1024 held-out test videos and their corresponding action sequences. We generate 1024 synthetic videos by conditioning the models on each initial frame and action sequence, and compare the generated videos against the ground truth using the following metrics:

- *Action Error Ratio* – To assess the consistency between the videos and the action sequences, we train a model to predict actions from real videos. The Action Error Ratio is the ratio of errors obtained by using this model on generated videos, divided by the error obtained on real videos. More details are in Appendix 9.3.
- *FVD* (Cobbe et al., 2019) – measures the similarity between feature distributions of generated and real video sequences in the I3D network (Carreira & Zisserman, 2017), accounting for both spatial quality and temporal coherence.
- *FID* (Heusel et al., 2017) – compares the feature distributions of all real and generated images in the Inception-v3 network (Szegedy et al., 2015), measuring the quality and variety of the images.
- *SSIM* (Wang et al., 2004) – compares each ground truth and generated image, focusing on luminance, contrast, and structural information.
- *PSNR* (Hore & Ziou, 2010) – is computed using the mean squared error between each ground truth and generated video, and thus computes the distance between the videos in pixel-space.
- *LPIPS* (Zhang et al., 2018) – compares the similarity between the features representations of each ground truth and predicted image using the VGG network (Simonyan & Zisserman, 2015).

We bold results within 2% of the best performance in each model size category. We also compute normalized metrics by normalizing each value between 0 and 1. Details are in Appendix 9.4.

4.3 Results

Qualitative Results Examples of generated videos are in Figures 2 and 3, with further examples in Appendix 8.5 and at sites.google.com/view/genbot-avid/home. We observe for both RT1 and Coinrun that the action-conditioned diffusion model trained from scratch fails to maintain consistency with the original conditioning image: objects in the initial image disappear in later frames in the video. The videos generated by PoE are blurry, and sometimes appear like two superimposed videos. In contrast, the videos generated by AVID are consistent throughout. In both AVID and action-conditioned diffusion, we observe that the motion in the generated videos is accurate compared to the ground truth motion. The pretrained base models do not generate accurate videos for either domain (Appendix 8.5). The masks generated by AVID are visualised in Figures 2 and 3. The lighter parts of the mask show that the pretrained models predictions are predominantly used by AVID for maintaining background textures. The mask is reduced nearer to 0 around the robot arm in RT1 and the character in Coinrun, showing that the adapter outputs are predominantly used for action-relevant parts of the video. In Appendix 8.6 we show that AVID can be used to generate predictions for different actions given the same initial frame.

Quantitative Results To evaluate overall performance, in Figures 4a and 4b we plot the normalized performance averaged across all evaluation metrics. AVID obtains similar or slightly better overall performance compared to ControlNet/ControlNet Small on both Coinrun500k and RT1. Note that unlike ControlNet variants, AVID does not require access to the weights of the original pretrained model. For RT1, we observe that training an action-conditioned diffusion model performs slightly worse than AVID at the largest model size. For Coinrun500k, AVID significantly outperforms action-conditioned diffusion at the larger model size. As the number of trainable parameters is reduced, the performance of action-conditioned diffusion declines much more quickly than AVID in both domains, and therefore AVID is considerably stronger at smaller model sizes. In Figure 4c we plot the overall performance of these three approaches against the Coinrun dataset size. A similar trend is observed for all approaches as dataset size is modified.




Figure 2: Top three rows: Examples of videos generated for RT1 (extended in Figure 7, Appendix 8.5). Bottom row: Mask generated in downsampled latent space by AVID. White indicates the mask is set to 1 and black indicates the mask is set to 0.




Figure 3: Top three rows: Examples of videos generated for Coinrun 500k (extended in Figure 8, Appendix 8.5). Bottom row: Mask generated by AVID where white indicates the mask is set to 1 and black indicates the mask is set to 0.

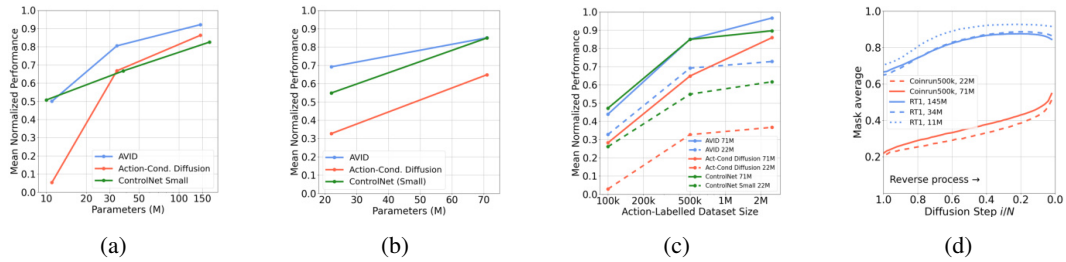


Figure 4: (a) RT1 averaged normalized performance versus parameter count. (b) Coinrun500k averaged normalized performance versus parameter count. (c) Coinrun averaged normalized performance versus dataset size. Details on metric normalization are in Appendix 9.4. (d) Average mask (m) values of AVID throughout diffusion process.

In Figure 4d we plot the average mask value at each step of the diffusion process. On RT1 AVID has a higher mask value, and therefore uses the pretrained model more heavily than on Coinrun. This is likely because the backgrounds in RT1 are mostly static and DynamiCrafter is a strong model. We

	Method	Action Err. Ratio ↓	FVD ↓	FID ↓	SSIM ↑	LPIPS ↓	PSNR ↑
Medium	AVID (Ours) (22M)	1.257	28.5	8.07	0.666	0.192	22.4
	Action-Conditioned Diffusion (22M)	1.500	41.6	8.95	0.562	0.284	18.7
	Product of Experts (22M)	1.601	101.8	9.96	0.584	0.281	19.1
	Action Classifier-Free Guidance (22M)	1.966	191.1	13.09	0.454	0.3495	17.5
	ControlNet-Small (22M)	1.465	34.7	8.49	0.652	0.205	21.9
Large	AVID (Ours) (71M)	1.154	23.1	7.33	0.713	0.161	23.8
	Action-Conditioned Diffusion (71M)	1.216	31.3	7.78	0.648	0.220	20.9
	Product of Experts (71M)	1.247	84.8	9.07	0.651	0.229	21.0
	Action Classifier-Free Guidance (71M)	2.079	188.7	13.05	0.463	0.341	17.7
	ControlNet (71M)	1.418	18.5	7.16	0.758	0.128	25.5
Full	Pretrained Base Model (97M)	3.855	204.0	13.03	0.451	0.352	17.3
	Classifier Guidance	4.070	192.9	12.68	0.450	0.351	17.4
	Action-Conditioned Finetuning (97M)	1.227	14.1	6.52	0.761	0.120	25.8

Table 1: Results for Coinrun 500k dataset. Methods trained for 3 days on a single A100. Shading indicates method requires access to the model parameters. Brackets indicate trainable parameters.

	Method	Action Err. Ratio ↓	FVD ↓	FID ↓	SSIM ↑	LPIPS ↓	PSNR ↑
Small	AVID (Ours) (11M)	2.572	54.0	4.344	0.811	0.166	24.5
	Action-Conditioned Diffusion (11M)	2.238	80.4	5.329	0.767	0.226	22.9
	Product of Experts (11M)	2.859	89.9	5.276	0.790	0.201	23.6
	Action Classifier-Free Guidance (11M)	3.503	104.8	4.858	0.737	0.217	22.2
	ControlNet-Small (10M)	2.640	38.6	3.730	0.811	0.169	23.4
Medium	AVID (Ours) (34M)	1.907	38.7	3.645	0.831	0.150	25.0
	Action-Conditioned Diffusion (34M)	1.737	36.7	4.038	0.813	0.172	24.3
	Product of Experts (34M)	2.421	61.7	4.533	0.813	0.175	24.4
	Action Classifier-Free Guidance (34M)	3.129	71.4	4.690	0.748	0.205	22.6
	ControlNet-Small (38M)	2.227	35.0	3.539	0.821	0.162	24.0
Large	AVID (Ours) (145M)	1.609	39.3	3.436	0.842	0.142	25.3
	Action-Conditioned Diffusion (145M)	1.384	24.9	3.504	0.817	0.153	24.6
	Product of Experts (145M)	1.947	47.0	4.026	0.819	0.160	24.8
	Action Classifier-Free Guidance (145M)	3.188	79.3	4.775	0.748	0.205	22.8
	ControlNet-Small (170M)	1.779	30.0	3.375	0.832	0.153	24.4
Full	Pretrained Base Model (1.4B)	4.183	237.6	5.432	0.712	0.228	20.6
	Classifier Guidance	4.182	213.1	6.005	0.683	0.250	19.8
	ControlNet (654M)	1.708	27.1	3.248	0.836	0.148	24.5
	Action-Conditioned Finetuning (1.4B)	1.297	24.2	2.965	0.852	0.134	25.6
	Language-Conditioned Finetuning (1.4B)	3.859	33.7	3.511	0.812	0.177	22.1

Table 2: Quantitative results for RT1 dataset. Methods trained for 7 days on $4 \times$ A100. Shading indicates method requires access to the model parameters. Brackets indicate trainable parameters.

see that the mask values are lower at diffusion steps where the noise level is high. This indicates that the adapter model is more responsible for generating low-frequency information, such as the positions of objects, which is defined early in the reverse process. Towards the end of the reverse process, where fine details are generated (Ho et al., 2020), the pretrained model is relied on more.

The values for every evaluation metric are reported in Tables 1 and 2. For Coinrun500k, AVID performs the best for every evaluation metric at the smaller 22M model size. For the larger model size of 71M, AVID performs the second best for most metrics to ControlNet, but obtains the best performance for Action Error Ratio. In RT1, AVID is the strongest in the metrics that make frame-wise comparisons (SSIM/LPIPS/PSNR) across all model sizes. In our setting, where the goal is to generate accurate videos according to the input action sequence, these metrics are more suitable than comparing the overall distribution of images and videos (i.e. FID and FVD) (Zhu et al., 2024a). ControlNet Small generally obtains the best performance for FVD and FID, while Action-Conditioned Diffusion is consistently the best for Action Error Ratio. Poor performance was obtained for Classifier Guidance and Action Classifier-Free Guidance across both domains. For standard implementations of classifier(-free) guidance, the unconditional model is trained on data from the target domain. In contrast, in our setting the pretrained models are not trained on data from Coinrun or RT1 which may explain the lackluster performance of these methods. Product of Experts also performed poorly (PoE). However, for PSNR and SSIM, PoE did slightly outperform both of the models from which it is composed.

Across both domains, finetuning the pretrained model with action conditioning is the strongest baseline. However, like the ControlNet variants, this requires access to the weights of the pretrained model which we assume we do not have access to. In comparison, finetuning with language instead of action conditioning results in poor performance in all metrics except FID and FVD, demonstrating that fine-grained action conditioning is necessary to generate accurate synthetic videos.

AVID Ablations We evaluate the following two ablations of AVID: *No Mask* (NM): The output adapter does not output a mask. Instead, the outputs of the pretrained model and adapter are directly

added: $\epsilon_{\text{final}} = \epsilon_{\text{pre}} + \epsilon_{\text{adapt}}$. *No Conditioning* (NC): The adapter is no longer conditioned on the output of the pretrained model, ϵ_{pre} . Results for the ablations are in Table 3. For NM, performance across most metrics is worse for RT1, but similar for Coinrun500k. For NC, the performance on most metrics gets significantly worse for both Coinrun500k and RT1. Output conditioning enables AVID to observe errors in the pretrained output and then immediately make corrections. In contrast, NC has slower feedback to correct the pretrained model output as discussed in Zavatski et al. (2023).

	Method	Action Err. Ratio ↓	FVD ↓	FID ↓	SSIM ↑	LPIPS ↓	PSNR ↑
Coinrun 500k Large	AVID (Ours) (71M)	1.154	23.1	7.33	0.713	0.161	23.8
	No Mask (71M)	1.136	22.2	7.15	0.721	0.158	24.0
	No Conditioning (71M)	1.141	27.8	8.02	0.682	0.189	22.3
RT1 Large	AVID (Ours) (145M)	1.609	39.3	3.436	0.842	0.142	25.3
	No Mask (145M)	1.769	44.1	3.533	0.836	0.146	25.3
	No Conditioning (145M)	1.775	36.2	3.550	0.827	0.149	25.0

Table 3: Results for AVID ablations (extended in Table 6, Appendix 8.2).

5 Related Work

Here, we provide an overview of related work. An extended discussion is in the appendix, Section 7.

Diffusion for Decision-Making Many works utilise diffusion models for generating actions (Pearce et al., 2023; Janner et al., 2022). However, the focus of our work is on generating action-conditioned synthetic data for world modelling (Ha & Schmidhuber, 2018), which can be used downstream for planning (Hafner et al., 2021). SynTHER (Lu et al., 2024) employs an unconditional diffusion model to generate synthetic data for RL. Other works (Alonso et al., 2024; Yang et al., 2024a; Rigter et al., 2024b; Hu et al., 2023; Zhang et al., 2024) utilise diffusion models to train action-conditioned world models. All of these works train the diffusion model from scratch. In our work, the focus is on making effective use of a pretrained video diffusion model to leverage web-scale pretraining.

Video Pre-Training for World Models To address the scarcity of action-labeled real-world data, several studies have investigated using unlabeled videos to enhance the efficiency of world model training. Seo et al. (2022) and Wu et al. (2024) pre-train an autoregressive video prediction model, which is later fine-tuned with action-labeled data. Mendonca et al. (2023) develop a world model from videos of humans by defining a high-level action space that is shared between both embodiments. Another approach involves learning latent actions from videos (Bruce et al., 2024; Schmidt & Jiang, 2024). Our work integrates video pre-training by utilizing a pre-trained video diffusion model, with the distinction that we do not have access to the weights of the original model.

Adding Controllability to Diffusion Models Classifier guidance (Dhariwal & Nichol, 2021) adds conditioning to a pretrained diffusion model using a separate classifier. Classifier-free guidance (Ho & Salimans, 2021) achieves stronger empirical performance but requires the model to be trained with conditioning signals, rendering it unsuitable for post-hoc application to a pretrained model. Recent advancements include ControlNet (Zhang et al., 2023a) and T2I-Adapter (Mou et al., 2024), which introduce conditional control to pretrained diffusion models by freezing the original UNet and injecting additive signals into the pretrained network. However, these techniques are not applicable in our context as they require access to the original model’s weights, which we assume are inaccessible.

Compositional Generative Models Our work is related to compositional generative models, where generative models are combined probabilistically (Liu et al., 2022; Nie et al., 2021; Du et al., 2020; Zhou et al., 2024). Yang et al. (2024b) modifies the style of a pretrained video diffusion model by combining it’s output with a domain-specific diffusion model that is trained independently. Unlike Yang et al. (2024b), the focus of our work is on adding action-conditioning to a pretrained model for model-based RL, and our experiments demonstrate that the approach proposed by Yang et al. (2024b) works poorly in our setting.

6 Discussion

Limitations AVID adapters are tailored to a specific pretrained model and therefore cannot be composed with different models. Developing a method that works across different pretrained models is an exciting direction for future work. AVID does not require access to pretrained model weights, but it does require access to intermediate predictions during denoising, including the outputs of the encoder and decoder in the case of latent diffusion. Many closed-source APIs do not provide access to these quantities, and therefore we advocate for model providers to provide API access to the outputs of the denoising model and autoencoder to facilitate more flexible use of their models.

In the RT1 domain we found that training an action-conditioned diffusion model from scratch resulted in the best Action Error Ratio, despite the videos being less visually accurate. For some downstream applications, such as model-based RL or planning, action consistency might be the most important performance metric. If this is the case, training from scratch may be the preferred approach for some domains. A core limitation of this work is that we did not investigate how the image and video accuracy metrics we used for evaluation translate to decision-making performance via RL or planning. Existing works (Rigter et al., 2024a; Pearce et al., 2024) provide some evidence that world model accuracy leads to better decision-making and RL performance. A core priority in future work is investigating the effectiveness of AVID for developing stronger model-based RL agents in real-world domains such as robotics.

Conclusion We introduced the novel problem of adapting pretrained video diffusion models to action-conditioned world models without requiring access to the pretrained model’s parameters. Our proposed approach, AVID, generates accurate videos with similar performance to ControlNet variants without requiring access to the pretrained model parameters. AVID obtains superior overall performance to existing baselines that do not require access to the internals of the pretrained model. Our results demonstrate that AVID benefits from the pretrained model by maintaining better consistency with the initial image across both pixel-space and latent diffusion models.

As general image-to-video diffusion models continue to advance in capability, our findings highlight the considerable potential of adapting these models to world models that are suitable for planning and decision-making in challenging real-world domains such as robotics. This work represents an initial step in that direction. In future research, we aim to use synthetic data generated by AVID adapters for model-based RL in real-world robotics domains.

References

- Josh Achiam, Steven Adler, Sandhini Agarwal, Lama Ahmad, Ilge Akkaya, Florencia Leoni Aleman, Diogo Almeida, Janko Altenschmidt, Sam Altman, Shyamal Anadkat, et al. GPT-4 technical report. *arXiv preprint arXiv:2303.08774*, 2023.
- Eloi Alonso, Adam Jelley, Vincent Micheli, Anssi Kanervisto, Amos Storkey, Tim Pearce, and François Fleuret. Diffusion for world modeling: Visual details matter in atari. *arXiv preprint arXiv:2405.12399*, 2024.
- Bowen Baker, Ilge Akkaya, Peter Zhokov, Joost Huizinga, Jie Tang, Adrien Ecoffet, Brandon Houghton, Raul Sampedro, and Jeff Clune. Video pretraining (VPT): Learning to act by watching unlabeled online videos. *Advances in Neural Information Processing Systems*, 35:24639–24654, 2022.
- Andreas Blattmann, Tim Dockhorn, Sumith Kulal, Daniel Mendelevitch, Maciej Kilian, Dominik Lorenz, Yam Levi, Zion English, Vikram Voleti, Adam Letts, et al. Stable video diffusion: Scaling latent video diffusion models to large datasets. *arXiv preprint arXiv:2311.15127*, 2023.
- Anthony Brohan, Noah Brown, Justice Carbajal, Yevgen Chebotar, Joseph Dabis, Chelsea Finn, Keerthana Gopalakrishnan, Karol Hausman, Alex Herzog, Jasmine Hsu, et al. RT-1: Robotics transformer for real-world control at scale. *arXiv preprint arXiv:2212.06817*, 2022.

- Anthony Brohan, Noah Brown, Justice Carbajal, Yevgen Chebotar, Xi Chen, Krzysztof Choromanski, Tianli Ding, Danny Driess, Avinava Dubey, Chelsea Finn, et al. RT-2: Vision-language-action models transfer web knowledge to robotic control. *Conference on Robot Learning*, 2023.
- Tom B Brown. Language models are few-shot learners. *Advances in Neural Information Processing Systems*, 2020.
- Jake Bruce, Michael D Dennis, Ashley Edwards, Jack Parker-Holder, Yuge Shi, Edward Hughes, Matthew Lai, Aditi Mavalankar, Richie Steigerwald, Chris Apps, et al. Genie: Generative interactive environments. In *International Conference on Machine Learning*, 2024.
- Joao Carreira and Andrew Zisserman. Quo vadis, action recognition? a new model and the kinetics dataset. In *proceedings of the IEEE Conference on Computer Vision and Pattern Recognition*, pp. 6299–6308, 2017.
- Haoxin Chen, Menghan Xia, Yingqing He, Yong Zhang, Xiaodong Cun, Shaoshu Yang, Jinbo Xing, Yaofang Liu, Qifeng Chen, Xintao Wang, et al. Videocrafter1: Open diffusion models for high-quality video generation. *arXiv preprint arXiv:2310.19512*, 2023a.
- Weifeng Chen, Yatai Ji, Jie Wu, Hefeng Wu, Pan Xie, Jiashi Li, Xin Xia, Xuefeng Xiao, and Liang Lin. Control-a-video: Controllable text-to-video generation with diffusion models. *arXiv preprint arXiv:2305.13840*, 2023b.
- Karl Cobbe, Chris Hesse, Jacob Hilton, and John Schulman. Fvd: A new metric for video generation. In *ICLR 2019 Workshop: Deep Generative Models for Highly Structured Data*, 2019.
- Karl Cobbe, Chris Hesse, Jacob Hilton, and John Schulman. Leveraging procedural generation to benchmark reinforcement learning. In *International Conference on Machine Learning*, pp. 2048–2056. PMLR, 2020.
- Prafulla Dhariwal and Alexander Nichol. Diffusion models beat gans on image synthesis. *Advances in neural information processing systems*, 34:8780–8794, 2021.
- Yilun Du, Shuang Li, and Igor Mordatch. Compositional visual generation with energy based models. *Advances in Neural Information Processing Systems*, 33:6637–6647, 2020.
- Yilun Du, Conor Durkan, Robin Strudel, Joshua B Tenenbaum, Sander Dieleman, Rob Fergus, Jascha Sohl-Dickstein, Arnaud Doucet, and Will Sussman Grathwohl. Reduce, reuse, recycle: Compositional generation with energy-based diffusion models and mcmc. In *International conference on machine learning*, pp. 8489–8510. PMLR, 2023.
- Rinon Gal, Yuval Alaluf, Yuval Atzmon, Or Patashnik, Amit H Bermano, Gal Chechik, and Daniel Cohen-Or. An image is worth one word: Personalizing text-to-image generation using textual inversion. *International Conference on Learning Representations*, 2023.
- David Ha and Jürgen Schmidhuber. World models. *Advances in Neural Information Processing Systems*, 2018.
- Danijar Hafner, Timothy Lillicrap, Mohammad Norouzi, and Jimmy Ba. Mastering atari with discrete world models. *International Conference on Learning Representations*, 2021.
- Martin Heusel, Hubert Ramsauer, Thomas Unterthiner, Bernhard Nessler, and Sepp Hochreiter. GANs trained by a two time-scale update rule converge to a local nash equilibrium. *Advances in Neural Information Processing Systems*, 30, 2017.
- Jonathan Ho and Tim Salimans. Classifier-free diffusion guidance. *NeurIPS 2021 Workshop on Deep Generative Models and Downstream Applications*, 2021.
- Jonathan Ho, Ajay Jain, and Pieter Abbeel. Denoising diffusion probabilistic models. *Advances in Neural Information Processing Systems*, 33:6840–6851, 2020.

- Jonathan Ho, William Chan, Chitwan Saharia, Jay Whang, Ruiqi Gao, Alexey Gritsenko, Diederik P Kingma, Ben Poole, Mohammad Norouzi, David J Fleet, et al. Imagen video: High definition video generation with diffusion models. *arXiv preprint arXiv:2210.02303*, 2022a.
- Jonathan Ho, Chitwan Saharia, William Chan, David J Fleet, Mohammad Norouzi, and Tim Salimans. Cascaded diffusion models for high fidelity image generation. *Journal of Machine Learning Research*, 23(47):1–33, 2022b.
- Jonathan Ho, Tim Salimans, Alexey Gritsenko, William Chan, Mohammad Norouzi, and David J Fleet. Video diffusion models. *Advances in Neural Information Processing Systems*, 35:8633–8646, 2022c.
- Alain Hore and Djemel Ziou. Image quality metrics: PSNR vs. SSIM. In *International Conference on Pattern Recognition*, pp. 2366–2369. IEEE, 2010.
- Anthony Hu, Lloyd Russell, Hudson Yeo, Zak Murez, George Fedoseev, Alex Kendall, Jamie Shotton, and Gianluca Corrado. GAIA-1: A generative world model for autonomous driving. *arXiv preprint arXiv:2309.17080*, 2023.
- Zhihao Hu and Dong Xu. VideoControlNet: A motion-guided video-to-video translation framework by using diffusion model with controlnet. *arXiv preprint arXiv:2307.14073*, 2023.
- Ziqi Huang, Yinan He, Jiashuo Yu, Fan Zhang, Chenyang Si, Yuming Jiang, Yuanhan Zhang, Tianxing Wu, Qingyang Jin, Nattapol Chanpaisit, et al. Vbench: Comprehensive benchmark suite for video generative models. In *Proceedings of the IEEE/CVF Conference on Computer Vision and Pattern Recognition*, pp. 21807–21818, 2024.
- Michael Janner, Yilun Du, Joshua B Tenenbaum, and Sergey Levine. Planning with diffusion for flexible behavior synthesis. *International Conference on Machine Learning*, 2022.
- Leslie Pack Kaelbling, Michael L Littman, and Anthony R Cassandra. Planning and acting in partially observable stochastic domains. *Artificial intelligence*, 101(1-2):99–134, 1998.
- Ivan Kapelyukh, Vitalis Vosylius, and Edward Johns. Dall-e-bot: Introducing web-scale diffusion models to robotics. *IEEE Robotics and Automation Letters*, 8(7):3956–3963, 2023.
- Yuheng Li, Haotian Liu, Qingyang Wu, Fangzhou Mu, Jianwei Yang, Jianfeng Gao, Chunyuan Li, and Yong Jae Lee. Gligen: Open-set grounded text-to-image generation. In *Proceedings of the IEEE/CVF Conference on Computer Vision and Pattern Recognition*, pp. 22511–22521, 2023.
- Nan Liu, Shuang Li, Yilun Du, Antonio Torralba, and Joshua B Tenenbaum. Compositional visual generation with composable diffusion models. In *European Conference on Computer Vision*, pp. 423–439. Springer, 2022.
- Cong Lu, Philip Ball, Yee Whye Teh, and Jack Parker-Holder. Synthetic experience replay. *Advances in Neural Information Processing Systems*, 36, 2024.
- LumaAI. Luma Dream Machine — lumalabs.ai. <https://lumalabs.ai/dream-machine>, 2024. [Accessed 10-09-2024].
- Robert McCarthy, Daniel CH Tan, Dominik Schmidt, Fernando Acero, Nathan Herr, Yilun Du, Thomas G Thuruthel, and Zhibin Li. Towards generalist robot learning from internet video: A survey. *arXiv preprint arXiv:2404.19664*, 2024.
- Russell Mendonca, Shikhar Bahl, and Deepak Pathak. Structured world models from human videos. *Robotics: Science and Systems*, 2023.
- Ron Mokady, Amir Hertz, Kfir Aberman, Yael Pritch, and Daniel Cohen-Or. Null-text inversion for editing real images using guided diffusion models. In *Proceedings of the IEEE/CVF Conference on Computer Vision and Pattern Recognition*, pp. 6038–6047, 2023.

- Chong Mou, Xintao Wang, Liangbin Xie, Yanze Wu, Jian Zhang, Zhongang Qi, and Ying Shan. T2i-adapter: Learning adapters to dig out more controllable ability for text-to-image diffusion models. In *Proceedings of the AAAI Conference on Artificial Intelligence*, volume 38, pp. 4296–4304, 2024.
- Weili Nie, Arash Vahdat, and Anima Anandkumar. Controllable and compositional generation with latent-space energy-based models. *Advances in Neural Information Processing Systems*, 34:13497–13510, 2021.
- OpenAI. Video generation models as world simulators. <https://openai.com/index/video-generation-models-as-world-simulators/>, 2024. [Accessed 10-09-2024].
- Abhishek Padalkar, Acorn Pooley, Ajinkya Jain, Alex Bewley, Alex Herzog, Alex Irpan, Alexander Khazatsky, Anant Rai, Anikait Singh, Anthony Brohan, et al. Open X-embodiment: Robotic learning datasets and RT-X models. *arXiv preprint arXiv:2310.08864*, 2023.
- Tim Pearce, Tabish Rashid, Anssi Kanervisto, Dave Bignell, Mingfei Sun, Raluca Georgescu, Sergio Valcarcel Macua, Shan Zheng Tan, Ida Momennejad, Katja Hofmann, et al. Imitating human behaviour with diffusion models. *International Conference on Learning Representations*, 2023.
- Tim Pearce, Tabish Rashid, Dave Bignell, Raluca Georgescu, Sam Devlin, and Katja Hofmann. Scaling laws for pre-training agents and world models. *arXiv preprint arXiv:2411.04434*, 2024.
- Ethan Perez, Florian Strub, Harm De Vries, Vincent Dumoulin, and Aaron Courville. FiLM: Visual reasoning with a general conditioning layer. In *Proceedings of the AAAI conference on artificial intelligence*, volume 32, 2018.
- Dustin Podell, Zion English, Kyle Lacey, Andreas Blattmann, Tim Dockhorn, Jonas Müller, Joe Penna, and Robin Rombach. SDXL: Improving latent diffusion models for high-resolution image synthesis. *arXiv preprint arXiv:2307.01952*, 2023.
- Alec Radford, Jong Wook Kim, Chris Hallacy, Aditya Ramesh, Gabriel Goh, Sandhini Agarwal, Girish Sastry, Amanda Askell, Pamela Mishkin, Jack Clark, et al. Learning transferable visual models from natural language supervision. In *International Conference on Machine Learning*, pp. 8748–8763. PMLR, 2021.
- Scott Reed, Konrad Zolna, Emilio Parisotto, Sergio Gomez Colmenarejo, Alexander Novikov, Gabriel Barth-Maron, Mai Gimenez, Yury Sulsky, Jackie Kay, Jost Tobias Springenberg, et al. A generalist agent. *Transactions on Machine Learning Research*, 2022.
- Marc Rigter, Minqi Jiang, and Ingmar Posner. Reward-free curricula for training robust world models. *ICLR*, 2024a.
- Marc Rigter, Jun Yamada, and Ingmar Posner. World models via policy-guided trajectory diffusion. *Transactions on Machine Learning Research*, 2024b.
- Robin Rombach, Andreas Blattmann, Dominik Lorenz, Patrick Esser, and Björn Ommer. High-resolution image synthesis with latent diffusion models. In *Proceedings of the IEEE/CVF conference on Computer Vision and Pattern Recognition*, pp. 10684–10695, 2022.
- Olaf Ronneberger, Philipp Fischer, and Thomas Brox. U-net: Convolutional networks for biomedical image segmentation. In *Medical image computing and computer-assisted intervention—MICCAI 2015: 18th international conference, Munich, Germany, October 5-9, 2015, proceedings, part III 18*, pp. 234–241. Springer, 2015.
- RunwayML. Runway Research | Introducing Gen-3 Alpha: A New Frontier for Video Generation — runwayml.com. <https://runwayml.com/research/introducing-gen-3-alpha>, 2024. [Accessed 10-09-2024].

- Tim Salimans and Jonathan Ho. Progressive distillation for fast sampling of diffusion models. *International Conference on Learning Representations*, 2022.
- Simo Särkkä and Arno Solin. *Applied stochastic differential equations*, volume 10. Cambridge University Press, 2019.
- Dominik Schmidt and Minqi Jiang. Learning to act without actions. *International Conference on Learning Representations*, 2024.
- Julian Schrittwieser, Ioannis Antonoglou, Thomas Hubert, Karen Simonyan, Laurent Sifre, Simon Schmitt, Arthur Guez, Edward Lockhart, Demis Hassabis, Thore Graepel, et al. Mastering atari, go, chess and shogi by planning with a learned model. *Nature*, 588(7839):604–609, 2020.
- Younggyo Seo, Kimin Lee, Stephen L James, and Pieter Abbeel. Reinforcement learning with action-free pre-training from videos. In *International Conference on Machine Learning*, pp. 19561–19579. PMLR, 2022.
- Karen Simonyan and Andrew Zisserman. Very deep convolutional networks for large-scale image recognition. *Very Deep convolutional networks for large-scale image recognition*, 2015.
- Jascha Sohl-Dickstein, Eric Weiss, Niru Maheswaranathan, and Surya Ganguli. Deep unsupervised learning using nonequilibrium thermodynamics. In *International Conference on Machine Learning*, pp. 2256–2265. PMLR, 2015.
- Richard S Sutton. Dyna, an integrated architecture for learning, planning, and reacting. *ACM Sigart Bulletin*, 2(4):160–163, 1991.
- Christian Szegedy, Wei Liu, Yangqing Jia, Pierre Sermanet, Scott Reed, Dragomir Anguelov, Dumitru Erhan, Vincent Vanhoucke, and Andrew Rabinovich. Going deeper with convolutions. In *Proceedings of the IEEE conference on Computer Vision and Pattern Recognition*, pp. 1–9, 2015.
- Hugo Touvron, Louis Martin, Kevin Stone, Peter Albert, Amjad Almahairi, Yasmine Babaei, Nikolay Bashlykov, Soumya Batra, Prajjwal Bhargava, Shruti Bhosale, et al. Llama 2: Open foundation and fine-tuned chat models. *arXiv preprint arXiv:2307.09288*, 2023.
- Zhou Wang, Alan C Bovik, Hamid R Sheikh, and Eero P Simoncelli. Image quality assessment: from error visibility to structural similarity. *IEEE Transactions on Image Processing*, 13(4):600–612, 2004.
- Jialong Wu, Haoyu Ma, Chaoyi Deng, and Mingsheng Long. Pre-training contextualized world models with in-the-wild videos for reinforcement learning. *Advances in Neural Information Processing Systems*, 36, 2024.
- Jiannan Xiang, Guangyi Liu, Yi Gu, Qiyue Gao, Yuting Ning, Yuheng Zha, Zeyu Feng, Tianhua Tao, Shibo Hao, Yemin Shi, et al. Pandora: Towards general world model with natural language actions and video states. *arXiv preprint arXiv:2406.09455*, 2024.
- Jinbo Xing, Menghan Xia, Yong Zhang, Haoxin Chen, Xintao Wang, Tien-Tsin Wong, and Ying Shan. Dynamicrafter: Animating open-domain images with video diffusion priors. *arXiv preprint arXiv:2310.12190*, 2023.
- Zhen Xing, Qi Dai, Zejjia Weng, Zuxuan Wu, and Yu-Gang Jiang. AID: Adapting image2video diffusion models for instruction-guided video prediction. *arXiv preprint arXiv:2406.06465*, 2024.
- Mengjiao Yang, Yilun Du, Kamyar Ghasemipour, Jonathan Tompson, Dale Schuurmans, and Pieter Abbeel. Learning interactive real-world simulators. *International Conference on Learning Representations*, 2024a.

- Sherry Yang, Yilun Du, Bo Dai, Dale Schuurmans, Joshua B Tenenbaum, and Pieter Abbeel. Probabilistic adaptation of black-box text-to-video models. In *The Twelfth International Conference on Learning Representations*, 2024b.
- Denis Zavadski, Johann-Friedrich Feiden, and Carsten Rother. Controlnet-XS: Designing an efficient and effective architecture for controlling text-to-image diffusion models. *arXiv preprint arXiv:2312.06573*, 2023.
- Lunjun Zhang, Yuwen Xiong, Ze Yang, Sergio Casas, Rui Hu, and Raquel Urtasun. Learning unsupervised world models for autonomous driving via discrete diffusion. *International Conference on Learning Representations*, 2024.
- Lvmin Zhang, Anyi Rao, and Maneesh Agrawala. Adding conditional control to text-to-image diffusion models. In *Proceedings of the IEEE/CVF International Conference on Computer Vision*, pp. 3836–3847, 2023a.
- Richard Zhang, Phillip Isola, Alexei A Efros, Eli Shechtman, and Oliver Wang. The unreasonable effectiveness of deep features as a perceptual metric. In *Proceedings of the IEEE Conference on Computer Vision and Pattern Recognition*, pp. 586–595, 2018.
- Shiwei Zhang, Jiayu Wang, Yingya Zhang, Kang Zhao, Hangjie Yuan, Zhiwu Qin, Xiang Wang, Deli Zhao, and Jingren Zhou. I2VGen-XL: High-quality image-to-video synthesis via cascaded diffusion models. *arXiv preprint arXiv:2311.04145*, 2023b.
- Siyuan Zhou, Yilun Du, Jiaben Chen, Yandong Li, Dit-Yan Yeung, and Chuang Gan. Robodreamer: Learning compositional world models for robot imagination. *International Conference on Machine Learning*, 2024.
- Fangqi Zhu, Hongtao Wu, Song Guo, Yuxiao Liu, Chilam Cheang, and Tao Kong. IRASim: Learning interactive real-robot action simulators. *arXiv preprint arXiv:2406.14540*, 2024a.
- Zheng Zhu, Xiaofeng Wang, Wangbo Zhao, Chen Min, Nianchen Deng, Min Dou, Yuqi Wang, Botian Shi, Kai Wang, Chi Zhang, et al. Is Sora a world simulator? A comprehensive survey on general world models and beyond. *arXiv preprint arXiv:2405.03520*, 2024b.

Supplementary Materials

The following content was not necessarily subject to peer review.

7 Extended Related Work

Diffusion for Decision-Making Many works utilise diffusion models for generating actions (Pearce et al., 2023; Janner et al., 2022). However, the focus of our work is on generating action-conditioned synthetic data for world modelling (Ha & Schmidhuber, 2018), which can be used downstream for planning (Hafner et al., 2021). SynTHER (Lu et al., 2024) employs an unconditional diffusion model to generate synthetic data for RL. Other works (Alonso et al., 2024; Yang et al., 2024a; Rigter et al., 2024b; Hu et al., 2023; Zhang et al., 2024) utilise diffusion models to train action-conditioned world models. All of these works train the diffusion model from scratch. In our work, the focus is on making effective use of a pretrained video diffusion model to leverage web-scale pretraining. Most related is Pandora (Xiang et al., 2024) which integrates an LLM and text-to-video diffusion model to generate videos conditioned on actions described as natural language. While natural language is suitable for describing high-level actions, it is inadequate for our goal of modelling low-level actions (McCarthy et al., 2024).

Video Pre-Training for World Models To address the scarcity of action-labeled real-world data, several studies have investigated using unlabeled videos to enhance the efficiency of world model training. Seo et al. (2022) and Wu et al. (2024) pre-train an autoregressive video prediction model, which is later fine-tuned with action-labeled data. Mendonca et al. (2023) develop a world model from videos of humans by defining a high-level action space that is shared between both embodiments. Another approach involves learning latent actions from videos (Bruce et al., 2024; Schmidt & Jiang, 2024). After training an RL agent to select latent actions, a limited dataset can be used to learn mapping to real actions. Our work integrates video pre-training by utilizing a pre-trained video diffusion model, with the distinction that we do not have access to the weights of the original model.

Adding Controllability to Diffusion Models Classifier guidance (Dhariwal & Nichol, 2021) adds conditioning to a pretrained diffusion model using a separate classifier. Classifier-free guidance (Ho & Salimans, 2021) achieves stronger empirical performance but requires the model to be trained with conditioning signals, rendering it unsuitable for post-hoc application to a pretrained model.

Recent advancements include ControlNet (Zhang et al., 2023a) and T2I-Adapter (Mou et al., 2024), which introduce conditional control to pretrained diffusion models by freezing the original UNet and injecting additive signals into the pretrained network. ControlNet-XS (Zavatski et al., 2023) extends this concept by increasing the interactions between the pretrained and adapter networks. Li et al. (2023) incorporates additional trainable layers into the frozen pretrained UNet. These techniques have been applied to introduce controls such as language (Xing et al., 2024), optical flow (Hu & Xu, 2023), and depth maps (Chen et al., 2023b) into video models. However, they are not applicable in our context as they require access to the original model’s weights, which we assume are inaccessible. Textual inversion (Gal et al., 2023) and null text inversion (Mokady et al., 2023) optimize text embeddings to add controllability to text-conditioned diffusion models. However, this requires backpropagation through the pretrained model which is not feasible in our setting. Cascaded diffusion models (Ho et al., 2022a;b), train a sequence of diffusion models, which each condition on the outputs of the previous diffusion model. However, the focus of these works is improving the spatial and temporal resolution at each step, whereas our focus is on incorporating a new conditioning signal, actions, that was absent in the pretrained model.

Compositional Generative Models Our work is related to compositional generative models, where generative models are combined probabilistically (Liu et al., 2022; Nie et al., 2021; Du et al., 2020). RoboDreamer applies this idea to world modeling by decomposing language conditioning into multiple components to generate several predictions that are then combined (Zhou et al., 2024). Yang et al. (2024b) modifies the style of a pretrained video diffusion model by combining its output

with a domain-specific diffusion model that is trained independently. Unlike Yang et al. (2024b), the focus of our work is on adding action-conditioning to a pretrained model, and our experiments demonstrate that the approach proposed by Yang et al. (2024b) works poorly in our setting.

8 Additional Results

8.1 Coinrun100k and Coinrun 2.5M Results

Tables 4 and 5 contain results for Coinrun datasets of different sizes (100k and 2.5M). The results in the main paper use a dataset size of 500k.

	Method	Action Err. Ratio ↓	FVD ↓	FID ↓	SSIM ↑	LPIPS ↓	PSNR ↑
Med.	AVID (Ours) (22M)	1.355	57.4	10.77	0.592	0.270	19.9
	Action-Conditioned Diffusion (22M)	1.501	65.6	11.82	0.487	0.365	17.2
	ControlNet-Small (22M)	1.559	62.6	10.39	0.603	0.263	20.3
Large	AVID (Ours) (71M)	1.222	56.0	10.47	0.624	0.253	20.6
	Action-Conditioned Diffusion (71M)	1.224	60.0	11.16	0.558	0.312	18.5
	ControlNet (71M)	1.491	57.6	9.92	0.697	0.197	22.9
Full	Pretrained Base Model (97M)	3.855	204.0	13.03	0.451	0.352	17.3
	Action-Conditioned Finetuning (97M)	1.311	34.7	8.38	0.716	0.167	23.9

Table 4: Quantitative results for Coinrun 100k dataset. Shaded rows indicate that the method requires access to the model parameters.

	Method	Action Err. Ratio ↓	FVD ↓	FID ↓	SSIM ↑	LPIPS ↓	PSNR ↑
Med.	AVID (Ours) (22M)	1.277	24.7	8.01	0.679	0.177	23.0
	Action-Conditioned Diffusion (22M)	1.574	34.8	8.88	0.580	0.254	19.4
	ControlNet-Small (22M)	1.467	23.8	7.80	0.653	0.194	22.1
Large	AVID (Ours) (71M)	1.158	14.5	6.44	0.740	0.131	25.1
	Action-Conditioned Diffusion (71M)	1.203	17.7	6.63	0.704	0.158	23.4
	ControlNet (71M)	1.393	14.8	6.68	0.760	0.120	25.7
Full	Pretrained Base Model (97M)	3.855	204.0	13.03	0.451	0.352	17.3
	Action-Conditioned Finetuning (97M)	1.216	12.0	6.28	0.782	0.107	26.6

Table 5: Quantitative results for Coinrun 2.5M dataset. Shaded rows indicate that the method requires access to the model parameters.

8.2 Full Results for AVID Ablations

Table 6 contains ablation results for AVID across the full range of model sizes.

	Method	Action Err. Ratio ↓	FVD ↓	FID ↓	SSIM ↑	LPIPS ↓	PSNR ↑
Coinrun 500k Med.	AVID (Ours) (22M)	1.257	28.5	8.07	0.666	0.192	22.4
	No Mask (22M)	1.241	28.6	8.06	0.675	0.186	22.7
	No Conditioning (22M)	1.276	33.7	8.50	0.655	0.208	21.5
Coinrun 500k Large	AVID (Ours) (71M)	1.154	23.1	7.33	0.713	0.161	23.8
	No Mask (71M)	1.136	22.2	7.15	0.721	0.158	24.0
	No Conditioning (71M)	1.141	27.8	8.02	0.682	0.189	22.3
RT1 Small	AVID (Ours) (11M)	2.572	54.0	4.344	0.811	0.166	24.5
	No Mask (11M)	2.752	63.7	4.566	0.809	0.168	23.8
	No Conditioning (11M)	2.938	60.5	4.620	0.806	0.172	24.5
RT1 Med.	AVID (Ours) (34M)	1.907	38.7	3.645	0.831	0.150	25.0
	No Mask (34M)	2.155	49.7	3.940	0.825	0.156	24.5
	No Conditioning (34M)	2.349	48.6	4.018	0.819	0.160	25.1
RT1 Large	AVID (Ours) (145M)	1.609	39.3	3.436	0.842	0.142	25.3
	No Mask (145M)	1.769	44.1	3.533	0.836	0.146	25.3
	No Conditioning (145M)	1.775	36.2	3.550	0.827	0.149	25.0

Table 6: Full results for AVID ablations.

8.3 RT1 Results with Larger Compute Limit

The results in the main paper train models for RT1 using a compute limit of 7 days of $4 \times$ A100 GPUs. To provide reference values for performance we also evaluated IRASim (Zhu et al., 2024a) using our evaluation setup. IRASim is a 679M parameter model trained using 100 GPU-days on A800 GPUs. We also include results for action-conditioned finetuning of DynamiCrafter using a similar amount of compute (104 GPU-days on A100 GPUs). The results for these two models are in Table 7. By finetuning DynamiCrafter, we obtain slightly stronger performance than IRASim.

Method	Action Err. Ratio ↓	FVD ↓	FID ↓	SSIM ↑	LPIPS ↓	PSNR ↑
IRASim	-	21.0	2.759	0.879	0.1296	28.2
Action-Conditioned Finetuning (1.4B)	1.151	19.5	2.655	0.871	0.1160	27.1

Table 7: Quantitative results for RT1 dataset with greater computational budget.

8.4 Examples of AVID Masking

Figures 5 and 6 illustrate examples of the mask generated by AVID which is used to mix the pre-trained model and adapter outputs.




Figure 5: Examples of the mask, m , produced by AVID averaged throughout the diffusion process for Coinrun500k. White indicates the mask is set to 1, and black indicates the mask is set to 0.




Figure 6: Examples of the mask, m , produced by AVID averaged throughout the diffusion process for RT1. Note that the mask is in the latent space, where the images have been downsampled by a factor of 8. White indicates the mask is set to 1, and black indicates the mask is set to 0.

8.5 Extended Qualitative Examples




Figure 7: Extended qualitative comparison of videos generated for RT1.




Figure 8: Extended qualitative comparison of videos generated for Coinrun 500k.

8.6 Example Videos with Same Initial Frame

In Figure 9 we generate videos by providing the same initial conditioning frame but different actions. The provided action is fixed for all 16 steps of the video.




Figure 9: Examples of videos generated for RT1 with same initial frame but different actions.

9 Experiment Details

9.1 Dataset Details

Progen Pretrained Model Dataset The pretrained model is trained on videos sampled from 15 out of the 16 procedurally generated games of Progen, excluding the 16th game Coinrun. Because the games are procedurally generated, each level in each Progen game has different visual characteristics. To generate the dataset for the pretrained model, in each of the 15 games we sample an episode of 1000 steps long from each of the first 2000 levels by executing uniformly random actions. This results in 2M frames from each game for a total dataset of 30M steps, each with a resolution of 64×64 . For training, we sample windows of 10 steps from the episodes. The pretrained model is trained on videos from this dataset for 12 days in a single A100.

Coinrun Datasets To train the Coinrun adapters, we generate an action-labelled dataset from the Coinrun game. At each timestep, the action is one of 15 discrete actions corresponding to keypad inputs. We sample episodes of 1000 steps from each of the first 100, 500, or 2500 levels by executing uniform random actions to create the Coinrun100k, Coinrun500k, and Coinrun2.5M datasets. For training, we sample action-labelled trajectories of 10 steps.

For evaluation, we create a held-out evaluation set of ground truth trajectories of videos and actions. We use 1024 ground truth trajectories of 10 steps each, sampled by executing random action sequences in levels sampled uniformly at random between level 10000 and 11000 of Coinrun. We use the same evaluation trajectories for all methods.

RT1 Dataset The RT1 dataset contains 87212 action-labelled episodes of a robot performing tasks such as picking up and placing objects, with a total of 3.78M steps. The action at each step is a 7 dimensional continuous vector corresponding to the movement and rotation of the end effector and opening or closing of the gripper. The videos have a resolution of 320×512 . For training, we use 95% of the episodes, equating to 82851 episodes in the training dataset. We sample windows of 16




Figure 10: Examples from Procgen pretraining dataset on the 15 out of 16 Procgen games. Note that the pretraining dataset does not include any samples from Coinrun.

steps from these episodes for training the models. For evaluation, we use 1024 trajectories of 16 steps each sampled uniformly at random from the held-out test set of 4361 test episodes. We use the same evaluation trajectories for all methods.

9.2 Model and Training Details

Procgen and Coinrun For both the pretrained model trained on 15 of the 16 Procgen games, and the adapters trained on the Coinrun datasets, we use the 3D UNet architecture from Video Diffusion Models (Ho et al., 2022c) trained on videos of resolution 64×64 . We condition each model on two initial images to allow the initial direction the agent is moving in to be inferred and allow for more accurate video generation. Detailed hyperparameters for each of the models are in Table 8.

Table 8: Hyperparameters for models trained on Procgen and Coinrun.

Hyperparameter	Value	Models
Base Channels	100	97M Pretrained Model, ControlNet
	90	71M
	50	22M, ControlNet-Small 22M
Attention Head Dims	64	97M Pretrained Model, all ControlNet variants
	50	22M, 71M
Attention Heads	8	97M Pretrained Model, all ControlNet variants
	6	71M
	4	22M
Learning Rate	2e-5	Finetuning
	1e-4	All other models
Training Time	12 days	97M Pretrained Model
	3 days	All other models
Training Hardware	1 × A100 GPU	
EMA	0.995	
Channel Multipliers	[1, 2, 4, 8]	
Sequence Length	10 steps	
Batch Size	64	
Noise Steps	200	
Inference Steps	200	
Sampling Method	DDPM	
Prediction Target	\mathbf{x}_0	
Noise Schedule	Sigmoid	

RT1 The pretrained model is DynamiCrafter (Xing et al., 2023), a latent video diffusion model. DynamiCrafter is trained to generate videos at a resolution of 320×512 . To accommodate this, we resize and pad the images from the RT1 dataset to this resolution. DynamiCrafter is trained to optionally accept language conditioning. We use an empty language prompt, except in the case where the model is finetuned with language conditioning (see Section 4.1). DynamiCrafter uses the 1.4B 3D UNet architecture from (Chen et al., 2023a) and the autoencoder from Stable Diffusion (Rombach et al., 2022).

As discussed in Section 3.3, we use the same autoencoder for our AVID adapter, as well as all baselines. For all methods on RT1, we train a 3D UNet with the same architecture as DynamiCrafter from (Chen et al., 2023a), but with a reduced number of parameters. The hyperparameters for each of the models can be found in Table 9.

Parameterisation We parameterise all models on Procgen and Coinrun to predict the clean video, \mathbf{x}_0 , meaning that in practice the output of the pretrained model and the adapter output are both predictions of \mathbf{x}_0 rather than the noise. DynamiCrafter is trained using the \mathbf{v} prediction target parameterisation (Salimans & Ho, 2022), so it outputs a prediction of \mathbf{v} . We also train all models on the RT1 dataset to predict the \mathbf{v} -target.

Table 9: Hyperparameters for models trained on RT1.

Hyperparameter	Value	
Base Channels	320	1.4B, ControlNet
	160	ControlNet-Small 170M
	96	145M
	64	34M, ControlNet-Small 38M
	32	11M, ControlNet-Small 10M
Attention Head Dims	16	11M, ControlNet-Small 10M
	64	All other models
Channel Multipliers	[1, 2, 4, 4]	1.4B, 145M, all ControlNet variants
	[1, 1, 2, 3]	34M
	[1, 2, 3]	11M
Learning Rate	2e-5	Finetuning
	1e-4	All other models
Attention Heads	Channels / Attention Head Dims	
Training Time	7 days	
Training Hardware	4× A100 GPU	
EMA	0.9995	
Sequence Length	16 steps	All
Batch Size	64	
Noise Steps	1000	
Inference Steps	50	
Sampling Method	DDIM	
Prediction Target	\mathbf{v}	
Noise Schedule	Linear	

9.3 Action Error Ratio Evaluation Metric Details

Coinrun The actions in Coinrun are discrete so to evaluate the Action Error Ratio we first train a classifier to predict the actions. The video is first processed using the encoder part of the 3D Unet architecture that we use for the diffusion model. This encoding is then flattened, and processed by an MLP which outputs a softmax over the 15 possible actions at each step of the video. The classifier is trained using the cross-entropy loss and has 60M total parameters. It is trained on a large dataset of 10M steps: 1000 steps sampled from each of 10,000 levels of Coinrun.

The Action Error Ratio is then computed as the ratio between the accuracy of the action classifier on real videos divided by the accuracy of the classifier on generated videos:

$$\text{ActionErrorRatio}(\text{discrete}) = \frac{\text{action_accuracy}(\text{real_videos})}{\text{action_accuracy}(\text{generated_videos})}$$

The action classifier achieves an accuracy of 0.267 on real videos from a held-out test-set. The accuracy score is low because not all of the 15 actions result in different outcomes in all states in Coinrun. Therefore it is not possible to predict actions at near 100% accuracy as the action taken is often ambiguous.

RT1 The actions in RT1 are continuous so we train a regression model to predict the actions. The actions are first normalised to mean zero and unit variance. The video is processed by the encoder part of the 3D UNet architecture and then an MLP which outputs a prediction for the action at each time step. The regression model is trained using the MSE loss on the same 82851 video dataset that we use for training the adapter models, and has 85M parameters.

The Action Error Ratio is then computed as the ratio between the mean absolute error of the action predictions of the regression model on the generated videos compared to the real videos:

$$\text{ActionErrorRatio}(\text{continuous}) = \frac{\text{action_MAE}(\text{generated_videos})}{\text{action_MAE}(\text{real_video})}$$

The action error predictor achieves an MSE of 0.110 on a held-out test set of normalized actions.

9.4 Normalized Evaluation Metric Details

To compute normalized evaluation metrics plotted in Figures 4a, 4b and 4c, we first normalize each evaluation metric to between 0 and 1. In RT1, 0 represents the worst performance for each metric across the Small, Medium or Large model sizes for Action-Conditioned Diffusion, ControlNet-Small, or AVID. 1 represents the best performance for each metric across these models. In Coinrun, 0 and 1 represent the worst and best performance for each metric across the Medium or Large model sizes for Action-Conditioned Diffusion, ControlNet/ControlNet-Small, or AVID, across all of the three datasets: Coinrun100k, Coinrun500k, and Coinrun2.5M.

The minimum and maximum values used for normalization are summarised in Tables 10 and 11.

	Action Err. Ratio	FVD	FID	SSIM	LPIPS	PSNR
Minimum	1.384	24.9	3.375	0.767	0.142	22.9
Maximum	2.640	80.4	5.329	0.842	0.226	25.3

Table 10: Minimum and maximum values for metric normalization in RT1.

	Action Err. Ratio	FVD	FID	SSIM	LPIPS	PSNR
Minimum	1.154	14.5	6.44	0.487	0.120	17.2
Maximum	1.574	65.6	11.82	0.760	0.365	25.7

Table 11: Minimum and maximum values for metric normalization in Coinrun.

If the goal is to maximize the metric, the normalized value of the metric is computed using:

$$\text{normalized_value} = (\text{value} - \text{min_value}) / (\text{max_value} - \text{min_value}) \quad (7)$$

If the goal is to minimize the metric, the normalized value of the metric is computed using:

$$\text{normalized_value} = 1 - (\text{value} - \text{min_value}) / (\text{max_value} - \text{min_value}) \quad (8)$$

Once the metrics have been normalized, we compute the mean across all 6 normalized metrics. This final value is plotted in Figures 4a, 4b and 4c.

9.5 Baseline Details

Here we provide additional details about the baselines that are not included in the main paper.

- *Language-Conditioned Finetuning* – the language description that we use is: “Robot arm performs the task {task_description}” where {task_description} is the description given in the RT1 dataset.
- *Classifier Guidance* (Dhariwal & Nichol, 2021) – For the RT1 domain, since the actions are continuous, we discretise each action dimension into 256 bins uniformly following Padalkar et al. (2023) to train the classifier. We tune the weight of the guidance within $w \in \{0.003, 0.01, 0.03, 0.1, 0.3\}$.
- *Product of Experts* – we tune the weighting of the two models within $\lambda_p \in \{0.2, 0.4, 0.6\}$.
- *Action Classifier-Free Guidance* – we tune the weighting within $\lambda_a \in \{0.3, 1.0, 3.0, 10.0\}$.

For the baselines that require hyperparameter tuning, we sweep over each value of the hyperparameter and choose the value that obtains the best FVD in our evaluation.