

# PSN Game: Game-theoretic Prediction and Planning via a Player Selection Network

Tianyu Qiu  
University of Texas at Austin  
Austin, United States of America  
tianyuqiu@utexas.edu

Eric Ouano  
University of Texas at Austin  
Austin, United States of America  
eouano@utexas.edu

Fernando Palafox  
University of Texas at Austin  
Austin, United States of America  
fernandopalafox@utexas.edu

Christian Ellis  
University of Texas at Austin  
Austin, United States of America  
christian.ellis@austin.utexas.edu

David Fridovich-Keil  
University of Texas at Austin  
Austin, United States of America  
dfk@utexas.edu

## ABSTRACT

While game-theoretic planning frameworks are effective at modeling multi-agent interactions, they require solving large optimization problems where the number of variables increases with the number of agents, resulting in long computation times that limit their use in large-scale, real-time systems. To address this issue, we propose i) **PSN Game**—a learning-based, game-theoretic prediction and planning framework that reduces runtime by learning a *Player Selection Network* (PSN); and ii) a *Goal Inference Network* (GIN) that makes it possible to use the PSN in incomplete information games where agents’ intentions are unknown. A PSN outputs a player selection mask that distinguishes influential players from less relevant ones, enabling the ego player to solve a smaller, masked game involving only selected players. By reducing the number of players in the game, and therefore reducing the number of variables in the corresponding optimization problem, PSN directly lowers computation time. The PSN Game framework is more flexible than existing player selection methods as it i) relies solely on observations of players’ past trajectories, without requiring full state, action, or other game-specific information; and ii) requires no online parameter tuning. Experiments in both simulated scenarios and human trajectory datasets demonstrate that PSNs outperform baseline selection methods in i) prediction accuracy; and ii) planning safety. PSNs also generalize effectively to real-world scenarios in which agents’ objectives are unknown without fine-tuning. By **selecting only the most relevant players** for decision-making, PSN Game offers a general mechanism for **reducing planning complexity** that can be seamlessly integrated into existing multi-agent planning frameworks.

## KEYWORDS

Multi-agent systems, Key player selection, Game-theoretic planning

## ACM Reference Format:

Tianyu Qiu, Eric Ouano, Fernando Palafox, Christian Ellis, and David Fridovich-Keil. 2026. PSN Game: Game-theoretic Prediction and Planning via a Player Selection Network. 10 pages.

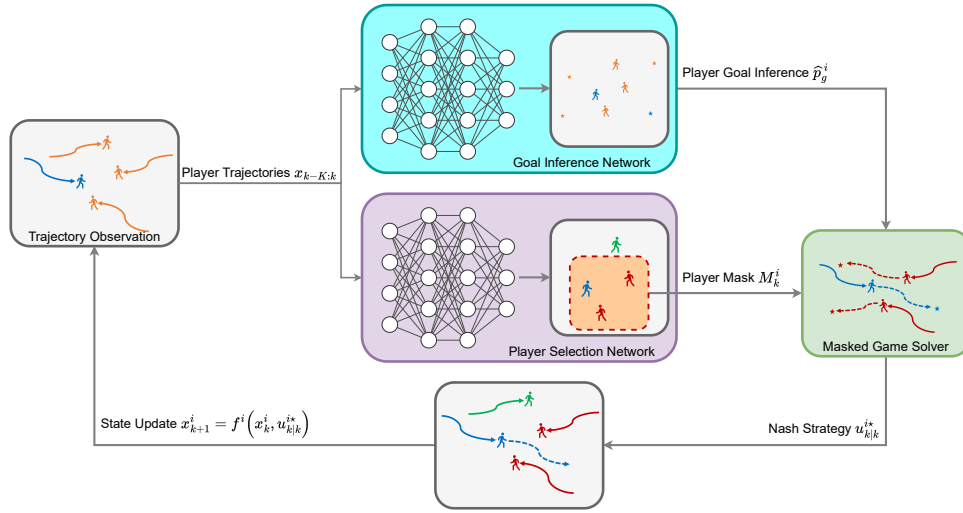
## 1 INTRODUCTION

Game-theoretic planning frameworks are widely used in robotics to model multi-agent interactions in terms of Nash (or other) equilibrium strategies, which can be identified by optimization-based algorithms [8, 28]. Most existing approaches, however, focus on static scenarios or involve only a small number of agents (e.g.,  $\leq 5$ ), where computational efficiency is rarely a concern. In contrast, scenarios involving many dynamic agents demand frequent replanning, making computational efficiency a critical bottleneck. In such settings, the number of optimization variables, typically proportional to the number of agents, can grow rapidly and lead to significant delays. Prior work [9, 15] has shown that even in simple linear-quadratic games, computation time scales cubically with the total number of state and control variables for all agents, rendering game-theoretic planners impractical for large-scale use.

Interestingly, similar limitations are observed in human driving. Prior research on drivers’ attention [7, 10, 18, 22, 33] reveals that in dense traffic, monitoring all surrounding vehicles simultaneously is hard for human drivers, leading to distraction, delayed reactions, and increased accident risk. Although robots are not subject to distraction, they still face computational limitations that require longer solving times as the number of agents increases. In contrast, human drivers instinctively prioritize nearby vehicles that pose an immediate threat, such as those cutting in, merging, or failing to yield. This behavior suggests two key insights: i) it is infeasible to consider all agents at once; and ii) focusing on a strategically selected subset of agents is often sufficient for safe driving.

For game-theoretic planning, Chahine et al. [2] proposed ranking-based approaches that prioritize agents based on simple heuristics, such as proximity to the ego player or their impact on cost. However, these approaches face the following limitations: i) they often rely on access to control inputs or game-specific parameters, which are typically unavailable in practice; and ii) using a fixed number of selected players requires manual tuning and may either exclude important agents or include irrelevant ones.

To address these limitations, we propose PSN Game—a novel game-theoretic framework that learns a Player Selection Network (PSN) to reduce the computation time of game-solving for multi-agent trajectory prediction and planning. The PSN takes the interested agent and the surrounding agents’ past trajectories as input, and outputs a player selection mask identifying the most influential agents. Furthermore, we build a Goal Inference Network (GIN) that



**Figure 1: Overview of our game-theoretic prediction and planning framework via the Player Selection Network (PSN) and the Goal Inference Network (GIN). At each timestep, the ego player (blue) observes other agents’ past trajectories and inputs them to PSN. The network selects important players (red) and excludes less relevant ones (green). The ego player then solves a masked game over the selected subset to obtain the Nash strategy  $u_{k|k}^*$  and updates its state using (1b).**

infers other agents’ objectives even when they are *a priori* unknown, making player selection practical even in incomplete information settings. Ultimately, the PSN, together with the GIN, constructs a smaller-scale masked game over the selected subset of agents, whose equilibrium solution can encode trajectory predictions and planned interactions. (Fig. 1). Our contributions are fourfold:

- i. We introduce an unsupervised Player Selection Network (PSN), trained with a differentiable dynamic game solver that enables backpropagation through the selection mask.
- ii. We introduce a supervised Goal Inference Network (GIN) that infers agents’ goals from past trajectories, allowing the PSN to operate in scenarios where agents’ intentions are unknown.
- iii. We develop a receding-horizon game-theoretic planning framework that utilizes the PSN to identify equilibrium strategies efficiently by solving reduced-size games.
- iv. We empirically validate PSN Game in multi-agent simulations and real-world human trajectory datasets. PSN Game effectively reduces the scale of the game by 50% to 75%, resulting in a vast speedup in runtime compared to solving the full-player games.

PSN Game offers two key advantages over prior selection methods. i) Flexible data usage: at runtime, the PSN relies only on past trajectory data—either full-state (e.g., position and velocity) or partial-state (e.g., position only)—without requiring control inputs, cost functions, or other game-specific parameters. It also eliminates the need for online parameter tuning. ii) State-of-the-art performances: by leveraging spatio-temporal patterns in past trajectories, PSN achieves state-of-the-art performances in prediction and planning metrics over existing baseline selection methods. These features make PSN Game broadly applicable across diverse multi-agent planning and prediction scenarios.

## 2 RELATED WORK

### 2.1 Game-theoretic Planning and Time Complexity Analysis

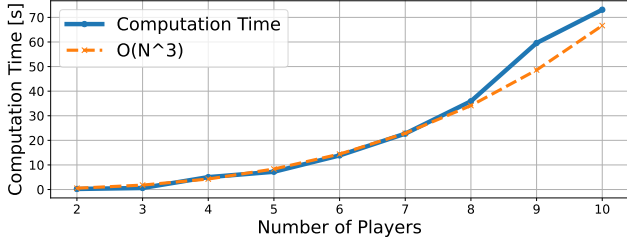
Game-theoretic planning has been widely applied to model diverse multi-agent interactions, including intention inference [17, 20, 21, 24], leadership inference [12, 14], handling occluded agents in autonomous driving [11, 25, 35], and competitive scenarios such as racing [26, 31]. These methods typically consider small-scale environments with relatively few agents, where real-time equilibrium computation using solvers such as [5, 9, 15] is feasible. These Newton-style solvers work by iteratively approximating the underlying noncooperative game with a sequence of quadratic problems that can be solved analytically; however, the complexity of each sub-problem scales cubically with the number of players, as illustrated in Fig. 2, which makes it nontrivial to solve larger-scale problems involving many agents.

To the best of our knowledge, absent any additional structure, e.g., homogeneity of agents’ objectives that admits a mean field representation [16], this complexity presents a fundamental obstacle for deploying game-theoretic planning in large-scale, real-time multi-agent systems. Given that the horizon  $T$  and state dimension  $n$  for each agent are often fixed by the task, reducing the number of agents in the game remains the most viable strategy for improving computational performance.

### 2.2 Player Selection in Multi-agent Interactions

Existing methods for selecting important players in multi-agent settings generally fall into two categories: threshold-based and ranking-based approaches.

**Threshold-based methods** highlight agents that breach a predefined distance threshold around the ego agent. This idea has been widely adopted in works such as [4, 29], where a safety margin



**Figure 2: Computation time using [8] vs. the number of players in the game given in Section 4.1.1. Time consumption grows cubically as player number increases.**

is first defined to select key agents before applying prediction or planning frameworks. However, these methods heavily rely on threshold tuning, making them hard to generalize across scenarios. **Ranking-based methods**, by contrast, aim to select the top- $k$  most influential agents according to certain heuristics, such as distance from the ego agent, [27, 30] where the top  $k$  nearest neighbors (kNNs) are identified. In learning-based approaches [3, 6, 32], pooling mechanisms are employed to fix the input size to a neural network trained to identify nearest neighbors. In the context of game-theoretic planning, Chahine et al. [2] introduced ranking metrics based on, e.g., the sensitivity of the ego agent’s cost function to other agents’ state.

However, ranking-based methods present several challenges. Selecting a fixed number of agents can be too aggressive (omitting critical players) or too conservative (including irrelevant ones), often requiring environment-specific parameter tuning. Furthermore, many methods assume access to agents’ controls or other game-specific information, which may not be available in practice.

In contrast, our proposed PSN Game addresses the limitations of both threshold-based and ranking-based approaches. PSN Game is lightweight in information requirements, relying only on past position observations at runtime without needing access to potentially privileged information (e.g., agents’ velocity, control inputs, player cost functions, or other game-specific information). In particular, although cost functions are used during training to generate trajectories, PSN Game does not require that information at test time, enabling flexible deployment across different environments with model mismatch. Experiments demonstrate that it not only improves computational efficiency but also enhances ego-agent trajectory smoothness and length, while maintaining safety performance across a range of multi-agent navigation scenarios.

### 3 LEARNING TO IDENTIFY KEY PLAYERS IN NONCOOPERATIVE INTERACTIONS

#### 3.1 Preliminaries: Nash Games

A finite horizon, discrete-time, open-loop Nash game with  $N$  agents is characterized by their respective states  $x_k^i \in \mathbb{R}^n$  and control inputs  $u_k^i \in \mathbb{R}^m$ ,  $i \in \{1, \dots, N\} \equiv [N]$ , over time  $k \in [T]$ , where  $T$  is the planning horizon. Each agent  $i$ ’s state transition from time  $k$  to  $k + 1$  is governed by the dynamics  $x_{k+1}^i = f^i(x_k^i, u_k^i)$ . We denote agent  $i$ ’s trajectory and control sequence compactly as  $\mathbf{x}^i := (x_{0:T}^i)$  and  $\mathbf{u}^i := (u_{0:T-1}^i)$ ; and similarly, all agents’ states/control input at time  $k$  by  $\mathbf{x}_k := (x_k^{1:N})$ ,  $\mathbf{u}_k := (u_k^{1:N})$  and their trajectory/control

sequence over time by  $\mathbf{x} := (\mathbf{x}_{0:T})$ ,  $\mathbf{u} := (\mathbf{u}_{0:T-1})$ , respectively. The function  $J^i(\mathbf{x}, \mathbf{u}; \theta^i) := \sum_{k=0}^T c_k^i(\mathbf{x}_k, \mathbf{u}_k; \theta^i)$  defines the  $i^{\text{th}}$  agent’s cumulative cost, with game-specific parameter  $\theta^i$ . The game is thus fully characterized by all agents’ costs parameterized by  $\theta := (\theta^{1:N})$ , initial states  $\mathbf{x}_0$ , and dynamics  $\mathbf{f} := (f^{1:N})$ , and is denoted as  $\Gamma(\mathbf{x}_0, \mathbf{f}; \theta)$ . In this game, each agent aims to minimize its cost while adhering to dynamics, i.e., agent  $i$  solves the optimization problem minimizing the time-cumulative sum of private cost  $c_{p,k}^i$  and shared cost  $c_{s,k}^i = \sum_{\substack{j=1 \\ j \neq i}}^N c_k^{ij}$ , where  $c_k^{ij}$  is the mutual shared cost:

$$\min_{\mathbf{x}^i, \mathbf{u}^i} \underbrace{\sum_{k=0}^T [c_{p,k}^i(x_k^i, u_k^i; \theta^i) + c_{s,k}^i(\mathbf{x}_k, \mathbf{u}_k; \theta^i)]}_{J^i(\mathbf{x}, \mathbf{u}; \theta^i)} \quad (1a)$$

$$\text{s.t.} \quad \mathbf{x}_{k+1}^i = f^i(x_k^i, u_k^i), \quad k \in [T], \quad (1b)$$

which is inherently coupled with each other agent’s ( $j \neq i$ ) own problem.

**Open-Loop Nash Equilibrium:** If inequalities

$$J^i(\mathbf{x}^*, \mathbf{u}^*; \theta^i) \leq J^i(\mathbf{x}^i, \mathbf{x}^{-i*}, \mathbf{u}^i, \mathbf{u}^{-i*}; \theta^i), \quad i \in [N], \quad (2)$$

concerning state and control trajectories of agent  $i$  ( $\mathbf{x}^i, \mathbf{u}^i$ ) and other agents ( $\mathbf{x}^{-i}, \mathbf{u}^{-i}$ ) are satisfied for all  $\mathbf{x}^i, \mathbf{u}^i$  that remain feasible with respect to (1b), then  $\mathbf{u}^{i*}$  is called an Open-Loop Nash equilibrium (OLNE) strategy with  $\mathbf{x}^{i*}$  being the corresponding OLNE state trajectory for agent  $i$ . This inequality indicates that no agent can reduce their cost by unilaterally deviating from  $\mathbf{u}^{i*}$  [1].

*Differentiability of Nash game solvers.* A key property of solutions ( $\mathbf{x}^*, \mathbf{u}^*$ ) to generalized Nash problems is that they are (directionally) differentiable with respect to problem parameters  $\theta$ , as discussed in [19]. In our work, we employ the solver in [28], which leverages implicit differentiation to efficiently compute those derivatives and thus enables backpropagation during training.

#### 3.2 Masked Nash Game with Selected Players

We first define the concept of a *player selection mask*, which helps the ego agent to select the important agents during planning:

**Definition 1** (Player Selection Mask). Suppose that the  $i^{\text{th}}$  player is the ego agent. Then, the player selection mask is denoted as  $M^i := (m^{ij}) \in \{0, 1\}^{N-1}$  for  $j \in [N] \setminus \{i\}$ , where

$$m^{ij} := \begin{cases} 1, & \text{Agent } j \in [N] \text{ is included in the game} \\ 0, & \text{Agent } j \in [N] \text{ is excluded from the game.} \end{cases} \quad (3)$$

Given the player selection mask  $M^i$ , we construct the *Masked Nash Game* as follows:

**Definition 2** (Masked Nash Game). Given an open-loop Nash game  $\Gamma(\mathbf{x}_0, \mathbf{f}; \theta)$ , a masked Nash game for agent  $i$  is denoted as  $\Gamma^i(\tilde{\mathbf{x}}_0, \tilde{\mathbf{f}}; \tilde{\theta})$ , where we define the set of unmasked agents (agents that are included in the game)  $U^i := \{j \neq i \mid m^{ij} = 1\}$  and let

$$\begin{aligned} \tilde{\theta} &:= (\theta^j)_{j \in U^i}, \quad \tilde{\mathbf{x}}_k := (x_k^j)_{j \in U^i}, \quad \tilde{\mathbf{f}} := (f^j)_{j \in U^i}, \\ \tilde{c}_{s,k}^i(\mathbf{x}_k, \mathbf{u}_k; \theta^i) &:= \sum_{j \in U^i} c_{s,k}^{ij}(\mathbf{x}_k, \mathbf{u}_k; \theta^i). \end{aligned} \quad (4)$$

The masked game preserves only the specific parameters and states corresponding to those agents most relevant to agent  $i$ . Agent

$i$  then solves the masked Nash game  $\Gamma^i(\tilde{\mathbf{x}}_0, \tilde{\mathbf{f}}; \tilde{\theta}, M^i)$ , and employs its masked OLNE strategy  $\tilde{\mathbf{u}}^{i*}$  as its own plan.

### 3.3 Player Selection Network (PSN)

Given this construction, we now turn to the challenge of identifying the set of key players that ego agent  $i$  should consider in its masked game model of the interaction in order to maintain safety and efficiency while minimizing the computational burden of solving the corresponding game to obtain its strategy at each time  $k$ . We propose the Player Selection Network (PSN), which is a neural network whose task is to infer a mask  $M^i$  which balances performance with sparsity. Based on the available information, we present two variants of the network: PSN-Full, whose input is all agents' past states  $\mathbf{x}_{0:K}$ , and PSN-Partial<sup>1</sup>, whose input is only a partial observation of state, i.e.  $\{h(\mathbf{x}_k)\}_{k=0}^K$  for a known function  $h$ . For example,  $h(\mathbf{x}_k)$  could return only the Cartesian position of all agents on the road, and not their velocities. Both variants' output is the inferred mask  $M^i$ . Player  $i$  will then solve the masked game  $\Gamma^i(\tilde{\mathbf{x}}_0, \tilde{\mathbf{f}}; \tilde{\theta}, M^i)$  to obtain his strategy  $\tilde{\mathbf{u}}_{K:T}^i$ .

**Remark 1.** In the ideal case, the mask  $m^{ij}$  should be binary as defined in (3), which hinders backpropagation and there would be  $2^{N-1}$  possible masks  $M^i$ . Although it is possible to train a neural network with categorical outputs via the Gumbel softmax reparameterization [13], it becomes too expensive when the initial number of players  $N$  is large. To overcome such limitations, we set the output masks as a continuous value  $m^{ij} \in [0, 1]$ , and relax the shared cost  $c_{s,k}^i(\mathbf{x}_k, \mathbf{u}_k; \theta^i)$  as  $\hat{c}_{s,k}^i(\mathbf{x}_k, \mathbf{u}_k; \theta^i)$ , where

$$\hat{c}_{s,k}^i(\mathbf{x}_k, \mathbf{u}_k; \theta^i) := \sum_{\substack{j=1 \\ j \neq i}}^N m^{ij} c_k^{ij}(\mathbf{x}_k, \mathbf{u}_k; \theta^i). \quad (5)$$

This allows us to use a continuous  $m^{ij}$  to represent the filtering of shared costs. At runtime, a threshold  $m_{th}$  is introduced to convert the continuous output of PSN to binary masks (1 if larger than  $m_{th}$  and 0 otherwise).

**Loss Function Design:** We train two PSN variants: PSN-Prediction and PSN-Planning for prediction and planning tasks, respectively; their corresponding training loss functions are structured as:

$$\begin{aligned} L_{\text{Pred}} &= L_{\text{Binary}} + \sigma_1 L_{\text{Sparsity}} + \sigma_2 L_{\text{Similarity}} \\ L_{\text{Plan}} &= L_{\text{Binary}} + \sigma_3 L_{\text{Sparsity}} + \sigma_4 L_{\text{Cost}} \end{aligned} \quad (6)$$

where

$$\begin{aligned} L_{\text{Binary}} &= \frac{1}{N} \sum_{j=1}^N m^{ij} (1 - m^{ij}), \quad L_{\text{Sparsity}} = \frac{\|M^i\|_1}{N}, \\ L_{\text{Similarity}} &= \sum_k \|h(\hat{\mathbf{x}}_k^i) - p_k^i\|_2, \quad L_{\text{Cost}} = J^i(\hat{\mathbf{x}}^i; \mathbf{x}^{-i}). \end{aligned}$$

with respective nonnegative weights  $\sigma_{1:4}$ . Observation  $p_k^i$  is associated with the trajectory of the ego agent  $i$  at time  $k$ , and  $\mathbf{x}^{-i}$  is the other agents' trajectory if ego agent  $i$  were to consider all other

<sup>1</sup>While PSN-Partial is capable of selecting key agents from partial observations, we emphasize that solving the masked game still requires the knowledge of all agents' full states. Prior works [23, 25] investigate methods to estimate full states of agents from partial observations via inverse games. PSN-Partial is designed to integrate with methods where only partial states of agents are needed.

agents; in contrast,  $\hat{\mathbf{x}}^i$  is agent  $i$ 's computed Nash trajectory for the game with relaxed shared cost in (5) (i.e., returned by the aforementioned differentiable game solver).  $L_{\text{Binary}}$  encourages mask  $m^{ij}$  to converge to either 0 or 1.  $L_{\text{Sparsity}}$  encourages agent  $i$  to consider fewer other agents.  $L_{\text{Sim}}$  encourages agent  $i$  to consider agent subsets which lead to Nash solutions that recover its observed trajectory, and  $L_{\text{Cost}}$  encourages agent  $i$  to consider appropriate agents to minimize its game cost.

### 3.4 Goal Inference Network (GIN)

In order to employ the PSN in more complicated scenarios where the game information is incomplete (i.e., the parameter  $\theta$  introduced in Section 3.1 is unknown), it is necessary to recover  $\theta$  from observations of agents' states. In this work, we focus on treating  $\theta^i$  as agent  $i$ 's 2-D goal position  $\hat{p}_g^i$  (more generally,  $\theta^i$  can be any parameters, such as weights on basis functions spanning agent preferences, which have been studied in [19, 23, 25]). We introduce a data-driven goal inference network  $G_\phi$ , which effectively infers the agent's goal  $\hat{p}_g^i$  from the (partial) observation of their past trajectories  $\{h(\mathbf{x}_k)\}_{k=0}^K$ . The network is trained from the dataset  $\mathcal{D}$ , which contains the Nash equilibrium trajectories of all agents from solving a game with ground truth goals, by minimizing the mean goal inference error  $L_{\text{Goal}}$  for each sample  $d$ :

$$\min_{\phi} \underbrace{\frac{1}{|\mathcal{D}| \cdot N} \sum_{d \in \mathcal{D}} \sum_{i \in [N]} \|p_{g,\text{ref}}^i - G_\phi(\mathbf{x}_{0:K})\|}_{L_{\text{Goal}}} \quad (7)$$

Assisted by  $G_\phi$ , the PSN is readily adaptable to trajectory prediction and ego-centric planning tasks where the agents' goals are not known to the predictor/planner, by constructing and solving a masked game  $\Gamma^i(\tilde{\mathbf{x}}_k, \tilde{\mathbf{f}}; \{\hat{p}_g^i\}_{i=1}^N, M_k^i)$  parametrized by the inferred goals.

### 3.5 Receding Horizon Prediction and Planning

We now integrate the player selection network with a (differentiable) Nash game solver [28] in the receding time horizon for prediction and planning tasks.

In prediction tasks, as illustrated in Algorithm 1, the first  $K$  steps of the states of all agents are observed, and their goals  $\hat{p}_g$  are inferred by the GIN. At each step, PSN returns an adaptive mask  $M_k^i := (m_k^{ij})$ , which determines the key players for the interested agent  $i$ . Then an OLNE strategy  $(u_{k|k}^{i*}, \dots, u_{k+T-1|k}^{i*})$  is solved from the masked game and the one-step state prediction for agent  $i$  is obtained from acting  $u_{k|k}^{i*}$ , assuming the other agents are still obtained by solving a game with all agents.

In practice, this complexity could be avoided by treating each non-ego player  $j \neq i$  as ego and solving a masked game for that player to predict its action. However, for the sake of interpretability, we only employ the PSN for predicting the ego agent's actions when reporting results in Section 4.

In planning tasks, as illustrated in Algorithm 2, at each time step  $k \geq K$ , ego agent  $i$  observes all agents' past trajectories of  $K$  steps  $\mathbf{x}_{k-K:k}$ , infers their goals  $\hat{p}_g$  via GIN and obtains an adaptive mask  $M_k^i := (m_k^{ij})$  from the neural network, which determines the key players. The ego agent then solves for an GOLNE

---

**Algorithm 1** Receding Horizon Prediction via PSN

---

**Input:** PSN-Prediction (Full, Partial), Goal Inference Network  $G_\phi$ , receding horizon masked game  $\Gamma^i(\tilde{\mathbf{x}}_k, \tilde{\mathbf{f}}; \{p_g^i\}_{i=1}^N, M_k^i)$ , observation interval  $K$ , prediction interval  $T_{\text{Pred}}$ .

**Output:** Agent  $i$ 's receding horizon trajectory prediction  $\hat{\mathbf{x}}_{K+1:K+T}^i$ .

// Infer agents' goals via  $G_\phi$ .

1:  $\{\hat{p}_g^i\}_{i=1}^N \leftarrow G_\phi(\{h(\mathbf{x}_k)\}_{k=0}^K)$  if  $\{p_g^i\}_{i=1}^N$  not known,  
else  $\{\hat{p}_g^i\}_{i=1}^N \leftarrow \{p_g^i\}_{i=1}^N$

2: **for**  $k = K, \dots, K + T_{\text{Pred}} - 1$  **do**

// Identify key agents via PSN.

3:  $M_k^i \leftarrow \text{PSN-Full}(\tilde{\mathbf{x}}_{k-K:k})$  or  $\text{PSN-Partial}(\hat{\mathbf{p}}_{k-K:k})$ .

// Solve masked game for agent  $i$ .

4:  $u_{k|k}^{i*} \leftarrow \text{solving } \Gamma_k^i(\tilde{\mathbf{x}}_k, \tilde{\mathbf{f}}; \{\hat{p}_g^i\}_{i=1}^N, M_k^i)$ .

// Solve full game for the other agents.

5:  $u_{k|k}^{-i*} \leftarrow \text{solving } \Gamma_k(\mathbf{x}_k, \mathbf{f}; \{\hat{p}_g^i\}_{i=1}^N)$ .

// Update prediction based on dynamics (1b).

6:  $\hat{\mathbf{x}}_{k+1}^i \leftarrow f^i(x_k^i, u_{k|k}^{i*})$ .

7:  $\hat{\mathbf{x}}_{k+1}^{-i} \leftarrow f^{-i}(x_k^{-i}, u_{k|k}^{-i*})$ .

8:  $k \leftarrow k + 1$ .

9: **end for**

---

---

**Algorithm 2** Receding Horizon Planning via PSN

---

**Input:** PSN-Planning (Full, Partial), Goal Inference Network  $G_\phi$ , receding horizon masked game  $\Gamma^i(\tilde{\mathbf{x}}_k, \tilde{\mathbf{f}}; \{p_g^i\}_{i=1}^N, M_k^i)$ , observation interval  $K$ , ego agent  $i$ 's goal  $p_g^i$ .

**Output:** Agent  $i$ 's receding horizon strategy  $\mathbf{u}_{\text{RH}}^{i*}$ .

// Infer the other agents' goals via  $G_\phi$ .

1:  $\{\hat{p}_g^j\}_{j=1}^N \leftarrow G_\phi(\{h(\mathbf{x}_k)\}_{k=0}^K)$  if  $\{p_g^j\}_{j=1}^N$  not known,  
else  $\{\hat{p}_g^j\}_{j=1}^N \leftarrow \{p_g^j\}_{j=1}^N$ .

2: **while**  $k \geq K$  and player  $i$  not reaching his goal  $p_g^i$  **do**

// Identify key agents via PSN.

3:  $M_k^i \leftarrow \text{PSN-Full}(\mathbf{x}_{k-K:k})$  or  $\text{PSN-Partial}(\mathbf{p}_{k-K:k})$ .

// Solve Masked game for agent  $i$ .

4:  $u_{k|k}^{i*} \leftarrow \text{solving } \Gamma_k^i(\tilde{\mathbf{x}}_k, \tilde{\mathbf{f}}; \{\hat{p}_g^i\}_{i=1}^N, M_k^i)$ .

// Update agent  $i$ 's state based on dynamics (1b).

5:  $\mathbf{x}_{k+1}^i \leftarrow f^i(x_k^i, u_{k|k}^{i*})$  based on dynamics (1b).

6:  $k \leftarrow k + 1$ .

7: **end while**

---

strategy  $(u_{k|k}^{i*}, \dots, u_{k+T-1|k}^{i*})$  for  $\Gamma^i(\tilde{\mathbf{x}}_k, \tilde{\mathbf{f}}; \hat{\theta}, M_k^i)$  and then implements the first control input  $u_{k|k}^{i*}$  and updates its state according to (1b). The resulting receding-horizon strategy is denoted as  $\mathbf{u}_{\text{RH}}^{i*} = (u_{k|k}^{i*}, u_{k+1|k+1}^{i*}, \dots)$ .

## 4 EXPERIMENTS

In this section, we address two questions: i) how does the PSN Game perform against baseline selection methods on both prediction and planning tasks; and ii) can PSN Game adapt to challenging settings such as information deficiency (i.e., unknown objectives of non-ego agents), varying number of agents, and real-world pedestrian scenarios? We train and validate PSN Game to investigate the following hypotheses:

**Hypothesis 1:** In prediction tasks, PSN-Prediction yields more accurate forecasts of the target agents' future trajectories than baseline selection methods.

**Hypothesis 2:** In planning tasks, PSN-Planning produces safer and more efficient plans (lower navigation/collision/control costs, smoother and shorter trajectories) than baselines.

**Hypothesis 3:** PSN readily adapts to incomplete-information games when paired with the goal inference network.

**Hypothesis 4:** PSN scales to scenarios with more agents than seen in training, without retraining or finetuning.

**Hypothesis 5:** PSN transfers to real pedestrian trajectories.

### 4.1 Experiment Setup

**4.1.1 Game Structure and PSN Training.** In this work, we use the following game setup for training and evaluation:  $N$  players are moving towards their goals while avoiding each other. At each time  $k$ , the  $i^{\text{th}}$  player's state  $x_k^i \in \mathbb{R}^4$  encodes its position  $p_k^i = [p_{x,k}^i, p_{y,k}^i]^\top$  and velocity  $v_k^i = [v_{x,k}^i, v_{y,k}^i]^\top$ , and evolves according to double-integrator dynamics, i.e.,

$$\begin{aligned} x_{k+1}^i &= \begin{bmatrix} p_{k+1}^i \\ v_{k+1}^i \end{bmatrix} = \begin{bmatrix} I_2 & I_2 \Delta t \\ \mathbf{0} & I_2 \end{bmatrix} \cdot \begin{bmatrix} p_k^i \\ v_k^i \end{bmatrix} + \begin{bmatrix} \mathbf{0} \\ I_2 \end{bmatrix} \Delta t \cdot a_k^i \\ &= \underbrace{A x_k^i + B \Delta t u_k^i}_{f^i(x_k^i, u_k^i)}, \quad k \in [T], i \in [N]. \end{aligned} \quad (8)$$

where the control input  $u_k^i = a_k^i = [a_{x,k}^i, a_{y,k}^i]^\top$  denotes the player's acceleration and  $\Delta t$  denotes the time interval between two adjacent steps, and  $I_2$  is the identity matrix in  $\mathbb{R}^2$ .

Adhering to dynamics constraints, the game objective is to minimize the cumulative running cost  $c_k^i$  over time, where  $c_k^i$  is characterized by private costs  $c_{p,k}^i$  and shared costs  $c_{s,k}^i$  with non-negative weighting parameters  $\mathbf{w}^i = (w_{1:4}^i)$ , i.e.

$$c_k^i = c_{p,k}^i + c_{s,k}^i \quad (9a)$$

$$c_{p,k}^i = w_1 \|p_k^i - p_{\text{ref},k}^i\|_2^2 + w_2 \|v_k^i\|_2^2 + w_3 \|u_k^i\|_2^2 \quad (9b)$$

$$c_{s,k}^i = \sum_{j=1}^N c_k^{ij} = w_4 \sum_{j=1}^N \exp(-\|p_k^i - p_k^j\|_2^2). \quad (9c)$$

This form of objective guides the  $i^{\text{th}}$  player towards its destination  $p_g^i$  along a goal-oriented reference path  $\{p_{\text{ref},k}^i\}_{t=1}^T$ , where

$$p_{\text{ref},k}^i = (1 - \frac{k}{T}) p_0^i + \frac{k}{T} p_g^i,$$

with minimal velocity ( $\|v_k^i\|_2^2$ ) and energy expenditure ( $\|u_k^i\|_2^2$ ) while maintaining a safe distance from the others ( $\exp(-\|p_k^i - p_k^j\|_2^2)$ ).

**4.1.2 Tasks and Metrics.** We evaluate PSN on prediction and planning tasks. For prediction, we report *Average Displacement Error* (ADE ↓), *Final Displacement Error* (FDE ↓), and *Selection Consistency* (Consistency ↑) between the ego agent's computed and ground-truth trajectories. For planning, we report *Navigation Cost* (Nav. Cost ↓), *Collision Cost* (Col. Cost ↓), *Control Cost* (Ctrl. Cost ↓), *Selection Consistency* (Consistency ↑), *Minimum Distance* (Dist<sub>m</sub> ↑), *Trajectory Smoothness* (trajs ↓), and *Trajectory Length* (trajL ↓). We use ↑ for larger-is-better and ↓ for smaller-is-better. Metric implementations are provided in the Supplementary Material.

4.1.3 *Baselines.* We compare our proposed PSN Game against the following baseline selection methods. In each method, an agent is selected if the following criteria are met:

- i. PSN-Threshold (ours): the agent’s mask  $m^{ij}$  is larger than a predefined threshold  $m_{th}$ .
- ii. PSN-Rank (ours): the agent has one of the top  $|U^i|$  largest mask  $m^{ij}$ .
- iii. Distance: the agent’s current distance from the ego agent is less than a predefined radius  $r_{th}$ .
- iv. kNNs: the agent is among the top  $|U^i|$  closest agents to the ego agent in Euclidean distance.
- v. Gradient [2]: the agent has one of the top  $|U^i|$  largest norms of the gradient of the ego agent’s shared cost with respect to the agent’s current control input.
- vi. Hessian [2]: the agent has one of the top  $|U^i|$  largest norms of the Hessian of the ego agent’s shared cost with respect to the agent’s current control input.
- vii. Cost Evolution [2]: the agent causes one of the top  $|U^i|$  largest increases in the ego agent’s shared cost over the last step.
- viii. BF [2]: the agent has one of the top  $|U^i|$  smallest barrier function encoding the safety constraint.
- ix. CBF [2]: the agent has one of the top  $|U^i|$  smallest control barrier function encoding the safety constraint.

4.1.4 *Scenarios.* To investigate the above hypotheses, we train both PSN-Prediction and PSN-Planning in an idealized setting for 4 and 10 agents with known ground-truth goals. At test time, PSNs are benchmarked against baselines in a Monte-Carlo study over 4 and 10 agent scenarios in prediction and planning tasks with ground truth goals (**Hypotheses 1 and 2**) and inferred goals (**Hypothesis 3**). We also evaluate the PSN that was trained for 10 agents in 20 agent scenarios to validate its scalability to a larger number of agents (**Hypothesis 4**) and finally, to real pedestrian trajectories in the CTR [34] dataset to assess generalization well outside the training distribution (where human motions are not governed by an explicit test-time game model) (**Hypothesis 5**). Scenario-specific details are in the Appendix.

## 4.2 Qualitative Analysis

*Advantages of PSN Game:* Table 1 summarizes the required information for runtime operation and parameters for different player selection methods, including agents’ latest position (Pos.), latest velocity (Vel.), latest control (Ctrl.), history trajectory (Traj.), and game cost/constraint (Game). Our method offer several advantages: i) PSN-Partial requires only position information, which is more accessible compared to velocities and control inputs; ii) PSN Game reasons about agents’ importance based on trajectory histories, not just instantaneous states, promoting better long-term consistency; iii) while PSN Game does require a model of agents’ cost and constraints during training, that information is not used at runtime; iv) PSN Game requires no environment-specific parameter tuning at runtime. These properties enhance the versatility and general applicability of our framework.

*Advantages of Threshold-Based Methods over Ranking-Based Methods:* As a threshold-based method, PSN Game provides several advantages over ranking-based methods:

**Table 1: Characteristics of player selection methods**

Category	Method	Pos.	Vel.	Ctrl.	Traj.	Game	Parameter(s)
Thres.	PSN-Full (Ours)	✓	✓	✗	✓	✗	-
	PSN-Partial (Ours)	✓	✗	✗	✓	✗	-
	Distance	✓	✗	✗	✗	✗	-
Ranking	PSN-Full (Ours)	✓	✓	✗	✓	✗	-
	PSN-Partial (Ours)	✓	✗	✗	✓	✗	-
	kNNs	✓	✗	✗	✗	✗	-
	Cost Evolution [2]	✓	✗	✗	✓	Cost	-
	Gradient [2]	✓	✓	✓	✓	Cost	-
	Hessian [2]	✓	✓	✓	✗	Cost	-
	BF [2]	✓	✓	✗	✗	Constraint	Barrier Const
CBF [2]	✓	✓	✓	✗	Constraint	Barrier Const	

**Table 2: Bootstrapped mean prediction performance in 4 and 10 agent scenarios with ground truth goals**

4 Agents	Parameter	ADE [m] ↓ (±0.0147)*	FDE [m] ↓ (±0.0257)	Consistency ↑ (±0.0035)	Num.P (±0.06)
PSN-Full	$m_{th} = 0.5$	<b>0.1834</b>	0.2785	0.9901	1.66
PSN-Partial		0.1876	0.2745	0.9856	1.87
Distance		0.2040	0.2985	<b>0.9949</b>	1.20
PSN-Full	$ U^i  = 1$	0.1839	0.2749	0.9901	2
PSN-Partial		<b>0.1816</b>	<b>0.2674</b>	0.9856	
kNNs		0.1884	0.2802	0.9887	
Cost Evolution		0.1861	<b>0.2661</b>	0.9800	
Gradient		0.1925	0.2817	0.9885	
Hessian		0.1938	0.2851	0.9915	
BF		0.1899	0.2812	0.9917	
CBF	0.1921	0.2843	<b>0.9931</b>		
10 Agents	Parameter	ADE [m] ↓ (±0.0161)	FDE [m] ↓ (±0.0292)	Consistency ↑ (±0.0014)	Num.P (±0.11)
PSN-Full	$m_{th} = 0.5$	0.2499	0.3610	<b>0.9936</b>	2.06
PSN-Partial		<b>0.2296</b>	<b>0.3295</b>	0.9910	2.62
Distance		0.2438	0.3638	0.9931	2.29
PSN-Full	$ U^i  = 2$	0.2314	0.3401	<b>0.9936</b>	3
PSN-Partial		<b>0.2213</b>	<b>0.3300</b>	0.9909	
kNNs		0.2343	0.3485	0.9908	
Cost Evolution		0.2339	0.3426	0.9776	
Gradient		0.2392	0.3517	0.9930	
Hessian		0.2360	0.3489	0.9928	
BF		0.2369	0.3508	0.9923	
CBF	0.2368	0.3519	<b>0.9933</b>		

\* indicates the largest standard error of all methods for the corresponding metric.

**Adaptive selection:** Choosing an appropriate threshold (e.g.,  $m_{th} = 0.5$ ) is simpler and more robust across scenarios than fixing the number of selected players.

**Variable player set:** Thresholding allows the number of selected players to adapt naturally to environmental density, unlike ranking-based methods that enforce a fixed number. Trajectory visualization in Fig. 3 illustrates that ranking-based methods may force the ego agent to select irrelevant players to meet a fixed quota, leading to unnecessary computation.

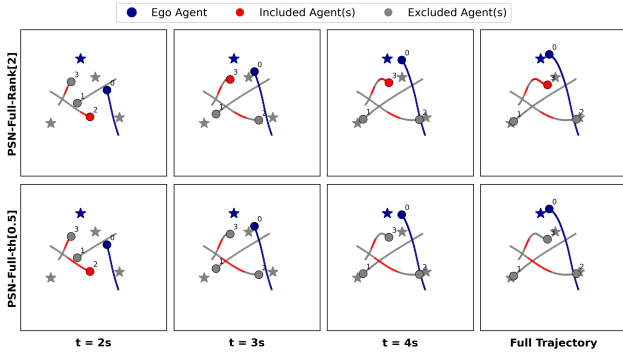
**Better flexibility:** Threshold-based methods can easily convert to ranking-based selections if needed, but not vice versa due to metric variability across environments.

## 4.3 Quantitative Result Analysis

4.3.1 *Prediction Test.* Table 2 lists PSN-Prediction’s performance compared with baseline methods in a Monte Carlo study of complete information games with 4 and 10 agents. PSN achieves the best performance in 3 out of 4 prediction metrics (ADE and FDE), suggesting that it consistently provides better prediction accuracy over baseline selection methods across scenarios with different numbers of players.

**Table 3: Bootstrapped mean planning performance in 4 and 10 agent scenarios with ground truth goals**

4 Agents	Parameter	Nav. Cost ↓ (±0.1359)	Col. Cost ↓ (±0.0764)	Ctrl. Cost ↓ (±0.0045)	traj <sub>s</sub> ↓ (±0.0019)	traj <sub>L</sub> [m] ↓ (±0.0741)	Consistency ↑ (±0.0035)	Dist <sub>m</sub> [m] ↑ (±0.0558)	Num.P (±0.04)
PSN-Full	$m_{th} = 0.5$	3.2410	1.9387	<b>0.1147</b>	<b>0.0088</b>	<b>1.8934</b>	<b>0.9942</b>	<u>0.7969</u>	1.32
PSN-Partial		3.2306	1.9410	<u>0.1157</u>	0.0097	1.9075	0.9927	0.7939	1.32
Distance	$d_{th} = 1.0\text{ m}$	3.2494	1.9517	0.1163	<b>0.0082</b>	1.9006	<b>0.9949</b>	0.7860	1.20
PSN-Full		3.2336	<b>1.9084</b>	0.1175	0.0110	1.9168	<u>0.9941</u>	<b>0.8173</b>	
PSN-Partial		<b>3.2284</b>	<b>1.8947</b>	0.1181	0.0150	1.9293	0.9926	<b>0.8105</b>	
kNNs		3.2636	1.9267	0.1160	0.0101	1.9024	0.9888	0.7875	
Cost Evolution	$ U^t  = 1$	<b>3.2167</b>	1.9249	0.1189	0.0125	1.9255	0.9800	0.7862	2
Gradient		3.2563	1.9281	0.1165	0.0098	1.8993	0.9885	0.7881	
Hessian		3.2536	1.9325	0.1164	<u>0.0095</u>	1.9027	0.9914	0.7873	
BF		3.2574	1.9287	0.1158	0.0098	<b>1.8980</b>	0.9918	0.7881	
CBF		3.2513	1.9304	<b>0.1155</b>	<u>0.0095</u>	1.9027	0.9930	0.7863	
All	—	3.2962	1.7890	0.1148	0.0152	1.9437	1	0.8501	4
10 Agents	Parameter	Nav. Cost ↓ (±0.2173)	Col. Cost ↓ (±0.1535)	Ctrl. Cost ↓ (±0.0073)	traj <sub>s</sub> ↓ (±0.0031)	traj <sub>L</sub> [m] ↓ (±0.1316)	Consistency ↑ (±0.0013)	Dist <sub>m</sub> [m] ↑ (±0.0423)	Num.P (±0.11)
PSN-Full	$m_{th} = 0.5$	4.4737	3.8028	0.1511	0.0189	2.4682	0.9920	<b>0.5043</b>	2.75
PSN-Partial		<u>4.4273</u>	<b>3.7905</b>	0.1531	0.0221	2.4924	0.9885	<u>0.5035</u>	2.88
Distance	$d_{th} = 1.5\text{ m}$	<b>4.4041</b>	3.8669	0.1488	<b>0.0153</b>	2.4658	<b>0.9931</b>	0.4770	2.29
PSN-Full		4.4820	3.7913	0.1537	0.0213	2.4738	0.9919	<b>0.5155</b>	
PSN-Partial		<u>4.4273</u>	<b>3.7875</b>	0.1545	0.0231	2.4994	0.9884	0.4982	
kNNs		4.4517	3.8434	0.1496	0.0169	<b>2.4514</b>	0.9908	0.4801	
Cost Evolution	$ U^t  = 2$	<b>4.3470</b>	3.8311	0.1540	0.0169	2.4931	0.9775	0.4848	3
Gradient		4.4392	3.8585	0.1487	0.0178	<b>2.4486</b>	<u>0.9930</u>	0.4816	
Hessian		4.4317	3.8416	<b>0.1479</b>	0.0177	2.4560	0.9928	0.4820	
BF		4.4501	3.8415	<u>0.1484</u>	0.0160	2.4560	0.9923	0.4792	
CBF		4.4294	3.8471	<b>0.1479</b>	<b>0.0155</b>	<u>2.4559</u>	<b>0.9932</b>	0.4798	
All	—	4.7586	3.4682	0.1425	0.0215	2.4900	1	0.5680	10



**Figure 3: Trajectory visualization for PSN-Full-Rank (Top), PSN-Full-Threshold (Middle), and All (Bottom) in a 4 agent scenario. The ego agent (blue) iteratively solves the masked game that includes selected players (red) from the PSN and excludes irrelevant players (gray) for the equilibrium strategy.**

**4.3.2 Planning Test.** Table 3 lists the performance of PSN-Planning compared with baseline methods in a Monte Carlo study of complete information games with 4 and 10 players. Trained via minimizing game cost for the ego-agent, PSN achieves the best performance in 6 out of 14 planning metrics. Notably, PSN hits the best in both safety metrics (Collision Cost and Minimum Distance) in both scenarios and achieves the top three in three of them, with minor safety degradation compared to the full-player game, suggesting that PSN provides a safety-reliable selection of key agents to avoid risks of collision.

**4.3.3 Adaptation to incomplete information games.** To validate PSN’s adaptation to incomplete information games where the agents’ intentions are unknown, we test all methods aided with the trained goal inference network in 4 and 10-agent scenarios. Tables 4 and 5

list the prediction and planning results for 4-agent scenarios where agents’ goals are inferred. PSN sweeps the top 2 in both prediction metrics and achieves top 3 in all planning metrics, with a top 1 in both safety metrics. This reflects that the goal inference network can infer agents’ unknown goal positions well enough for strong PSN performance (despite inevitable goal inference errors) even in incomplete information scenarios.

**4.3.4 Adaptation to a large number of agents.** We also validate the PSN’s ability to adapt to a larger number of agents than encountered during training. Table 6 demonstrates the prediction results of utilizing PSN trained for 10 agents in a 20 agent scenario. To overcome the input dimension mismatch, we simply apply a nearest neighbor approach to find the 9 closest neighbors to the ego agent, then we apply the PSN to the remaining 10 agents and select key agents. Results reveal that the PSN variants achieve best and second-best performance in both prediction metrics, validating its robust adaptation when faced with more agents than anticipated during training. This result indicates that *we need not retrain separate PSNs for different numbers of agents  $N$* , which makes PSN Game practical to deploy in real-world scenarios, where the number of agents may vary with time.

**4.3.5 Adaptation to pedestrian dataset.** To verify the PSN’s adaptation to non-game-theoretic scenarios. We apply PSN Game to the CTR dataset [34], which involves 10 agents. Table 7 reveals that PSN Game again achieves the best performance in both prediction metrics. Notably, it even provides better prediction accuracy when solving a masked game using PSN than when solving a full-player game. This outcome suggests that in practice, humans are more likely to consider those most important neighbors instead of everyone in their view.

**Table 4: Bootstrapped mean planning performance in 4 and 10 agent scenarios with inferred goals**

4 Agents	Parameter	Nav. Cost ↓ (±0.1603)	Col. Cost ↓ (±0.0758)	Ctrl. Cost ↓ (±0.0046)	trajs ↓ (±0.0023)	trajL [m] ↓ (±0.0805)	Consistency ↑ (±0.0032)	Dist <sub>m</sub> [m] ↑ (±0.0545)	Num.P (±0.04)
PSN-Full	$m_{th} = 0.5$	3.2451	1.9421	<b>0.1145</b>	<b>0.0087</b>	<u>1.8883</u>	<b>0.9942</b>	0.7968	1.32
PSN-Partial		3.2483	1.9355	0.1151	0.0099	1.8898	0.9925	0.7980	1.32
Distance	$d_{th} = 1.0\text{ m}$	3.2477	1.9635	0.1160	<b>0.0086</b>	1.8923	<b>0.9950</b>	0.7792	1.20
PSN-Full		<b>3.2422</b>	<b>1.9103</b>	0.1174	0.0110	1.9184	0.9940	<b>0.8127</b>	
PSN-Partial		3.2465	1.9403	0.1153	0.0096	1.9003	0.9920	2	
kNNs		3.9276	1.9751	<b>0.1145</b>	0.0117	<b>1.7555</b>	0.9898	<u>0.8012</u>	
Cost Evolution	$ U^i  = 1$	<b>3.2197</b>	<u>1.9309</u>	0.1189	0.0124	1.9196	0.9804	0.7829	2
Jacobian		3.2684	1.9363	0.1161	0.0098	1.8922	0.9885	0.7842	
Hessian		3.9282	1.9831	<b>0.1145</b>	0.0113	<b>1.7533</b>	0.9912	<b>0.8032</b>	
BF		3.2669	<b>1.9308</b>	0.1155	0.0095	1.8928	0.9915	0.7875	
CBF		3.2606	1.9324	0.1151	<u>0.0094</u>	1.8963	0.9931	0.7846	
All	—	3.3084	1.7948	0.1147	0.0162	1.9352	1	0.8495	4
10 Agents	Parameter	Nav. Cost ↓ (±0.2254)	Col. Cost ↓ (±0.1563)	Ctrl. Cost ↓ (±0.0066)	trajs ↓ (±0.0029)	trajL [m] ↓ (±0.1301)	Consistency ↑ (±0.0015)	Dist <sub>m</sub> [m] ↑ (±0.0485)	Num.P (±0.11)
PSN-Full	$m_{th} = 0.5$	4.4480	3.8417	0.1530	0.0196	2.4852	0.9920	<b>0.4928</b>	2.74
PSN-Partial		4.4301	3.8362	0.1499	0.0188	2.4579	0.9919	0.4865	2.74
Distance	$d_{th} = 1.5\text{ m}$	<b>4.4085</b>	3.8717	0.1491	<b>0.0169</b>	2.4548	0.9930	0.4772	2.29
PSN-Full		4.4656	<b>3.8169</b>	0.1564	0.0218	2.5021	0.9919	<b>0.5081</b>	
PSN-Partial		4.4299	3.8399	0.1521	0.0192	2.4601	0.9919	0.4853	
kNNs		4.4557	3.8480	0.1500	0.0180	<u>2.4503</u>	0.9910	0.4796	
Cost Evolution	$ U^i  = 2$	<b>4.3612</b>	<b>3.8284</b>	0.1560	0.0183	2.4960	0.9767	0.4872	3
Gradient		4.4537	3.8491	<u>0.1487</u>	0.0178	<b>2.4478</b>	0.9908	0.4797	
Hessian		4.4296	3.8358	<b>0.1483</b>	0.0177	2.4560	<b>0.9926</b>	0.4820	
BF		4.4407	3.8533	0.1485	0.0173	<b>2.4492</b>	0.9918	0.4794	
CBF		4.4379	3.8583	<b>0.1482</b>	<b>0.0165</b>	2.4559	<b>0.9932</b>	0.4828	
All	—	4.7659	3.5107	0.1467	0.0236	2.5083	1	0.5665	10

**Table 5: Bootstrapped mean prediction performance in 4 and 10 agent scenarios with inferred goals**

4 Agents	Parameter	ADE [m] ↓ (±0.0147)	FDE [m] ↓ (±0.0257)	Consistency ↑ (±0.0035)	Num.P (±0.06)
PSN-Full	$m_{th} = 0.5$	<b>0.2989</b>	<b>0.5075</b>	0.9903	1.66
PSN-Partial		0.3150	0.5156	0.9870	1.88
Distance	$d_{th} = 1\text{ m}$	0.3200	0.5231	<b>0.9941</b>	2
PSN-Full		<b>0.3003</b>	<b>0.5037</b>	0.9904	
PSN-Partial		0.3127	0.5139	0.9869	
kNNs		0.3118	0.5211	0.9899	
Cost Evolution	$ U^i  = 1$	<u>0.3096</u>	<u>0.5081</u>	0.9806	2
Jacobian		0.3121	0.5177	0.9791	
Hessian		0.3157	0.5211	<u>0.9912</u>	
BF		0.3127	0.5223	0.9898	
CBF		0.3149	0.5234	<b>0.9922</b>	
10 Agents	Parameter	ADE [m] ↓ (±0.0147)*	FDE [m] ↓ (±0.0257)	Consistency ↑ (±0.0035)	Num.P (±0.06)
PSN-Full	$m_{th} = 0.5$	0.4772	0.8094	<b>0.9936</b>	2.09
PSN-Partial		0.4794	0.8214	0.9909	2.65
Distance	$d_{th} = 1.5\text{ m}$	0.4780	<u>0.8083</u>	<b>0.9935</b>	—
PSN-Full		<b>0.4697</b>	<b>0.8054</b>	<b>0.9935</b>	
PSN-Partial		0.4782	0.8101	0.9910	
kNNs		0.4830	0.8272	0.9909	
Cost Evolution	$ U^i  = 2$	<b>0.4679</b>	<b>0.8002</b>	0.9783	3
Gradient		0.4833	0.8323	0.9899	
Hessian		0.4839	0.8289	0.9919	
BF		0.4835	0.8274	0.9921	
CBF		0.4843	0.8343	0.9930	

## 5 CONCLUSION

In this work, we propose PSN Game, a novel game-theoretic planning framework that leverages a Player Selection Network to address the escalating time complexity caused by large numbers of agents in multi-agent prediction and planning. Empirical results on both simulated environments and real-world human trajectory datasets demonstrate that PSN Game achieves the state-of-the-art prediction accuracy and planning safety among recent player selection methods. Moreover, PSN Game offers flexible data requirements and can be seamlessly integrated into existing multi-agent

**Table 6: Bootstrapped mean prediction performance in 20 agent scenarios with ground truth goals**

20 Agents	Parameter	ADE [m] ↓	FDE [m] ↓	Consistency ↑	Num.P
PSN-Full	$m_{th} = 0.5$	0.3270	0.4823	0.9721	2.27
PSN-Partial		0.3153	<u>0.4728</u>	0.9669	2.82
Distance	$d_{th} = 1.5\text{ m}$	<b>0.3150</b>	0.4824	<b>0.9941</b>	3.24
PSN-Full		<b>0.3108</b>	<b>0.4532</b>	0.9717	
PSN-Partial		<u>0.3152</u>	<b>0.4697</b>	0.9665	
kNNs		0.3180	0.4768	<u>0.9935</u>	
Cost Evolution	$ U^i  = 2$	0.3378	0.4937	0.9849	3
Gradient		0.3179	0.4733	0.9930	
Hessian		0.3191	0.4796	0.9926	
BF		0.3254	0.4794	<b>0.9936</b>	
CBF		0.3268	0.4885	0.9931	

**Table 7: Bootstrapping mean prediction performance for CITR[34] pedestrian dataset with ground truth goals**

CITR [34]	Parameter	ADE [m] ↓	FDE [m] ↓	Consistency ↑	Num.P
PSN-Full	$m_{th} = 0.5$	0.4987	0.4398	<b>1.0000</b>	1.34
PSN-Partial		<u>0.4940</u>	<b>0.4309</b>	<b>1.0000</b>	1.50
Distance	$d_{th} = 1.5\text{ m}$	0.4986	<b>0.4285</b>	0.9851	2.13
PSN-Full		0.4966	0.4398	<b>1.0000</b>	
PSN-Partial		<b>0.4931</b>	0.4438	<b>1.0000</b>	
kNNs		0.4975	0.4356	0.9765	
Cost Evolution	$ U^i  = 2$	<b>0.4932</b>	0.4413	0.8585	3
Gradient		0.4987	0.4364	0.9785	
Hessian		0.4985	0.4367	0.9786	
BF		0.4986	0.4382	0.9745	
CBF		0.4952	0.4405	0.9723	

planning pipelines, enabling scalable, efficient, and safe planning across diverse scenarios.

## ACKNOWLEDGMENTS

This work was supported by the National Science Foundation under grants 2336840 and 2409535, and by the Army Research Laboratory under cooperative agreements W911NF-23-2-0011 and W911NF-25-2-0021.

## REFERENCES

- [1] Tamer Başar and Geert Jan Olsder. 1998. *Dynamic noncooperative game theory*. SIAM.
- [2] Makram Chahine, Roya Firoozi, Wei Xiao, Mac Schwager, and Daniela Rus. 2023. Local non-cooperative games with principled player selection for scalable motion planning. In *2023 IEEE/RSJ International Conference on Intelligent Robots and Systems (IROS)*. IEEE, 880–887.
- [3] Changan Chen, Yuejiang Liu, Sven Kreiss, and Alexandre Alahi. 2019. Crowd-robot interaction: Crowd-aware robot navigation with attention-based deep reinforcement learning. In *2019 international conference on robotics and automation (ICRA)*. IEEE, 6015–6022.
- [4] Yu Fan Chen, Miao Liu, Michael Everett, and Jonathan P How. 2017. Decentralized non-communicating multiagent collision avoidance with deep reinforcement learning. In *2017 IEEE international conference on robotics and automation (ICRA)*. IEEE, 285–292.
- [5] Steven P Dirkse and Michael C Ferris. 1995. The path solver: a nonmonotone stabilization scheme for mixed complementarity problems. *Optimization methods and software* 5, 2 (1995), 123–156.
- [6] Michael Everett, Yu Fan Chen, and Jonathan P How. 2018. Motion planning among dynamic, decision-making agents with deep reinforcement learning. In *2018 IEEE/RSJ International Conference on Intelligent Robots and Systems (IROS)*. IEEE, 3052–3059.
- [7] Jianwu Fang, Dingxin Yan, Jiahuan Qiao, Jianru Xue, and Hongkai Yu. 2021. DADA: Driver attention prediction in driving accident scenarios. *IEEE transactions on intelligent transportation systems* 23, 6 (2021), 4959–4971.
- [8] David Fridovich-Keil. [n.d.]. MixedComplementarityProblems.jl: A custom interior point solver for mixed complementarity problems. <https://github.com/CLARoboticsLab/MixedComplementarityProblems.jl>
- [9] David Fridovich-Keil, Ellis Ratner, Lasse Peters, Anca D Dragan, and Claire J Tomlin. 2020. Efficient iterative linear-quadratic approximations for nonlinear multi-player general-sum differential games. In *2020 IEEE international conference on robotics and automation (ICRA)*. IEEE, 1475–1481.
- [10] Pnina Gershon, Kellienne R Sita, Chunming Zhu, Johnathon P Ehsani, Sheila G Klauer, Tom A Dingus, and Bruce G Simons-Morton. 2019. Distracted driving, visual inattention, and crash risk among teenage drivers. *American journal of preventive medicine* 56, 4 (2019), 494–500.
- [11] Kushagra Gupta and David Fridovich-Keil. 2023. Game-theoretic occlusion-aware motion planning: an efficient hybrid-information approach. *arXiv preprint arXiv:2309.10901* (2023).
- [12] Haimin Hu, Gabriele Dragotto, Zixu Zhang, Kaiqu Liang, Bartolomeo Stellato, and Jaime F Fisac. 2024. Who plays first? optimizing the order of play in stackelberg games with many robots. *20th Robotics: Science and Systems, RSS 2024* (2024).
- [13] Eric Jang, Shixiang Gu, and Ben Poole. 2017. Categorical Reparametrization with Gumble-Softmax. In *International Conference on Learning Representations (ICLR 2017)*. OpenReview. net.
- [14] Hamzah I Khan and David Fridovich-Keil. 2024. Leadership inference for multi-agent interactions. *IEEE Robotics and Automation Letters* (2024).
- [15] Forrest Laine, David Fridovich-Keil, Chih-Yuan Chiu, and Claire Tomlin. 2023. The computation of approximate generalized feedback nash equilibria. *SIAM Journal on Optimization* 33, 1 (2023), 294–318.
- [16] Jean-Michel Lasry and Pierre-Louis Lions. 2007. Mean field games. *Japanese journal of mathematics* 2, 1 (2007), 229–260.
- [17] Simon Le Cleac’h, Mac Schwager, and Zachary Manchester. 2021. Lucidgames: Online unscented inverse dynamic games for adaptive trajectory prediction and planning. *IEEE Robotics and Automation Letters* 6, 3 (2021), 5485–5492.
- [18] Max Guangyu Li, Bo Jiang, Zhengping Che, Xuefeng Shi, Mengyao Liu, Yiping Meng, Jieping Ye, and Yan Liu. 2019. DBUS: Human driving behavior understanding system. In *2019 IEEE/CVF International Conference on Computer Vision Workshop (ICCVW)*. IEEE, 2436–2444.
- [19] Xinjie Liu, Lasse Peters, and Javier Alonso-Mora. 2023. Learning to play trajectory games against opponents with unknown objectives. *IEEE Robotics and Automation Letters* 8, 7 (2023), 4139–4146.
- [20] Xinjie Liu, Lasse Peters, Javier Alonso-Mora, Ufuk Topcu, and David Fridovich-Keil. 2024. Auto-Encoding Bayesian Inverse Games. The 16th International Workshop on the Algorithmic Foundations of Robotics.
- [21] Negar Mehr, Mingyu Wang, Maulik Bhatt, and Mac Schwager. 2023. Maximum-entropy multi-agent dynamic games: Forward and inverse solutions. *IEEE transactions on robotics* 39, 3 (2023), 1801–1815.
- [22] Alberto Morando, Trent Victor, and Marco Dozza. 2018. A reference model for driver attention in automation: Glance behavior changes during lateral and longitudinal assistance. *IEEE Transactions on Intelligent Transportation Systems* 20, 8 (2018), 2999–3009.
- [23] L Peters, David Fridovich-Keil, Vicenç Rubies Royo, Claire J Tomlin, and Cyrill Stachniss. 2021. Inferring Objectives in Continuous Dynamic Games from Noise-Corrupted Partial State Observations. In *Robotics: Science and Systems XVII, 2021*.
- [24] Lasse Peters, Vicenç Rubies-Royo, Claire J Tomlin, Laura Ferranti, Javier Alonso-Mora, Cyrill Stachniss, and David Fridovich-Keil. 2023. Online and offline learning of player objectives from partial observations in dynamic games. *The International Journal of Robotics Research* 42, 10 (2023), 917–937.
- [25] Tianyu Qiu and David Fridovich-Keil. 2024. Inferring Occluded Agent Behavior in Dynamic Games from Noise Corrupted Observations. *IEEE Robotics and Automation Letters* (2024).
- [26] Wilko Schwarting, Alyssa Pierson, Sertac Karaman, and Daniela Rus. 2021. Stochastic dynamic games in belief space. *IEEE Transactions on Robotics* 37, 6 (2021), 2157–2172.
- [27] Jamie Snape, Jur Van Den Berg, Stephen J Guy, and Dinesh Manocha. 2011. The hybrid reciprocal velocity obstacle. *IEEE Transactions on Robotics* 27, 4 (2011), 696–706.
- [28] Max Muchen ["Sun"]. 2025. *LQRax: JAX-enabled continuous-time LQR solver*. <https://github.com/MaxMSun/lqrax>
- [29] Peter Trautman and Andreas Krause. 2010. Unfreezing the robot: Navigation in dense, interacting crowds. In *2010 IEEE/RSJ International Conference on Intelligent Robots and Systems*. IEEE, 797–803.
- [30] Jur Van den Berg, Ming Lin, and Dinesh Manocha. 2008. Reciprocal velocity obstacles for real-time multi-agent navigation. In *2008 IEEE international conference on robotics and automation*. Ieee, 1928–1935.
- [31] Mingyu Wang, Zijian Wang, John Talbot, J Christian Gerdes, and Mac Schwager. 2021. Game-theoretic planning for self-driving cars in multivehicle competitive scenarios. *IEEE Transactions on Robotics* 37, 4 (2021), 1313–1325.
- [32] Yanbo Wang, Zipeng Fang, Lei Zhao, and Weidong Chen. 2025. Learning to Tune Like an Expert: Interpretable and Scene-Aware Navigation via MLLM Reasoning and CVAE-Based Adaptation. *arXiv preprint arXiv:2507.11001* (2025).
- [33] Ye Xia, Jinkyu Kim, John Canny, Karl Zipsper, Teresa Canas-Bajo, and David Whitney. 2020. Periphery-fovea multi-resolution driving model guided by human attention. In *Proceedings of the IEEE/CVF Winter Conference on Applications of Computer Vision*. 1767–1775.
- [34] Dongfang Yang, Linhui Li, Keith Redmill, and Ümit Özgüner. 2019. Top-view trajectories: A pedestrian dataset of vehicle-crowd interaction from controlled experiments and crowded campus. In *2019 IEEE Intelligent Vehicles Symposium (IV)*. IEEE, 899–904.
- [35] Zixu Zhang and Jaime F Fisac. 2021. Safe Occlusion-aware Autonomous Driving via Game-Theoretic Active Perception. In *17th Robotics: Science and Systems, RSS 2021*. MIT Press Journals.

## 6 APPENDIX

### 6.1 Training Details

6.1.1 *Network Architecture.* We introduce the structure for both GIN and PSN as follows:

**Goal Inference Network:** Given the observation of all agents' trajectories  $\mathbf{x}_{0:K} \in \mathbb{R}^{(K+1) \times N \times d}$  ( $d = 2$  for partial and  $d = 4$  for full), we encode each agent's  $T$ -step sequence with a GRU (hidden size  $H = 64$ ), keep the final hidden states  $\{\mathbf{z}_i\}_{i=1}^N$ , and concatenate them into  $\mathbf{z} \in \mathbb{R}^{NH}$ . An MLP with hidden sizes  $256 \rightarrow 128 \rightarrow 32$  (ReLU; dropout  $p = 0.3$  between hidden layers) maps  $\mathbf{z}$  to a linear output of size  $2N$ , reshaped to  $\hat{p}_g \in \mathbb{R}^{N \times 2}$  giving  $\hat{p}_g^i$  for each agent.

**Player Selection Network:** Given the observation of all agents' trajectories  $\mathbf{x}_{0:K} \in \mathbb{R}^{(K+1) \times N \times d}$ , the PSN predicts an ego-centric, continuous selection mask  $m^i \in [0, 1]^{N-1}$ . As in the goal model, per-agent GRUs (hidden size 64) encode sequences; their final states are concatenated and passed through an MLP  $256 \rightarrow 128 \rightarrow 32$  (ReLU; dropout 0.3), followed by a sigmoid layer to produce  $m^i$ . A pretrained goal-inference network supplies per-agent goals for a differentiable iLQR game.

6.1.2 *Scenario Details.* We list the scenario details and scenario-specific game constraints/weights in Table 8. Note that the CITR dataset collects trajectories from 10 pedestrians, which is a non-game-theoretic setting.

**Table 8: Scenario Details**

	4 Agent	10 Agent	20 Agent	CITR [34]
Scenario size	5 m × 5 m	7 m × 7 m	7 m × 7 m	7.5 m × 25.5 m
Observation interval	10 Steps = 1 s			
Receding horizon steps	50 Steps = 5 s		Vary by data	
Game weight (9)	$w^i = [0.1, 0.001, 0.1, 0.1]$			

6.1.3 *Training Data and Parameters.* We train four variants of our GIN and PSN (Full, Partial) in the 4 agent scenario and 10 agent scenario mentioned above, respectively. Training parameters for each variant are listed in Table 9 and 10 with randomly generated initial states and goal positions, we use a differentiable game solver [28] to generate all agents' trajectories  $\mathbf{x}$  from a full-player game where all the other agents are considered by the ego agent.

**Table 9: Training parameters for GIN**

Scenario	4 Agent		10 Agent	
Method	Full	Partial	Full	Partial
Input size	160	80	400	200
Learning rate	$1 \times 10^{-3}$			
Batch size	32			
Epochs	100			

**Table 10: Training parameters for PSN**

Scenario	4 Agent Scenario		10 Agent	
Method	Full	Partial	Full	Partial
Input size	160	80	400	200
Learning rate	$1 \times 10^{-3}$			
Batch size	32			
Epochs	100			
Loss weight	$\sigma_1 = 0.075, \sigma_2 = 0.075$ for prediction $\sigma_1 = 0.5, \sigma_2 = 0.5$ for planning			

### 6.2 Evaluation Metrics

We provide the mathematical formulation of evaluation metrics mentioned in Section 4.1 as follows, for the ego agent  $i$ :

$$\text{ADE} \downarrow := \sum_{t=K}^{K+T} \|p_t^i - p_{t,\text{gt}}^i\|$$

$$\text{FDE} \downarrow := \|p_{K+T}^i - p_{K+T,\text{gt}}^i\|$$

$$\text{Nav. Cost} \downarrow := \sum_{t=K}^{K+T} \|p_k^i - p_{\text{ref},k}^i\|_2^2$$

$$\text{Col. Cost} \downarrow := \sum_{\substack{j=1 \\ j \neq i}}^N \exp(-\|p_k^i - p_k^j\|_2^2)$$

$$\text{Ctrl. Cost} \downarrow := \sum_k \|u_k^i\|_2^2$$

$$\text{traj}_S \downarrow := \sum_k \left\| \frac{p_k^i - p_{k-1}^i}{\|p_k^i - p_{k-1}^i\|_2} - \frac{p_{k-1}^i - p_{k-2}^i}{\|p_{k-1}^i - p_{k-2}^i\|_2} \right\|_2$$

$$\text{traj}_L \downarrow := \sum_k \|p_k^i - p_{k-1}^i\|_2$$

$$\text{Dist}_m \uparrow := \min_k \|p_k^i - p_k^{-i}\|_2$$

$$\text{Consistency} \uparrow := \sum_k \left( 1 - \frac{\|M_k^i - M_{k-1}^i\|_1}{N-1} \right)$$

Lower ADE and FDE indicate more accurate predictions.

Lower Nav. Cost, Col. Cost and Ctrl. Cost indicates better planning performance.

Lower  $\text{traj}_S$  indicates a gentler cumulative change in direction, thus it is more welcomed.

Lower  $\text{traj}_L$  indicates fewer detours for the ego agent to approach the goal.

Higher  $\text{Dist}_m$  indicates better safety performance.

Higher Consistency indicates fewer changes in player selection, which also promotes a smoother trajectory and shorter trajectory length.