

REVIEWGROUND: Improving Review Substantiveness with Rubric-Guided, Tool-Integrated Agents

Anonymous ACL submission

Abstract

CLAIM: This work focuses on exploring how LLMs can assist human reviewers in the peer review process, rather than replacing them.

The rapid rise in AI conference submissions has driven increasing exploration of large language models (LLMs) for peer review support. However, LLM-based reviewers often generate superficial, formulaic comments lacking substantive, evidence-grounded feedback. We attribute this to the underutilization of two key components of human reviewing: explicit rubrics and contextual grounding in existing work. To address this, we introduce REVIEWBENCH, a benchmark evaluating review text according to paper-specific rubrics derived from official guidelines, the paper’s content, and human-written reviews. We further propose REVIEWGROUND, a rubric-guided, tool-integrated multi-agent framework that decomposes reviewing into drafting and grounding stages, enriching shallow drafts via targeted evidence consolidation. Experiments on REVIEWBENCH show that REVIEWGROUND, using a Phi-4-14B-based drafter and a GPT-OSS-120B-based grounding stage, consistently outperforms baselines with substantially stronger/larger backbones (e.g., GPT-4.1 and DeepSeek-R1-670B) in both alignment with human judgments and rubric-based review quality across 8 dimensions. Code is available at <https://gitfront.io/r/anonymous-repo-acl/ecCqeCKyx8tM/ReviewGrounder-ACL-26-submission/>.

1 Introduction

Peer review is the primary mechanism through which the research community filters and improves new scientific work before publication. The rapid growth of submissions at major AI conferences (with counts at leading venues surpassing 10,000) has placed sustained pressure on peer review workflows originally designed for far smaller scales (Kim et al., 2025). Meanwhile, recent advances in LLMs have spurred growing interest in

using them to assist or complement the peer review workflow, for example, by drafting reviews (Tan et al., 2024; Zhu et al., 2025; Zeng et al., 2025), summarizing reviewer opinions (Du et al., 2024; Hossain et al., 2025), and providing feedback on review quality (Thakkar et al., 2025).

Despite these advances, prior work has highlighted notable shortcomings in existing LLM-based peer review frameworks: they produce routine, template-like critiques (e.g., “*add experiments on more data sets*”; Liang et al., 2024); accept authors’ claimed novelty or limitations without thorough verification (Du et al., 2024; Ye et al., 2024); and lack technical details, actionable suggestions, as well as justification grounded in the paper (Zhou et al., 2024; Du et al., 2024). Together, these limitations may lead to reviews that are **superficial and formulaic, lack substantive content and critical insights**, and prioritize syntax-level cues over the ability to deeply evaluate a paper’s contributions.

Fundamentally, these shortcomings can be traced to the underutilization of two crucial sources of external information: (1) **Reviewer Guidelines and Rubrics**. Top-tier NLP and machine learning venues (ARR, 2025; ICML, 2026; NeurIPS, 2025; ICLR, 2026) provide well-established peer-review guidelines that specify what to attend to in different review sections and which criteria to consider across evaluation dimensions. Compared with supervised fine-tuning solely on existing human-written reviews (Zhu et al., 2025), providing LLMs with clear, rubric-grounded instructions offers a more principled way to internalize how to produce substantive, content-rich reviews, especially since human reviews can be noisy and reviewers do not always follow official guidelines. (2) **Context from Existing Work**. Reviewing should not be treated as a task that takes the submission alone as input. In particular, assessing novelty inherently requires situating a paper relative to existing work. When this context is absent, LLM-based reviewers

086 have been observed to systematically underempha- 138
087 size novelty when identifying weaknesses (Shin 139
088 et al., 2025). Addressing this limitation cannot be 140
089 achieved by merely attaching retrieval-augmented 141
090 generation (Lewis et al., 2020). Instead, it requires 142
091 a rubric-guided, tool-integrated, agentic framework 143
092 with clear role separation (e.g., literature search, 144
093 targeted section-level understanding, and rubric- 145
094 guided synthesis) to support grounded evaluation.

095 **Contributions.** In this paper, we aim to overcome 146
096 the above shortcomings by explicitly targeting re- 147
097 view substantiveness. We first introduce **REVIEW-** 148
098 **BENCH**, an evaluation benchmark that leverages 149
099 reviewer rubrics in an explicit and systematic man- 150
100 ner. **REVIEWBENCH** combines venue-provided 151
101 generic guidelines with each paper’s content and 152
102 human-written reviews to instantiate paper-specific 153
103 rubrics, and evaluates whether the generated re- 154
104 view satisfies these requirements. While agreement 155
105 with human scores and decisions remains an impor- 156
106 tant measure (and is therefore included), **REVIEW-** 157
107 **BENCH** shifts the focus toward what ultimately ben- 158
108 efits authors and the community: actionable, rubric- 159
109 grounded, and evidence-based feedback rather than 160
110 the outcome alone.

111 Moreover, we propose **REVIEWGROUND**, a 162
112 rubric-guided, tool-integrated, multi-agent frame- 163
113 work for producing grounded, content-rich reviews. 164
114 A single-pass review generator trained only on 165
115 human-written reviews often produces shallow, me- 166
116 chanically structured drafts. **REVIEWGROUND** 167
117 addresses this by decomposing reviewing into col- 168
118 laborating agents: the drafter produces an initial 169
119 draft, and subsequent grounding agents refine it us- 170
120 ing tools for literature search, section-level analysis, 171
121 evidence consolidation, and information aggrega- 172
122 tion. This process substantiates critiques, contex- 173
123 tualizes novelty, and generates actionable sugges- 174
124 tions. Importantly, **REVIEWGROUND** operates 175
125 without paper-specific rubrics at generation time, 176
126 ensuring improvements reflect deeper paper under- 177
127 standing rather than evaluation leakage.

128 We conduct a comprehensive evaluation of **RE-** 178
129 **VIEWGROUND** on **REVIEWBENCH**, measur- 179
130 ing both review score and decision prediction 180
131 alignment with human reviewers, as well as per- 181
132 formance on 8 rubric-specified dimensions (e.g., 182
133 **EVIDENCE-BASED CRITIQUE**, **CONSTRUCTIVE** 183
134 **TONE**). Across all tasks and metrics, **REVIEW-** 184
135 **GROUND** with a Phi-4-14B-based drafter (Ab- 185
136 din et al., 2024) and a GPT-OSS-120B-based 186
137 grounding stage (Agarwal et al., 2025) consistently 187

outperforms competitive baselines, including AI 138
Scientist (Lu et al., 2024), AgentReview (Jin et al., 139
2024), CycleReviewer (Weng et al., 2025), and 140
DeepReviewer (Zhu et al., 2025) with the same 141
or even stronger/larger backbones, such as GPT- 142
4o (Hurst et al., 2024), GPT-4.1 (OpenAI, 2025), 143
and DeepSeek-R1 (Guo et al., 2025). 144

The contributions of our work are as follows: 145

- We identify review substantiveness as a key limi- 146
tation of existing LLM-based reviewers, and in- 147
troduce **REVIEWBENCH**, a rubric-driven bench- 148
mark that evaluates whether generated reviews 149
provide accurate, evidence-grounded feedback 150
beyond score or decision prediction. 151
- To improve the substantiveness of reviews, we 152
propose **REVIEWGROUND**, a rubric-guided, 153
tool-integrated multi-agent framework that de- 154
composes the paper reviewing task into draft- 155
ing and grounding stages, transforming shal- 156
low drafts into coherent and actionable reviews 157
through explicit consolidation. 158
- We conduct comprehensive experiments on **RE-** 159
VIEWBENCH, which demonstrate that **REVIEW-** 160
GROUND consistently produces more com- 161
plete and more constructive reviews than com- 162
petitive baselines, while achieving stronger align- 163
ment with human judgments. 164

2 Related Work 165

LLMs for Paper Review. Recent studies (D’Arcy 166
et al., 2024; Tan et al., 2024; Du et al., 2024; Hos- 167
sain et al., 2025) have explored the use of LLMs to 168
automate and enhance academic peer review. For 169
example, Reviewer2 (Gao et al., 2024) proposes 170
a two-stage framework that first generates aspect- 171
specific prompts and then synthesizes reviews, im- 172
proving both coverage and specificity; AgentRe- 173
view (Jin et al., 2024) employs a multi-agent frame- 174
work to simulate the peer review process. More 175
recently, DeepReview (Zhu et al., 2025) is trained 176
via supervised fine-tuning (SFT) on long chain- 177
of-thought (CoT) data to enhance reasoning for 178
review generation; ReviewRL (Zeng et al., 2025) 179
introduces a reinforcement learning (RL) frame- 180
work for producing scientific paper reviews. In 181
practice, Review Feedback Agent (Thakkar et al., 182
2025) leverages multiple LLMs to improve review 183
clarity and actionability at ICLR 2025. Despite this 184
progress, LLM-generated reviews often remain su- 185
perficial and formulaic, reflecting the underutiliza- 186
tion of explicit rubrics and contextual grounding 187

in existing work and consequently struggling to provide substantive, evidence-grounded feedback.

Automated Peer-Review Evaluation. Despite growing interest in LLM-generated paper reviews, systematic evaluation frameworks remain scarce. Existing approaches can be broadly categorized into two types: (1) metric-based evaluation, where prior work (Tan et al., 2024) relies on surface-level text similarity metrics such as ROUGE (Lin, 2004) and BLEU (Papineni et al., 2002), or regression metrics like Mean Absolute Error (MAE); and (2) LLM-as-a-Judge evaluation (Zhu et al., 2025), which employs LLMs to directly assess generated reviews. However, these approaches fail to adequately assess a review’s factual accuracy, reasoning depth, and consistency in ratings.

3 REVIEWBENCH

Similarity-based metrics and LLM-as-a-Judge approaches used by prior studies for evaluating LLM-based reviewers (Tan et al., 2024; Zhu et al., 2025; Zeng et al., 2025) either fail to capture fine-grained review competencies or rely on ambiguous evaluation criteria and exhibit limited alignment with human judgments. To address these issues, we introduce **REVIEWBENCH**, a benchmark built on DeepReview-13K (Zhu et al., 2025) that augments each paper p and its human reviews H_p with two derived artifacts: (1) an aggregated reference review r_p^* ; and (2) a set of paper-specific rubrics R_p^{paper} . By leveraging the reference review r_p^* and customized rubrics R_p^{paper} alongside an evaluator \mathcal{E} , REVIEWBENCH enables accurate, multi-faceted, and human-aligned assessment of LLM-generated reviews. The overview of REVIEWBENCH is illustrated in Figure 1. We introduce the details of dataset construction in Section 3.1, followed by the description of the evaluation approach in Section 3.2 and Section 3.3. Implementation details are provided in §C and §D.1.

3.1 Dataset Construction

REVIEWBENCH is constructed from DeepReview-13K (Zhu et al., 2025), which contains ICLR submissions and reviews from 2024 to 2025.¹

Data Filtering. We retain only papers with non-empty PDF-to-text content. Specifically, we exclude (1) empty or incomplete submissions; (2) desk-rejected or withdrawn papers; (3) papers with fewer than three complete human reviews; and (4)

¹Since ICLR 2026 decisions have not yet been released, we restrict our data source to DeepReview-13K.

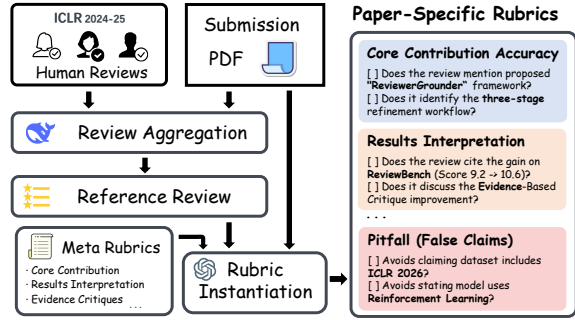


Figure 1: Overview of the REVIEWBENCH construction pipeline. For each paper, paper-specific rubrics are instantiated by an aggregated reference review, the submission PDF, and meta-rubrics.

papers missing mandatory review fields required for normalization, including textual sections and numeric scores (described below). After filtering, we obtain a curated pool of approximately 12K papers. Following prior work (Zhu et al., 2025; Zeng et al., 2025), we sample $N \approx 1.3\text{K}$ papers (about 10% of the dataset) from this pool using a fixed random seed of 42.

Human Review Normalization. For each paper p , we normalize its human reviews H_p into a unified schema aligned with the official ICLR review template (ICLR, 2026). Each review is represented by (1) *Textual Assessments*, including SUMMARY, STRENGTHS, WEAKNESSES, and QUESTIONS; and (2) *Scores and Decisions*, comprising an overall rating in $[1, 10]$, categorical scores (Soundness, Presentation, Contribution, and Confidence) in $[1, 5]$, and the final decision (Accept/Reject). This filtering ensures all retained papers can be mapped to a consistent schema without per-paper exception handling.

Reference Review Aggregation. For each paper p , we construct an aggregated reference review r_p^* by consolidating the textual content of its human-written reviews H_p using DeepSeek-R1-Distill-Qwen-32B (Guo et al., 2025). We define the ground-truth rating s_p as the mean of the human overall ratings in H_p and obtain the ground-truth decision d_p from the dataset metadata. To ensure structural completeness, we populate the rating and decision fields of r_p^* with s_p and d_p , respectively.

3.2 Rubric-based Evaluation

The pipeline consists of three components: (1) a set of paper-agnostic meta-rubrics R^{meta} that define the multi-faceted criteria for high-quality reviews; (2) paper-specific rubrics R_p^{paper} , instantiated from R^{meta} using the reference review r_p^* to enable fine-

grained, concrete evaluation of a candidate review \hat{r}_p ; and (3) a fixed evaluator \mathcal{E} that applies these rubrics to model-generated review \hat{r}_p on a discrete ordinal scale to produce the final evaluation scores.

3.2.1 Meta-Rubrics

We define eight paper-agnostic meta-rubrics $R^{\text{meta}} = \{R_1^{\text{meta}}, \dots, R_8^{\text{meta}}\}$, each capturing a distinct dimension of review quality. This rubric set is derived from established peer-review standards, including reviewer guidelines from ICML, ICLR, and NeurIPS (ICML, 2026; ICLR, 2026; NeurIPS, 2025), and is iteratively refined with expert human feedback to ensure comprehensive coverage and operational clarity. The eight dimensions are: (1) CORE CONTRIBUTION ACCURACY, (2) RESULTS INTERPRETATION, (3) COMPARATIVE ANALYSIS, (4) EVIDENCE-BASED CRITIQUE, (5) CRITIQUE CLARITY, (6) COMPLETENESS COVERAGE, (7) CONSTRUCTIVE TONE, and (8) FALSE OR CONTRADICTORY CLAIMS (pitfall). Each meta-rubric specifies (1) a polarity (positive vs. negative pitfall), (2) a concise checklist of key points, and (3) a scoring rule employed by the scoring model. Full meta rubric definitions are provided in §C.1.

3.2.2 Paper-specific Rubrics Construction

Meta-rubrics R^{meta} define the *general dimensions* that decide a high-quality review without elaborating customized rubrics for a specific instance. Therefore, we instantiate each meta-rubric R_i^{meta} using reference review r_p^* into a paper-specific rubric $R_{p,i}^{\text{paper}}$ and obtain

$$R_p^{\text{paper}} = \{R_{p,i}^{\text{paper}}\}_{i=1}^8. \quad (1)$$

Each $R_{p,i}^{\text{paper}}$ is a concise checklist of concrete, verifiable requirements grounded in the context of the paper, such as key claims, main results, or the most relevant comparisons for that work.

Instantiation Procedure. We generate the paper-specific rubric set R_p^{paper} using a fixed rubric instantiation model based on GPT-OSS-120B (Agarwal et al., 2025), conditioned on three inputs: the paper text p , the meta-rubric set R^{meta} , and the aggregated reference review r_p^* (Sec. 3.1). To avoid human-phrase leakage, the reference review is used solely to ensure coverage of key issues raised by reviewers, not as a stylistic template. Consequently, each rubric item must be (1) grounded in verifiable evidence from the paper (e.g., a claim, section, table/figure, or comparison) and (2) independently checkable rather than copied from r_p^* .

3.2.3 Scoring and Aggregation

Given a paper instance p , a candidate review \hat{r}_p , and the pre-generated customized rubrics R_p^{paper} , we use GPT-OSS-120B as an LLM-evaluator to assign a discrete score for each rubric dimension:

$$s_{p,i} = \text{Eval}\left(p, \hat{r}_p, R_{p,i}^{\text{paper}}\right), \quad i \in \{1, \dots, 8\}. \quad (2)$$

The rubric set includes seven positive dimensions and one negative pitfall dimension. For positive dimensions, we use an ordinal scale 0, 1, 2 corresponding to not satisfied, partially satisfied, and fully satisfied. For the negative pitfall dimension (i.e., FALSE OR CONTRADICTORY CLAIMS), we use $-2, -1, 0$ representing severe, mild, and none. Detailed scoring rules are provided in §D.1.1.

Overall Score. We define the overall content score as the sum of the individual dimension scores:

$$S(p, \hat{r}_p) = \sum_{i=1}^8 s_{p,i}. \quad (3)$$

We also provide the 8-dimensional score vector $(s_{p,1}, \dots, s_{p,8})$ for diagnostic analysis.

3.3 Numeric-Field Evaluation

Besides our proposed rubrics-based evaluation above, we also adopt a numeric-field-based approach to evaluate the numerical rating and final decision in a candidate review \hat{r}_p . Each rating is compared to the ground-truth s_p (Sec. 3.1) using Mean Squared Error (MSE) and Mean Absolute Error (MAE), while the decision field is evaluated against the ground-truth d_p (Sec. 3.1) using Accuracy (ACC) and F1 score.

4 REVIEWGROUNDER

We now introduce REVIEWGROUNDER, a framework for producing grounded, substantive reviews. It casts reviewing as a staged process that progressively refines an initial draft via targeted analysis, external evidence, and structured synthesis. An overview of REVIEWGROUNDER is demonstrated in Figure 2. Below, we detail the stages and the functions of each agent, with implementation details provided in §D.2.

4.1 Stage I: Draft Review Generation

Given a paper p , the first step is to produce a coherent and well-organized draft review that captures the basic structure and stylistic conventions commonly observed in human-written reviews. To this

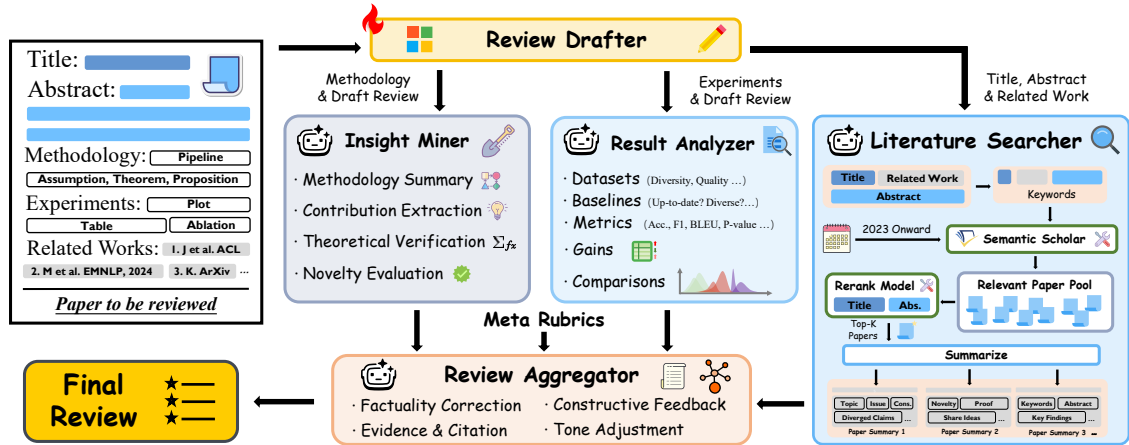


Figure 2: Overview of the REVIEWGROUND. REVIEWGROUND decomposing reviewing into collaborating agents: (a) **Review Drafter**: Generates an initial draft based on the paper. (b) Multi-dimensional Grounding Agents. **Literature Searcher**: Retrieves and summarizes related work using external tools. **Insight Miner**: Verifies methodology and core contributions. **Result Analyzer**: Checks experimental results. (c) **Review Aggregator**: Synthesizes the draft and evidence into a coherent, accurate, and actionable review.

end, we fine-tune a pre-trained LLM on a subset of DeepReview-13K (Zhu et al., 2025) to obtain a **Drafter** \mathcal{P} . Note that the training data is fully disjoint from REVIEWBENCH, and \mathcal{P} primarily acquires shallow review patterns, such as section-level organization and syntax-level cues, rather than grounded reasoning. Given p , the Drafter \mathcal{P} then generates an initial draft review $r^{(0)}$.

4.2 Stage II: Multi-dimensional Review Grounding

The initial draft $r^{(0)}$ often lacks comparative context and evidential support. To address these gaps, we introduce three specialized agents that collaboratively enrich and consolidate the draft along key rubric-defined review dimensions. Each agent operationalizes a core reviewing capability that cannot be reliably captured by single-pass drafting alone. Specifically, the **Literature Searcher** \mathcal{S} situates the submission within contemporary literature to support grounded novelty assessment; the **Insight Miner** \mathcal{M} consolidates conceptual understanding by analyzing the paper’s core contributions and technical claims; and the **Result Analyzer** \mathcal{A} strengthens empirical grounding by examining experimental design, results, and quantitative evidence. Together, these agents operate in parallel to iteratively refine $r^{(0)}$, producing an enriched review representation $E(p)$ that enhances review substantiveness.

Literature Searcher \mathcal{S} . Given the title, abstract, and related work of the submission p , the Literature Searcher \mathcal{S} operates as a tool-integrated agent. It

first extracts a set of representative keywords that capture the paper’s technical scope, and uses them to query the Semantic Scholar API (Kinney et al., 2023; Bragg et al., 2025), retrieving candidate papers published from 2023 onward. Retrieved papers are fed into an off-the-shelf reranker², and the top-10 most relevant works are selected.

For each selected paper, \mathcal{S} produces a concise, structured debrief summarizing its core methodology, main findings, and experimental evidence most relevant to p . This process explicitly grounds comparative analysis and supports informed assessment of p ’s novelty and positioning.

Insight Miner \mathcal{M} . The Insight Miner \mathcal{M} targets the conceptual and methodological core of p . It retrieves sections relevant to the technical approach, distills the central contributions, and evaluates the validity of the paper’s novelty claims and stated differences. Based on this analysis, \mathcal{M} refines the method-focused parts of the draft review $r^{(0)}$ by providing actionable suggestions grounded in specific parts of the paper (e.g., sections or formulas). This process enhances the accuracy and substantiveness of discussions around model design, algorithmic formulation, optimization, and implementation, transforming vague or generic claims into precise, evidence-supported critiques.

Result Analyzer \mathcal{A} . Complementary to \mathcal{M} , the Result Analyzer \mathcal{A} focuses exclusively on empirical evaluation. It extracts key experimental elements,

²https://huggingface.co/OpenSciLM/OpenScholar_Reranker

including datasets, baselines, evaluation metrics, performance gains, and statistical comparisons. Using such signals, \mathcal{A} refines the experiment-related components of $r^{(0)}$, ensuring that claims about performance and effectiveness are faithful to the reported results and grounded in concrete tables, figures, and quantitative comparisons.

4.3 Stage III: Rubric-Guided Review Synthesis

In the final stage, an Aggregator \mathcal{G} synthesizes the outputs of all upstream agents to produce a coherent, accurate, and actionable review. Specifically, \mathcal{G} takes as input the paper p , the initial draft $r^{(0)}$, the grounded review representation $E(p)$, and the generic meta-rubrics R^{meta} , and performs a final round of consolidation and refinement. Note that paper-specific rubrics R_p^{paper} used in REVIEWBENCH are not exposed at generation time, preventing evaluation leakage.

The Aggregator \mathcal{G} is designed to: (1) correct factual errors and ensure faithful characterization of the paper’s contributions and methodology; (2) strengthen critiques by anchoring them to specific parts of the paper, enabling grounded results interpretation, evidence-based critique, and comparative analysis; (3) translate grounded observations into clear, constructive, and actionable suggestions; and (4) produce a balanced and comprehensive assessment that aligns with rubric-level expectations on coverage, clarity, and tone.

5 Experiments

Experimental Setup. We conduct evaluation on REVIEWBENCH (Sec. 3) using two complementary families of metrics: (1) *Rubric-based Evaluation*, which assesses the textual quality of generated reviews across eight paper-specific rubric dimensions (Sec. 3.2); and (2) *Numeric-field Evaluation*, which measures predicted ratings with MSE/MAE and decisions with ACC/F1 (Sec. 3.3). To ensure fair comparison and prevent protocol leakage, we fix the paper-specific rubrics R_p^{paper} and the evaluator \mathcal{E} across all methods. During review generation, models access only the paper text p and are never exposed to the aggregated reference review r_p^* or the paper-specific rubrics R_p^{paper} .

Baselines. We compare REVIEWGROUNDNER against three categories of baselines: (1) *Foundation Models*, including Qwen3-32B (Yang et al., 2025), QWQ-32B (Qwen, 2025), GPT-4o (Hurst et al., 2024), and GPT-4.1 (OpenAI, 2025); (2)

Agentic Reviewing Framework, including AI Scientist (Lu et al., 2024), AgentReview (Jin et al., 2024), which are instantiated with GPT-4o and GPT-4.1 as backbone models; and (2) *Fine-tuned Reviewer Models*, including CycleReviewer-8B/70B (Weng et al., 2025) and DeepReviewer-7B/14B (Zhu et al., 2025). More details on baseline implementations are in §A.1.

Implementation Details. In our main experiments, *Drafter* is instantiated with Phi-4-14B (Abdin et al., 2024), while the remaining modules (i.e., the *Literature Searcher*, *Insight Miner*, *Result Analyzer*, and *Aggregator*) are instantiated with GPT-OSS-120B (Agarwal et al., 2025). Among these, only the *Drafter* is trainable. We train the model using a portion of the DeepReview-13K dataset. Further implementation details on REVIEWGROUNDNER can be found in §A.2.

5.1 Main Experiment Results

5.1.1 Rubric Evaluation Results

Our main rubric-based content evaluation results are presented in Table 1. Overall, REVIEWGROUNDNER consistently outperforms all baseline models by substantial margins across every rubric dimension. Relative to the best-performing foundation model, Qwen3-32B, REVIEWGROUNDNER achieves an improvement of 38%. Against specialized agentic frameworks, our REVIEWGROUNDNER surpasses AgentReview and AI Scientist (both based on GPT-4o) by 121% and 193%, respectively. Among fine-tuned models, REVIEWGROUNDNER exceeds the top performer, DeepReviewer-14B, by 36%. Remarkably, REVIEWGROUNDNER also outperforms the $\sim 200\text{B}$ -parameter GPT-4o across all dimensions, with a gain of 135%. A detailed analysis is provided in §B.1.

5.1.2 Numeric-Field Evaluation Results

We additionally report numerical rating and final-decision evaluations in Table 2 for completeness and comparability with prior work (Zhu et al., 2025). Compared with all baselines, REVIEWGROUNDNER achieves the lowest rating error (MSE: 1.1607, MAE: 0.8597) and the highest decision prediction accuracy (ACC: 0.6809, F1: 0.6699). Relative to the strongest AI Scientist variant (Gemini-2.0-Flash-Thinking), REVIEWGROUNDNER improves ACC by 8% while reducing MSE by approximately 63%. Even when compared with strong fine-tuned models such as DeepReviewer-14B, REVIEWGROUNDNER consis-

Method	Model	Core	Res.	Comp.	EBC	Clr.	Cov.	Tone	Contradict.	Overall	Δ
Foundation Model	Qwen3-32B	1.6971	0.7642	0.5800	0.1437	1.6128	1.1537	1.9992	-0.1460	7.8047	$\uparrow 38\%$
	QWQ-32B	1.6901	0.6531	0.3513	0.1186	1.6792	0.9461	1.9969	-0.0836	7.3517	$\uparrow 46\%$
	GPT-4o	1.1969	0.1037	0.0302	0.0024	1.0499	0.3318	1.9840	-0.1233	4.5756	$\uparrow 135\%$
	GPT-4.1	1.7573	0.6966	0.3406	0.1074	1.6327	1.1675	1.9992	-0.0397	7.6616	$\uparrow 41\%$
AgentReview	GPT-4o	1.1300	0.1600	0.1100	0.1250	1.3400	0.5900	2.0000	-0.1600	4.8675	$\uparrow 121\%$
	GPT-4.1	1.0300	0.1300	0.1200	0.0000	1.4100	0.6300	1.9800	-0.1600	4.9620	$\uparrow 117\%$
AI Scientist	GPT-4o	0.8500	0.0000	0.0200	0.0000	0.6700	0.1800	1.7600	-0.1900	3.6800	$\uparrow 193\%$
	GPT-4.1	1.6700	0.4800	0.3600	0.0830	1.5600	1.1300	1.9400	-0.0900	7.0893	$\uparrow 52\%$
CycleReviewer	Llama-3.1-8B	0.9852	0.1011	0.0645	0.0089	0.5832	0.1493	1.6571	-0.4504	3.0989	$\uparrow 248\%$
	Llama-3.1-70B	1.0187	0.1633	0.0980	0.0109	0.7698	0.2551	1.8476	-0.6412	3.5220	$\uparrow 206\%$
DeepReviewer	Phi-4-7B	1.4207	0.4545	0.3299	0.1311	1.3743	1.0599	1.9432	-0.3953	6.3183	$\uparrow 70\%$
	Phi-4-14B	1.6306	0.6532	0.4977	0.3532	1.6772	1.2877	1.9930	-0.1922	7.9004	$\uparrow 36\%$
REVIEWGROUND	Phi-4-14B	1.8507	1.4075	0.9059	1.4831	1.9191	1.3289	1.9992	-0.1245	10.7699	-

Table 1: **Performance comparison of reviewer models on REVIEWBENCH under rubric-based evaluation.** We visualize gains of REVIEWGROUND to each baseline in the Δ columns. Notes: Higher scores indicate better performance; Contradict. is a pitfall dimension scored in $-2, -1, 0$, while others are scored in $0, 1, 2$. *Abbreviations:* Core=CORE CONTRIBUTION ACCURACY, Res.=RESULTS INTERPRETATION, Comp.=COMPARATIVE ANALYSIS, EBC=EVIDENCE-BASED CRITIQUE, Clr.=CRITIQUE CLARITY, Cov.=COMPLETENESS COVERAGE, Tone=CONSTRUCTIVE TONE, Contradict.=FALSE OR CONTRADICTIONARY CLAIMS.

Method	Model	Decision		Rating	
		ACC \uparrow	F1 \uparrow	MSE \downarrow	MAE \downarrow
AgentReview	Claude-3.5-sonnet	0.2826	0.2541	2.8406	1.2989
	Gemini-2.0-Flash-Thinking	0.4242	0.4242	2.6186	1.2170
	DeepSeek-V3	0.3140	0.2506	1.9951	1.1017
AI Scientist	GPT-o1	0.4167	0.4157	4.3072	1.7917
	Claude-3.5-sonnet	0.5579	0.4440	3.0992	1.3500
	Gemini-2.0-Flash-Thinking	0.6139	0.4808	3.9232	1.6470
	DeepSeek-V3	0.4059	0.3988	4.8006	1.8403
	DeepSeek-R1	0.4259	0.4161	4.7719	1.8099
CycleReviewer	Llama-3.1-8B	0.2354	0.3988	3.1324	1.3663
	Llama-3.1-70B	0.1545	0.4156	1.8440	1.0643
DeepReviewer	Phi-4-7B	0.6381	0.6068	1.4442	0.9416
	Phi-4-14B	0.6667	0.5204	1.3527	0.9041
REVIEWGROUND	Phi-4-14B	0.6939	0.6699	1.1607	0.8597

Table 2: **Performance comparison of reviewer models on REVIEWBENCH under numeric-field evaluation.**

tently improves both rating accuracy and decision quality, demonstrating its ability to produce more reliable and consistent paper assessments.

5.2 Analysis of Performance Gains

This section examines several factors influencing the performance of REVIEWGROUND on REVIEWBENCH under rubric-based evaluation.

5.2.1 Component Ablation

We conduct a comprehensive ablation study to assess the contribution of each agent in REVIEWGROUND, as summarized in Table 3. Detailed analyses are provided in §B.2.

Impact of Drafter Backbones. As shown in Table 3, when trained on the same SFT data, Qwen3-4B consistently outperforms Phi-4-7B but remains inferior to Phi-4-14B, indicating that model capacity continues to play a critical role in draft review synthesis quality. Nevertheless, results with smaller Drafters (Phi-4-7B and Qwen3-4B) demon-

Drafter	Drafter	Drafter	Searcher	Miner	Analyzer	Overall
Phi-4-14B	Phi-4-7B	Qwen3-4B				
		\checkmark	\checkmark	\checkmark	\checkmark	10.6418
	\checkmark		\checkmark	\checkmark	\checkmark	10.5928
\checkmark			\checkmark	\checkmark	\checkmark	10.6568
\checkmark			\checkmark	\checkmark	\checkmark	10.6526
\checkmark			\checkmark	\checkmark	\checkmark	10.0186
\checkmark			\checkmark	\checkmark	\checkmark	10.7699

Table 3: **Ablation Study of REVIEWGROUND under rubric-based evaluation.**

strate that the framework remains effective (e.g., Qwen3-4B: 10.6418), suggesting that the proposed grounding and aggregation mechanisms substantially benefit smaller models, even though stronger backbones achieve superior overall performance.

Impact of Grounding Agents. We further evaluate the contribution of the three proposed grounding agents, the Literature Searcher \mathcal{S} , the Insight Miner \mathcal{M} , and the Result Analyzer \mathcal{A} , by individually removing each from the full pipeline, using Phi-4-14B as the Drafter. As shown in Table 3, omitting any agent leads to a performance degradation relative to the full model (10.7699), underscoring the importance of each component.

5.2.2 Hyperparameter Study

Additionally, we analyze the sensitivity of the Literature Searcher \mathcal{S} .

Number of Reranked Papers. As shown in Figure 3(a), offering Literature Searcher \mathcal{S} with 10 reranked papers per keyword (Sec. 4.2) yields the highest overall score. Using fewer papers (5) provides insufficient contextual information, whereas retrieving more papers (20) introduces additional noise that can distract the Drafter.

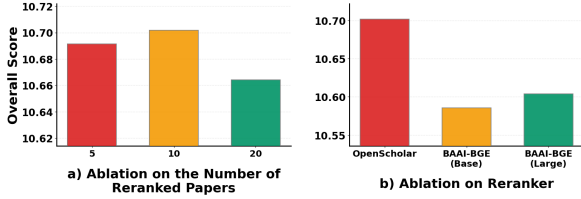


Figure 3: Ablation on Literature Searcher configurations under rubric-based evaluation.

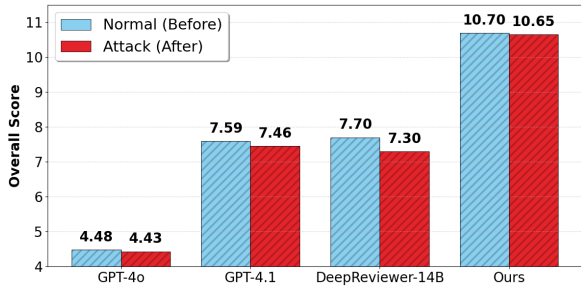


Figure 4: Comparison with baselines under normal and attack scenarios via rubric-based evaluation.

Reranker Selection. Figure 3(b) compares the impact of the reranking model used to reorder retrieved papers in \mathcal{S} . OpenScholar-Reranker (Asai et al., 2024), a variant of BAAI-BGE-Large (Xiao et al., 2023) fine-tuned for scientific literature synthesis, significantly outperforms BAAI-BGE in both its Base and Large versions. This result highlights the importance of domain-specific retrievers for accurately identifying relevant related work.

5.3 Defend Attacks Analysis

We evaluate the robustness of REVIEWGROUND against adversarial attacks (Ye et al., 2024) by injecting malicious instructions into input papers. For evaluation, we randomly sample 500 papers from REVIEWBENCH, with the rubric-based evaluation results presented in Figure 4. We can find that (1) **Baseline vulnerability:** Existing reviewer models are significantly affected by the attack; for instance, DeepReviewer-14B drops from 7.70 to 7.30, demonstrating clear susceptibility to adversarial instructions. (2) **Robustness of REVIEWGROUND:** In contrast, REVIEWGROUND shows strong resilience. Despite a high baseline score, its performance remains largely stable, with only a minor decrease of 0.05 points (10.70 to 10.65). (3) **Value of REVIEWBENCH and rubric-based evaluation:** These results underscore the importance of REVIEWBENCH. Since rubric-based evaluation emphasizes semantic quality rather than absolute scores, malicious instructions can mislead review-generation models, causing them to ignore

MAE	Spearman (ρ)	Pearson (r)	Pairwise Error
0.0969	0.7923	0.8954	0.1494

Table 4: Alignment metrics between experts and automated judgments.

prior guidelines and produce lower-quality reviews, which in turn results in lower scores—thereby preventing authors from artificially inflating review scores by injecting instructions.

5.4 Human Evaluation

To validate the effectiveness and robustness of rubric-based evaluation in REVIEWBENCH, we conducted a human study. We randomly sampled 120 papers from REVIEWBENCH and asked human experts, each with a strong publication record averaging 2,000 Google Scholar citations, to rate the reviews generated by REVIEWGROUND according to the meta rubrics R^{meta} (Sec. 3.2.1). The resulting human overall scores were then compared with those produced by the LLM-evaluator using paper-specific rubrics (Sec. 3.2.3), enabling us to assess alignment between expert judgments and automated evaluations. As shown in Table 4, human scores closely align with the LLM-evaluator, with a Pearson correlation of 0.8954 and a Spearman correlation of 0.7923. Error rates are also low, with a Mean Absolute Error of 0.0969 and a Pairwise Absolute Error of 0.1494, demonstrating that paper-specific rubrics provide an effective and robust approach for review evaluation.

6 Conclusion

We present REVIEWGROUND, a rubric-guided, tool-integrated multi-agent framework that rethinks LLM-based peer review as a staged process of drafting and grounding. REVIEWGROUND explicitly decomposes review construction into complementary roles that retrieve relevant literature, analyze paper-specific evidence, and synthesize critiques guided by reviewer guidelines. Together with REVIEWBENCH, a benchmark enabling multi-faceted, rubric-based, and human-aligned evaluation, our work provides an instance-specific evaluation lens and an effective modeling approach for LLM-based peer review. Extensive experiments demonstrate consistent improvements across key review dimensions, with REVIEWGROUND outperforming baselines with substantially larger/stronger backbones. Additional analyses confirm the complementary role of each agent and the robustness of the framework under adversarial attacks.

647 Limitations

648 While REVIEWGROUND achieves strong per-
649 formance on REVIEWBENCH, there are several
650 limitations that motivate future work. First, due to
651 infrastructure constraints, we do not implement in-
652 the-flow training of the multi-agent workflow (Li
653 et al., 2025), which coordinates agent modules
654 in a trainable, end-to-end manner. Although our
655 staged approach with separate drafter and ground-
656 ing agents already attains state-of-the-art results,
657 enabling in-the-flow learning may further improve
658 inter-agent coordination and overall review quality.
659 Second, our study focuses exclusively on LLM-
660 based reviewers and does not explore higher-level
661 constructs such as LLM-based meta-reviewers or
662 the potential for iterative feedback loops (Thakkar
663 et al., 2025). Investigating how reviews and feed-
664 back could mutually enhance each other, for ex-
665 ample through multi-turn interaction, remains an
666 interesting direction for future research.

667 Ethical Considerations

668 The development of REVIEWGROUND and RE-
669 VIEWBENCH carries important ethical considera-
670 tions given their role in supporting scientific peer
671 review. While our framework aims to enhance re-
672 view consistency, evidence grounding, and rubric
673 adherence, it is not intended to replace human
674 reviewers. Over-reliance on LLM-generated re-
675 views could risk diminishing critical evaluation
676 skills, introduce unintended biases from training
677 data, or amplify systematic preferences toward cer-
678 tain topics or methodologies. To mitigate these
679 risks, we emphasize a human-in-the-loop approach:
680 REVIEWGROUND’s outputs are designed to as-
681 sist expert reviewers, who should critically assess,
682 verify, and contextualize all generated feedback.
683 Moreover, we encourage careful auditing of model
684 outputs, ongoing monitoring for bias, and iterative
685 refinement of both models and evaluation criteria,
686 aiming to support responsible and informed use of
687 LLM-assisted peer review.

688 References

689 Marah Abdin, Jyoti Aneja, Harkirat Behl, Sébastien
690 Bubeck, Ronen Eldan, Suriya Gunasekar, Michael
691 Harrison, Russell J Hewett, Mojan Javaheripi, Piero
692 Kauffmann, and 1 others. 2024. Phi-4 technical re-
693 port. *arXiv preprint arXiv:2412.08905*.

694 Sandhini Agarwal, Lama Ahmad, Jason Ai, Sam Alt-
695 man, Andy Applebaum, Edwin Arbus, Rahul K

Arora, Yu Bai, Bowen Baker, Haiming Bao, and 1
others. 2025. gpt-oss-120b & gpt-oss-20b model
card. *arXiv preprint arXiv:2508.10925*. 696
697
698

ARR. 2025. Arr reviewer guidelines. [https://
aclrollingreview.org/reviewerguidelines](https://aclrollingreview.org/reviewerguidelines). 699
700

Akari Asai, Jacqueline He, Rulin Shao, Weijia Shi,
Amanpreet Singh, Joseph Chee Chang, Kyle Lo,
Luca Soldaini, Sergey Feldman, Mike D’arcy, and
1 others. 2024. Openscholar: Synthesizing scien-
tific literature with retrieval-augmented lms. *arXiv
preprint arXiv:2411.14199*. 701
702
703
704
705
706

Jonathan Bragg, Mike D’Arcy, Nishant Balepur, Dan
Bareket, Bhavana Dalvi, Sergey Feldman, Dany Had-
dad, Jena D Hwang, Peter Jansen, Varsha Kishore,
and 1 others. 2025. Astabench: Rigorous benchmark-
ing of ai agents with a scientific research suite. *arXiv
preprint arXiv:2510.21652*. 707
708
709
710
711
712

Mike D’Arcy, Tom Hope, Larry Birnbaum, and
Doug Downey. 2024. Marg: Multi-agent review
generation for scientific papers. *arXiv preprint
arXiv:2401.04259*. 713
714
715
716

Jiangshu Du, Yibo Wang, Wenting Zhao, Zhongfen
Deng, Shuaiqi Liu, Renze Lou, Henry Peng Zou,
Pranav Narayanan Venkit, Nan Zhang, Mukund Sri-
nath, and 1 others. 2024. Llms assist nlp researchers:
Critique paper (meta-) reviewing. In *EMNLP’24*,
pages 5081–5099. 717
718
719
720
721
722

Zhaolin Gao, Kianté Brantley, and Thorsten Joachims.
2024. Reviewer2: Optimizing review genera-
tion through prompt generation. *arXiv preprint
arXiv:2402.10886*. 723
724
725
726

Daya Guo, Dejian Yang, Haowei Zhang, Junxiao Song,
Peiyi Wang, Qihao Zhu, Runxin Xu, Ruoyu Zhang,
Shirong Ma, Xiao Bi, and 1 others. 2025. Deepseek-
r1 incentivizes reasoning in llms through reinforce-
ment learning. *Nature*, 645(8081):633–638. 727
728
729
730
731

Eftekhar Hossain, Sanjeev Kumar Sinha, Naman Bansal,
R Alexander Knipper, Souvika Sarkar, John Salvador,
Yash Mahajan, Sri Ram Pavan Kumar Guttikonda,
Mousumi Akter, Md Mahadi Hassan, and 1 others.
2025. Llms as meta-reviewers’ assistants: A case
study. In *NAACL’25*, pages 7763–7803. 732
733
734
735
736
737

Aaron Hurst, Adam Lerer, Adam P Goucher, Adam
Perelman, Aditya Ramesh, Aidan Clark, AJ Ostrow,
Akila Welihinda, Alan Hayes, Alec Radford, and 1
others. 2024. Gpt-4o system card. *arXiv preprint
arXiv:2410.21276*. 738
739
740
741
742

ICLR. 2026. Iclr 2026 reviewer guide. [https://iclr.
cc/Conferences/2026/ReviewerGuide](https://iclr.cc/Conferences/2026/ReviewerGuide). 743
744

ICML. 2026. Icml 2026 reviewer instructions and
peer review faq. [https://icml.cc/Conferences/
2026/PeerReviewFAQ](https://icml.cc/Conferences/2026/PeerReviewFAQ). 745
746
747

856 Ruiyang Zhou, Lu Chen, and Kai Yu. 2024. Is llm
857 a reliable reviewer? a comprehensive evaluation of
858 llm on automatic paper reviewing tasks. In *LREC-*
859 *COLING'24*, pages 9340–9351.

860 Minjun Zhu, Yixuan Weng, Linyi Yang, and Yue Zhang.
861 2025. Deepreview: Improving llm-based paper re-
862 view with human-like deep thinking process. In
863 *ACL'25*, pages 29330–29355.

864
865
866
867
868
869
870
871
872
873
874
875
876
877
878
879
880
881
882
883
884
885
886
887
888
889
890
891
892
893
894
895
896
897
898
899
900
901
902
903
904
905

Appendix Contents

A Experimental Details	12
A.1 Compared Baselines	12
A.2 Implementation Details	12
B More Discussion about Experiment Results	12
B.1 Main Result Analysis	12
B.2 Detailed Analysis of Ablation Results	13
C Rubrics in REVIEWBENCH	15
C.1 Meta Rubrics	15
C.2 Paper-specific Rubrics	15
D Instruction Templates	16
D.1 REVIEWBENCH	16
D.2 REVIEWGROUNDER	16
E Case Study	21
E.1 Core Contribution Identification .	21
E.2 Evidence-Based Critique	21
E.3 Hallucinated External References .	21
E.4 Actionable Recommendations . .	22

A Experimental Details

A.1 Compared Baselines

- **Qwen3-32B** (Yang et al., 2025), a dense variant from Alibaba’s Qwen3 Series, is used as a foundation model for review generation. It is optimized for instruction following, reasoning, and long-context understanding.
- **QwQ-32B** (Qwen, 2025), a reasoning model from Alibaba, is also used as a foundation model for review generation. It is trained to enhance analytical problem-solving and integrates agent-like reasoning capabilities.
- **GPT-4o** (Hurst et al., 2024), an OpenAI model, demonstrates strong performance in complex reasoning, long-context comprehension, and creative generation. Its advanced reasoning and instruction-following capabilities enable it to produce coherent, detailed, and contextually informed outputs.
- **GPT-4.1** (OpenAI, 2025), an OpenAI model, improves upon GPT-4o in coding, instruction following, and long-context understanding, supporting context windows up to 1 million tokens.

- **AgentReview** (Jin et al., 2024) models the academic peer-review process using LLM-driven agents that simulate reviewers, authors, and area chairs, enabling systematic analysis of reviewer bias, expertise, and decision dynamics without relying on real review data.
- **AI Scientist** (Lu et al., 2024) is an LLM-driven system that autonomously performs the entire scientific research process, including ideation, experiments, manuscript writing, and review, without human intervention. We adopt its review generation module as a baseline for evaluation.
- **CycleReviewer** (Weng et al., 2025) is an LLM-based peer review simulator trained with iterative reinforcement learning to predict paper scores and generate review feedback.
- **DeepReviewer** (Zhu et al., 2025) introduces a multi-stage LLM-driven paper review framework that emulates expert reviewers by combining structured analysis, literature retrieval, and evidence-based reasoning.

A.2 Implementation Details

We provide additional details on REVIEWGROUNDER. In our main experiments, the *Drafter* is instantiated with Phi-4-14B (Abdin et al., 2024), while the other modules, including the *Literature Searcher*, *Insight Miner*, *Result Analyzer*, and *Aggregator*, are instantiated with GPT-OSS-120B. For paper reranking in \mathcal{S} , we adopt OpenScholarReranker (Asai et al., 2024). Only the *Drafter* is trainable. The model is trained on a portion of the DeepReview-13K dataset using 8 NVIDIA A100 80GB GPUs with Model-Swift (Zhao et al., 2025), DeepSpeed, and ZeRO-3 optimization (Rajbhandari et al., 2020). Training is performed for three epochs with a batch size of 16 and a learning rate of 5×10^{-6} . During REVIEWGROUNDER review generation, we set the temperature to 0.4 and the maximum input and output lengths to 100K and 16,384 tokens, respectively, to ensure full text coverage.

B More Discussion about Experiment Results

B.1 Main Result Analysis

Our main results are presented in Table 1. Overall, REVIEWGROUNDER consistently outperforms all baseline models across all rubric dimensions.

These comprehensive results yield several key insights:

Foundation models are insufficient for high-quality review generation. While strong foundation models such as GPT-4.1, GPT-4o achieve near-ceiling performance on surface-level criteria (e.g., CONSTRUCTIVE TONE and CRITIQUE CLARITY), they consistently underperform on core analytical and contextual-grounding dimensions, including EVIDENCE-BASED CRITIQUE, COMPARATIVE ANALYSIS, and RESULTS INTERPRETATION. In contrast, our proposed REVIEWGROUNDERS substantially improves performance on these dimensions, achieving 1.4831 on EVIDENCE-BASED CRITIQUE (vs. 0.0024 for GPT-4o), 0.9059 on COMPARATIVE ANALYSIS (vs. 0.3406 for GPT-4.1), and 1.4075 on RESULTS INTERPRETATION (vs. 0.1037 for GPT-4o). This imbalance results in substantially lower overall scores compared to REVIEWGROUNDERS, indicating that single-pass generation fails to meet the requirements of rigorous academic peer review.

Agentic frameworks and fine-tuned models yield improvements in specific dimensions but limited generalization. Agentic reviewer systems, such as AgentReview with GPT-4o, compared with its backbone, improve COMPLETENESS COVERAGE (0.5900 vs. 0.3318) and CRITIQUE CLARITY (1.3400 vs. 1.0499), while fine-tuned models, including DeepReviewer based on Phi-4-14B, achieve moderate gains on EVIDENCE-BASED CRITIQUE (0.3532), COMPARATIVE ANALYSIS (0.4977), and RESULTS INTERPRETATION (0.6532). Nonetheless, both agentic and fine-tuned approaches still underperform on core analytical and contextual-grounding dimensions, leaving substantial gaps relative to REVIEWGROUNDERS in producing high-quality, balanced reviews.

REVIEWGROUNDERS delivers high-quality, evidence-grounded, and substantive reviews with critical insights. ReviewGrounder establishes a new state-of-the-art in automatic peer review by achieving an overall score of 10.7699, with particularly strong performance on key rubric dimensions: 1.8507 on CORE CONTRIBUTION ACCURACY, 1.4831 on EVIDENCE-BASED CRITIQUE, 1.4075 on RESULTS INTERPRETATION, and 1.9992 on CONSTRUCTIVE TONE. This underscores that the core advantage of ReviewGrounder comes from its tool-integrated, rubric-guided framework.

B.2 Detailed Analysis of Ablation Results

To further understand where the performance gains originate, Figure 5 and Figure 6 visualize the score breakdown across the eight evaluation dimensions.

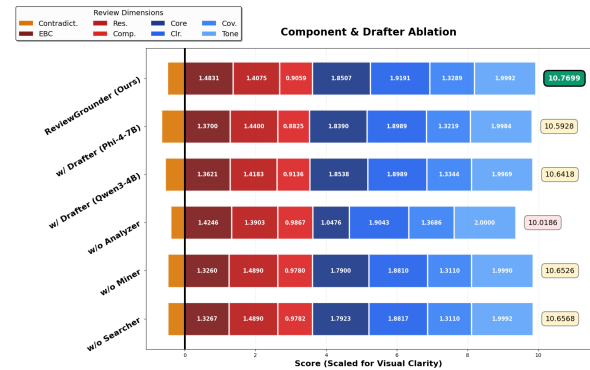


Figure 5: **Component & Drafter Ablation Study.** Fine-grained score breakdown across 8 rubric dimensions, analyzing the impact of removing system components (Result Analyzer, Insight Miner, Literature Searcher) and scaling the Drafter backbone.

The Critical Role of the Result Analyzer. The most striking observation is the degradation caused by removing the Result Analyzer (w/o Analyzer), which results in the lowest overall score of 10.086. Visually, this configuration suffers from a significant contraction in the CORE CONTRIBUTION ACCURACY (1.0476) and RESULTS INTERPRETATION (1.3903) dimensions. This empirically validates that without a specialized agent to verify experimental data against the paper’s tables and figures, the system fails to produce substantiated critiques, leading to superficial reviews.

Resilience of Smaller Drafters. Comparing the Drafter backbones, while the Phi-4-14B achieves the state-of-the-art score (10.7699), the smaller Qwen3-4B backbone (10.6418) surprisingly outperforms the mid-sized Phi-4-7B (10.5928). This suggests that our multi-agent grounding mechanism effectively compensates for the reasoning limitations of smaller models (like the 4B parameter model), boosting their ability to perform comparative analysis and verify claims even with a weaker base generator.

B.2.1 Hyperparameters

Optimization of Information Retrieval. In the Literature Searcher \mathcal{S} , the breakdown shows that the performance gap between OpenScholar and BAAI-BGE is distributed across multiple dimensions, particularly *Evidence Critique*. This confirms that domain-specific retrieval is not just about

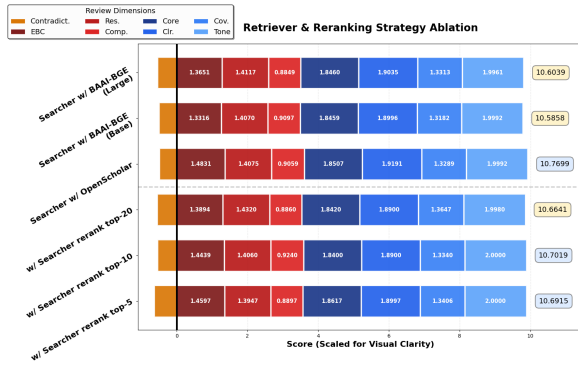


Figure 6: **Retriever & Reranking Strategy Ablation.** Detailed performance comparison across retriever selections (OpenScholar vs. BAAI-BGE) and different reranking settings ($N \in \{5, 10, 20\}$).

1038 finding papers, but about finding the right context to
 1039 position the submission correctly. Furthermore, the
 1040 reranking ablation ($N = 10$ vs. $N = 5/20$) illustrates a trade-off: insufficient context ($N = 5$) hampers the *Comparative Analysis* dimension, while excessive context ($N = 20$) introduces noise that slightly degrades *Critique Clarity*.
 1041
 1042
 1043
 1044

C Rubrics in REVIEWBENCH

C.1 Meta Rubrics

Meta Rubrics

Purpose: These rubrics define the evaluation criteria used to assess the *quality, correctness, and usefulness* of a peer review. Each dimension focuses on a specific aspect of review quality and guides both automated refinement agents and human supervisors.

Evaluation Dimensions:

- **Core Contribution Accuracy**
Assesses whether the review accurately captures the paper’s main contributions and central methodological innovations, especially in the *Summary* and *Strengths*, without misinterpretation.
- **Results Interpretation**
Evaluates whether the review correctly interprets empirical results, including tables, figures, metrics, and statistical comparisons, rather than overstating or misreading findings.
- **Comparative Analysis**
Checks whether the review appropriately discusses comparisons with baselines and related work that are actually presented in the paper, and avoids unsupported claims about missing comparisons.
- **Evidence-Based Critique**
Examines whether criticisms and weaknesses are grounded in verifiable paper content, such as specific sections, equations, algorithms, tables, or figures, rather than vague impressions.
- **Critique Clarity**
Determines whether weaknesses and questions are stated clearly and concretely enough for authors to understand what needs improvement and how to address it.
- **Completeness Coverage**
Assesses whether the review covers all major aspects of the paper, including methodology, theoretical formulation, experimental evaluation, and related-work positioning.
- **Constructive Tone**
Evaluates whether the review maintains a professional, constructive, and improvement-oriented tone, rather than being dismissive or discouraging.
- **False or Contradictory Claims**
Penalizes reviews that mention experiments or content absent from the paper, incorrectly claim something is missing when it exists, or contradict the paper’s stated results, conclusions, or explicit design choices.

Note: The *False or Contradictory Claims* dimension represents a critical failure mode that should be strictly avoided.

C.2 Paper-specific Rubrics

We provide paper-specific rubrics below for *SqueezeLLM: Dense-and-Sparse Quantization* (Kim et al., 2023) as a case study.

Paper-Specific Review Rubrics: Paper *SqueezeLLM*

Purpose: These rubrics are tailored to the paper *SqueezeLLM: Dense and Sparse Quantization*. It specifies how a review should be evaluated *with respect to this paper’s concrete claims, methods, and results*. This rubric is for **display and guidance only**, not for automated scoring.

Paper-Aware Evaluation Dimensions:

- **Core Contribution Accuracy.** Checks whether the review correctly captures the paper’s two primary technical contributions: (i) sensitivity-based non-uniform quantization using Fisher-information-weighted k-means, and (ii) dense-and-sparse decomposition for handling outliers and sensitive weights. The review should also accurately reflect the paper’s central claim that *memory bandwidth, not compute*, is the main bottleneck for single-batch LLM inference.
- **Results Interpretation.** Evaluates whether the review correctly interprets the reported empirical results, including: perplexity comparisons at 3-bit and 4-bit precision, latency speedups on A6000 GPUs, and accuracy results on MMLU and Vicuna benchmarks. Numeric claims should align with the tables and figures presented in the paper.
- **Comparative Analysis.** Assesses whether the review properly discusses comparisons with prior PTQ methods explicitly evaluated in the paper (e.g., RTN, GPTQ, AWQ, SpQR), and whether it reflects the authors’ claims regarding superiority in low-bit performance and inference efficiency.
- **Evidence-Based Critique.** Requires that critiques of the paper (e.g., computational cost of Fisher-information estimation, kernel efficiency, missing ablations) are grounded in concrete references such as specific sections, equations, tables, or figures (e.g., Eq. 2–4, Fig. 2, Table 1).
- **Critique Clarity.** Evaluates whether weaknesses and questions are stated with sufficient specificity (e.g., identifying which model sizes, tables, or steps are affected), enabling the authors to clearly understand what needs clarification or additional evidence.
- **Completeness Coverage.** Determines whether the review covers all major components of the paper, including: memory-wall motivation, quantization methodology, theoretical formulation, experimental evaluation, kernel implementation, and related-work discussion.
- **Constructive Tone.** Assesses whether the review maintains a professional and constructive tone, balancing acknowledgment of strengths with critical feedback.
- **False or Contradictory Claims.** Penalizes reviews that: misstate the paper’s methods or results, claim missing experiments that are actually present, or contradict the paper’s explicitly stated design choices or reported findings.

Note: This paper-specific rubric complements the general meta-rubric by anchoring evaluation criteria directly to the claims, methods, and evidence presented in *SqueezeLLM*.

1053

D Instruction Templates

1054

D.1 REVIEWBENCH

1055

D.1.1 Evaluator

Scoring Rules

Positive dimension (0/1/2). Let \hat{R} denote the paper-specific rule and let $\mathcal{K}(\hat{R})$ be its checklist of key points.

- **Score 0 (not satisfied):** The review addresses none of the key points, *or* it makes a *material* incorrect claim relevant to this dimension.
- **Score 1 (partially satisfied):** The review correctly addresses at least half of the key points and contains no material errors.
- **Score 2 (fully satisfied):** The review correctly addresses all key points (or all but a minor omission that does not affect the criterion) and contains no material errors.

Negative pitfall dimension ($-2/ -1/0$).

- **Score 0 (none):** The review exhibits none of the pitfall key points.
- **Score -1 (mild):** The review exhibits at least one pitfall key point.
- **Score -2 (severe):** The review exhibits multiple pitfall key points, *or* a single severe instance (e.g., a clear hallucination of nonexistent content or a direct contradiction of stated results/design choices).

1056

D.2 REVIEWGRINDER

1057

D.2.1 Drafter

1058

Instruction for Drafter

Task: Provide fair, thorough, and constructive evaluations of research papers, highlighting summary, strengths, weaknesses, and questions.

Role / Prompt: You are an expert academic reviewer tasked with providing a thorough and balanced evaluation of research papers.

Inputs:

Paper Information: {context}

1059

D.2.2 Literature Searcher

1060

Instruction for Keyword Generation

Task: Generate concise search queries (keywords) to retrieve relevant related-work papers based on the given paper information.

Role / Prompt: You are an experienced research assistant helping to find related work for a paper by identifying core technical concepts, methods, and key techniques.

Input:

Paper information: {context}

1061

What to do:

1. Identify the paper's core technical concepts, methods, and key techniques.
2. Generate short, simple search queries suitable for academic literature search.
3. Prefer general, reusable phrases rather than overly specific titles.

Guidelines:

Generate **3–5** keywords only.
Each keyword should be short and concise.
Keywords should be suitable as standalone search queries.
Do NOT include explanations or commentary.

Output JSON only:

```
{
  "keywords": ["keyword1", "keyword2", "keyword3", "keyword4", "keyword5"]
}
```

1062

Instruction for Related-Work Summarization

Task: Generate a concise, structured summary of a related paper, focusing on its main methods, key findings, and its relationship to a given reference paper.

Role / Prompt: You are a senior research assistant proficient at identifying the main contributions, key findings of papers, and the relationships between different works.

Inputs:

Reference paper: {reference_paper}
Related paper: {related_paper}

What to do:

1. Identify what the related work is about and its main contributions.
2. Summarize the main methods used in the related work.
3. Summarize the key results or findings reported in the related work.
4. Explain the relationship between the related work and the reference paper, focusing on:
 - shared ideas or problem settings,
 - differences in methods or assumptions,
 - complementary or diverging claims.

Guidelines:

Focus on the **relationship** between the two papers rather than standalone details.
Be concise and informative; avoid unnecessary background.
Do NOT add external knowledge beyond the provided papers.

Output JSON only:

1063

```
{
  "summary": "Your concise summary here in
    2-3 sentences.",
  "main_methods": "The main methods of the
    related work.",
  "key_findings": "The key findings of the
    related work.",
  "relation": "The relation between the
    related work and the paper you are
    reviewing, such as shared ideas,
    similar problems, or diverging
    approaches."
}
```

D.2.3 Insight Miner

Instruction for Insight Miner

Task: Refine the **method and contribution** parts of a candidate review using the paper text as the sole source of truth, and provide paper-grounded rewrite suggestions with concrete evidence.

Role / Prompt: You are an expert research assistant. Your task is to help refine the method/contribution parts of a candidate review, using the paper content as the source of truth.

SCOPE (strict):

ONLY cover: core contributions, technical approach, model/algorithm design, mathematical formulation, assumptions, optimization/training, implementation details, and method limitations.

Novelty: ONLY assess novelty claims **as presented in the paper itself** (no external knowledge, no web search).

Do NOT comment on experimental results, benchmarks, or score/decision fields.

Do NOT do external related-work positioning.

Inputs:

Paper content: {content}
Candidate review: {candidate_review}

What to do:

1. Extract the paper's core contributions and method details (paper-grounded).
2. Check the candidate review's method/contribution claims and identify:
 - incorrect / hallucinated / contradicted claims,
 - missing key technical points,
 - vague or generic statements that should be made specific.
3. Provide short rewrite suggestions **WITH evidence anchors** (Section / Equation / Algorithm / Figure / snippet if available).

Rules:

If you cannot find support in the paper text, set evidence to "not_found_in_text"; do NOT assert the paper is missing it.

Keep each list short (≤ 5 items). Prefer the most important contributions/components/issues.

Return JSON only. No extra text.

Output JSON only:

```
{
  "facts": {
    "core_contributions": [
      {"claim": "...", "evidence": "..."}
    ],
    "method_summary": [
      {"point": "key component / step /
        design choice", "evidence": "..."}
    ],
    "assumptions_and_scope": [
      {"item": "...", "evidence": "..."}
    ],
    "novelty_claims_in_paper": [
      {"claim": "as stated by the authors",
        "evidence": "..."}
    ]
  },
  "review_issues": {
    "incorrect_or_hallucinated": [
      {"review_claim": "...", "why_wrong": "...",
        "evidence": "..."}
    ],
    "missing_key_points": [
      {"what_missing": "...", "why_important": "...",
        "evidence": "..."}
    ],
    "needs_specificity": [
      {"review_text": "...", "how_to_fix": "
        name the component/assumption/
        equation/step", "evidence": "..."}
    ]
  },
  "rewrite_suggestions": [
    {
      "apply_to": "Summary|Strengths|
        Weaknesses|Questions (method-
        related only)",
      "target": "Core Contribution Accuracy|
        Evidence-Based Critique|Critique
        Clarity",
      "suggested_text": "1-2 sentences",
      "evidence": "..."}
  ]
}
```

D.2.4 Result Analyzer

Instruction for Result Analyzer

Task: Pinpoint issues in the experiment/evaluation parts of a candidate review using the paper text as the source of truth, and provide paper-grounded rewrite suggestions with concrete evidence.

Role / Prompt: You are an expert research assistant. Your task is to help refine the experiment/evaluation parts of a candidate review, using the paper content as the source of truth.

SCOPE (strict):

ONLY cover experimental evaluation: datasets, base-

lines, metrics, tables/figures, quantitative results, statistical evidence, ablations.

Do NOT comment on novelty, related-work positioning, writing/presentation quality, or overall recommendation. Other agents will handle those.

Inputs:

Paper content: {content}
Candidate review: {candidate_review}

What to do:

1. Extract key experimental facts from the paper.
2. Check experiment-related claims in the candidate review and identify:
 - incorrect/hallucinated/contradicted claims,
 - missing key experimental points,
 - vague statements that should be made specific.
3. Provide short rewrite suggestions **WITH evidence anchors** (Table/Figure/Section/snippet if available).

Rules:

If you cannot find support in the paper text, set evidence to "not_found_in_text"; do NOT assert the paper is missing it.

Keep each list short (≤ 5 items). Prefer the most important issues/results.

Return JSON only. No extra text.

Output JSON only:

```
{
  "facts": {
    "datasets": ["..."],
    "metrics": ["..."],
    "baselines": ["..."],
    "key_results": [
      {"claim": "...", "evidence": "..."}
    ]
  },
  "review_issues": {
    "incorrect_or_hallucinated": [
      {"review_claim": "...", "why_wrong": "...", "evidence": "..."}
    ],
    "missing_key_points": [
      {"what_missing": "...", "why_important": "...", "evidence": "..."}
    ],
    "needs_specificity": [
      {"review_text": "...", "how_to_fix": "...", "evidence": "..."}
    ]
  },
  "rewrite_suggestions": [
    {
      "apply_to": "Summary|Strengths|Weaknesses|Questions (experiment-related only)",
      "target": "Results Interpretation|Evidence-Based Critique",
      "suggested_text": "1-2 sentences",
      "evidence": "..."
    }
  ]
}
```

D.2.5 Aggregator

Instruction for Aggregator

Task: Refine an existing peer review to improve factual grounding, coverage, and usefulness while preserving the draft's structure and intent. Treat the paper text as the source of truth.

Role / Prompt: You are a senior researcher refining an existing peer review. Your job is to improve factual grounding, coverage, and usefulness while preserving the draft's structure and intent. Treat the paper text as the source of truth.

You will be given:

1. Paper text (plain text converted from PDF)
2. Draft review (structured)
3. Method/Contribution audit report (from Paper Insight Miner; paper-grounded)
4. Experiments/Results audit report (from Paper Results Analyzer; paper-grounded)
5. Related-work summaries (each item is a JSON summary of one retrieved paper, written relative to the target paper)

Primary objectives (what to improve): Refine the review to satisfy these content-quality dimensions:

1. Core Contribution Accuracy
2. Results Interpretation
3. Comparative Analysis / Positioning
4. Evidence-Based Critique
5. Critique Clarity
6. Completeness Coverage
7. Constructive Tone
8. Avoid False or Contradictory Claims (critical)

Hard constraints (must follow):

1. Paper-grounded correctness is mandatory:

If the audit reports mark a draft claim as incorrect/hallucinated/contradicted, you **MUST** fix or remove it.

Do **NOT** introduce new factual claims about the paper unless you can anchor them to the paper text or the audit reports' evidence.

2. Evidence anchoring rule:

Every major critique (esp. in Weaknesses/Questions) must include a verifiable anchor: section name, table/figure identifier, equation/algorithm reference, dataset/metric name, or a short quote snippet (≤ 20 words).

If you cannot find support, convert the statement into a question or a suggestion for clarification (do not assert absence).

3. Related-work usage rule (anti-leak / anti-overclaim):

Retrieved related-work summaries are **NOT** guaranteed to be cited by the submission.

Never claim "the paper compares to/cites X" unless the paper text actually contains X.

When using retrieved works, attribute them as external context: "The related-work search suggests ...; it would help to clarify/compare ..."

Use related work to: (i) sharpen positioning, (ii) propose missing baselines/comparisons, (iii) raise targeted questions.

4. Minimal-change policy:

Keep the original structure and as much of the draft wording as possible.

Do **NOT** shorten aggressively; do **NOT** rewrite into a totally new review.

Prefer targeted edits, insertions, and corrections.

5. Numeric fields policy (IMPORTANT):

Default: keep **ALL** numeric fields and the decision unchanged.

Change numeric fields **ONLY** if the refined textual assessment would otherwise be clearly inconsistent, or if a major factual correction materially changes the evaluation.

If you change any numeric field: change the minimum number of fields, and keep changes small unless necessary.

How to use the tool reports (operational):

1. Apply Paper Insight Miner (method/contribution):

Use `review_issues.incorrect_or_hallucinated` to remove/correct wrong claims in Summary/Strengths/Weaknesses.

Use `missing_key_points` and `needs_specificity` to improve technical specificity.

Incorporate `rewrite_suggestions` where appropriate (method-related only).

2. Apply Paper Results Analyzer (experiments/results):

Correct any wrong result interpretation.

Add missing datasets/baselines/metrics/key results if they are important and supported.

Convert vague experiment critiques into concrete, testable suggestions with anchors.

Incorporate `rewrite_suggestions` where appropriate (experiment-related only).

3. Use Related-work summaries:

Use each item's relation to craft 1–3 concrete positioning points: what is similar/different, what comparisons would strengthen the paper, what claims need clarification.

Do **NOT** dump a bibliography; only mention the most relevant comparisons (typically ≤ 3 items).

Phrase as external suggestions, not accusations.

Refinement checklist (do in order):

1. Fix incorrect/hallucinated statements flagged by the two audit reports.
2. Improve Summary and Strengths with paper-grounded method + results highlights.
3. Strengthen Weaknesses with evidence anchors and clearer critique.
4. Add actionable Suggestions (each mapped to a weakness).
5. Improve Questions to resolve uncertainties (especially when evidence is not found).
6. Improve Comparative Analysis using related-work summaries with proper attribution.
7. Ensure constructive tone and completeness across method / experiments / positioning.

Output format (JSON ONLY): Return a JSON object with the following keys **ONLY**.

Numeric fields must be numbers (not strings).

decision must be one of: "accept", "reject".
Do not output any text outside JSON.

```
{  
  "summary": "...",  
  "strengths": "...",  
  "weaknesses": "...",  
  "questions": "...",  
  "soundness": 0,  
  "presentation": 0,  
  "contribution": 0,  
  "rating": 0,  
  "confidence": 0,  
  "decision": "your_decision"  
}
```

Inputs:

Paper Text: «paper_text»
Draft Review: «draft_review»
Paper Insight Miner Output (JSON):
«insight_miner_json»
Paper Results Analyzer Output (JSON):
«results_analyzer_json»
Related-work Summaries (JSON list):
«related_work_json_list»

E Case Study

We present a qualitative case study comparing REVIEWGROUND-generated review of paper: *SEA: Sparse Linear Attention with Estimated Attention Mask* (Lee et al., 2023), and the one produced by DEEPREVIEW-14B model as baseline. Figures 7 and 8 present the detailed review.

E.1 Core Contribution Identification

Our review precisely identifies and enumerates SEA’s core technical contributions, explicitly describing the full pipeline:

Our review (contribution summary)

SEA first estimates a compressed $T \times K$ attention matrix using Performer-based kernel attention and a 3-layer CNN decoder, then generates a sparse mask via a novel grouped top- \hat{k} selection . . . Sparse attention is computed with a custom FlatCSR format . . . Knowledge-distillation losses align the compressed matrix, the sparse attention, and the context features with a pretrained quadratic teacher.

This description correctly isolates the four central contributions emphasized in the paper: kernel-based estimation, grouped top- k sparsification, the FlatCSR kernel, and KD-based replacement of full attention.

In contrast, the baseline review describes SEA in significantly more general terms:

Baseline review (generic description)

a novel approach to efficient attention mechanisms . . . combining kernel-based linear attention with a learned sparse attention mask

Despite being broadly accurate, this baseline description omits the grouped top- k mechanism as a distinct contribution and does not clearly position FlatCSR as a novel kernel design, resulting in a partial and imprecise characterization of the paper’s main innovations.

E.2 Evidence-Based Critique

A key strength of our review is that each critique is anchored to concrete locations in the manuscript. For example, our review writes:

Our review (anchored critique)

The decoder is said to be a 3-layer 2-D CNN . . . but kernel sizes, strides, padding, and channel counts are omitted, hindering reproducibil-

ity (Section 3.1, “CNN Decoder”).

Similarly, computational concerns are tied to specific figures:

Our review (anchored critique)

The latency breakdown (Fig. exp.figure.complexity bottom) shows percentages for dense, FlatCSR, and other ops, but absolute FLOP counts . . . are absent.

In contrast, the baseline review’s weaknesses are largely expressed at a high level without precise anchors, e.g.,

Baseline review (unanchored critique)

The paper lacks a clear and detailed explanation

Baseline review (unanchored critique)

The paper does not provide a comprehensive analysis

Baseline review (unanchored critique)

The lack of a clear explanation makes it difficult to understand the method’s inner workings.

These statements are not consistently linked to specific sections, tables, or figures, making them harder for authors to rebut or act upon.

E.3 Hallucinated External References

More seriously, the baseline review exhibits a clear hallucination pattern by repeatedly invoking non-existent external context, for example:

Baseline review (hallucinated reference)

As reviewer 1 correctly pointed out . . .

Baseline review (hallucinated reference)

As reviewer 3 correctly pointed out . . .

This disregards the fact that the document is a standalone review rather than a meta-review. Such references to other reviewers are not grounded in the paper or review setting and indicate fabricated discourse context, reducing the reliability of the critique. Our review contains no such external or fabricated references and remains self-contained throughout.

E.4 Actionable Recommendations

Finally, our review provides concrete, operational suggestions that can directly guide revision and follow-up work, including:

Our review (actionable suggestions)

Provide the full CNN decoder specification (kernel size, stride, padding, number of channels), report absolute FLOP counts for the Performer encoder, CNN decoder, and grouped top- k selection, and offer guidelines for selecting the compressed width K and base sparsity k when adapting SEA to a new task.

These recommendations are specific, technically grounded, and directly traceable to identified weaknesses. In contrast, the baseline review’s suggestions, while numerous, remain largely generic:

Baseline review (generic suggestion)

Provide more detailed analysis

Baseline review (generic suggestion)

Expand experimental evaluation

Baseline review (generic suggestion)

Offer clearer explanations

Without specifying concrete experimental designs, parameter regimes, or implementation steps, these suggestions offer limited practical guidance despite their length.

Review from REVIEWGROUND

Summary:

The paper proposes SEA (Sparse linear Attention with Estimated Attention mask), a test-time linear-complexity attention module. SEA first estimates a compressed $T \times K$ attention matrix using Performer-based kernel attention and a 3-layer CNN decoder, then generates a sparse mask via a novel grouped top- k selection (per-query, per-head, per-batch, causal-per-batch) and interpolates it to a full $T \times T$ mask. Sparse attention is computed with a custom FlatCSR format that exploits the mask structure. Knowledge-distillation losses (Eq. 1) align the compressed matrix, the sparse attention, and the context features with a pretrained quadratic teacher. Experiments on OPT-125M (Wikitext-2) and BERT-base (GLUE) show that SEA matches or exceeds the quadratic teacher (e.g., 0.1% GLUE-MNLI gap, lower perplexity than the teacher on OPT-125M) while using 81% less memory and 33% of the latency at sequence length 2^{13} . Dynamic- k experiments demonstrate that increasing k after training improves accuracy and can surpass the teacher. The FlatCSR implementation yields a $6.6\times$ speedup over a COO baseline.

Strengths:

1. Introduces a two-phase linear-attention pipeline (kernel-based estimation + sparse mask) with provable $\mathcal{O}(T)$ inference cost (Section 3.1, Fig. 1).
2. Provides a concrete knowledge-distillation training scheme (Eq. 1) that preserves the teacher’s dynamic attention patterns.
3. Proposes FlatCSR, a modified CSR format that leverages the grouped top- k mask, achieving up to $6.6\times$ faster sparse operations than COO (Table 1).
4. Empirically demonstrates state-of-the-art results on language modeling (Table baseline.opt) and GLUE (Table baseline.glue), with faster convergence (Fig. exp.figure.opt_curve).
5. Shows that the sparsity hyper-parameter k can be increased post-training to improve accuracy (Section 4.3, Fig. exp.figure.opt_dynamic_k, exp.figure.bert_dynamic_k).
6. Offers interpretability via visualized estimated attention (Fig. exp.figure.attention) and provides the FlatCSR code.

Weaknesses:

1. **Adaptation cost not fully quantified** – While Section 3.3 describes replacing the teacher’s attention with SEA and fine-tuning via KD, the paper does not report the additional training time, data size, or compute needed for this adaptation, which may limit plug-and-play applicability. (Section 3.3)
2. **Limited model and task diversity** – Experiments are confined to OPT-125M/1.3B for causal LM and BERT-base for GLUE. Broader evaluation on larger LLMs (e.g., GPT-2/3) or vision transformers would strengthen claims of generality. (Section 4)
3. **CNN decoder architecture details missing** – The decoder is said to be a 3-layer 2-D CNN with channel-expansion c_h and width-reduction c_s , but kernel sizes, strides, padding, and channel counts are omitted, hindering reproducibility. (Section 3.1, “CNN Decoder”)
4. **Computational overhead not fully broken down** – The latency breakdown (Fig. exp.figure.complexity bottom) shows percentages for dense, FlatCSR, and other ops, but absolute FLOP counts for the Performer encoder, CNN decoder, and top- k selection are absent, making it hard to assess the true cost of the estimator. (Fig. exp.figure.complexity)
5. **Hyper-parameter selection guidance limited** – The paper provides an ablation for grouping strategies (Table method.table.ablation_k) and dynamic- k results, yet offers no systematic procedure for choosing K or the base k for new tasks, nor analysis of sensitivity to these choices. (Table method.table.ablation_k, Section 4.3)
6. **Scalability beyond 2^{13} not explored** – Memory and latency are shown up to sequence length 2^{13} ; experiments on longer sequences (e.g., 2^{15} or more) would better demonstrate linear scaling claims. (Fig. exp.figure.complexity)
7. **Comparative positioning could be richer** – Related works such as SLA (hybrid sparse-linear for diffusion models) and SPARSEK (learnable differentiable top- k) address similar efficiency goals. Direct empirical comparison or discussion of trade-offs would clarify SEA’s niche. (Related-work summaries)

Questions:

1. What is the exact training budget (GPU hours, dataset size) required to replace a pretrained transformer’s attention with SEA via the KD procedure described in Section 3.3?

2. Can the authors provide the full CNN decoder specification (kernel size, stride, padding, number of channels per layer) to enable exact replication?
3. How do FLOP counts for the Performer encoder, CNN decoder, and grouped top- k selection compare to a vanilla quadratic attention layer for a typical sequence length (e.g., $T = 8192$)?
4. What guidelines do the authors recommend for selecting the compressed width K and base sparsity k when adapting SEA to a new model or task?
5. Have the authors evaluated SEA on sequence lengths larger than 2^{13} to confirm the claimed $\mathcal{O}(T)$ scaling in practice?
6. How would SEA perform against recent hybrid methods such as SLA or SPARSEK that also combine sparse and linear components, especially in terms of interpretability and training overhead?

Rating: 5.5

Decision: reject

1150

Figure 7: Review from REVIEWGROUNDER

Review from DeepReviewer-14B

Summary:

This paper introduces Sparse Linear Attention with an Estimated Attention Mask (SEA), a novel approach to attention mechanisms in Transformer models aimed at reducing computational complexity while maintaining performance. The core idea behind SEA is to approximate the full attention matrix through a combination of kernel-based linear attention and a sparse attention mask. The method begins by using a kernel-based linear attention mechanism, specifically Performer, to estimate a compressed attention matrix. This compressed matrix is then processed by a CNN-based decoder to generate a sparse attention mask, which is applied to the full attention matrix to achieve sparsity. The authors emphasize that their method allows for the estimation of attention matrices from a pre-trained teacher model with linear complexity, which is a significant advantage over traditional quadratic attention mechanisms. The training process involves knowledge distillation, where the student model learns to mimic the attention patterns of a pre-trained teacher model. The final output of the SEA layer is a combination of the compressed attention output and a weighted average pooling of the value embeddings. The authors evaluate their method on language modeling and text classification tasks, demonstrating that SEA achieves comparable or better performance than existing linear and sparse attention methods, while also maintaining interpretability of the attention matrix. The empirical results show that SEA can achieve similar performance to quadratic attention models while using significantly less memory. The authors also provide code for their FlatCSR tensor operation, which is a key component of their implementation. Overall, the paper presents a promising approach to efficient attention mechanisms, with a focus on both performance and interpretability. However, as I will discuss in the weaknesses section, there are several areas where the paper could be improved, particularly in terms of experimental validation and clarity of presentation.

Strengths:

I find several aspects of this paper to be particularly strong. First, the core idea of combining kernel-based linear attention with a learned sparse attention mask is a novel approach to addressing the computational challenges of full attention mechanisms. The use of a CNN-based decoder to generate the sparse attention mask is also an interesting and potentially effective technique. The authors' emphasis on maintaining the interpretability of the attention matrix is another significant strength, as this is often a trade-off in efficient attention methods. The empirical results presented in the paper are also compelling. The authors demonstrate that SEA achieves comparable or better performance than existing linear and sparse attention methods on language modeling and text classification tasks, while also using less memory. The fact that SEA can achieve similar performance to quadratic attention models while using significantly less memory is a notable achievement. Furthermore, the authors provide code for their FlatCSR tensor operation, which is a valuable contribution to the community. The ablation studies, particularly those on the different components of the loss function and the top- k selection strategy, provide valuable insights into the method's behavior. The authors also show that the proposed method can be used to distill knowledge from a teacher model, which is a useful feature for practical applications. Finally, the paper is generally well-written and easy to follow, which makes it accessible to a wide audience. The inclusion of visualizations of the attention matrices also helps to understand the method's behavior. The authors have clearly put a lot of effort into developing and evaluating their method, and the results are promising.

Weaknesses:

1. Despite the strengths of this paper, I have identified several weaknesses that I believe need to be addressed. First, the paper lacks a clear and detailed explanation of how the proposed method can be applied to pre-trained Transformer models. As the reviewer 1 correctly pointed out, the method requires training the attention estimation module with knowledge distillation, which means it cannot be directly applied to already pre-trained models without further training. The paper does not provide a clear strategy for adapting pre-trained models to use SEA attention, nor does it discuss the computational cost and data requirements for this adaptation process. This is a significant limitation, as it restricts the applicability of the method to scenarios where fine-tuning is feasible. The paper states that the SEA attention mechanism replaces the original attention mechanism and is trained using knowledge distillation, but it does not provide a clear explanation of how this process would work in practice, especially for large pre-trained models. This lack of clarity makes it difficult to assess the practical value of the proposed method. My confidence in this weakness is high, as the paper explicitly describes a training process involving knowledge distillation, which implies that the method is not plug-and-play for pre-trained models.
2. Second, the paper's experimental evaluation is limited in scope. As reviewer 1 and reviewer 2 both noted, the experiments are primarily focused on BERT and OPT models, and the paper lacks experiments on other popular pre-trained models such as GPT, T5, or ViT. This is a significant limitation, as it restricts the generalizability of the findings. The paper also lacks a

systematic evaluation of the method’s performance on tasks that require long-range dependencies, such as long document summarization or question answering. The experiments are primarily conducted on the GLUE benchmark and Wikitext2, which do not fully capture the challenges of long sequence processing. Furthermore, the paper does not include a detailed analysis of the method’s performance under different sequence lengths and batch sizes, which is crucial for understanding its scalability. The absence of these experiments makes it difficult to assess the robustness and general applicability of the proposed method. My confidence in this weakness is high, as the experimental section clearly focuses on a limited set of models and tasks, and lacks the suggested analyses.

3. Third, the paper lacks a comprehensive analysis of the computational cost of the proposed method. While the paper provides some analysis of latency and memory usage, it does not include a detailed breakdown of the FLOPs for each component of the SEA layer, including the CNN decoder, the top- k selection, and the final attention computation. As reviewer 2 correctly pointed out, the paper does not provide a detailed analysis of the computational overhead introduced by the CNN decoder and the top- k selection process. This makes it difficult to assess the true computational advantage of the proposed method compared to other efficient attention mechanisms. Furthermore, the paper does not provide a comparison of the training time and memory requirements of the proposed method with other efficient attention mechanisms. This lack of analysis makes it difficult to assess the practical efficiency of the proposed method. My confidence in this weakness is high, as the paper does not provide the detailed FLOPs analysis and training cost comparison requested by the reviewer.
4. Fourth, the paper’s explanation of the CNN decoder is insufficient. As reviewer 3 correctly pointed out, the paper does not provide a clear explanation of the specific architecture of the CNN decoder, including the kernel sizes, number of channels, and padding used in each layer. The paper also does not provide a clear justification for the use of a CNN decoder, and it does not discuss the potential limitations of the CNN decoder, such as its ability to capture long-range dependencies. The paper mentions that the CNN decoder is used to transform the Performer’s estimated output, but it does not explain why this transformation is necessary or how it contributes to the overall performance of the model. The lack of a clear explanation of the CNN decoder makes it difficult to understand the method’s inner workings. My confidence in this weakness is high, as the paper provides a high-level description of the CNN decoder but lacks the specific details requested by the reviewer.
5. Fifth, the paper’s explanation of the grouped top- k selection is also insufficient. As reviewer 3 correctly pointed out, the paper does not provide a clear explanation of the different grouping strategies and their impact on the performance of the model. The paper mentions that the top- k selection is applied to the compressed attention matrix, but it does not explain how the value of K is chosen or how it affects the sparsity of the attention matrix. The paper also does not provide a clear explanation of the different grouping strategies, such as per-query, per-head, per-batch, and causal-per-batch, and their impact on the performance of the model. The lack of a clear explanation of the grouped top- k selection makes it difficult to understand the method’s behavior. My confidence in this weakness is high, as the paper describes the grouping methods but lacks a detailed explanation of their differences and impact.
6. Sixth, the paper’s explanation of the loss functions is unclear. As reviewer 3 correctly pointed out, the paper does not provide a clear explanation of the different loss functions used for training, including the context distillation loss, attention distillation loss, and the task-specific loss. The paper also does not explain how the different loss functions are weighted and how these weights affect the performance of the model. The paper does not provide a clear explanation of the context distillation loss, and it does not explain how the attention matrices are interpolated to the same size. The lack of a clear explanation of the loss functions makes it difficult to understand the training process. My confidence in this weakness is high, as the paper describes the loss functions but lacks the detailed explanations requested by the reviewer.
7. Finally, the paper lacks a detailed analysis of the impact of the sparsity hyperparameter k on the performance of the model. As reviewer 3 correctly pointed out, the paper does not provide a detailed analysis of the trade-off between accuracy and efficiency when varying k . The paper also does not provide a clear explanation of how the value of k should be chosen for different tasks and datasets. The paper does not provide a detailed analysis of the impact of the sparsity hyperparameter k on the performance of the model, including a detailed analysis of the trade-off between accuracy and efficiency when varying k . The paper also does not provide a clear explanation of how the value of k should be chosen for different tasks and datasets. My confidence in this weakness is high, as the paper mentions k as a hyperparameter but lacks a detailed analysis of its impact. Additionally, the paper does not provide a detailed analysis of the computational cost of the proposed method, including a breakdown of the time

spent on different operations, such as the CNN decoder, top- k selection, and the final attention computation. The paper also does not provide a comparison of the computational cost of the proposed method with other efficient attention mechanisms. Furthermore, the paper does not provide a detailed analysis of the memory usage of the proposed method, including a breakdown of the memory used by different components of the model. The paper also does not provide a comparison of the memory usage of the proposed method with other efficient attention mechanisms. The paper also does not provide a detailed analysis of the scalability of the proposed method, including a breakdown of the performance of the method on different sequence lengths and batch sizes. The paper also does not provide a comparison of the scalability of the proposed method with other efficient attention mechanisms. Finally, the paper does not provide a detailed analysis of the robustness of the proposed method, including a breakdown of the performance of the method on different datasets and tasks. The paper also does not provide a comparison of the robustness of the proposed method with other efficient attention mechanisms. These limitations make it difficult to assess the practical applicability of the proposed method. My confidence in this weakness is high, as the paper does not provide the detailed analysis requested by the reviewer.

Suggestions:

Based on the identified weaknesses, I recommend several concrete improvements. First, the authors should provide a more detailed explanation of how the proposed method can be applied to pre-trained Transformer models. This should include a clear strategy for adapting pre-trained models to use SEA attention, as well as an analysis of the computational cost and data requirements for this adaptation process. The authors should also discuss the potential impact of this adaptation process on the performance of the model. Second, the authors should expand their experimental evaluation to include a wider range of pre-trained models, such as GPT, T5, and ViT. They should also include experiments on tasks that require long-range dependencies, such as long document summarization or question answering. Furthermore, they should conduct a systematic evaluation of the method's performance under different sequence lengths and batch sizes. Third, the authors should provide a more detailed analysis of the computational cost of the proposed method. This should include a breakdown of the FLOPs for each component of the SEA layer, as well as a comparison of the training time and memory requirements of the proposed method with other efficient attention mechanisms. Fourth, the authors should provide a more detailed explanation of the CNN decoder, including the specific architecture, kernel sizes, number of channels, and padding used in each layer. They should also provide a clear justification for the use of a CNN decoder and discuss its potential limitations. Fifth, the authors should provide a more detailed explanation of the grouped top- k selection, including a clear explanation of the different grouping strategies and their impact on the performance of the model. They should also explain how the value of K is chosen and how it affects the sparsity of the attention matrix. Sixth, the authors should provide a more detailed explanation of the loss functions, including a clear explanation of the context distillation loss, attention distillation loss, and the task-specific loss. They should also explain how the different loss functions are weighted and how these weights affect the performance of the model. Seventh, the authors should provide a more detailed analysis of the impact of the sparsity hyperparameter k on the performance of the model. This should include a detailed analysis of the trade-off between accuracy and efficiency when varying k , as well as a clear explanation of how the value of k should be chosen for different tasks and datasets. Finally, the authors should provide a more detailed analysis of the computational cost, memory usage, scalability, and robustness of the proposed method, including a breakdown of the performance of the method on different sequence lengths, batch sizes, datasets, and tasks. They should also provide a comparison of these metrics with other efficient attention mechanisms. These improvements would significantly strengthen the paper and make it more impactful. The authors should also consider providing a more detailed analysis of the attention patterns learned by the proposed method, and how they compare to the attention patterns learned by the teacher model. This would help to better understand the behavior of the proposed method and its potential limitations. The authors should also consider providing a more detailed analysis of the sensitivity of the proposed method to different hyperparameter settings. This would help to better understand the robustness of the proposed method and its potential for practical applications.

Questions:

Based on my analysis, I have several questions that I believe would be beneficial for the authors to address. First, given that the proposed method requires training the attention estimation module with knowledge distillation, what is the computational cost and data requirement for adapting a pre-trained Transformer model to use SEA attention? What is the expected performance degradation, if any, when applying the method to a pre-trained model compared to training a model from scratch with SEA attention? Second, what is the specific architecture of the CNN decoder, including the kernel sizes, number of channels, and padding used in each layer? What is the rationale behind the choice of this specific architecture, and what are the potential limitations of the CNN decoder? Third, what is the impact of the different grouping strategies in the grouped top- k selection on the performance of the model? How should the value of K be chosen for different tasks and datasets, and what is the trade-off between accuracy and efficiency when

varying K ? Fourth, what is the specific purpose of the context distillation loss, and how does it contribute to the overall performance of the model? How are the different loss functions weighted, and how do these weights affect the performance of the model? Fifth, what is the computational cost of the proposed method, including a breakdown of the time spent on different operations, such as the CNN decoder, top- k selection, and the final attention computation? How does the computational cost of the proposed method compare to other efficient attention mechanisms? Sixth, what is the memory usage of the proposed method, including a breakdown of the memory used by different components of the model? How does the memory usage of the proposed method compare to other efficient attention mechanisms? Seventh, how does the proposed method scale with increasing sequence lengths and batch sizes? What are the limitations of the proposed method in terms of scalability? Finally, how robust is the proposed method to different datasets and tasks? What are the potential limitations of the proposed method in terms of robustness? Addressing these questions would provide a more complete understanding of the proposed method and its potential for practical applications.

Rating: 5.5

Decision: Reject

1154

Figure 8: Review from DeepReviewer-14B