



Test-Time Scaling with World Models for Spatial Reasoning

Yuncong Yang^{1*}, Jiageng Liu^{1*}, Zheyuan Zhang², Siyuan Zhou³,
Reuben Tan⁴, Jianwei Yang^{4†}, Yilun Du⁵, Chuang Gan¹

¹UMass Amherst, ²JHU, ³HKUST, ⁴Microsoft Research, ⁵Harvard
yuncongyang@umass.edu

<https://umass-embodied-agi.github.io/MindJourney/>

Abstract

Spatial reasoning in 3D space is central to human cognition and indispensable for embodied tasks such as navigation and manipulation. However, state-of-the-art vision–language models (VLMs) struggle frequently with tasks as simple as anticipating how a scene will look after an egocentric motion: they perceive 2D images but lack an internal model of 3D dynamics. We therefore propose MindJourney, a test-time scaling framework that grants a VLM with this missing capability by coupling it to a controllable world model based on video diffusion. The VLM iteratively sketches a concise camera trajectory, while the world model synthesizes the corresponding view at each step. The VLM then reasons over this multi-view evidence gathered during the interactive exploration. Without any fine-tuning, our MindJourney achieves an average 7.7% performance boost on the representative spatial reasoning benchmark SAT, showing that pairing VLMs with world models for test-time scaling offers a simple, plug-and-play route to robust 3D reasoning. Meanwhile, our method also improves upon the test-time inference VLMs trained through reinforcement learning, which demonstrates the potential of our method that utilizes world models for test-time scaling.

1 Introduction

Humans inhabit—and effortlessly reason about—a three-dimensional world. Our innate 3D spatial understanding allows us to plan routes, manipulate objects, and make decisions in cluttered environments. Spatial intelligence is a fundamental component of human cognition, developing progressively throughout early life [Gardner, 2011, Vasilyeva and Lourenco, 2012, Tommasi and Laeng, 2012, Lohman, 2013, Moore and Johnson, 2020, Lauer and Lourenco, 2016]. As such, reasoning underpins almost every physical task, and endowing embodied agents with comparable 3D intelligence has become a central goal of embodied AI research [Koh et al., 2021, 2023, Yang et al., 2023, Wang et al., 2024b, Du et al., 2024, Zhu et al., 2025a]. Recent advances in vision–language models (VLMs) have produced systems that are already comparable to human performance in visual recognition and comprehension, even solving simple spatial-reasoning problems [Chen et al., 2024a, Zhang et al., 2025b]. However, these models still fall short of reasoning about the actual 3D world that lies behind a 2D image as humans do. Recent spatial reasoning benchmarks [Yang et al., 2024, Ray et al., 2025, Zhang et al., 2025b,a] reveal that VLMs struggle on tasks that require imagining the consequences of egocentric movements. Given a question shown in the upper-left corner of Fig. 1, a state-of-the-art

* Equal Contribution

† Work done while at Microsoft Research

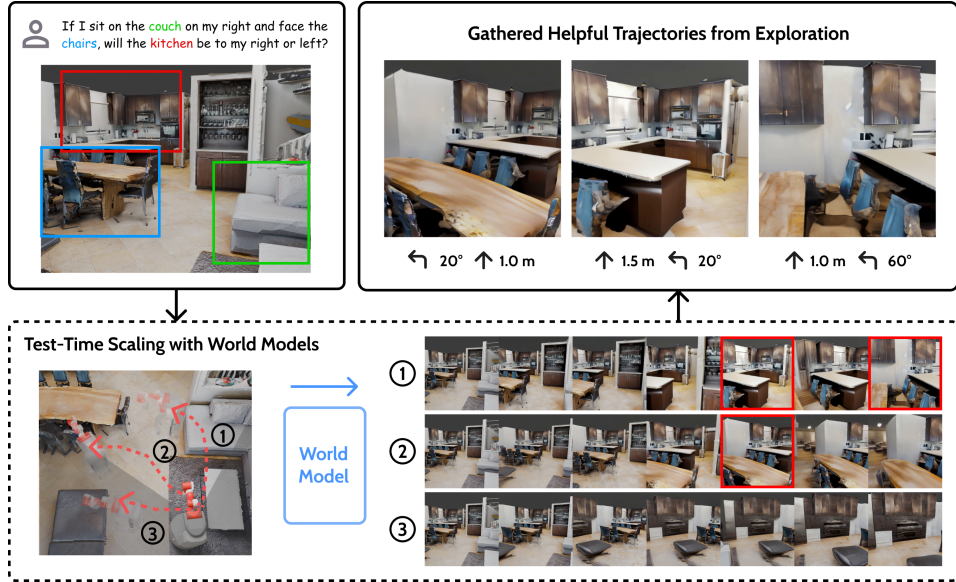


Figure 1: **MindJourney**. Given a spatial reasoning query, our method searches through the imagined 3D space through a world model and improves VLM’s spatial understanding through generated observations during test-time.

VLM easily fails on such a perspective-shift question, while given the same view, humans can solve it effortlessly by mentally simulating a short walk and visualizing the next view. This gap highlights a critical bottleneck: current VLMs do not yet treat an image as an interactive world, limiting their usefulness for embodied agents operating in 3D space.

Encouragingly, recent controllable video diffusion models hint at a solution. Systems such as CamCtrl3D [Popov et al., 2025], CameraCtrl [He et al., 2024], Stable-Virtual-Camera [Zhou et al., 2025a], and the History-Guided Transformer [Song et al., 2025] take a single RGB frame plus a pose trajectory and synthesize a coherent, egocentric video that faithfully follows the specified motion. In effect, they serve as world models: given “where the agent will go”, they imagine “what the camera will see”.

Leveraging this capability, we introduce MindJourney, a test-time scaling framework that enables a VLM to reason by interactively searching and exploring the imagined 3D space through a world model. Confronted with a spatial-reasoning question, MindJourney does not ask the VLM to answer immediately. Instead, the VLM iteratively plans a short exploratory trajectory, with the world model rendering the corresponding egocentric video at each step. The VLM then uses its gathered imagined rollouts in the world to reason and answer the spatial-reasoning question. As shown in Fig. 1, the world model helps scale up the observation space given the image provided in the question, and helpful trajectories with descriptions and observations are gathered for the VLM to answer the question easily. By combining the high-level reasoning ability of a VLM with detailed 3D scene understanding of a world model, we are able to boost the VLM’s spatial-reasoning performance significantly.

In a comprehensive evaluation on the SAT benchmark, SpatialNavigator achieves substantial gains on multiple spatial reasoning tasks. Our method improves top-1 accuracy performance across four very different VLM back-ends with two distinct world models by an average 7.7%, with the largest single gain over 10%. Our method also outperforms and can improve upon the o1-like test-time scaling VLMs, which demonstrates the compatibility of our method and showcases the potential of the idea of test-time scaling with world models.

In summary, our key contributions are as follows:

- We introduce MindJourney, the first test-time scaling framework that couples a VLM with a controllable video world model, enabling searching through imagined 3D space to improve 3D spatial reasoning without finetuning.
- We empirically demonstrate that our model offers significant improvement on multiple spatial reasoning tasks.
- We demonstrate that our method is model-agnostic: it boosts four different VLMs with two distinct world models.

2 Related work

World Models Video generation models have shown their potential as promising world models for gaming and robotic applications [Yang et al., 2023, Bar et al., 2024, Bruce et al., 2024, Gao et al., 2024]. Early works [Du et al., 2023, Bruce et al., 2024, Zhou et al., 2024a, Du et al., 2024] leverage strong video generation models to imagine the future frames for decision making. However, previous works primarily focus on static cameras and simple environments. More recently, several studies [Bar et al., 2024, Parker-Holder et al., 2024, Zhou et al., 2025b, Team et al., 2025] have explored the simulation of 3D environment dynamics using controllable video models that are conditioned on the actions or camera movement, thereby enhancing the spatial imagination capabilities of world models. In our work, we leverage the imagination abilities of world models to help the spatial reasoning ability of vision-language models.

Vision-Language Models and Spatial Reasoning The growing advancements in vision-language models (VLMs) have rapidly progressed on various downstream tasks [Radford et al., 2021, Li et al., 2022a, Alayrac et al., 2022, Achiam et al., 2023, Team et al., 2023, Driess et al., 2023]. Many strong open-sourced models have been developed from visual instruction tuning on paired text-image data [Dai et al., 2023, Liu et al., 2023b, 2024, Dong et al., 2024, Yao et al., 2024]. More recent works explored region-level and pixel-level grounding [Li et al., 2022b, Ma et al., 2023, Wang et al., 2024c, Rasheed et al., 2024, Zhang et al., 2024], more training strategies, and test-time scaling [Chen et al., 2024d,c, Wang et al., 2024a, Dong et al., 2025, Zhu et al., 2025b]. Recently, spatial intelligence has gained attention in the VLM community [Liu et al., 2023a, Kamath et al., 2023]. However, evaluation benchmarks SpatialRGPT, SAT, COMFORT, SPAR show that state-of-the-art VLMs still fall short on spatial understanding and reasoning [Cheng et al., 2024, Ray et al., 2024, Zhang et al., 2025b,a].

Test-Time Scaling for Reasoning A growing line of work boosts large-model reasoning by allocating extra compute *after* training. Early analyses show that properly budgeted TTS consistently raises accuracy across tasks [Snell et al., 2024]. Concretely, three main strategies have emerged. (i) *Best-of-n* reranks multiple sampled chains of thought (CoTs), as in BoNBoN and related variants [Gui et al., 2024]. (ii) *Guided decoding* steers beam search with learned value functions: outcome-supervised value models (OVM) [Yu et al., 2023] and self-evaluation-guided beams [Xie et al., 2023], are prominent examples. (iii) *Tree search* uses MCTS-style roll-outs—e.g. AlphaMath [Chen et al., 2024b]—to explore expansive reasoning spaces. Parallel efforts focus on verifier signals: Calibrated-CLIP augments vision-language models with paired positives/negatives [Zhou et al., 2024b], while LLaVA-Critic learns an open-source multimodal grader [Xiong et al., 2024]. Our approach departs from these text-centric methods by adding a *physically consistent world model*. The model renders imagined egocentric views, supplying geometry-aware evidence that guides search through a latent 3D scene, which help us perform TTS in spatial-reasoning tasks.

3 Approach

Our method targets test-time enhancement of vision-language models (VLMs) in 3D spatial reasoning by exploiting the predictive power of a world model. Our framework, MindJourney, achieves the test-time scaling through two tightly coupled components:

Video-Diffusion Models as World Models. Given a single RGB frame and an egocentric action sequence defined by camera pose, the world model synthesizes a coherent egocentric video that follows the given trajectory, effectively turning the still image into an explorable 3D world.

Spatial Beam Search. Guided by the spatial question, the VLM and the world model interactively search for helpful trajectories in the virtual 3D space defined by the given image.

Sec. 3.1 provides an overview of our test-time scaling pipeline. In Sec. 3.2, we define our formulation of the world model in MindJourney. In Sec. 3.3, we will introduce our iterative search algorithm, Spatial Beam Search, which uses a VLM and a world model to interactively explore the imagined 3D space. Finally, in Sec. 3.4, we introduce training and architecture details of our world model, Search World Model (SWM), one of the world model candidates in our experiments.

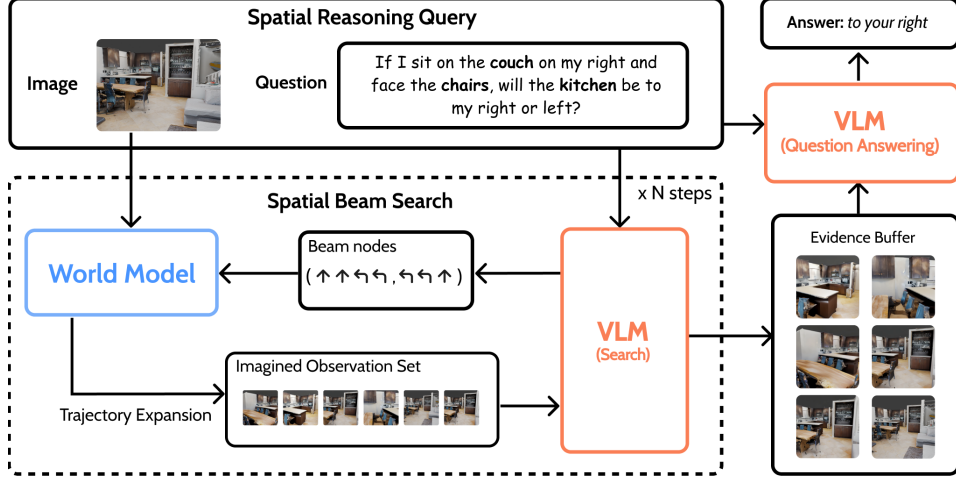


Figure 2: **MindJourney Pipeline.** Our pipeline starts with Spatial Beam Search for n steps before answering the question. The world model interactively generates new observations, while a VLM constructs the evidence buffer for Q&A and guides the search during the process.

3.1 Pipeline Overview

Fig. 2 illustrates our pipeline: given a spatial reasoning query, the world model and the VLM collaborate through a Spatial Beam Search to generate and filter novel viewpoints that facilitate question answering. Up to three components participate: a World Model \mathcal{W} , a Search VLM $\mathcal{V}_{\text{search}}$, and a Question-Answering VLM \mathcal{V}_{QA} (The VLMs may share the same network).

Given an input image and a spatial-reasoning query, we launch an n -step Spatial Beam Search instead of producing an answer directly. For every trajectory in the current beam, the world model expands each trajectories (Fig. 3), yielding candidate trajectories and their imagined observations. Conditioned on the query text, the search VLM evaluates the imagined observations and (i) writes trajectory–observation pairs that are highly relevant to the answer into a Helpful Observation Buffer, and (ii) selects trajectories worth further exploration to form the next beam layer.

After the search, the question-answering VLM consumes the original image together with the buffered observations to deliver the final answer to the spatial-reasoning query. This imagine \rightarrow select \rightarrow answer loop equips a frozen VLM with the world model’s physical priors and motion forecasts, yielding substantial gains in 3D spatial reasoning without additional training.

3.2 World Model Formulation

We treat the world model as an egocentric simulator that rolls out a sequence of actions starting from a reference image.

Action Space. In our paper, we define the set of primitive actions to be

$$\mathcal{A} = \{\text{move-forward } d, \text{ turn-left } \theta_l, \text{ turn-right } \theta_r\}$$

, where d is moving distance in meters and θ_l and θ_r are rotation angles in degrees. Further, we define a *action trajectory* as an ordered tuple

$$\tau = (a_1, \dots, a_m), a_i \in \mathcal{A}$$

, with length m . Therefore, we denote the search space of all trajectories of length at most n by $\mathcal{T}_k = \bigcup_{m=0}^n \mathcal{A}^m$, where $\mathcal{A}^0 = \{\emptyset\}$ contains the empty trajectory.

Action Representation. Each primitive action $a \in \mathcal{A}$ is mapped to a relative camera-pose transformation $\varphi(a) = c \in \text{SE}(3)$. Hence a trajectory $\tau = (a_1, \dots, a_m)$ is deterministically translated into the pose sequence

$$\mathbf{C} = (c_1, \dots, c_m), \quad c_i = \varphi(a_i).$$

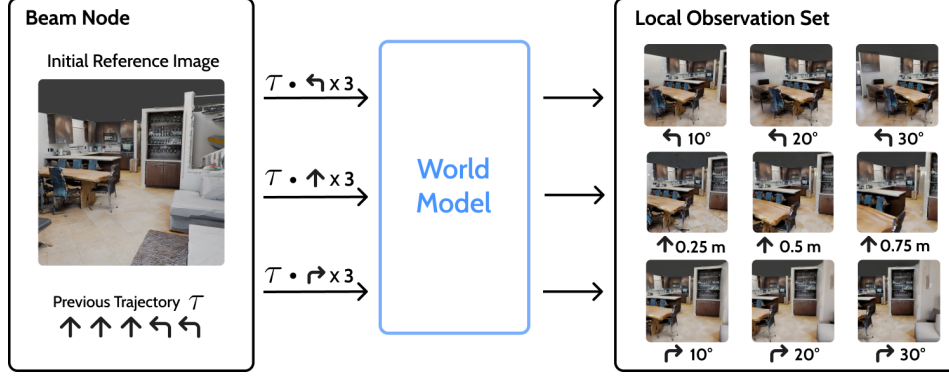


Figure 3: **Trajectory Expansion Illustration.** The Figure illustrate a Trajectory Expansion process with $k = 3$, $d = 0.25$, and $\theta = 10^\circ$. In this case, the world model generates 9 new observations given the Beam Node.

We condition the video-diffusion world model on each c_i to ensure that the i -th generated frame reflects the intended egocentric motion.

A pose c is expressed by its intrinsic matrix \mathbf{K} and extrinsic matrix $\mathbf{E} = [\mathbf{R} \mid \mathbf{t}]$.

Action-Driven Video Generation. Let $\mathbf{x}_0 \in \mathbb{R}^{H \times W \times 3}$ be the reference image and $\mathbf{C} = (c_1, \dots, c_m) \in \text{SE}(3)^m$ the pose sequence induced by a trajectory τ . Our pose-conditioned video diffusion model,

$$\mathcal{W} : (\mathbf{x}_0, \mathbf{C}) \mapsto \mathbf{V} = (\mathbf{x}_1, \dots, \mathbf{x}_m), \quad \mathbf{x}_i \in \mathbb{R}^{H \times W \times 3},$$

maps the pair $(\mathbf{x}_0, \mathbf{C})$ to an *egocentric rollout* that follows the intended motion. As an outcome, the world model produces the synthetic video \mathbf{V} , as an imagined walk in the 3D space defined by the reference image.

3.3 Spatial Beam Search for Action Space Exploration

Our world model \mathcal{W} can roll out an egocentric trajectory τ —a sequence of primitive actions—in order to render the corresponding video frames. Because the discrete trajectory space \mathcal{T} grows exponentially with its horizon, we employ a beam-search procedure that alternates between *question-agnostic expansion* and *question-aware pruning*. The search runs for at most n steps; At each step we expand each current beam node and then invoke a vision-language model (VLM) to score the resulting candidates with respect to the spatial-reasoning question.

Trajectory Expansion. A beam node at depth m stores a trajectory $\tau = (a_1, \dots, a_m) \in \mathcal{T}_m$ ($\tau = \emptyset$ for the root). To search the action space starting from the beam node, we adopt the following strategy. For each primitive action $a' \in \mathcal{A}$ we permit up to k consecutive repetitions, denoted a'^r ($1 \leq r \leq k$). The candidate set generated from τ is

$$\mathcal{C}(\tau) = \{\tau \oplus a'^r \mid a' \in \mathcal{A}, 1 \leq r \leq k\}, \quad |\mathcal{C}(\tau)| \leq 3k,$$

where \oplus denotes concatenation. Each τ'^3 is fed to the world model \mathcal{W} , yielding the next egocentric frame $\mathbf{x}_{\tau'} = \mathcal{W}(\mathbf{x}_0, \tau')$. We collect the resulting local observation set

$$\mathcal{O}(\tau) = \{(\tau', \mathbf{x}_{\tau'}) \mid \tau' \in \mathcal{C}(\tau)\}.$$

The global observation set for the current search step is the union of $\mathcal{O}(\tau)$ over all beam nodes. In practice, because the world model \mathcal{W} renders an entire video clip in one pass, we roll out only the candidates in $\mathcal{C}(\tau)$ whose length is exactly $m + k$ —that is, trajectories that extend the current node by the full k actions. A single call to \mathcal{W} with this batched set then produces the complete local observation set $\mathcal{O}(\tau)$ for the node. Fig. 3 illustrate this process with an example.

³To avoid wasted rollouts we discard any candidate that (i) immediately reverses the previous action (e.g. turn left and then turn right) or (ii) exceeds a pre-set translation/rotation budget.

Algorithm 1 Spatial Beam Search for Action Space Exploration

Require: Initial frame \mathbf{x}_0 , world model \mathcal{W} , VLM $\mathcal{V}_{\text{search}}$, VLM \mathcal{V}_{QA} , primitive actions \mathcal{A} , spatial question q , parameters $n, k, B, H, \gamma_{\text{exp}}, \gamma_{\text{help}}$

Ensure: Final answer to question q

```
1: Initialize beam  $\mathcal{B} \leftarrow \{\emptyset\}$ , evidence set  $\mathcal{E} \leftarrow \emptyset$ 
2: for  $m = 1$  to  $n$  do
3:    $\mathcal{O} \leftarrow \emptyset$ 
4:   for all  $\tau \in \mathcal{B}$  do
5:     Generate and prune candidates  $\mathcal{C}(\tau)$  of length  $|\tau| + k$ 
6:      $\mathcal{O} \leftarrow \mathcal{O} \cup \{(\tau', \mathcal{W}(\mathbf{x}_0, \tau')) \mid \tau' \in \mathcal{C}(\tau)\}$ 
7:     For each  $(\tau', \mathbf{x}_{\tau'}) \in \mathcal{O}$ , generate  $\text{desc}(\tau')$ 
8:     Query  $\mathcal{V}_{\text{search}}$  for  $s_{\text{exp}}(\tau')$ ,  $s_{\text{help}}(\tau')$  using  $\langle q, \text{desc}(\tau'), \mathbf{x}_{\tau'} \rangle$ 
9:     Prune candidates below  $\gamma_{\text{exp}}, \gamma_{\text{help}}$ 
10:    Update beam  $\mathcal{B} \leftarrow$  top- $B$  by  $s_{\text{exp}}$ 
11:    Add top- $H$  by  $s_{\text{help}}$  to evidence  $\mathcal{E}$ 
12:    if  $\mathcal{B} = \emptyset$  then
13:      break
14: Prepare evidence set  $\{(\tau^{(h)}, \mathbf{x}_{\tau^{(h)}}, \text{desc}(\tau^{(h)}))\}_{h=1}^{H^*}$  from  $\mathcal{E}$ 
15: Return final answer from  $\mathcal{V}_{\text{QA}}$  given  $q$  and the full evidence
```

VLM-Based Heuristics. At each search step, For every pair $(\tau', \mathbf{x}_{\tau'})$ in the global observation set, we create a natural-language description $\text{desc}(\tau')$ (e.g., “move forward 0.2 m, then turn right 30°”) and feed the spatial reasoning question and all the tuples $\langle q, \text{desc}(\tau'), \mathbf{x}_{\tau'} \rangle$ from the observation set to the VLM. The model returns two scalar logits for each τ' through two different criteria:

$$s_{\text{exp}}(\tau') \quad (\text{“how useful is it to keep exploring this trajectory?”}),$$

$$s_{\text{help}}(\tau') \quad (\text{“how useful is this view for answering now?”}).$$

We first discard any pair whose score falls below fixed thresholds γ_{exp} or γ_{help} , respectively. Among the remaining candidates we (i) retain the top B by s_{exp} as the next-step beam (beam width B), and (ii) cache the top H by s_{help} as “helpful” viewpoints and save them to the evidence buffer for the final answer. We thus use VLM to drive question-aware pruning of the search tree and accumulates evidence views that will later be supplied to the VLM for answer generation.

Answer Generation. After the search step limit n or running out of beam node due to thresholding, we collect all cached helpful trajectories $\{\tau^{(h)}\}_{h=1}^{H^*}$ together with their associated frames and natural-language descriptions. The VLM receives the original question and this multi-view evidence in a single pass and outputs the final answer. We present our algorithm in Algorithm 1.

3.4 Search World Model Details

We trained our own world models, Search World Model (SWM), sepecifically for the defined action space in Sec. 3.2. Please refer to the Appendix for more details.

Architecture. SWM is based on the Wan2.2-TI2V-5B [Wan et al., 2025], following ReCamMaster [Bai et al., 2025]. Specifically, we represent the camera transform by camera extrinsic matrices and directly add the embeded camera matrices to the video latent in a pixel-wise manner.

Training Dataset. The world model only has to execute the limited set of primitive egocentric actions used by MindJourney, so we synthesise most of its training corpus with the Habitat 2.0 navigation simulator [Szot et al., 2022]. Habitat provides pixel-accurate renderings for forward, backward and rotational motions in indoor environments, making it ideal for learning precise camera control. To bridge the appearance gap between synthetic interiors and real imagery, we blend the Habitat clips with two large-scale, view-consistent video datasets—RealEstate-10K and DL3DV-10K [Ling et al., 2024]. The resulting mix couples Habitat’s geometric fidelity with the visual diversity of real indoor and outdoor scenes, allowing the world model to generalise beyond its synthetic training domain.

Table 1: **SAT-Real**. Accuracy for **large proprietary** and **open-source** MLMs on SAT-Real. Specifically, **OpenAI o1** has test-time scaling capability. MJ refers to MindJourney, augmented on both SWM and SVC. Results marked with * are from [Ray et al., 2025].

	SAT Real					
	Avg	EgoM	ObjM	EgoAct	GoalAim	Pers
GPT4-V*	50.7	-	-	-	-	-
Gemini 1.5-flash*	57.6	-	-	-	-	-
Gemini 1.5-pro*	64.8	-	-	-	-	-
Robopoint-13B*	46.6	-	-	-	-	-
GPT-4o	60.3	56.5	85.0	50.0	64.0	45.0
+ MJ (SWM)	70.6	60.9	56.5	75.7	85.3	66.7
+ MJ (SVC)	69.3	78.3	60.9	78.4	70.6	57.6
GPT-4.1	74.0	95.7	73.9	78.3	88.2	39.4
+ MJ (SWM)	80.6	100.0	78.3	89.2	91.2	48.4
InternVL3-14B	59.3	56.5	69.5	54.0	73.5	45.4
+ MJ (SWM)	66.6	82.6	60.9	67.5	82.4	42.4
OpenAI o1	74.6	78.3	82.6	73.0	73.5	69.7
+ MJ (SWM)	84.7	95.7	82.6	83.8	88.2	75.8
+ MJ (SVC)	77.3	100.0	65.2	78.4	82.4	63.7

4 Experiment

4.1 Experiment Settings

Benchmarks. Our main benchmark is the Spatial Aptitude Training (SAT) benchmark, which probes an agent’s ability to reason about both egocentric motion and object motion—key skills for embodied AI. SAT is split into SAT-Synthesized, 4000 synthetic questions rendered in AI2-THOR [Kolve et al., 2017] indoor scenes, and SAT-Real, real images spanning indoor and outdoor environments. The two splits therefore cover a wide distribution shift, letting us evaluate both in-distribution accuracy and real-world transfer.

Evaluation Metrics. As the SAT benchmark are all multiple choices questions, we use accuracy as our evaluation metric across all tasks.

Vision-Language Models. We pair our pipeline with four representative VLMs: the closed-source GPT-4o and GPT-4.1 (strong general-purpose multimodal baselines), InternVL3-14B (one of the most capable open-source VLMs to date), and o1, a reinforcement-learning–fine-tuned model that performs test-time chain-of-thought scaling. This mix spans both proprietary and fully open ecosystems as well as models with and without explicit reasoning scaffolds.

World Models. Our experiments use two distinct video world models. (i) Search World Model (SWM), the world model we trained, introduced in Sec. 3.4; and (ii) Stable-Virtual-Camera (SVC), a recently released, publicly available generator that produces geometrically stable novel views.

Spatial Beam Search Configurations. Unless noted otherwise, we use the same search configuration for every experiment: search depth $n = 3$ steps; up to $k = 3$ consecutive repetitions per primitive action during each expansion; exploration and helpfulness thresholds $\gamma_{\text{exp}} = 8$, $\gamma_{\text{help}} = 8$.

4.2 Experiments Results

The SAT benchmark comprises five spatial-reasoning tasks—ego movement (EgoM), object movement (ObjM), action consequence (EgoA), and perspective shifts (Pers)—each mirroring challenges an embodied agent routinely faces in 3D space. We evaluate our method on both SAT-Real and SAT-Synthesized and observe a clear performance boost over all baselines on both splits.

Baselines. Our baselines are the four VLMs: GPT-4o, GPT-4.1, InternVL3-14B, and o1. Despite their diversity—closed source vs. open source, standard training vs. RL-based test-time scaling—we expect each to benefit from our approach, MindJourney. For the o1 experiments, for saving computa-

Table 2: **SAT-Synthesized.** Accuracy for large proprietary and open-source MLMs on SAT-Synthesized. Specifically, OpenAI o1 has test-time scaling capability. MJ refers to MindJourney, augmented on both SWM and SVC.

	SAT Synthesized					
	Avg	EgoM	ObjM	EgoAct	GoalAim	Pers
GPT-4o	61.0	64.7	86.8	51.9	68.7	43.4
+ MJ (SWM)	70.8	77.6	82.6	70.1	84.5	45.8
+ MJ (SVC)	72.3	80.0	84.8	65.0	89.3	51.4
GPT-4.1	66.4	75.3	89.0	57.8	78.3	41.5
+ MJ (SWM)	75.4	88.2	92.4	70.8	89.3	45.8
InternVL3-14B	61.4	74.6	85.9	53.3	84.5	20.6
+ MJ (SWM)	66.6	69.4	58.2	68.1	81.9	58.0
OpenAI o1	72.4	78.0	85.9	65.4	86.0	54.6
+ MJ (SWM)	76.8	82.4	80.4	76.6	88.1	60.7
+ MJ (SVC)	78.6	87.1	80.4	72.3	89.3	70.1

tional cost, we use o1 only as the question-answering VLM and let GPT-4o handle the search phase. In every other experiment the same VLM is used for both search and the final Q & A.

SAT-Real. The SAT-Real split comprises 150 real-image queries spanning indoor and outdoor scenes. Table 1 shows that augmenting each VLM with MindJourney results in uniform and sizeable gains. Average top-1 accuracy rises by 7.7 percentage points, and GPT-4o achieves the largest single boost at over 10%. Remarkably, GPT-4.1 with our method already surpasses vanilla o1; when o1 itself is paired with MindJourney it sets a new state of the art on SAT-Real. These findings confirm that world-model-driven test-time scaling complements RL-based scaling and our method generalizes to real, outdoor scenarios.

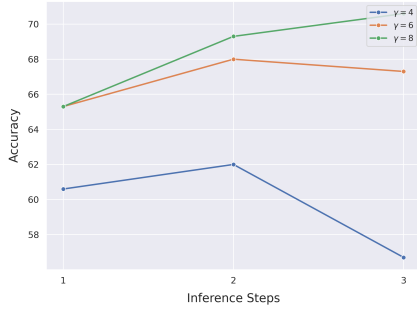
SAT-Synthesized. Because the synthetic split contains 4 000 questions, we evaluate on a random 500-question subset to keep the o1 runs tractable. Results in Table 2 reproduce the pattern seen on real images: mean accuracy improves by 8.0% in average. Again, the performance of GPT-4.1 with our method surpasses vanilla o1, and o1 with our method improves its performance. Moreover, across all five SAT question types the highest score is always achieved by a MindJourney-augmented model, underscoring that the proposed framework consistently improves reasoning across all question types.

4.3 Ablation Study

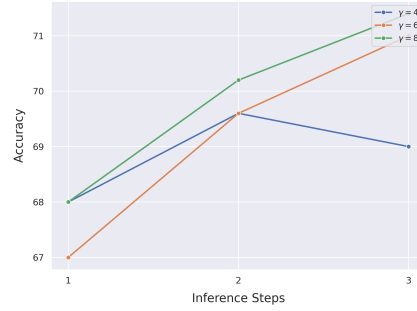
In our ablation study, we ablate the hyperparameters of our search method. Specifically, for gpt-4o augmented with SWM, we ablate with search step $n \in \{1, 2, 3\}$ and VLM pruning threshold $\gamma \in \{4, 6, 8\}$. We experimented on these values on both SAT-Real and SAT-Synthesized. Accuracy is reported on both SAT-Real and the 500-question SAT-Synthesized subset, allowing us to evaluate how each setting affects performance in real-image and synthetic scenarios.

Search Depth. Panel (a) of Fig. 4 shows that accuracy for threshold 4 and 6 on SAT-Real peaks at search steps 2 and then drops slightly at step 3. The decline stems from the limits of our world model, SWM: trained predominantly on indoor synthetic data, it can struggle to faithfully simulate outdoor views once the imagined trajectory strays too far from the reference frame. On SAT-Synthesized—whose scenes are closer to the SWM’s training distribution—performance continues to rise through step 3 for both threshold 8 and 6, confirming that deeper exploration remains beneficial when the world model can faithfully render long roll-outs. More visual results can be found in the Appendix.

Pruning Threshold. Panels (a) and (b) also show the importance of the VLM score threshold. A lenient threshold lets many low-quality views into the evidence buffer, diluting the signal and lowering accuracy. The effect is stronger on the Real split, where generation quality is lower, so the threshold has a larger impact there.



(a) Accuracy on SAT-Real.



(b) Accuracy on SAT-Synthesized.

Figure 4: **Inference Steps vs. Accuracy.** Accuracy on SAT-Real and SAT-Synthesized with different VLM Thresholds and inference steps.

4.4 Analysis

Test-time Scaling with World Models vs. Test-time Scaling with RL. On both SAT splits, a plain VLM augmented with our world-model search already surpasses the RL-fine-tuned o1. When the same world-model search is applied on top of o1, accuracy climbs still higher, yielding the best results overall. These two observations imply that the exploratory roll-outs supplied by the world model provide information that is largely orthogonal to the inductive bias learned through RL chain-of-thought. The phenomenon highlights an exciting potential: giving a reasoning engine a physically consistent imaginary workspace can enhance, rather than replace, other forms of test-time self-improvement.

World Model Capability. The ablation results reveal a clear bottleneck: once the imagined trajectory strays too far from the initial frame, today’s world models begin to break down in terms of generation quality. Fig. 4a shows that this degradation not only lowers the fidelity of rendered views but also feeds noisy evidence to the VLM, ultimately capping the benefits of deeper search. Although our world model SWM and the state-of-the-art Stable-Virtual-Camera (SVC) perform similarly within the three-step regime explored here, further gains will require world models that can sustain geometric and photometric consistency over much longer roll-outs.

5 Conclusion

We have presented MindJourney, the first framework that equips a vision–language model with a world model for imagination at test-time Through Spatial Beam Search, the VLM actively explores the latent 3D scene behind a single image, caching the most informative imagined views for spatial reasoning. This simple, training-free procedure improves four heterogeneous VLMs—ranging from closed-source GPT-4o to the RL-scaled o1—to new state-of-the-art accuracy on the SAT benchmark. Gains are robust across both synthetic and real images, across all SAT task categories, and across two different world-model generators, underscoring the model-agnostic nature of our approach.

Beyond its empirical performance, MindJourney offers a conceptual advance: it shows that for spatial reasoning, giving a reasoning engine a physically consistent simulator at test time can complement, and even surpass, complex RL-based self-reflection pipelines.

Limitations and Future Works Our current pipeline assumes a single reference view. When a spatial-reasoning query supplies multiple images, MindJourney fails to treat the extra views as entry points into the scene. An ideal system would regard each image as a separate “portal,” launch an exploration from every portal, and fuse the resulting evidence. Extending our Spatial Beam Search to a multi-source setting is therefore a natural next step.

A second limitation lies in the *question-agnostic* nature of today’s controllable video world models. Because the generator is unaware of the downstream query, it can hallucinate views that are irrelevant—or even contradictory—to what the question implicitly assumes. Future work should develop query-conditioned world models or incorporate lightweight constraint mechanisms so that imagined roll-outs remain consistent with the task at hand.

Acknowledgments and Disclosure of Funding

We are grateful to Anushka Agarwal for assistance with the baseline code, and to Jiaben Chen, Zeyuan Yang, Lixing Fang, Haoyu Zhen, and many other friends for their helpful feedback and insightful discussions.

References

- Josh Achiam, Steven Adler, Sandhini Agarwal, Lama Ahmad, Ilge Akkaya, Florencia Leoni Aleman, Diogo Almeida, Janko Altschmidt, Sam Altman, Shyamal Anadkat, et al. Gpt-4 technical report. *arXiv preprint arXiv:2303.08774*, 2023. 3
- Jean-Baptiste Alayrac, Jeff Donahue, Pauline Luc, Antoine Miech, Iain Barr, Yana Hasson, Karel Lenc, Arthur Mensch, Katherine Millican, Malcolm Reynolds, et al. Flamingo: a visual language model for few-shot learning. *Advances in neural information processing systems*, 35:23716–23736, 2022. 3
- Jianhong Bai, Menghan Xia, Xiao Fu, Xintao Wang, Lianrui Mu, Jinwen Cao, Zuozhu Liu, Haoji Hu, Xiang Bai, Pengfei Wan, et al. Recammaster: Camera-controlled generative rendering from a single video. *arXiv preprint arXiv:2503.11647*, 2025. 6
- Amir Bar, Gaoyue Zhou, Danny Tran, Trevor Darrell, and Yann LeCun. Navigation world models. *arXiv preprint arXiv:2412.03572*, 2024. 3
- Jake Bruce, Michael D Dennis, Ashley Edwards, Jack Parker-Holder, Yuge Shi, Edward Hughes, Matthew Lai, Aditi Mavalankar, Richie Steigerwald, Chris Apps, et al. Genie: Generative interactive environments. In *Forty-first International Conference on Machine Learning*, 2024. 3
- Boyuan Chen, Zhuo Xu, Sean Kirmani, Brain Ichter, Dorsa Sadigh, Leonidas Guibas, and Fei Xia. Spatialvlm: Endowing vision-language models with spatial reasoning capabilities. In *Proceedings of the IEEE/CVF Conference on Computer Vision and Pattern Recognition*, pages 14455–14465, 2024a. 1
- Guoxin Chen, Minpeng Liao, Chengxi Li, and Kai Fan. Alphamath almost zero: process supervision without process. *arXiv preprint arXiv:2405.03553*, 2024b. 3
- Zhe Chen, Weiyun Wang, Yue Cao, Yangzhou Liu, Zhangwei Gao, Erfei Cui, Jinguo Zhu, Shenglong Ye, Hao Tian, Zhaoyang Liu, et al. Expanding performance boundaries of open-source multimodal models with model, data, and test-time scaling. *arXiv preprint arXiv:2412.05271*, 2024c. 3
- Zhe Chen, Jiannan Wu, Wenhai Wang, Weijie Su, Guo Chen, Sen Xing, Muyan Zhong, Qinglong Zhang, Xizhou Zhu, Lewei Lu, et al. Internvl: Scaling up vision foundation models and aligning for generic visual-linguistic tasks. In *Proceedings of the IEEE/CVF conference on computer vision and pattern recognition*, pages 24185–24198, 2024d. 3
- An-Chieh Cheng, Hongxu Yin, Yang Fu, Qiushan Guo, Ruihan Yang, Jan Kautz, Xiaolong Wang, and Sifei Liu. Spatialrgpt: Grounded spatial reasoning in vision language models. *arXiv preprint arXiv:2406.01584*, 2024. 3
- Wenliang Dai, Junnan Li, Dongxu Li, Anthony Tiong, Junqi Zhao, Weisheng Wang, Boyang Li, Pascale Fung, and Steven Hoi. InstructBLIP: Towards general-purpose vision-language models with instruction tuning. In *Thirty-seventh Conference on Neural Information Processing Systems*, 2023. URL <https://openreview.net/forum?id=vvoWPYqZJA>. 3
- Hongyuan Dong, Zijian Kang, Weijie Yin, Xiao Liang, Chao Feng, and Jiao Ran. Scalable vision language model training via high quality data curation. *arXiv preprint arXiv:2501.05952*, 2025. 3
- Xiaoyi Dong, Pan Zhang, Yuhang Zang, Yuhang Cao, Bin Wang, Linke Ouyang, Xilin Wei, Songyang Zhang, Haodong Duan, Maosong Cao, et al. Internlm-xcomposer2: Mastering free-form text-image composition and comprehension in vision-language large model. *arXiv preprint arXiv:2401.16420*, 2024. 3
- Danny Driess, Fei Xia, Mehdi SM Sajjadi, Corey Lynch, Aakanksha Chowdhery, Ayzaan Wahid, Jonathan Tompson, Quan Vuong, Tianhe Yu, Wenlong Huang, et al. Palm-e: An embodied multimodal language model. 2023. 3
- Yilun Du, Sherry Yang, Bo Dai, Hanjun Dai, Ofir Nachum, Josh Tenenbaum, Dale Schuurmans, and Pieter Abbeel. Learning universal policies via text-guided video generation. *Advances in neural information processing systems*, 36:9156–9172, 2023. 3

- Yilun Du, Sherry Yang, Pete Florence, Fei Xia, Ayzaan Wahid, brian ichter, Pierre Sermanet, Tianhe Yu, Pieter Abbeel, Joshua B. Tenenbaum, Leslie Pack Kaelbling, Andy Zeng, and Jonathan Tompson. Video language planning. In *The Twelfth International Conference on Learning Representations*, 2024. URL <https://openreview.net/forum?id=9pKtcJcMP3>. 1, 3
- Shenyuan Gao, Jiazhi Yang, Li Chen, Kashyap Chitta, Yihang Qiu, Andreas Geiger, Jun Zhang, and Hongyang Li. Vista: A generalizable driving world model with high fidelity and versatile controllability. *arXiv preprint arXiv:2405.17398*, 2024. 3
- Howard E Gardner. *Frames of mind: The theory of multiple intelligences*. Basic books, 2011. 1
- Lin Gui, Cristina Gărbacea, and Victor Veitch. Bonbon alignment for large language models and the sweetness of best-of-n sampling. *arXiv preprint arXiv:2406.00832*, 2024. 3
- Hao He, Yinghao Xu, Yuwei Guo, Gordon Wetzstein, Bo Dai, Hongsheng Li, and Ceyuan Yang. Cameractrl: Enabling camera control for text-to-video generation. *arXiv preprint arXiv:2404.02101*, 2024. 2
- Amita Kamath, Jack Hessel, and Kai-Wei Chang. What’s up" with vision-language models? investigating their struggle with spatial reasoning. *arXiv preprint arXiv:2310.19785*, 2023. 3
- Jing Yu Koh, Honglak Lee, Yinfei Yang, Jason Baldridge, and Peter Anderson. Pathdreamer: A world model for indoor navigation. In *Proceedings of the IEEE/CVF International Conference on Computer Vision*, pages 14738–14748, 2021. 1
- Jing Yu Koh, Harsh Agrawal, Dhruv Batra, Richard Tucker, Austin Waters, Honglak Lee, Yinfei Yang, Jason Baldridge, and Peter Anderson. Simple and effective synthesis of indoor 3d scenes. In *Proceedings of the AAAI Conference on Artificial Intelligence*, volume 37, pages 1169–1178, 2023. 1
- Eric Kolve, Roozbeh Mottaghi, Winson Han, Eli VanderBilt, Luca Weihs, Alvaro Herrasti, Daniel Gordon, Yuke Zhu, Abhinav Gupta, and Ali Farhadi. AI2-THOR: An Interactive 3D Environment for Visual AI. *arXiv*, 2017. 7
- Jillian E Lauer and Stella F Lourenco. Spatial processing in infancy predicts both spatial and mathematical aptitude in childhood. *Psychological science*, 27(10):1291–1298, 2016. 1
- Junnan Li, Dongxu Li, Caiming Xiong, and Steven Hoi. Blip: Bootstrapping language-image pre-training for unified vision-language understanding and generation. In *International conference on machine learning*, pages 12888–12900. PMLR, 2022a. 3
- Liunian Harold Li, Pengchuan Zhang, Haotian Zhang, Jianwei Yang, Chunyuan Li, Yiwu Zhong, Lijuan Wang, Lu Yuan, Lei Zhang, Jenq-Neng Hwang, et al. Grounded language-image pre-training. In *Proceedings of the IEEE/CVF conference on computer vision and pattern recognition*, pages 10965–10975, 2022b. 3
- Lu Ling, Yichen Sheng, Zhi Tu, Wentian Zhao, Cheng Xin, Kun Wan, Lantao Yu, Qianyu Guo, Zixun Yu, Yawen Lu, et al. D13dv-10k: A large-scale scene dataset for deep learning-based 3d vision. In *Proceedings of the IEEE/CVF Conference on Computer Vision and Pattern Recognition*, pages 22160–22169, 2024. 6, 22
- Fangyu Liu, Guy Emerson, and Nigel Collier. Visual spatial reasoning. *Transactions of the Association for Computational Linguistics*, 11:635–651, 2023a. 3
- Haotian Liu, Chunyuan Li, Qingyang Wu, and Yong Jae Lee. Visual instruction tuning. *Advances in neural information processing systems*, 36:34892–34916, 2023b. 3
- Haotian Liu, Chunyuan Li, Yuheng Li, and Yong Jae Lee. Improved baselines with visual instruction tuning. In *Proceedings of the IEEE/CVF Conference on Computer Vision and Pattern Recognition*, pages 26296–26306, 2024. 3
- David F Lohman. Spatial ability and g. In *Human abilities*, pages 97–116. Psychology Press, 2013. 1
- Ziqiao Ma, Jiayi Pan, and Joyce Chai. World-to-words: Grounded open vocabulary acquisition through fast mapping in vision-language models. *arXiv preprint arXiv:2306.08685*, 2023. 3
- David S Moore and Scott P Johnson. The development of mental rotation ability across the first year after birth. *Advances in Child Development and Behavior*, 58:1–33, 2020. 1

- Jack Parker-Holder, Philip Ball, Jake Bruce, Vibhavari Dasagi, Kristian Holsheimer, Christos Kaplanis, Alexandre Moufarek, Guy Scully, Jeremy Shar, Jimmy Shi, Stephen Spencer, Jessica Yung, Michael Dennis, Sultan Kenjeyev, Shangbang Long, Vlad Mnih, Harris Chan, Maxime Gazeau, Bonnie Li, Fabio Pardo, Luyu Wang, Lei Zhang, Frederic Besse, Tim Harley, Anna Mitenkova, Jane Wang, Jeff Clune, Demis Hassabis, Raia Hadsell, Adrian Bolton, Satinder Singh, and Tim Rocktäschel. Genie 2: A large-scale foundation world model. 2024. URL <https://deepmind.google/discover/blog/genie-2-a-large-scale-foundation-world-model/>. 3
- Stefan Popov, Amit Raj, Michael Krainin, Yuanzhen Li, William T Freeman, and Michael Rubinstein. Camctrl3d: Single-image scene exploration with precise 3d camera control. *arXiv preprint arXiv:2501.06006*, 2025. 2
- Alec Radford, Jong Wook Kim, Chris Hallacy, Aditya Ramesh, Gabriel Goh, Sandhini Agarwal, Girish Sastry, Amanda Askell, Pamela Mishkin, Jack Clark, et al. Learning transferable visual models from natural language supervision. In *International conference on machine learning*, pages 8748–8763. PmLR, 2021. 3
- Hanoona Rasheed, Muhammad Maaz, Sahal Shaji, Abdelrahman Shaker, Salman Khan, Hisham Cholakkal, Rao M Anwer, Eric Xing, Ming-Hsuan Yang, and Fahad S Khan. Glamm: Pixel grounding large multimodal model. In *Proceedings of the IEEE/CVF Conference on Computer Vision and Pattern Recognition*, pages 13009–13018, 2024. 3
- Arijit Ray, Jiafei Duan, Reuben Tan, Dina Bashkirova, Rose Hendrix, Kiana Ehsani, Aniruddha Kembhavi, Bryan A Plummer, Ranjay Krishna, Kuo-Hao Zeng, et al. Sat: Spatial aptitude training for multimodal language models. *arXiv preprint arXiv:2412.07755*, 2024. 3
- Arijit Ray, Jiafei Duan, Ellis Brown, Reuben Tan, Dina Bashkirova, Rose Hendrix, Kiana Ehsani, Aniruddha Kembhavi, Bryan A. Plummer, Ranjay Krishna, Kuo-Hao Zeng, and Kate Saenko. Sat: Dynamic spatial aptitude training for multimodal language models, 2025. URL <https://arxiv.org/abs/2412.07755>. 1, 7
- Charlie Snell, Jaehoon Lee, Kelvin Xu, and Aviral Kumar. Scaling llm test-time compute optimally can be more effective than scaling model parameters. *arXiv preprint arXiv:2408.03314*, 2024. 3
- Kiwhan Song, Boyuan Chen, Max Simchowitz, Yilun Du, Russ Tedrake, and Vincent Sitzmann. History-guided video diffusion. *arXiv preprint arXiv:2502.06764*, 2025. 2
- Andrew Szot, Alex Clegg, Eric Undersander, Erik Wijmans, Yili Zhao, John Turner, Noah Maestre, Mustafa Mukadam, Devendra Chaplot, Oleksandr Maksymets, Aaron Gokaslan, Vladimir Vondrus, Sameer Dharur, Franziska Meier, Wojciech Galuba, Angel Chang, Zsolt Kira, Vladlen Koltun, Jitendra Malik, Manolis Savva, and Dhruv Batra. Habitat 2.0: Training home assistants to rearrange their habitat, 2022. URL <https://arxiv.org/abs/2106.14405>. 6, 22
- Aether Team, Haoyi Zhu, Yifan Wang, Jianjun Zhou, Wenzheng Chang, Yang Zhou, Zizun Li, Junyi Chen, Chunhua Shen, Jiangmiao Pang, et al. Aether: Geometric-aware unified world modeling. *arXiv preprint arXiv:2503.18945*, 2025. 3
- Gemini Team, Rohan Anil, Sebastian Borgeaud, Jean-Baptiste Alayrac, Jiahui Yu, Radu Soricut, Johan Schalkwyk, Andrew M Dai, Anja Hauth, Katie Millican, et al. Gemini: a family of highly capable multimodal models. *arXiv preprint arXiv:2312.11805*, 2023. 3
- Luca Tommasi and Bruno Laeng. Psychology of spatial cognition. *Wiley Interdisciplinary Reviews: Cognitive Science*, 3(6):565–580, 2012. 1
- Marina Vasilyeva and Stella F Lourenco. Development of spatial cognition. *Wiley Interdisciplinary Reviews: Cognitive Science*, 3(3):349–362, 2012. 1
- Team Wan, Ang Wang, Baole Ai, Bin Wen, Chaojie Mao, Chen-Wei Xie, Di Chen, Feiwei Yu, Haiming Zhao, Jianxiao Yang, Jianyuan Zeng, Jiayu Wang, Jingfeng Zhang, Jingren Zhou, Jinkai Wang, Jixuan Chen, Kai Zhu, Kang Zhao, Keyu Yan, Lianghua Huang, Mengyang Feng, Ningyi Zhang, Pandeng Li, Pingyu Wu, Ruihang Chu, Ruili Feng, Shiwei Zhang, Siyang Sun, Tao Fang, Tianxing Wang, Tianyi Gui, Tingyu Weng, Tong Shen, Wei Lin, Wei Wang, Wei Wang, Wenmeng Zhou, Wenten Wang, Wenting Shen, Wenyuan Yu, Xianzhong Shi, Xiaoming Huang, Xin Xu, Yan Kou, Yangyu Lv, Yifei Li, Yijing Liu, Yiming Wang, Yingya Zhang, Yitong Huang, Yong Li, You Wu, Yu Liu, Yulin Pan, Yun Zheng, Yuntao Hong, Yupeng Shi, Yutong Feng, Zeyinzi Jiang, Zhen Han, Zhi-Fan Wu, and Ziyu Liu. Wan: Open and advanced large-scale video generative models. *arXiv preprint arXiv:2503.20314*, 2025. 6, 22
- Peng Wang, Shuai Bai, Sinan Tan, Shijie Wang, Zhihao Fan, Jinze Bai, Keqin Chen, Xuejing Liu, Jialin Wang, Wenbin Ge, et al. Qwen2-vl: Enhancing vision-language model’s perception of the world at any resolution. *arXiv preprint arXiv:2409.12191*, 2024a. 3

- Tai Wang, Xiaohan Mao, Chenming Zhu, Runsen Xu, Ruiyuan Lyu, Peisen Li, Xiao Chen, Wenwei Zhang, Kai Chen, Tianfan Xue, et al. Embodiedscan: A holistic multi-modal 3d perception suite towards embodied ai. In *Proceedings of the IEEE/CVF Conference on Computer Vision and Pattern Recognition*, pages 19757–19767, 2024b. [1](#)
- Weihan Wang, Qingsong Lv, Wenmeng Yu, Wenyi Hong, Ji Qi, Yan Wang, Junhui Ji, Zhuoyi Yang, Lei Zhao, Song XiXuan, et al. Cogvlm: Visual expert for pretrained language models. *Advances in Neural Information Processing Systems*, 37:121475–121499, 2024c. [3](#)
- Yuxi Xie, Kenji Kawaguchi, Yiran Zhao, James Xu Zhao, Min-Yen Kan, Junxian He, and Michael Xie. Self-evaluation guided beam search for reasoning. *Advances in Neural Information Processing Systems*, 36: 41618–41650, 2023. [3](#)
- Tianyi Xiong, Xiyao Wang, Dong Guo, Qinghao Ye, Haoqi Fan, Quanquan Gu, Heng Huang, and Chunyuan Li. Llava-critic: Learning to evaluate multimodal models. *arXiv preprint arXiv:2410.02712*, 2024. [3](#)
- Jihan Yang, Shusheng Yang, Anjali Gupta, Rilyn Han, Li Fei-Fei, and Saining Xie. Thinking in Space: How Multimodal Large Language Models See, Remember and Recall Spaces. *arXiv preprint arXiv:2412.14171*, 2024. [1](#)
- Mengjiao Yang, Yilun Du, Kamyar Ghasemipour, Jonathan Tompson, Dale Schuurmans, and Pieter Abbeel. Learning interactive real-world simulators. *arXiv preprint arXiv:2310.06114*, 1(2):6, 2023. [1](#), [3](#)
- Yuan Yao, Tianyu Yu, Ao Zhang, Chongyi Wang, Junbo Cui, Hongji Zhu, Tianchi Cai, Haoyu Li, Weilin Zhao, Zhihui He, et al. Minicpm-v: A gpt-4v level mllm on your phone. *arXiv preprint arXiv:2408.01800*, 2024. [3](#)
- Fei Yu, Anningzhe Gao, and Benyou Wang. Ovm, outcome-supervised value models for planning in mathematical reasoning. *arXiv preprint arXiv:2311.09724*, 2023. [3](#)
- Jiahui Zhang, Yurui Chen, Yanpeng Zhou, Yueming Xu, Ze Huang, Jilin Mei, Junhui Chen, Yujie Yuan, Xinyue Cai, Guowei Huang, Xingyue Quan, Hang Xu, and Li Zhang. From flatland to space: Teaching vision-language models to perceive and reason in 3d. *arXiv preprint arXiv:2503.22976*, 2025a. [1](#), [3](#)
- Yichi Zhang, Ziqiao Ma, Xiaofeng Gao, Suhaila Shakiah, Qiaozi Gao, and Joyce Chai. Groundhog: Grounding large language models to holistic segmentation. In *Proceedings of the IEEE/CVF conference on computer vision and pattern recognition*, pages 14227–14238, 2024. [3](#)
- Zheyuan Zhang, Fengyuan Hu, Jayjun Lee, Freda Shi, Parisa Kordjamshidi, Joyce Chai, and Ziqiao Ma. Do vision-language models represent space and how? evaluating spatial frame of reference under ambiguities. In *The Thirteenth International Conference on Learning Representations*, 2025b. URL <https://openreview.net/forum?id=84pDoCD41H>. [1](#), [3](#)
- Jensen (Jinghao) Zhou, Hang Gao, Vikram Voleti, Aaryaman Vasishta, Chun-Han Yao, Mark Boss, Philip Torr, Christian Rupprecht, and Varun Jampani. Stable virtual camera: Generative view synthesis with diffusion models. *arXiv preprint arXiv:2503.14489*, 2025a. [2](#)
- Siyuan Zhou, Yilun Du, Jiaben Chen, Yandong Li, Dit-Yan Yeung, and Chuang Gan. Robodreamer: Learning compositional world models for robot imagination. *arXiv preprint arXiv:2404.12377*, 2024a. [3](#)
- Siyuan Zhou, Yilun Du, Yuncong Yang, Lei Han, Peihao Chen, Dit-Yan Yeung, and Chuang Gan. Learning 3d persistent embodied world models. *arXiv preprint arXiv:2505.05495*, 2025b. [3](#)
- Tinghui Zhou, Richard Tucker, John Flynn, Graham Fyffe, and Noah Snavely. Stereo magnification: Learning view synthesis using multiplane images, 2018. URL <https://arxiv.org/abs/1805.09817>. [22](#)
- Yiyang Zhou, Zhiyuan Fan, Dongjie Cheng, Sihan Yang, Zhaorun Chen, Chenhang Cui, Xiyao Wang, Yun Li, Linjun Zhang, and Huaxiu Yao. Calibrated self-rewarding vision language models. *arXiv preprint arXiv:2405.14622*, 2024b. [3](#)
- Haoyi Zhu, Honghui Yang, Yating Wang, Jiange Yang, Limin Wang, and Tong He. SPA: 3d spatial-awareness enables effective embodied representation. In *The Thirteenth International Conference on Learning Representations*, 2025a. URL <https://openreview.net/forum?id=6TLdqAZgn>. [1](#)
- Jinguo Zhu, Weiyun Wang, Zhe Chen, Zhaoyang Liu, Shenglong Ye, Lixin Gu, Yuchen Duan, Hao Tian, Weijie Su, Jie Shao, et al. Internvl3: Exploring advanced training and test-time recipes for open-source multimodal models. *arXiv preprint arXiv:2504.10479*, 2025b. [3](#)

NeurIPS Paper Checklist

1. Claims

Question: Do the main claims made in the abstract and introduction accurately reflect the paper’s contributions and scope?

Answer: [\[Yes\]](#)

Justification: The abstract and introduction explicitly state the three main contributions—(i) proposing Spatial Navigator as a test-time scaling framework that pairs a VLM with a pose-conditioned video world model, (ii) demonstrating significant gains on SAT without any fine-tuning, and (iii) showing model-agnostic improvements across four VLMs and two world models. These claims match the methods and results presented later in the paper and are properly scoped to the reported experiments.

Guidelines:

- The answer NA means that the abstract and introduction do not include the claims made in the paper.
- The abstract and/or introduction should clearly state the claims made, including the contributions made in the paper and important assumptions and limitations. A No or NA answer to this question will not be perceived well by the reviewers.
- The claims made should match theoretical and experimental results, and reflect how much the results can be expected to generalize to other settings.
- It is fine to include aspirational goals as motivation as long as it is clear that these goals are not attained by the paper.

2. Limitations

Question: Does the paper discuss the limitations of the work performed by the authors?

Answer: [\[Yes\]](#)

Justification: We discussed the limitation in Section 5.

Guidelines:

- The answer NA means that the paper has no limitation while the answer No means that the paper has limitations, but those are not discussed in the paper.
- The authors are encouraged to create a separate "Limitations" section in their paper.
- The paper should point out any strong assumptions and how robust the results are to violations of these assumptions (e.g., independence assumptions, noiseless settings, model well-specification, asymptotic approximations only holding locally). The authors should reflect on how these assumptions might be violated in practice and what the implications would be.
- The authors should reflect on the scope of the claims made, e.g., if the approach was only tested on a few datasets or with a few runs. In general, empirical results often depend on implicit assumptions, which should be articulated.
- The authors should reflect on the factors that influence the performance of the approach. For example, a facial recognition algorithm may perform poorly when image resolution is low or images are taken in low lighting. Or a speech-to-text system might not be used reliably to provide closed captions for online lectures because it fails to handle technical jargon.
- The authors should discuss the computational efficiency of the proposed algorithms and how they scale with dataset size.
- If applicable, the authors should discuss possible limitations of their approach to address problems of privacy and fairness.
- While the authors might fear that complete honesty about limitations might be used by reviewers as grounds for rejection, a worse outcome might be that reviewers discover limitations that aren’t acknowledged in the paper. The authors should use their best judgment and recognize that individual actions in favor of transparency play an important role in developing norms that preserve the integrity of the community. Reviewers will be specifically instructed to not penalize honesty concerning limitations.

3. Theory assumptions and proofs

Question: For each theoretical result, does the paper provide the full set of assumptions and a complete (and correct) proof?

Answer: [NA]

Justification: We do not include theoretical results in our paper.

Guidelines:

- The answer NA means that the paper does not include theoretical results.
- All the theorems, formulas, and proofs in the paper should be numbered and cross-referenced.
- All assumptions should be clearly stated or referenced in the statement of any theorems.
- The proofs can either appear in the main paper or the supplemental material, but if they appear in the supplemental material, the authors are encouraged to provide a short proof sketch to provide intuition.
- Inversely, any informal proof provided in the core of the paper should be complemented by formal proofs provided in appendix or supplemental material.
- Theorems and Lemmas that the proof relies upon should be properly referenced.

4. Experimental result reproducibility

Question: Does the paper fully disclose all the information needed to reproduce the main experimental results of the paper to the extent that it affects the main claims and/or conclusions of the paper (regardless of whether the code and data are provided or not)?

Answer: [Yes]

Justification: Section 4 details datasets, task splits, world-model architecture, search hyperparameters, and evaluation metrics. Appendix (to be finalized) will contain training scripts for SWM ,SVC and exact prompts used with each VLM. Together these elements are sufficient for an informed reader to reproduce the main accuracy numbers even before code release.

Guidelines:

- The answer NA means that the paper does not include experiments.
- If the paper includes experiments, a No answer to this question will not be perceived well by the reviewers: Making the paper reproducible is important, regardless of whether the code and data are provided or not.
- If the contribution is a dataset and/or model, the authors should describe the steps taken to make their results reproducible or verifiable.
- Depending on the contribution, reproducibility can be accomplished in various ways. For example, if the contribution is a novel architecture, describing the architecture fully might suffice, or if the contribution is a specific model and empirical evaluation, it may be necessary to either make it possible for others to replicate the model with the same dataset, or provide access to the model. In general, releasing code and data is often one good way to accomplish this, but reproducibility can also be provided via detailed instructions for how to replicate the results, access to a hosted model (e.g., in the case of a large language model), releasing of a model checkpoint, or other means that are appropriate to the research performed.
- While NeurIPS does not require releasing code, the conference does require all submissions to provide some reasonable avenue for reproducibility, which may depend on the nature of the contribution. For example
 - (a) If the contribution is primarily a new algorithm, the paper should make it clear how to reproduce that algorithm.
 - (b) If the contribution is primarily a new model architecture, the paper should describe the architecture clearly and fully.
 - (c) If the contribution is a new model (e.g., a large language model), then there should either be a way to access this model for reproducing the results or a way to reproduce the model (e.g., with an open-source dataset or instructions for how to construct the dataset).

- (d) We recognize that reproducibility may be tricky in some cases, in which case authors are welcome to describe the particular way they provide for reproducibility. In the case of closed-source models, it may be that access to the model is limited in some way (e.g., to registered users), but it should be possible for other researchers to have some path to reproducing or verifying the results.

5. Open access to data and code

Question: Does the paper provide open access to the data and code, with sufficient instructions to faithfully reproduce the main experimental results, as described in supplemental material?

Answer: [Yes]

Justification: All datasets used (RealEstate10K, DL3DV-10K, Habitat scenes, SAT) are publicly available. We will release SWM checkpoints, inference scripts, and evaluation notebooks under an MIT license on acceptance, with a ready-made Dockerfile for environment setup.

Guidelines:

- The answer NA means that paper does not include experiments requiring code.
- Please see the NeurIPS code and data submission guidelines (<https://nips.cc/public/guides/CodeSubmissionPolicy>) for more details.
- While we encourage the release of code and data, we understand that this might not be possible, so “No” is an acceptable answer. Papers cannot be rejected simply for not including code, unless this is central to the contribution (e.g., for a new open-source benchmark).
- The instructions should contain the exact command and environment needed to run to reproduce the results. See the NeurIPS code and data submission guidelines (<https://nips.cc/public/guides/CodeSubmissionPolicy>) for more details.
- The authors should provide instructions on data access and preparation, including how to access the raw data, preprocessed data, intermediate data, and generated data, etc.
- The authors should provide scripts to reproduce all experimental results for the new proposed method and baselines. If only a subset of experiments are reproducible, they should state which ones are omitted from the script and why.
- At submission time, to preserve anonymity, the authors should release anonymized versions (if applicable).
- Providing as much information as possible in supplemental material (appended to the paper) is recommended, but including URLs to data and code is permitted.

6. Experimental setting/details

Question: Does the paper specify all the training and test details (e.g., data splits, hyperparameters, how they were chosen, type of optimizer, etc.) necessary to understand the results?

Answer: [Yes]

Justification: The training data mixture, optimizer, learning-rate schedule, batch size, and the exact beam-search configuration are reported in Section 4 and Appendix A. These details allow readers to understand and replicate the conditions.

Guidelines:

- The answer NA means that the paper does not include experiments.
- The experimental setting should be presented in the core of the paper to a level of detail that is necessary to appreciate the results and make sense of them.
- The full details can be provided either with the code, in appendix, or as supplemental material.

7. Experiment statistical significance

Question: Does the paper report error bars suitably and correctly defined or other appropriate information about the statistical significance of the experiments?

Answer: [Yes]

Justification: We report results averaged over multiple runs with different random seeds to account for randomness due to initialization. Detailed statistical information, including error bars and the method of computation, will be provided in the supplementary material.

Guidelines:

- The answer NA means that the paper does not include experiments.
- The authors should answer "Yes" if the results are accompanied by error bars, confidence intervals, or statistical significance tests, at least for the experiments that support the main claims of the paper.
- The factors of variability that the error bars are capturing should be clearly stated (for example, train/test split, initialization, random drawing of some parameter, or overall run with given experimental conditions).
- The method for calculating the error bars should be explained (closed form formula, call to a library function, bootstrap, etc.)
- The assumptions made should be given (e.g., Normally distributed errors).
- It should be clear whether the error bar is the standard deviation or the standard error of the mean.
- It is OK to report 1-sigma error bars, but one should state it. The authors should preferably report a 2-sigma error bar than state that they have a 96% CI, if the hypothesis of Normality of errors is not verified.
- For asymmetric distributions, the authors should be careful not to show in tables or figures symmetric error bars that would yield results that are out of range (e.g. negative error rates).
- If error bars are reported in tables or plots, The authors should explain in the text how they were calculated and reference the corresponding figures or tables in the text.

8. Experiments compute resources

Question: For each experiment, does the paper provide sufficient information on the computer resources (type of compute workers, memory, time of execution) needed to reproduce the experiments?

Answer: [Yes]

Justification: Yes. Detailed information on the compute resources used for each experiment, including the type of GPU, memory, and runtime, will be provided in Appendix.

Guidelines:

- The answer NA means that the paper does not include experiments.
- The paper should indicate the type of compute workers CPU or GPU, internal cluster, or cloud provider, including relevant memory and storage.
- The paper should provide the amount of compute required for each of the individual experimental runs as well as estimate the total compute.
- The paper should disclose whether the full research project required more compute than the experiments reported in the paper (e.g., preliminary or failed experiments that didn't make it into the paper).

9. Code of ethics

Question: Does the research conducted in the paper conform, in every respect, with the NeurIPS Code of Ethics <https://neurips.cc/public/EthicsGuidelines>?

Answer: [Yes]

Justification: The work complies with the NeurIPS Code of Ethics: all data are publicly licensed; no personal or sensitive attributes are processed; no human subjects are involved; and potential misuse is limited to standard model-misapplication risks, which are acknowledged.

Guidelines:

- The answer NA means that the authors have not reviewed the NeurIPS Code of Ethics.
- If the authors answer No, they should explain the special circumstances that require a deviation from the Code of Ethics.

- The authors should make sure to preserve anonymity (e.g., if there is a special consideration due to laws or regulations in their jurisdiction).

10. **Broader impacts**

Question: Does the paper discuss both potential positive societal impacts and negative societal impacts of the work performed?

Answer: [\[Yes\]](#)

Justification: We will discuss both potential positive and negative societal impacts of our work in the appendix. While our research is primarily foundational, we believe it is important to acknowledge possible downstream effects.

Guidelines:

- The answer NA means that there is no societal impact of the work performed.
- If the authors answer NA or No, they should explain why their work has no societal impact or why the paper does not address societal impact.
- Examples of negative societal impacts include potential malicious or unintended uses (e.g., disinformation, generating fake profiles, surveillance), fairness considerations (e.g., deployment of technologies that could make decisions that unfairly impact specific groups), privacy considerations, and security considerations.
- The conference expects that many papers will be foundational research and not tied to particular applications, let alone deployments. However, if there is a direct path to any negative applications, the authors should point it out. For example, it is legitimate to point out that an improvement in the quality of generative models could be used to generate deepfakes for disinformation. On the other hand, it is not needed to point out that a generic algorithm for optimizing neural networks could enable people to train models that generate Deepfakes faster.
- The authors should consider possible harms that could arise when the technology is being used as intended and functioning correctly, harms that could arise when the technology is being used as intended but gives incorrect results, and harms following from (intentional or unintentional) misuse of the technology.
- If there are negative societal impacts, the authors could also discuss possible mitigation strategies (e.g., gated release of models, providing defenses in addition to attacks, mechanisms for monitoring misuse, mechanisms to monitor how a system learns from feedback over time, improving the efficiency and accessibility of ML).

11. **Safeguards**

Question: Does the paper describe safeguards that have been put in place for responsible release of data or models that have a high risk for misuse (e.g., pretrained language models, image generators, or scraped datasets)?

Answer: [\[NA\]](#)

Justification: The released assets (a mid-size video diffusion model and evaluation code) pose low misuse risk; no special access controls are planned.

Guidelines:

- The answer NA means that the paper poses no such risks.
- Released models that have a high risk for misuse or dual-use should be released with necessary safeguards to allow for controlled use of the model, for example by requiring that users adhere to usage guidelines or restrictions to access the model or implementing safety filters.
- Datasets that have been scraped from the Internet could pose safety risks. The authors should describe how they avoided releasing unsafe images.
- We recognize that providing effective safeguards is challenging, and many papers do not require this, but we encourage authors to take this into account and make a best faith effort.

12. **Licenses for existing assets**

Question: Are the creators or original owners of assets (e.g., code, data, models), used in the paper, properly credited and are the license and terms of use explicitly mentioned and properly respected?

Answer: [Yes]

Justification: All third-party datasets and models are cited with their original papers and known licenses (e.g., CC-BY-NC for RealEstate10K, MIT for Habitat). License names and URLs will be listed in the supplementary material.

Guidelines:

- The answer NA means that the paper does not use existing assets.
- The authors should cite the original paper that produced the code package or dataset.
- The authors should state which version of the asset is used and, if possible, include a URL.
- The name of the license (e.g., CC-BY 4.0) should be included for each asset.
- For scraped data from a particular source (e.g., website), the copyright and terms of service of that source should be provided.
- If assets are released, the license, copyright information, and terms of use in the package should be provided. For popular datasets, paperswithcode.com/datasets has curated licenses for some datasets. Their licensing guide can help determine the license of a dataset.
- For existing datasets that are re-packaged, both the original license and the license of the derived asset (if it has changed) should be provided.
- If this information is not available online, the authors are encouraged to reach out to the asset's creators.

13. New assets

Question: Are new assets introduced in the paper well documented and is the documentation provided alongside the assets?

Answer: [Yes]

Justification: The paper introduces Search World Model (SWM). Documentation (architecture diagram, training recipe, license, and data-consent statements) will accompany the released checkpoint to meet NeurIPS asset-documentation guidelines.

Guidelines:

- The answer NA means that the paper does not release new assets.
- Researchers should communicate the details of the dataset/code/model as part of their submissions via structured templates. This includes details about training, license, limitations, etc.
- The paper should discuss whether and how consent was obtained from people whose asset is used.
- At submission time, remember to anonymize your assets (if applicable). You can either create an anonymized URL or include an anonymized zip file.

14. Crowdsourcing and research with human subjects

Question: For crowdsourcing experiments and research with human subjects, does the paper include the full text of instructions given to participants and screenshots, if applicable, as well as details about compensation (if any)?

Answer: [NA]

Justification: No crowdsourcing or human-subject studies were conducted.

Guidelines:

- The answer NA means that the paper does not involve crowdsourcing nor research with human subjects.
- Including this information in the supplemental material is fine, but if the main contribution of the paper involves human subjects, then as much detail as possible should be included in the main paper.
- According to the NeurIPS Code of Ethics, workers involved in data collection, curation, or other labor should be paid at least the minimum wage in the country of the data collector.

15. Institutional review board (IRB) approvals or equivalent for research with human subjects

Question: Does the paper describe potential risks incurred by study participants, whether such risks were disclosed to the subjects, and whether Institutional Review Board (IRB) approvals (or an equivalent approval/review based on the requirements of your country or institution) were obtained?

Answer: [NA]

Justification: No human-subject research was performed; IRB review is not applicable.

Guidelines:

- The answer NA means that the paper does not involve crowdsourcing nor research with human subjects.
- Depending on the country in which research is conducted, IRB approval (or equivalent) may be required for any human subjects research. If you obtained IRB approval, you should clearly state this in the paper.
- We recognize that the procedures for this may vary significantly between institutions and locations, and we expect authors to adhere to the NeurIPS Code of Ethics and the guidelines for their institution.
- For initial submissions, do not include any information that would break anonymity (if applicable), such as the institution conducting the review.

16. Declaration of LLM usage

Question: Does the paper describe the usage of LLMs if it is an important, original, or non-standard component of the core methods in this research? Note that if the LLM is used only for writing, editing, or formatting purposes and does not impact the core methodology, scientific rigorousness, or originality of the research, declaration is not required.

Answer: [Yes]

Justification: Large language/multimodal models (GPT-4o, GPT-4.1, InternVL3-14B, o1) are core to the proposed pipeline. Their roles—as search VLMs, QA VLMs, or both—are fully described in Section 4 and Section 3.1, satisfying the NeurIPS LLM-usage disclosure policy.

Guidelines:

- The answer NA means that the core method development in this research does not involve LLMs as any important, original, or non-standard components.
- Please refer to our LLM policy (<https://neurips.cc/Conferences/2025/LLM>) for what should or should not be described.

A Experiment Details

A.1 Inference Details

A.1.1 Search Configurations

We use the same search configuration for every experiment: a search depth of $n = 3$ steps, a beam size of 2, exploration and helpfulness thresholds $\gamma_{\text{exp}} = 8$ and $\gamma_{\text{help}} = 8$, and a maximum trajectory length of 8 starting from the given reference image. During each expansion, we allow up to $k = 3$ consecutive repetitions per primitive action; each forward step moves the agent 0.25m and each rotation step turns it by 9° . We prepared more visual examples about the Trajectory Expansion process under our experiment settings at Fig. 5 and Fig. 6

A.1.2 Computational Resources

All inference experiments were run on high-performance NVIDIA GPUs: when using Search World Model as the world model, we employed A40 GPUs with 40GB of VRAM; when using Stable-Virtual-Camera as the world model, we ran on H100 GPUs with 80GB of VRAM; and for all experiments combining the InternVL3-14B VLM with the Search World Model, we also used H100 GPUs to accommodate the larger memory footprint of the vision-language model.

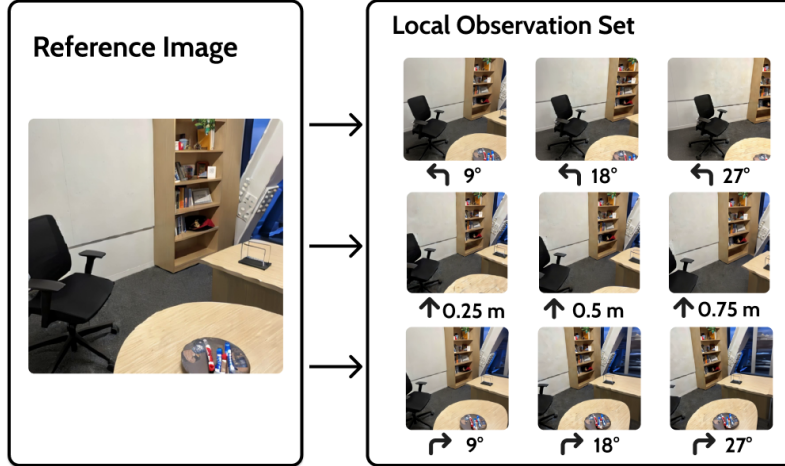


Figure 5: Trajectory Expansion example on SAT-Real.

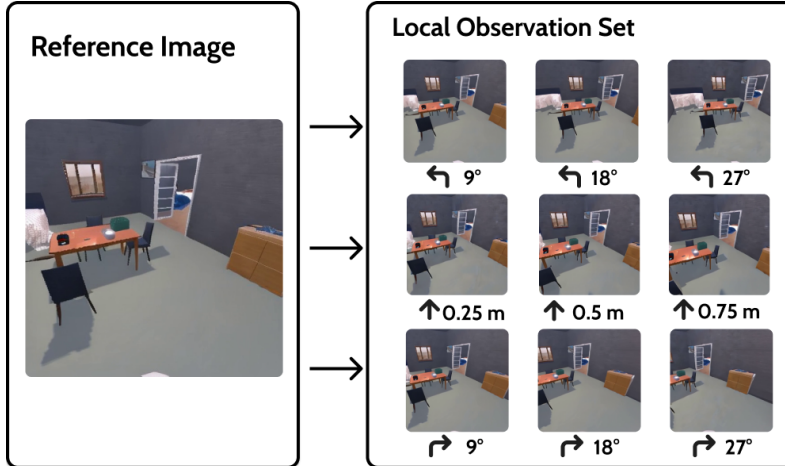


Figure 6: Trajectory Expansion example on SAT-Synthesized.

A.2 Search World Model Training

A.2.1 Dataset

The training set for our Search World Model (SWM) comprises three components: HM3D, DL3DV-10K, and RealEstate10K [Szot et al., 2022, Ling et al., 2024, Zhou et al., 2018].

HM3D. We generate 50K simulated navigation clips using Habitat on HM3D scenes. For each episode, we sample a random start and goal position and follow the shortest path for up to 500 steps. To improve robustness to camera tilt, we uniformly draw an initial pitch from $[-30^\circ, 20^\circ]$, and in 10% of episodes we hold the agent at a fixed location and vary only its pitch by rotating up and down.

RealEstate10K. This collection of 10K real indoor videos enriches our data with diverse residential environments, balancing the simulated HM3D distribution.

DL3DV-10K. Similarly, we incorporate 10K real outdoor videos from DL3DV-10K to capture natural scenes and broaden our model’s generalization to exterior settings.

To ensure consistent camera dynamics across all sources, we normalize each clip’s frame rate and spatial resolution before training.

A.2.2 Implementation Details

We adopt Wan2.2-TI2V-5B [Wan et al., 2025] as our backbone. We followed the implementation of ReCamMaster, which conditions video generation on the target camera poses by encoding each frame’s extrinsic matrix (3×4 rotation–translation) with a small learnable camera encoder and adding this signal to the visual features inside every diffusion-transformer block, right after spatial attention and before 3D (spatio-temporal) attention. During the training, we only finetuned the camera encoder and a newly introduced projector. For more details, please refer to ReCamMaster’s open-sourced codebase.

A.2.3 Training Details

We subsample training clips with a frame-skip stride uniformly drawn between 1 and 3 to expose the model to varied camera motions. Optimization is performed with Adam and a linear warmup schedule to a peak learning rate of $3e - 5$, using bfloat16 precision for efficiency and clipping gradients to a maximum norm of 1.0 for stability. All video-diffusion models are trained on eight NVIDIA H100 GPUs over approximately three days.

B Failure Case Analysis

Despite the strong overall performance of our model, we conducted a detailed analysis of the failure cases to uncover its limitations. The following examples highlight typical scenarios where the model does not perform as expected.

Unlike the previous figures, the action labels in Fig. 7 represent delta action at each step.

B.1 World Model Capabilities

B.1.1 Case 1: Inaccurate Forward Movement

In group (a), the imagined trajectories systematically under- or over-estimate forward translations: the actual step lengths no longer match the intended distances, and the displacement between successive frames varies unpredictably. As a result, the agent repeatedly overshoots its targets and exhibits jittery, erratic motion within the simulated environment.

We hypothesize that these errors arise from scale inconsistencies across our training sources. In the Search World Model, only HM3D provides metrically accurate movement distances, whereas the Stable Virtual Camera relies on datasets with more heterogeneous scale calibrations. When these conflicting scale conventions are combined during training, the model learns incompatible motion priors—manifesting exactly as the misaligned, erratic forward movements seen in group (a).




Figure 7: **Failure Cases of World Models.** Group (a) shows inaccurate forward movement; group (b) shows unintended roll movement leading to a tilted scene; group (c) shows the unstable egocentric rotation that introduces viewpoint movement; group (d) shows the model generate artifacts for unseen regions; group (e) shows misinterpretation when inference on real-world scene; group (f) shows a failure case on out-of-domain animal data.

B.1.2 Case 2: Unintended Roll Movement

In group (b), the predicted images exhibit an unnatural tilt of the scene, where the horizon line is significantly misaligned. This indicates that the model sometimes introduces unintended roll movements, resulting in a distorted camera orientation.

B.1.3 Case 3: Unstable Egocentric Rotation

In group (c), the predicted images exhibit unstable viewpoints during egocentric rotation. The transitions between consecutive frames are inconsistent, and the visual perspective appears to undergo a rightward translation while simultaneously rotating.

This issue happens more often for our world model SWM, which happens because we blend some RealEstate10K data when fine-tuning SWM. RealEstate10K contains numerous segments in which the camera trajectory exhibits simultaneous translation motion and rotation, leading to a distributional bias in training and causing the model to develop systematic prediction errors.

B.1.4 Case 4: Visual Artifacts

In group (d), the predicted images contain noticeable visual artifacts, particularly in regions that are occluded or unseen in the input view. These artifacts manifest as texture distortions, unnatural edges, or inconsistent object boundaries, which significantly degrade the visual realism of the generated images.

This issue may stem from the model’s limited ability to hallucinate plausible content in areas with insufficient visual context or out of domain data. In particular, when the target view includes regions not visible in the source image, the model may rely on weak priors or overfit to spurious patterns seen during training.

B.1.5 Case 5: Out of domain data - scene misinterpretation

In group (e), the model exhibits clear failures when processing scenes that fall outside the distribution of the training data. The predicted images demonstrate significant misinterpretation of scene structure, such as incorrect boundary extension as shown in the example. These failures are especially prominent in complex real-world environments with lighting, textures, or layouts not observed during training.

We attribute this behavior to the model’s limited generalization ability when confronted with out-of-distribution inputs. Without adequate exposure to diverse scene types during training, the model tends to rely on learned priors that do not transfer well, resulting in hallucinated or semantically inconsistent content.

B.1.6 Case 6: Out of domain data - human or animal

In group (f), as shown in the images, the body of the dog is missing. The model fails to generate plausible predictions when encountering humans or animals, which are underrepresented or absent in the training data. The generated images often exhibit severe distortions in body shape or texture consistency, making the predictions semantically incorrect.

This failure can be attributed to the model’s lack of exposure to articulated and deformable entities during training. Humans and animals involve complex structures and dynamic poses that require specialized representation and learning. Without sufficient domain-specific data, the model struggles to generalize, leading to implausible reconstructions or complete semantic failures.

B.2 VLM Capabilities

B.2.1 Case 1: VLM Q&A

As illustrated in Fig. 8, although the world model generates great visualizations that would intuitively help the VLM with spatial reasoning, the VLM can still be confused and cannot answer the question correctly. Therefore, for spatial reasoning question, the question answering ability of the base VLM is still very important.

Question:

If I turn left by 16 degrees, will I be facing away from GarbageCan (near the mark 3 in the image)?

Answer Choices:

['yes', 'no']

Correct Answer: yes

LLM Response: no (wrong)

These are the images that pair with the question.

Image 1:




Image 1 is your current egocentric view

Below are the imagined views you would obtain if you took the corresponding actions. These are provided to help you answer the question.

Action: turn left

turn left 18 degrees



turn left 27 degrees



Figure 8: Failure case - VLM's Q&A ability is not sufficient.

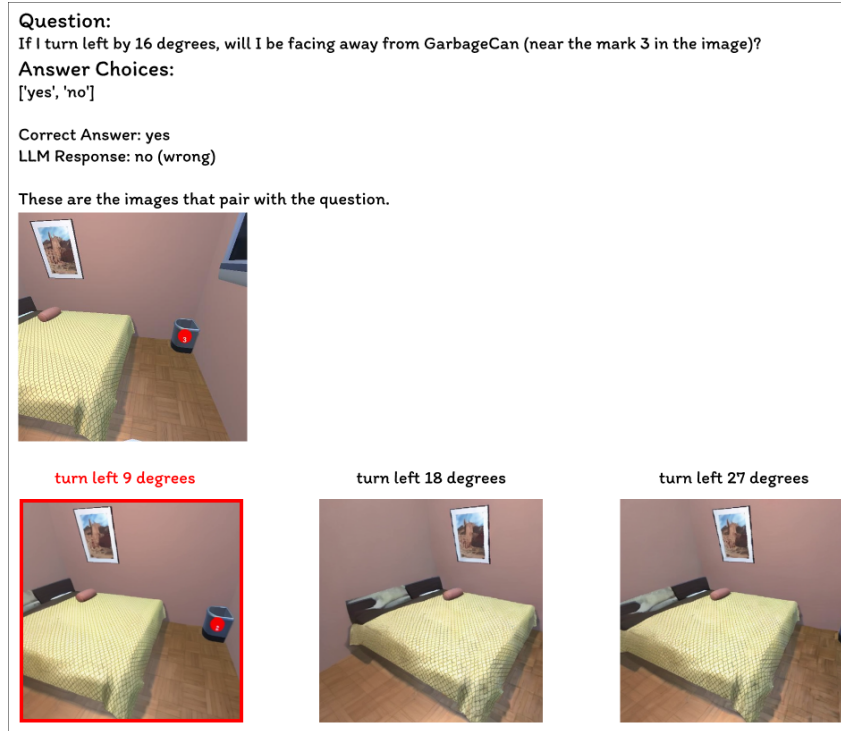


Figure 9: Failure case - VLM's scoring ability is not sufficient.

B.2.2 Case 2: VLM Scoring

Given the same question mentioned in Case 1, the VLM is not able to keep one of the most informative image after the scoring process. As illustrated in Fig. 9, the "turn left 9 degrees" is the most informative image as it contains the garbage can mentioned in the question. However, the VLM scoring process does not keep the image in the final evidence buffer, which leads to a wrong answer. The improvement of VLM capability will also benefit the VLM scoring process and improve the overall performance implicitly.

C More Ablation Studies

C.1 World Models

We evaluated the performance of two world models, Search World Model (SWM) and Stable Virtual Camera (SVC), on a dataset generated through the AI2-THOR simulator, as AI2-THOR is out-of-domain for both world models. The evaluation includes both quantitative metrics, measuring the accuracy of predictions and the quality of the generated images, and qualitative comparisons through visualizations of representative samples.

During inference, both models are executed with 50 diffusion steps. Specifically, to get the metrics of generated quality, we generated 10 episodes for each of the 208 scenes in AI2-THOR. Each episode consists of an action sequence of 8 steps, where at each step, an action is randomly selected from the primitive action set:
{move forward 0.25 meter, turn left 9 degrees, turn right 9 degrees}

C.1.1 Quantitative Comparison

More specifically, following the previous work of stable virtual camera, we tested the prediction result of our world models using standard metrics-peak signal-to-noise ratio (PSNR), learned perceptual image patch similarity (LPIPS), and structural similarity index measure (SSIM). Results are shown in

Table 3: Video Generation Results. Comparison of SWM and SVC in both visual quality and consistency.

Method	PSNR \uparrow	SSIM \uparrow	LPIPS(1e-4) \downarrow
SVC	64.51 \pm 0.27	0.994 \pm 0.01	0.49 \pm 0.01
SWM	66.59 \pm 0.21	0.997 \pm 0.01	0.31 \pm 0.01

Table 3, a quantitative comparison between two video generation models, SWM and SVC. These metrics jointly assess both visual fidelity and perceptual consistency.

SWM outperforms SVC in terms of PSNR (66.59 vs. 64.51) and SSIM (0.997 vs. 0.994), indicating more accurate and structurally consistent predictions. It also achieves a lower LPIPS score (0.31 vs. 0.49), suggesting that SWM generates images that are more perceptually similar to the ground truth. Overall, SWM demonstrates superior performance in terms of visual accuracy and perceptual similarity. This suggests that SWM is more effective at generating coherent and visually faithful video sequences for the primitive actions we defined.

C.1.2 Qualitative Comparison




Figure 10: **Comparison of World Models.** Case 1 comes from validation split of SAT dataset; Case 2 comes from real-world test split of SAT dataset.

We present a qualitative comparison between the two models, SWM and SVC, using two representative examples from the synthesized validation set and real-world test set of SAT dataset. As shown in Case 1 from Fig. 10, SVC sometimes performs inaccurate forward motion. After moving forward by 0.25m, while the visual consequence from SWM seems reasonable, the outcome from SVC shows its inconsistency. In Case 2 Fig. 10, the SVC shows better capability of keeping object-level details. In the generated results from SWM, the objects become blurry as the video extends, but SVC successfully keeps details of each existing object. Generally, we observed that while SWM is more consistent in the scale of movement, SVC preserves more details during the camera movements.

C.2 Ablation on Trajectory Description

In our current method, for each observation in the evidence buffer, we also provide a natural language trajectory description that explains its relationship with the initial reference image. We demonstrate that the trajectory description is necessary for our method in Table 5 and Table 6. According to the tables, we observe that the performance of our method drops on both SAT-Real and SAT-Synthesized for all VLMs and world models.

C.3 Ablation on Time Consumption

To assess the time efficiency of our method, we evaluated it with GPT-4o as the VLM while varying the number of inference steps. We also reduced the SWM’s video-generation iterations from 50 to 20 to examine the trade-off between runtime and accuracy. The results show that fewer SWM iterations markedly speed up inference but degrade the quality of the generated video, which in turn lowers accuracy. Conversely, increasing the number of inference steps forces the SWM to predict more frames and provides more images to the VLM, thereby increasing both the SWM time and the VLM search/QA times.

However, we also observe that our method does not degrade significantly with 2 search steps and 20 iterations. Therefore, while our current setting optimizes for performance, step 2 and iter 20 is a much more cost-effective and recommended setting practically.

Table 4: SWM/VLM Time Consumption and Accuracy

Setting	SWM time(s)	Search time(s)	Q&A time(s)	Total(s)	ACC(%)
step:1 iter:20	11.49	3.04	1.74	16.27	64.7
step:2 iter:20	19.68	5.53	1.71	26.93	68.6
step:3 iter:20	29.37	8.00	3.24	40.60	69.3
step:1 iter:50	30.57	2.94	1.84	35.36	65.3
step:2 iter:50	63.62	5.52	1.79	70.93	69.3
step:3 iter:50	149.75	8.30	3.43	161.48	70.6

D Prompts

Here we provide 4 different prompts used in our method. The baseline prompt is shown in Fig. 11. The exploration Scoring prompt is shown in Fig. 12. The helpful Scoring prompt is shown in Fig. 13. The question-answering prompt using MindJourney is shown in Fig. 14.

System Prompt:
Task:You are an AI assistant designed to help with spatial reasoning in a 3D indoor scene. You must analyze any provided images or observations and answer the question.
Content Prompt:
These are the images that pair with the question.
Image 1: {image}
Image 2: {image}
...
Question: {question}
Answer Choices: {answer choices}
Output the exact answer from the choices.
Answer:

Figure 11: Prompt for Baseline Q&A.

System Prompt:

Task: You are an AI assistant designed to help with spatial reasoning in a 3D indoor scene. You must analyze any provided images and score imagined images based on how suitable they are for exploring these action consequences in order to answer the question from the choices.

Rules:

1. You'll be provided with images (including imagined images), a question, and a set of answer choices. You should score all imagined images.
2. You should output a list of scores from 0 to 9, separated by ','. For example: Output: 3,5,2,9,0,1

Content Prompt:

These are the images that pair with the question.
Image 1: {image}
Image 2: {image}
...
Image 1 is your current egocentric view.

Question: {question}
Answer Choices: {answer choices}

Below are the imagined views after taking actions.
Imagined image of index {index} if you {action sequence}:
{image}

Below are the imagined views after taking actions.
...
Output a list of scores.
Output:

Figure 12: **Prompt for Exploration Scoring.**

System Prompt:

Task: You are an AI assistant designed to help with spatial reasoning in a 3D indoor scene. You must analyze any provided images and score imagined images based on how helpful they are for answering the questions.

Hint: They may not be correct for answering the questions, but they will be helpful for excluding the wrong answers. The scores should also consider the image quality. If the image quality is very bad, it should receive a low score. Otherwise, the score should be augmented.

Rules:

1. You'll be provided with images (including imagined images), a question, and a set of answer choices. You should score all imagined images.
2. You should output a list of scores from 0 to 9, separated by ','. For example: Output: 3,5,2,9,0,1"

Content Prompt:

These are the images that pair with the question.
Image 1: {image}
Image 2: {image}
...
Image 1 is your current egocentric view.

Question: {question}
Answer Choices: {answer choices}

Below are the imagined views after taking actions.
Imagined image of index {index} if you {action sequence}:
{image}

Below are the imagined views after taking actions.
...
Output a list of scores.
Output:

Figure 13: **Prompt for Helpful Scoring.**

Table 5: **Ablation on Trajectory Description.** Accuracy for **large proprietary** and MLMs on SAT-Real.

	SAT Real					
	Avg	EgoM	ObjM	EgoAct	GoalAim	Pers
GPT-4o	60.3	56.5	85.0	50.0	64.0	45.0
+ MJ (SWM)	68.0	73.9	69.6	75.7	73.5	48.5
+ MJ (SWM) , w/o Traj. Desc.	66.8	60.0	76.7	71.0	70.0	48.3
+ MJ (SVC)	69.3	78.3	60.9	78.4	70.6	57.6
+ MJ (SVC) , w/o Traj. Desc.	66.5	73.5	65.0	74.5	66.3	53.1
GPT-4.1	67.3	81.0	76.4	69.5	73.9	36.0
+ MJ (SWM)	82.6	95.0	78.2	89.0	85.0	66.6
+ MJ (SWM), w/o Traj. Desc.	73.0	100.0	78.2	67.7	75.8	53.1

Table 6: **Ablation on Trajectory Description.** Accuracy for large proprietary MLMs on SAT-Synthesized.

	SAT Synthesized					
	Avg	EgoM	ObjM	EgoAct	GoalAim	Pers
GPT-4o	61.0	64.7	86.8	51.9	68.7	43.4
+ MJ (SWM)	70.8	77.6	82.6	70.1	84.5	45.8
+ MJ (SWM) , w/o Traj. Desc.	64.1	67.9	83.1	63.0	71.8	42.3
+ MJ (SVC)	72.3	80.0	84.8	65.0	89.3	51.4
+ MJ (SVC) , w/o Traj. Desc.	65.8	64.7	83.3	68.4	65.8	47.8
GPT-4.1	66.4	75.3	89.0	57.8	78.3	41.5
+ MJ (SWM)	75.4	88.2	92.4	70.8	89.3	45.8
+ MJ (SWM), w/o Traj. Desc.	72.6	89.3	92.3	65.0	88.1	33.4

E Broader Impacts

By allowing vision–language models to build and interrogate a physically consistent “mental workspace,” our method could accelerate progress in assistive robotics, remote inspection, and immersive training: robots that better understand 3D space can navigate cluttered homes for elder care, inspect hazardous sites without human entry, and deliver richer AR/VR experiences for education or therapy. At the same time, safer decision-making from imagined roll-outs may reduce real-world trial-and-error, lowering both cost and risk. Yet the technology also raises concerns. More capable spatial reasoning can enhance autonomous surveillance systems or military platforms; and greater autonomy could displace certain manual-labor jobs. Finally, training large video world models consumes considerable energy and inherits any biases present in the data (e.g., under-representation of certain environments). Researchers and practitioners should therefore pair technical advances with robust provenance tracking for generated content, scenario-specific safety constraints, and data-diversity audits, while favouring energy-efficient architectures and openly reporting compute footprints.

System Prompt:

Task: You are an AI assistant designed to help with spatial reasoning in a 3D indoor scene. You must analyze any provided images or observations and answer the question.

Rules:

1. You should output the exact answer from the choices.
2. You will be provided with multiple imagined views if you take corresponding actions to help you answer the questions.
3. You can include minimal reasoning, but your final line must only include the exact answer choice.

Content Prompt:

These are the images that pair with the question.

Image 1: {image}

Image 2: {image}

...

Image 1 is your current egocentric view.

Question: {question}

Answer Choices: {answer choices}

Below are the imagined views you would obtain if you took the corresponding actions. These are provided to help you answer the question.

You can include them in your reasoning, but you should still only output the exact answer at the last line.

Action: {action catalog}

{action sequence}

{image}

Action: {action catalog}

...

Output the exact answer from the choices.

Answer:

Figure 14: Prompt for Q&A using MindJourney.