

DiffKGW: Stealthy and Robust Diffusion Model Watermarking

Anonymous authors

Paper under double-blind review

Abstract

Diffusion models are known for their supreme capability to generate realistic images. However, ethical concerns, such as copyright protection and the generation of inappropriate content, pose significant challenges for the practical deployment of diffusion models. Recent work has proposed a flurry of watermarking techniques that inject artificial patterns into initial latent representations of diffusion models, offering a promising solution to these issues. However, enforcing a specific pattern on selected elements can disrupt the Gaussian distribution of the initial latent representation. Inspired by watermarks for large language models (LLMs), we generalize the LLM KGW watermark to image diffusion models and propose a stealthy probability adjustment approach DiffKGW that preserves the Gaussian distribution of initial latent representation. In addition, we dissect the design principles of state-of-the-art watermarking techniques and introduce a unified framework. We identify a set of dimensions that explain the manipulation enforced by watermarking methods, including the distribution of individual elements, the specification of watermark shapes within each channel, and the choice of channels for watermark embedding. Through the empirical studies on regular text-to-image applications and the first systematic attempt at watermarking image-to-image diffusion models, we thoroughly verify the effectiveness of our proposed framework through comprehensive evaluations. On all the diffusion models, including Stable Diffusion, our approach induced from the proposed framework not only preserves image quality but also outperforms existing methods in robustness against a wide range of attacks.

1 Introduction

The rise of diffusion models has significantly impacted image generation, enabling the creation of diverse and high-quality images across various styles. However, the widespread use of these models also introduces critical ethical challenges, particularly concerning copyright protection and the generation of inappropriate or misleading content. In this regard, *watermarking* generated images offers a promising approach to tracing image origins and mitigating potential misuse.

A core challenge in image watermarking is the trade-off between the robustness of the watermark and the quality of the generated images. Traditional watermarking techniques (Al-Haj, 2007; Navas et al., 2008) primarily rely on post-processing methods to embed subtle modifications into the image’s frequency representation, making them imperceptible to human users. Though effective, these approaches suffer from reduced image quality and insufficient robustness against common attacks such as compression and cropping, to name a few.

To improve the trade-off, end-to-end deep learning methods (Zhang et al., 2019; Zhu et al., 2018; Hayes & Danezis, 2017) are proposed to construct watermarks with powerful learning capabilities, while such methods are black-box and require additional training. Specifically for diffusion models, latent-representation-based watermarking methods (Wen et al., 2023; Yang et al., 2024) have been developed, which embed watermarks by manipulating latent representations to match predefined patterns.

However, enforcing a specific pattern on selected elements can disrupt the independent and identically distributed (IID) Gaussian distribution of the initial latent representation. Inspired by watermarks for

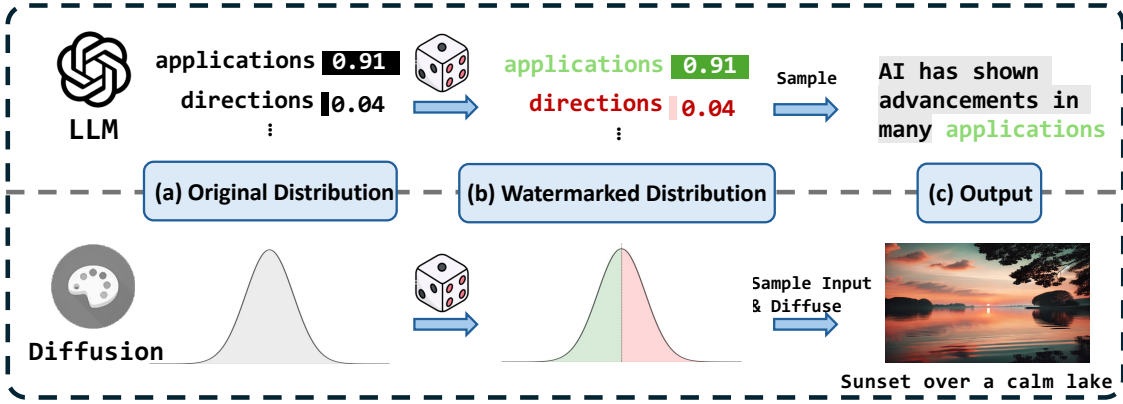


Figure 1: Illustration of the watermarking process, showing the relationship between LLMs and diffusion models. (a) Original Distribution: Initial probability distributions for both LLM and diffusion models. (b) Watermarked Distribution: Adjusted probabilities for selected elements, with a red/green split in the LLM echoed in the diffusion model’s modified red/green sampling distribution. (c) Output: Sampled outputs with watermarks.

large language models (LLMs), we generalize the LLM KGW watermark (Kirchenbauer et al., 2023) to image diffusion models and propose a stealthy probability adjustment approach that preserves the Gaussian distribution of initial latent representation, as illustrated in Figure 1. In addition to that, the key components thereof are poorly understood, and the connections between watermarking methods remain unclear. In this paper, we carefully analyze state-of-the-art watermarking methods, and introduce a unified framework that identifies and connects the underlying design principles. This framework reveals three critical design dimensions: ❶ the distribution of individual elements, ❷ the specification of watermark shapes within each channel, and ❸ the choice of channels for embedding. Under the unified framework, we integrate key designs from both image and language watermarking; we propose a novel, training-free watermarking approach that applies directly to diffusion models without altering the training process. Notably, our method embeds watermarks directly into the latent space of diffusion models (rather than the frequency domain), avoiding extraneous operations and errors during detection. Extensive experiments are conducted; in addition to conventional focus on text-to-image generation, we extend the application scope of our proposed image watermarking to the scenarios involving image-to-image diffusion model. Our method turns out both preserving visual quality of generated images and providing robustness against a wide range of adversarial attacks.

In summary, our paper contributes the following:

- We present a unified framework that identifies and connects the key design principles underlying state-of-the-art watermarking methods.
- Under the unified framework, we propose a novel, training-free watermarking method, and theoretical analysis showing preservation of the latent representation distribution is accompanied.
- We extend watermarking techniques beyond the traditional focus on text-to-image generation scenario, and give the first systematic approach to watermarking image-to-image diffusion models. Our proposed method exhibits robustness against a variety of adversarial attacks and high visual quality, validating the efficacy of our method as well as the unified framework.

2 Preliminaries

In this section, we recap the diffusion process, LLM KGW watermarking, and provide a holistic framework for diffusion watermarking. A comprehensive survey of related work is provided in Section 6.

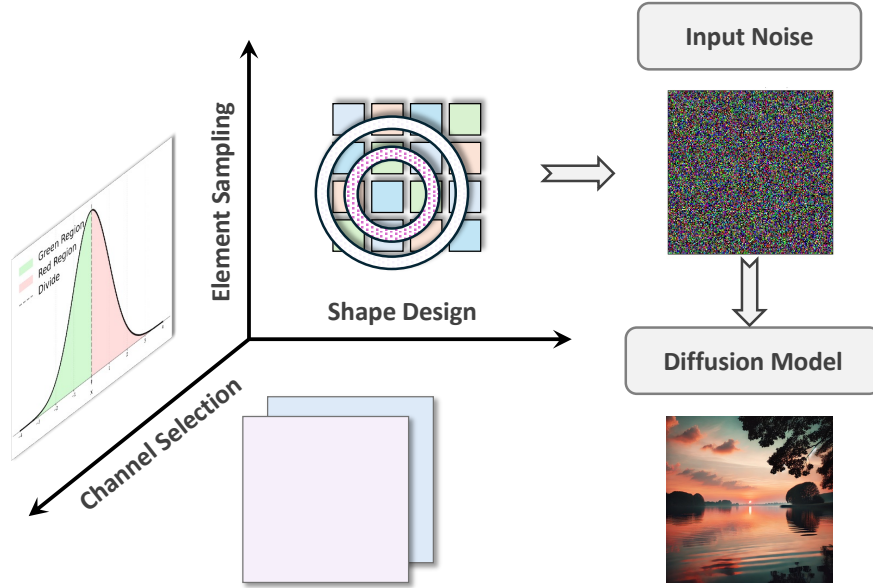


Figure 2: **Unified framework for diffusion watermarking.** In the embedding phase, watermark signals are injected into the latent noise along three orthogonal dimensions: (i) element sampling, which selects latent positions for modification; (ii) shape design, defining geometric structures such as rings or patches; and (iii) channel selection, identifying robust latent channels. The modified latent is then denoised by the diffusion model to produce the watermarked image.

2.1 Diffusion Process

Diffusion. This section recaps key concepts of Latent Diffusion Models (LDMs), focusing on the diffusion process, denoising methods like DDIM, and inversion techniques for watermark detection. To map a regular image $x \in \mathbb{R}^{H \times W \times 3}$ to the latent space, Latent Diffusion Models (LDMs) formally behave as an autoencoder, using an encoder E to obtain the representation z_0 as $z_0 = E(x) \in \mathbb{R}^{h \times w \times c}$; conversely, a decoder D reconstructs the image x from the latent space as $x = D(z_0)$. In generating images, (dropping the encoder E and) directly feeding a random signal z_0 to the decoder D of a *pre-trained* LDM can provably return an image following the pre-training distribution. In addition to the autoencoder framework, LDMs leverage a diffusion-like process to obtain z_0 . Specifically, an initial latent representation $z_T \in \mathbb{R}^{h \times w \times c}$ is first sampled from a standard Gaussian distribution $\mathcal{N}(0, I)$; subsequently, iterative denoising methods like DDIM (Song et al., 2020) are used to transform z_T into z_0 , and the decoder then generates the image: $x = D(z_0)$.

Inversion. Beyond standard LDMs, **inversion techniques** (Dhariwal & Nichol, 2021) enable moving in the opposite direction—from a generated image back to the initial noise state. Previous empirical findings (Wen et al., 2023) suggest that DDIM inversion reliably reconstructs the initial noise, with $\hat{z}_T \approx z_T$. DDIM inversion can thus be used for watermark detection. Given a generated image x and its associated starting noise z_T , we apply DDIM inversion to recover \hat{z}_T . This property allows us to compare the reconstructed noise to the original to detect embedded watermarks effectively.

2.2 LLM KGW Watermark

Here we introduce the basic LLM KGW watermark (Kirchenbauer et al., 2023; Zhao et al., 2024b) briefly. Let s be a secret key, and let t be a token from the vocabulary \mathcal{V} . We can partition \mathcal{V} into two subsets of equal size: GreenList and RedList.

Given the original distribution $p(t \mid C)$ over tokens under context C , KGW watermarking modifies sampling by allowing tokens only from the GreenList:

$$p_{\text{trunc}}(t \mid C) = \begin{cases} \frac{p(t \mid C)}{Z}, & t \in \text{GreenList}, \\ 0, & t \in \text{RedList}, \end{cases}$$

where $Z = \sum_{t' \in \text{GreenList}} p(t' \mid C)$ is a normalizing constant. This ensures that all sampled tokens belong to the GreenList, leaving a distinct distributional footprint that can be verified during test time.

3 A Unified Framework for Watermarking

Pipeline overview. Figure 2 illustrates a concise end-to-end overview of our approach, covering both the embedding and detection phases of diffusion watermarking. To embed a robust and stealthy watermark, we categorize latent watermarking methods into three orthogonal design dimensions: **① element sampling**, which selects latent positions for watermark injection; **② watermark shapes**, defining geometric structures such as rings or patches; and **③ channel selection**, identifying latent channels that yield the most stable watermark signals. In the embedding phase, watermark bits are injected into the latent noise z_T according to these dimensions, and the modified latent \tilde{z}_T is then denoised by the diffusion model to produce the final watermarked image. During detection, DDIM inversion reconstructs the latent \hat{z}_T from a given image (possibly attacked), and the same three dimensions are used to statistically verify watermark presence.

Sampling of Individual Elements. The first dimension concerns how values are assigned to each element. Tree-ring (Wen et al., 2023) sets a constant value in the Fourier frequency domain within each circle, forming a ring-like pattern. Ring-ID (Ci et al., 2024) refines this by applying the pattern only to the real part of the Fourier transform, enhancing imperceptibility. Post-hoc methods like DwtDctSVD (Cox et al., 2007) modify wavelet coefficients, adjusting DCT singular values in the DWT domain for watermark embedding. Gaussian-shading (Yang et al., 2024) embeds the watermark in the spatial domain by sampling values from a constrained distribution. Learning-based methods, such as Stable Signature (Fernandez et al., 2023) and AquaLoRA (Feng et al., 2024), tune model weights to integrate the watermark.

Design of Watermark Shapes. The second dimension defines the watermark shape within each $h \times w$ channel. Tree-ring (Wen et al., 2023) and Ring-ID (Ci et al., 2024) use concentric rings in the frequency domain to target specific components, improving robustness against geometric transformations. DwtDctSVD (Cox et al., 2007) embeds watermarks into pixel blocks within the combined DWT and DCT domains, while Gaussian-shading (Yang et al., 2024) also employs block-based embedding to improve noise resistance. Learning-based methods distribute the watermark across all locations, adapting the embedding to training conditions.

Choice of Channels for Watermark Embedding. The third dimension involves selecting channels for watermark embedding among the c channels. Tree-ring (Wen et al., 2023) and post-hoc methods like DwtDctSVD (Cox et al., 2007) embed watermarks in specific channels based on empirical insights, prioritizing those less sensitive to perceptual changes to preserve image quality. In contrast, Gaussian-shading (Yang et al., 2024), Ring-ID (Ci et al., 2024), and learning-based methods distribute the watermark across all channels with empirical selection strategies, utilizing the full latent space to enhance robustness against attacks.

Insights from the Unified Framework. By structuring latent watermarking methods into three dimensions, our framework enables systematic comparison and reveals key challenges in existing approaches: how to sample individual elements akin to distribution-preserving methods in LLM watermarking for stealthy yet detectable embedding, how to design watermark shapes resilient to both noise and geometric transformations, and how to develop channel selection for effective watermarking.

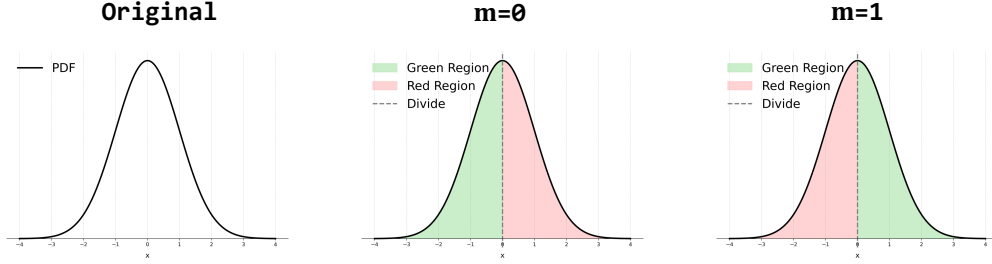


Figure 3: Standard normal distribution partitioning based on watermark value m . The left shows the original Probability Density Function (PDF), while the middle and right plots illustrate the “green” and the “red” regions for $m = 0$ and $m = 1$, respectively, with the dividing line at $x = 0$. The values are sampled from the green region.

4 Methodology

In this section, based on the identified dimensions, we generalize the LLM KGW watermark to image diffusion models by preserving the distribution, as well as addressing vision-specific challenges in shape and channel dimensions to enhance the robustness and stealthiness of the watermark.

4.1 Generalizing LLM Watermarking

As discussed in Section 3, previous methods like Tree-ring, Ring-id, and DwtDctSvd heavily relied on setting selected watermarked elements to pre-defined constants. However, the fixed-value operations can substantially disrupt the IID nature of the latent representations, considering the $h \times w \times c$ elements in a latent representation are indeed IID standard univariate Gaussians $\mathcal{N}(0, 1)$. Moreover, under various attacks these elements can easily be altered, making the watermark difficult to detect.

To overcome these limitations, we propose a distribution-preserving watermarking technique (the characteristic of distribution preservation is reflected in Lemma 1). Inspired by the LLM KGW watermarking method (Kirchenbauer et al., 2023; Zhao et al., 2024b) widely studied in large language models (LLMs), we aim to adapt its principles to diffusion models. However, directly applying KGW to diffusion models is non-trivial. Unlike LLMs, which sample discrete tokens from a categorical distribution, diffusion models operate in a continuous latent space, requiring a distinct approach to maintain distribution preservation. To this end, we divide the density function $\phi(x)$ of the standard Gaussian distribution into two regions (Red and Green) of equal probability 0.5. Specifically, we partition the standard Gaussian distribution at the origin, yielding two **TruncatedGaussian** distributions over $(-\infty, 0]$ and $(0, \infty)$. Each latent element z_T^e is assigned to one of these truncated intervals based on the watermark bit $m \in \{0, 1\}$, ensuring that the latent representations adhere to the following distribution:

$$p_{\text{trunc}}(z_T^e | m) = \begin{cases} \frac{\phi(z_T^e)}{\Phi(0)} & \text{if } m = 0, \quad z_T^e \leq 0 \\ \frac{\phi(z_T^e)}{1 - \Phi(0)} & \text{if } m = 1, \quad z_T^e > 0 \\ 0 & \text{otherwise (Red Region)} \end{cases} \quad (1)$$

where $\phi(\cdot)$ is the standard Gaussian density function, and $\Phi(\cdot)$ is its cumulative distribution function (CDF), where $\Phi(0) = 0.5$. Figure 3 illustrates the sampling process of our proposed method. This approach can also be extended to multiple (i.e., more than 2) cumulative probability portions to encode more watermark bits. The following lemma shows the proposed watermarking technique is distribution-preserving (a detailed proof and its generalized multi-bit extension are provided in Appendix B.1)

Lemma 1 (Marginal Distribution of Elements (Galli et al., 1994; Del Castillo, 1994; Yang et al., 2024)). *Every element in the latent representation of truncated Gaussian marginally follows the standard normal distribution $\mathcal{N}(0, 1)$.*

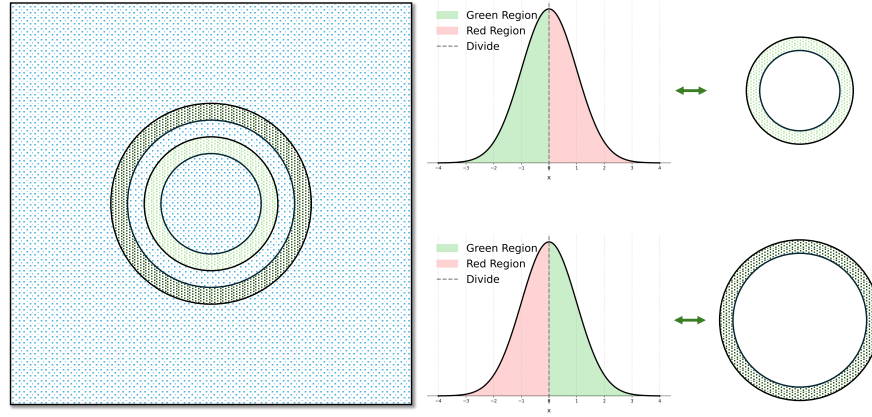


Figure 4: Visualization of Gaussian Ring Watermarking for geometric robustness. The left image shows two Gaussian rings embedded in the latent space, with deep green and light green indicating the two rings. The top and bottom examples on the right illustrate how different truncated Gaussian distribution are mapped to these rings in the latent space.

4.2 Robustness and Stealthiness via Shape Design

Compared to LLM watermarking, image watermarking requires specifying the watermarking shape for each channel, i.e., the collection of elements to be watermarked; watermarks uniformly applied across the entire input can be overly sensitive to various transformations, making detection vulnerable to noise, distortions, or local perturbations. In this regard, previous works primarily define watermark embedding shapes as ring-shaped (Wen et al., 2023), block-shaped (Cox et al., 2007), or learnable values distributed across all locations (Zhang et al., 2019). In this section, we will illustrate how to specify the shapes for the watermark, to improve robustness and stealthiness.

“Gaussian Ring” Watermarking for Geometric Robustness. Given the more specific requirement to handle geometric transformations, we introduce an alternative approach to complement our framework: injecting the so-called “Gaussian Rings” into the representation of the latent space. The concept of “ring” implies a representation tensor is divided by a series of disjoint rings, which naturally inherits the “redundancy” idea and enhances robustness.

In detail, each Gaussian Ring is a meticulously structured ring-shaped watermark carrying a specific watermark value, designed to provide rotational invariance. As shown in Figure 4, the elements on a ring with a specific radius share the same watermark value, all sampled from a truncated Gaussian with a designated (“green”) region. Our method embeds ring-shaped watermarks directly in the spatial domain, enabling seamless integration with the diffusion process without requiring frequency-based transformations. The process is illustrated in Algorithm 1 of Appendix A.2.

“Random Gaussian” Watermarking with Redundant and Dispersed Watermarks. The idea of “Random Gaussian” is to introduce redundancy to attain resistance to attacks. Inspired by Vision Transformers (Dosovitskiy et al., 2020), we split the initial input into patches, each carrying an identical watermark matrix \mathbf{W} of the same shape as the patch; every element of \mathbf{W} is a watermark value m denoting the “green” region. This redundancy strengthens robustness, as information from multiple patches can be aggregated during detection; even if some patches are compromised, ensemble methods help reconstruct the watermark, as formalized in the proposition in the next subsection.

However, redundant patterns over block-shaped patches notably introduces another challenge—the substantial degradation of generation quality due to the artificial structuring of the input. To maintain image fidelity while preserving watermark robustness, we move away from the concept of **fixed block-shaped** patches, and instead suggest **randomly coordinated** shapes that exhibit more natural distribution (c.f. the illustration in Figure 5 and the technical analysis in Proposition 2). Technically, we will uniformly sample a permutation

of the representation elements and then adopt the block-shaped specification, which thoroughly **disperse** the elements. To ensure high-quality randomness, we employ the Chacha20 encryption algorithm (Bernstein et al., 2008). The method is illustrated in Algorithm 2 of Appendix A.2.

4.3 Theoretical Analysis on Robustness and Stealthiness

We first show that ensemble methods of multiple patches help ensure reliable and robust detection (The proof is provided in Appendix B.2).

Proposition 1 (Patch Aggregation Robustness). *Let z_T represent the latent representation in a diffusion model, with r denoting the probability of independently correctly detecting a watermark for an individual pixel. Given p patches, each containing n elements, assume $r > \frac{1}{2}$ and $p \gg 1$. Then, the probability r_p of jointly detecting the watermark across all patches can be approximated by*

$$r_p \approx \Phi \left(\frac{(r - \frac{1}{2})\sqrt{p}}{\sqrt{r(1-r)}} \right).$$

where $\Phi(x)$, the cumulative distribution function of a normal distribution, is a monotonically increasing function.

This proposition suggests that as the number of patches p increases, the joint detection probability r_p also increases, leading to enhanced robustness (as evidenced in Table 4).

To validate the claim that dispersed watermarks induce more natural representation distribution, we show in the following proposition that the correlation of two elements quickly diminish with the patch size n , and the limiting covariance matrix is thus akin to the one of a multivariate standard normal distribution. (The proof is provided in Appendix B.3.)

Proposition 2 (Stealthiness of the Watermarked Distribution). *Let p be the number of patches and n indicate the number of pixels in a patch. The normalized Bures–Wasserstein (BW) distance \hat{d}_{BW} between the watermarked sampling distribution and $\mathcal{N}(0, I)$ is at most*

$$\hat{d}_{BW}(z_T, \mathcal{N}(0, I)) \leq \frac{2}{\pi} \cdot \frac{p-1}{|z_T|-1}.$$

where $|z_T|$ denotes the size of z_T .

The proposition above suggests that as long as $p \ll |z_T|$, the joint distribution of the initial latent representation z_T well approximates the i.i.d. standard Gaussian distribution $\mathcal{N}(0, I)$. Furthermore, by varying p , we can control the tradeoff between generation quality and robustness (also empirically validated in Table 4). For instance, in a latent representation of size 512×512 , setting $p = 64$ results in a correlation of approximately 10^{-4} , ensuring that the joint distribution closely follows an i.i.d. Gaussian.

4.4 Channel Selection for Watermarking

To enhance robustness against various attacks, we propose a hybrid strategy that adaptively applies the "Random Gaussian" and "Gaussian Ring" techniques across channels, building on the shape specifications in Section 4.2.

Imprinting. To effectively integrate the two methods, we adopt a channel rating strategy to determine the watermarking technique to apply, specifically by calculating the sensitivity to geometric transformations. For a channel c (a slight abuse of notation), we compute the magnitude of the gradient w.r.t. to a geometric transformation loss \mathcal{L}_{geo} :

$$g_c = \|\partial \mathcal{L}_{\text{geo}} / \partial z_T^c\|_2, \quad \mathcal{L}_{\text{geo}}(z_0, z_0^{\text{rot}}) = \|D(z_0) - D(z_0^{\text{rot}})\|_2^2,$$

where z_T^c represents the initial latent representation of channel c , $D(z_0), D(z_0^{\text{rot}})$ denote the images generated by z_T before and after 90 degree rotation, respectively, and $\|\cdot\|_2$ denotes the Euclidean norm. Clearly, the




Figure 5: Comparison of Random Gaussian watermarking between fixed and randomized patches. Different colors represent distinct patches. The left plot shows a fixed patch arrangement, while the right plot displays a randomized patch configuration.

channel with the largest gradient magnitude g_c is more sensitive to geometric transformations, and we will apply Gaussian Ring watermarking to enhance their robustness against geometric attacks. Conversely, for other channels with smaller gradient magnitudes, we will apply Random Gaussian watermarking to better handle non-geometric attacks. The full procedure is illustrated in Algorithm 3 of Appendix A.2.

Detection aggregation along channels. During the watermark detection process, we calculate the accuracy for each channel by evaluating whether the elements of $\hat{z}_T^{(c)}$ (a certain channel of the representation \hat{z}_T , an $h \times w$ matrix) fall into the specified “green” shape¹. The so-called “accuracy” $\text{Acc}(z_T^{(c)}, w^c)$ for channel c is calculated as:

$$\text{Acc}(\hat{z}_T^{(c)}, m^c) = \frac{1}{N_c} \sum_{i=1}^{N_c} \mathbf{1}\{z_i^c \in \text{Green Region}(m^c)\}$$

where N_c is the number of watermarked elements in channel c , z_i^c is the i -th element of channel c , m^c is the watermark value for channel c , and $\mathbf{1}\{\cdot\}$ is the indicator function, which equals 1 if the event is true and 0 otherwise. The overall watermark recovery accuracy is determined by aggregating the accuracy across all channels. To adaptively address varying attack scenarios, we propose the combined watermark accuracy to select the most robust component:

$$\text{Acc}(\hat{m}) = \max_{c \in C_m} \text{Acc}(\hat{z}_T^{(c)}, m^c)$$

where C_m is the set of all channels. By detecting both random and ring watermark patterns, even if one of the watermarks is compromised by a specific attack, the others can still be detected, enhancing overall robustness. By combining these methods, the total watermark capacity is greatly increased, as the combined capacity becomes the product of the individual capacities of each watermarking technique.

5 Empirical Results

We conduct experiments on two widely-used diffusion scenarios: text-to-image diffusion models and image-to-image diffusion models, to evaluate the effectiveness and robustness of our watermarking technique across various attack scenarios. Additionally, we perform ablation studies in Section 5.3 for a deeper analysis of the method.

5.1 Experimental Setting

Our paper first evaluates the proposed method on text-to-image diffusion models, focusing on Stable Diffusion (SD) (Rombach et al., 2022) v2.1/2.0/1.4. The generated images have a resolution of 512×512 , with a latent space of $64 \times 64 \times 4$. For inference, we use prompts from Stable-Diffusion-Prompt, setting the guidance scale to 7.5, and generate images over 50 steps using DPMSolver (Lu et al., 2022). The watermark radius r varies from 5 to 15 in steps of 2. Images are divided into patches of 64 elements each. Given that users often share

¹In addition to the practical detection based on the accuracy metric, a testing procedure is depicted in Appendix B.4.

Table 1: TPR@1%FPR under different attacks for Stable Diffusion, showing the effectiveness of our method over a number of attacks.

Method	Clean	Rotation	JPEG	Cr. & Sc.	Blurring	GauNoise	Color Jitter	S&PNoise	Regeneration	Flip	Avg
DwtDet	0.909	0.027	0.008	0.092	0.011	0.354	0.126	0.089	0.016	0.023	0.166
DwtDetSvd	1.000	0.011	0.156	0.057	0.538	0.732	0.117	0.021	0.018	0.042	0.269
RivaGan	0.997	0.012	0.756	0.762	0.428	0.541	0.694	0.477	0.025	0.027	0.472
Stable Signature	1.000	0.032	0.713	0.816	0.015	0.624	0.843	0.072	0.011	0.018	0.414
Tree-Ring	1.000	0.477	0.995	0.932	0.999	0.926	0.900	0.987	1.000	1.000	0.922
Gaussian Shading	1.000	0.007	0.999	1.000	1.000	0.999	0.992	0.999	1.000	0.097	0.809
AquaLoRA	1.000	0.013	0.987	0.941	1.000	0.954	0.847	0.693	0.812	0.133	0.738
DiffKGW (Ours)	1.000	0.852	1.000	1.000	1.000	0.996	0.996	1.000	1.000	0.998	0.984

Table 2: Performance comparison of different watermarking methods on Stable Diffusion under clean and adversarial conditions. The metrics are split into two categories: Fidelity and Robustness.

Methods	Robustness						Fidelity	
	TPR @1%FPR		AUC		Accuracy		FID (\downarrow)	CLIP-Score
	Clean	Adv.	Clean	Adv.	Clean	Adv.		
Stable Diffusion	-	-	-	-	-	-	25.23	0.363
DwtDet	0.909	0.166	0.974	0.574	0.950	0.527	25.28	0.364
DwtDetSvd	1.000	0.269	1.000	0.702	1.000	0.691	25.01	0.359
RivaGAN	0.997	0.472	0.999	0.854	0.998	0.802	24.51	0.361
Stable Signature	1.000	0.414	1.000	0.818	1.000	0.751	25.45	0.364
Tree-Ring	1.000	0.922	1.000	0.993	1.000	0.979	25.29	0.363
Gaussian Shading	1.000	0.809	1.000	0.911	1.000	0.864	25.20	0.364
AquaLoRA	1.000	0.738	1.000	0.871	1.000	0.817	25.50	0.363
DiffKGW (Ours)	1.000	0.984	1.000	0.999	1.000	0.994	25.20	0.363

generated images without prompts, we perform inversions with an empty prompt and a guidance scale of 1, using 50 steps of the DDIM method (Song et al., 2020).

We also test our watermarking approach in image-to-image editing using pre-trained image-conditioned diffusion models. Specifically, we employ instruct-pix2pix (Brooks et al., 2023), a fine-tuned Stable Diffusion model. Editing tasks use DDIM inversion with an empty prompt and original image, setting the guidance scale to 1.

For image quality evaluation, we adopt Frechet Inception Distance (FID) (Heusel et al., 2017) and CLIP-Score (Radford et al., 2021). FID is computed on the COCO2017 validation set, which contains 5,000 images. CLIP scores are measured between generated images and text prompts for Stable Diffusion, and between edited images and ground truth descriptions for instruct-pix2pix. We exclude SSIM and PSNR, as they assess post-hoc modifications, whereas our method manipulates latent representations, aligning with prior works (Wen et al., 2023; Yang et al., 2024).

For detection, following (Wen et al., 2023; Yang et al., 2024), we compute the **true positive rate** (TPR) at a fixed **false positive rate** (1% FPR). In traceability, we assess identification accuracy across watermark patterns. AUC and TPR@1%FPR are calculated using 1,000 watermarked and 1,000 unwatermarked images per run, averaging results over three runs with different random seeds.

5.2 Performance of the Proposed Method

To benchmark the robustness of our watermarking method, we evaluate its performance against widely used augmentation-based attacks and a generative AI-based attack, Regeneration (Zhao et al., 2023a), which leverages a diffusion model for regeneration and denoising. We exclude image-to-image translation and editing methods, as they produce significantly altered images with varying concepts. Details of the attacks are in Appendix A.1, and Table 1 presents the TPR@1%FPR results. Our DiffKGW watermarking method outperforms Tree-Ring, particularly under rotation (0.852 vs. 0.477) and noisy conditions like Gaussian noise (0.996 vs. 0.926). While Gaussian Shading excels in noise robustness (e.g., 1.000 for blurring), it struggles with geometric transformations (0.007 for rotation). Overall, our method achieves the highest average performance, demonstrating strong resilience against both geometric and noise-based attacks. Additional results on the

Table 3: Detection TPR with different sampling methods in diffusion models.

Noise	Sampling Method				
	DDIM	UniPC	PNDM	DEIS	DPMSolver
Clean	1.000	1.000	1.000	1.000	1.000
Adversarial	0.978	0.972	0.983	0.982	0.984
CLIP-Score	0.363	0.362	0.363	0.363	0.363

Table 4: Ablation with different patch sizes.

Patch Size	4	16	64	256
None	0.993	1.000	1.000	1.000
Adversarial	0.757	0.924	0.984	0.986
CLIP-Score	0.364	0.363	0.363	0.359

Table 5: Ablation with different ring radii.

Ring Radius	0-5	5-10	0-10	5-15	10-15
None	1.000	1.000	1.000	1.000	1.000
Rotation	0.512	0.643	0.828	0.852	0.767
CLIP-Score	0.361	0.363	0.359	0.363	0.363

instruct-pix2pix model and image-to-image editing scenarios are in Table 6 (Appendix A.3), while watermark capacity and identification analyses are in Appendix A.4, further confirming our method’s superiority.

Table 2 shows the average detection performance across various attacks, demonstrating our method’s robustness and superiority over baselines in resisting adversarial manipulations. In fidelity, it maintains comparable FID and CLIP-Score values, ensuring minimal impact on image quality. Moreover, its independence from custom model components enables seamless integration into different diffusion models. Appendix A.7 presents results on SD v1.4, v2.0, and Dreambooth (Ruiz et al., 2023), further validating its effectiveness.

Our study focuses on watermarking methods that are *integrated into the diffusion generation process*, where watermark signals are embedded directly into the latent noise prior to denoising. This paradigm fundamentally differs from *post-processing* watermarking techniques that modify already-generated images (Lu et al.) and from optimization-based approaches (Zhang et al., 2024). Accordingly, we do not include direct comparisons.

5.3 Ablation Studies

We conduct extensive ablation studies on several key hyperparameters of our proposed method to demonstrate the effectiveness of our method. To validate the generalization of our approach, we evaluated five commonly used sampling methods in diffusion: DDIM (Song et al., 2020), UniPC (Zhao et al., 2024a), PNDM (Liu et al., 2022), DEIS (Zhang & Chen, 2022), and DPMSolver (Lu et al., 2022). As shown in Table 3, with our proposed watermarking technique, all sampling methods demonstrate excellent and comparable performance, particularly in clean conditions where all methods achieved a perfect detection rate. Under adversarial noise, DPMSolver shows a marginally better detection rate, but overall, all sampling methods maintain high robustness.

Table 4 shows that larger patch sizes improve robustness against adversarial attacks but reduce image quality, as reflected by a lower CLIP-Score. For ring radius, placing the ring near the center (“0-5” in Table 5) degrades generation quality by embedding key structural and semantic information, while a medium radius (“5-15”) provides the best balance between rotation robustness and image quality.

For watermark channels, the experimental findings in Figure 6a show substantial variation in performance across different channels, with Channel 2 achieving the highest accuracy. Notably, the computed gradient values align closely with the robustness accuracy for each channel, indicating that gradient strength is a reliable indicator of channel performance. This suggests that channels with stronger gradients are better suited for embedding the Gaussian Ring Watermark, providing a useful guideline for selecting the optimal channel for watermarking to enhance specific robustness.

Due to space constraints, ablations on Gaussian Ring and Random Gaussian watermarks are in Appendix A.5, and analyses on inversion steps, inference steps, and multi-bit encoding are in Appendix A.6, all demonstrating the effectiveness of our method.

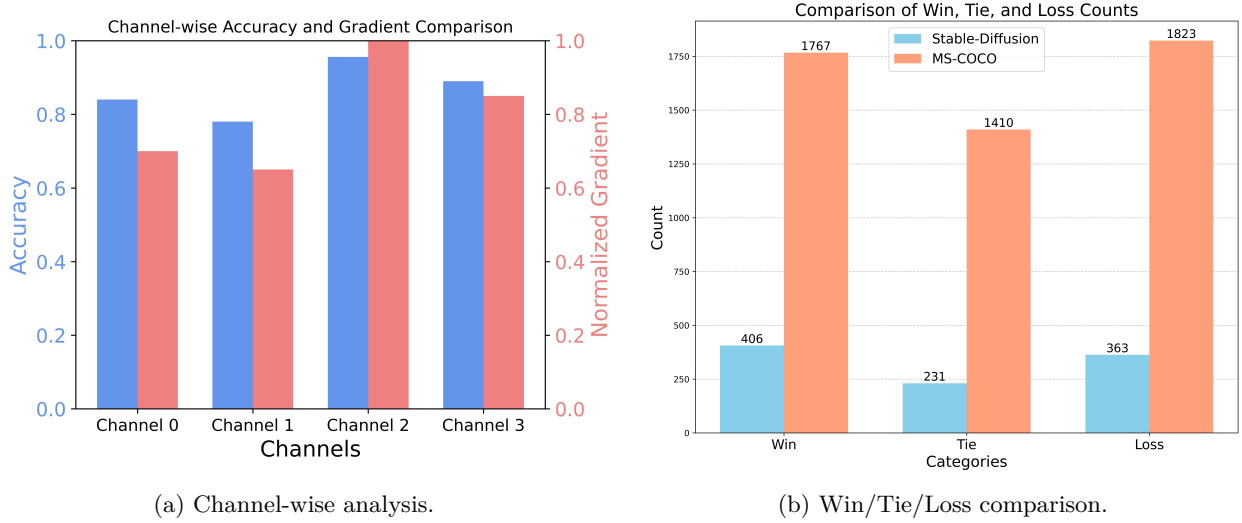


Figure 6: **Left:** Quantitative comparison of accuracy and normalized gradient across four channels. **Right:** Win/Tie/Loss statistics between watermarked and non-watermarked outputs on the Stable-Diffusion and MS-COCO datasets. “Win” indicates higher performance for watermarked images, “Tie” similar performance, and “Loss” higher for non-watermarked.




Figure 7: Visualization of both the watermarked and non-watermarked generated images in different scenarios. For image-to-image editing, we also include the original images. More visualizations are shown in Appendix C.

5.4 Analysis on Channels

Additionally, we compare the CLIP-Scores of the non-watermarked and watermarked results for each input prompt from the Stable-Diffusion and MS-COCO datasets. If the CLIP-Score difference is less than 0.01, it is considered a tie; otherwise, it is classified as a win for either the watermarked or non-watermarked result. The comparative results are presented in Figure 6b.

From the table, we observe that the watermarked images sometimes outperform and other times underperform the non-watermarked images, with no consistent trend favoring one over the other (similar win and loss counts with win rate ≈ 0.5). This demonstrates the robustness and effectiveness of our watermarking method, as it preserves the generation quality while embedding the watermark without introducing systematic degradation or enhancement.

5.5 Visualization

Figure 7 visualizes watermarked and non-watermarked diffusion-generated images, showing that our method preserves semantic information and high visual quality. In text-to-image diffusion, watermarked images remain visually similar to non-watermarked ones while retaining intended semantics. In image-to-image diffusion, they exhibit even greater similarity to the original and non-watermarked images due to additional guidance from the input. These results confirm that our method effectively embeds the watermark while maintaining image integrity. Additional visualizations are in Appendix C.

6 Related Works

In this section, we comprehensively review the related works on watermarking images and recent extensions to diffusion models.

Watermarking Image. Digital watermarking (Van Schyndel et al., 1994) embeds traceable identification information in carrier data for copyright protection and content authentication. Traditional image watermarking techniques, often applied in post-processing, focus on frequency domain methods (Cox et al., 2007; Al-Haj, 2007; Hamidi et al., 2018; Kundur & Hatzinakos, 1997; Lee et al., 2007; Navas et al., 2008) to enhance robustness. For instance, DwtDctSvd (Cox et al., 2007) combines Discrete Wavelet Transform, Discrete Cosine Transform, and Singular Value Decomposition for watermark embedding. More recently, deep learning-based approaches (Zhu et al., 2018; Tancik et al., 2020; Fernandez et al., 2022; Zhang et al., 2019; Hayes & Danezis, 2017) like RivaGAN (Zhang et al., 2019) leverage neural networks to improve watermarking, employing adversarial networks for both embedding and extraction. Despite advancements, post-hoc watermarking often introduces visible noise and is vulnerable to attacks like cropping and compression (Fernandez et al., 2023), as it is applied to the final image, making the watermark prone to distortion or removal.

Watermarking Diffusion Models. With the rise of generative models, particularly diffusion models, watermarking AI-generated content—or the models themselves—has become increasingly important. Yu et al. (2021) and Zhao et al. (2023b) proposed embedding watermarks into training datasets so that models inherently generate watermarked content. However, this approach may pose practical issues for large-scale diffusion models trained on vast datasets. To address this, researchers have explored embedding watermarks during the generation process. For example, Fernandez et al. (2023) and Feng et al. (2024) fine-tuned model weights to modify latent representations, with Stable Signature (Fernandez et al., 2023) fine-tuning LDM decoders to embed hidden watermarks in generated images—albeit at the cost of extensive training and various data augmentations.

Other approaches, like Tree-ring watermark (Wen et al., 2023), modify the initial noise in the sampling process, requiring deterministic samplers like DDIM (Song et al., 2020) for watermark extraction through inversion. Yang et al. (2024) proposes a distribution preserving method to adjust the initial noise naturally, improving robustness against noise additions. However, Wen et al. (2023) is less resilient to noise and cropping attacks, while Yang et al. (2024) remains sensitive to geometric transformations. Despite these efforts, the fundamental principles behind effective watermarking and the connections among different methods remain poorly understood. Inspired by these works, we identify key design dimensions for embedding watermarks in the latent space, providing insights into diffusion watermarking techniques.

7 Conclusion

In this paper, we adapt the principle of language watermarking to image diffusion and introduce a unified framework to dissect watermarking approaches for diffusion models along three distinct dimensions. By addressing vision-specific challenges in shape and channel dimensions, we innovatively instantiate an effective holistic model under this framework, maintaining high fidelity, and ensuring robust watermarking against various attacks. Extensive evaluations of text-to-image applications show our model outperforms state-of-the-art methods. We further validate its effectiveness on image-to-image diffusion models, highlighting a substantial advancement in digital watermarking.

References

- Ali Al-Haj. Combined dwt-dct digital image watermarking. *Journal of computer science*, 3(9):740–746, 2007.
- Daniel J Bernstein et al. Chacha, a variant of salsa20. In *Workshop record of SASC*, volume 8, pp. 3–5. Citeseer, 2008.
- Tim Brooks, Aleksander Holynski, and Alexei A Efros. Instructpix2pix: Learning to follow image editing instructions. In *Proceedings of the IEEE/CVF Conference on Computer Vision and Pattern Recognition*, pp. 18392–18402, 2023.
- Hai Ci, Pei Yang, Yiren Song, and Mike Zheng Shou. Ringid: Rethinking tree-ring watermarking for enhanced multi-key identification. *arXiv preprint arXiv:2404.14055*, 2024.
- Ingemar Cox, Matthew Miller, Jeffrey Bloom, Jessica Fridrich, and Ton Kalker. *Digital watermarking and steganography*. Morgan kaufmann, 2007.
- Joan Del Castillo. The singly truncated normal distribution: A non-steep exponential family. *Annals of the Institute of Statistical Mathematics*, 46:57–66, 1994.
- Prafulla Dhariwal and Alexander Nichol. Diffusion models beat gans on image synthesis. *Advances in neural information processing systems*, 34:8780–8794, 2021.
- Alexey Dosovitskiy, Lucas Beyer, Alexander Kolesnikov, Dirk Weissenborn, Xiaohua Zhai, Thomas Unterthiner, Mostafa Dehghani, Matthias Minderer, Georg Heigold, Sylvain Gelly, et al. An image is worth 16x16 words: Transformers for image recognition at scale. *arXiv preprint arXiv:2010.11929*, 2020.
- Weitao Feng, Wenbo Zhou, Jiyan He, Jie Zhang, Tianyi Wei, Guanlin Li, Tianwei Zhang, Weiming Zhang, and Nenghai Yu. Aqualora: Toward white-box protection for customized stable diffusion models via watermark lora. In *Forty-first International Conference on Machine Learning*, 2024.
- Pierre Fernandez, Alexandre Sablayrolles, Teddy Furon, Hervé Jégou, and Matthijs Douze. Watermarking images in self-supervised latent spaces. In *ICASSP 2022-2022 IEEE International Conference on Acoustics, Speech and Signal Processing (ICASSP)*, pp. 3054–3058. IEEE, 2022.
- Pierre Fernandez, Guillaume Couairon, Hervé Jégou, Matthijs Douze, and Teddy Furon. The stable signature: Rooting watermarks in latent diffusion models. In *Proceedings of the IEEE/CVF International Conference on Computer Vision*, pp. 22466–22477, 2023.
- A Galli, H Beucher, G Le Loc’h, B Doligez, and Heresim Group. The pros and cons of the truncated gaussian method. In *Geostatistical Simulations: Proceedings of the Geostatistical Simulation Workshop, Fontainebleau, France, 27–28 May 1993*, pp. 217–233. Springer, 1994.
- Mohamed Hamidi, Mohamed El Haziti, Hocine Cherifi, and Mohammed El Hassouni. Hybrid blind robust image watermarking technique based on dft-dct and arnold transform. *Multimedia Tools and Applications*, 77:27181–27214, 2018.
- Jamie Hayes and George Danezis. Generating steganographic images via adversarial training. *Advances in neural information processing systems*, 30, 2017.
- Martin Heusel, Hubert Ramsauer, Thomas Unterthiner, Bernhard Nessler, and Sepp Hochreiter. Gans trained by a two time-scale update rule converge to a local nash equilibrium. *Advances in neural information processing systems*, 30, 2017.
- John Kirchenbauer, Jonas Geiping, Yuxin Wen, Jonathan Katz, Ian Miers, and Tom Goldstein. A watermark for large language models. In *International Conference on Machine Learning*, pp. 17061–17084. PMLR, 2023.
- Deepa Kundur and Dimitrios Hatzinakos. A robust digital image watermarking method using wavelet-based fusion. In *Proceedings of International Conference on Image Processing*, pp. 544–547. IEEE, 1997.
- Sunil Lee, Chang D Yoo, and Ton Kalker. Reversible image watermarking based on integer-to-integer wavelet transform. *IEEE Transactions on information forensics and security*, 2(3):321–330, 2007.
- Luping Liu, Yi Ren, Zhijie Lin, and Zhou Zhao. Pseudo numerical methods for diffusion models on manifolds. *arXiv preprint arXiv:2202.09778*, 2022.

- Cheng Lu, Yuhao Zhou, Fan Bao, Jianfei Chen, Chongxuan Li, and Jun Zhu. Dpm-solver: A fast ode solver for diffusion probabilistic model sampling in around 10 steps. *Advances in Neural Information Processing Systems*, 35: 5775–5787, 2022.
- Shilin Lu, Zihan Zhou, Jiayou Lu, Yuanzhi Zhu, and Adams Wai-Kin Kong. Robust watermarking using generative priors against image editing: From benchmarking to advances. In *The Thirteenth International Conference on Learning Representations*.
- KA Navas, Mathews Cheriyan Ajay, M Lekshmi, Tampy S Archana, and M Sasikumar. Dwt-dct-svd based watermarking. In *2008 3rd international conference on communication systems software and middleware and workshops (COMSWARE’08)*, pp. 271–274. IEEE, 2008.
- Alec Radford, Jong Wook Kim, Chris Hallacy, Aditya Ramesh, Gabriel Goh, Sandhini Agarwal, Girish Sastry, Amanda Askell, Pamela Mishkin, Jack Clark, et al. Learning transferable visual models from natural language supervision. In *International conference on machine learning*, pp. 8748–8763. PMLR, 2021.
- Robin Rombach, Andreas Blattmann, Dominik Lorenz, Patrick Esser, and Björn Ommer. High-resolution image synthesis with latent diffusion models. In *Proceedings of the IEEE/CVF conference on computer vision and pattern recognition*, pp. 10684–10695, 2022.
- Nataniel Ruiz, Yuanzhen Li, Varun Jampani, Yael Pritch, Michael Rubinstein, and Kfir Aberman. Dreambooth: Fine tuning text-to-image diffusion models for subject-driven generation. In *Proceedings of the IEEE/CVF conference on computer vision and pattern recognition*, pp. 22500–22510, 2023.
- Jiaming Song, Chenlin Meng, and Stefano Ermon. Denoising diffusion implicit models. *arXiv preprint arXiv:2010.02502*, 2020.
- Matthew Tancik, Ben Mildenhall, and Ren Ng. Stegastamp: Invisible hyperlinks in physical photographs. In *Proceedings of the IEEE/CVF conference on computer vision and pattern recognition*, pp. 2117–2126, 2020.
- Ron G Van Schyndel, Andrew Z Tirkel, and Charles F Osborne. A digital watermark. In *Proceedings of 1st international conference on image processing*, pp. 86–90. IEEE, 1994.
- Yuxin Wen, John Kirchenbauer, Jonas Geiping, and Tom Goldstein. Tree-rings watermarks: Invisible fingerprints for diffusion images. *Advances in Neural Information Processing Systems*, 36, 2023.
- Zijin Yang, Kai Zeng, Kejiang Chen, Han Fang, Weiming Zhang, and Nenghai Yu. Gaussian shading: Provable performance-lossless image watermarking for diffusion models. In *Proceedings of the IEEE/CVF Conference on Computer Vision and Pattern Recognition*, pp. 12162–12171, 2024.
- Ning Yu, Vladislav Skripniuk, Sahar Abdelnabi, and Mario Fritz. Artificial fingerprinting for generative models: Rooting deepfake attribution in training data. In *Proceedings of the IEEE/CVF International conference on computer vision*, pp. 14448–14457, 2021.
- Kevin Alex Zhang, Lei Xu, Alfredo Cuesta-Infante, and Kalyan Veeramachaneni. Robust invisible video watermarking with attention. *arXiv preprint arXiv:1909.01285*, 2019.
- Lijun Zhang, Xiao Liu, Antoni V Martin, Cindy X Bearfield, Yuriy Brun, and Hui Guan. Attack-resilient image watermarking using stable diffusion. *Advances in Neural Information Processing Systems*, 37:38480–38507, 2024.
- Qinsheng Zhang and Yongxin Chen. Fast sampling of diffusion models with exponential integrator. *arXiv preprint arXiv:2204.13902*, 2022.
- Wenliang Zhao, Lujia Bai, Yongming Rao, Jie Zhou, and Jiwen Lu. Unipc: A unified predictor-corrector framework for fast sampling of diffusion models. *Advances in Neural Information Processing Systems*, 36, 2024a.
- Xuandong Zhao, Kexun Zhang, Zihao Su, Saastha Vasani, Ilya Grishchenko, Christopher Kruegel, Giovanni Vigna, Yu-Xiang Wang, and Lei Li. Invisible image watermarks are provably removable using generative ai. *arXiv preprint arXiv:2306.01953*, 2023a.
- Xuandong Zhao, Prabhanjan Vijendra Ananth, Lei Li, and Yu-Xiang Wang. Provable robust watermarking for ai-generated text. In *The Twelfth International Conference on Learning Representations*, 2024b.
- Yunqing Zhao, Tianyu Pang, Chao Du, Xiao Yang, Ngai-Man Cheung, and Min Lin. A recipe for watermarking diffusion models. *arXiv preprint arXiv:2303.10137*, 2023b.

Jiren Zhu, Russell Kaplan, Justin Johnson, and Li Fei-Fei. Hidden: Hiding data with deep networks. In *Computer Vision – ECCV 2018: 15th European Conference, Munich, Germany, September 8-14, 2018, Proceedings, Part XV*, pp. 682–697, Berlin, Heidelberg, 2018. Springer-Verlag. ISBN 978-3-030-01266-3. doi: 10.1007/978-3-030-01267-0_40. URL https://doi.org/10.1007/978-3-030-01267-0_40.

Appendix

Contents

A	More on experiments	17
A.1	Implementation Details	17
A.2	Pseudo Code of Proposed DiffKGW	17
A.3	Empirical Results on Instruct-pix2pix	18
A.4	Watermark Capacity and Identification	18
A.5	Ablation Study on Random Gaussian and Gaussian Ring	19
A.6	Ablation Study on Inference and Inversion Steps.	19
A.7	Performance on Different Diffusion Models	20
B	Proofs omitted in the main text	20
B.1	Proof of Lemma 1	20
B.2	Proof of Proposition 1	21
B.3	Proof of Proposition 2	22
B.4	Illustration of the Statistical Test	24
C	More on Visualization	25
D	Broader Impact Statement and Limitations	26
E	GenAI Usage Disclosure	26

A More on experiments

The code and model weights will be open-sourced after the review procedure.

A.1 Implementation Details

The attacks implemented in the paper include Gaussian blurring with a filter size of 4, Gaussian noise with a standard deviation of 0.05, JPEG compression with a ratio of 25%, and salt-and-pepper noise with a probability of 0.05. Additionally, we evaluate against brightness adjustments where the factor is set to 6, random cropping and resizing with a 75% ratio, rotation by 75 degrees, and horizontal and vertical flips with probabilities of 0.5 each. We also incorporate a generative model-based attack, DeNoise, as introduced by Zhao et al. (2023a), which leverages a diffusion model to denoise the output, aiming to remove any potential watermark.

For the Gaussian Ring Watermark, the watermark radius r ranges from 5 to 15, with an interval of 2. For the Random Gaussian Watermark, we divide the images into patches, with each patch containing 64 elements. Furthermore, to enhance the randomness and security of the watermark, we employ a stream key—a cryptographic key used in encryption algorithms to generate a sequence of pseudo-random values. Following Yang et al. (2024), we employ a stream key to encrypt the watermark, which consists of binary values (0/1), into a randomized version \mathbf{m} using an encryption method like ChaCha20 (Bernstein et al., 2008). The encrypted watermark W , now uniformly distributed, avoids detectable artifacts while maintaining alignment with the natural data distribution.

A.2 Pseudo Code of Proposed DiffKGW

In this subsection, we illustrate the pseudo-code of the algorithms in our proposed DiffKGW framework.

Algorithm 1 Gaussian Ring Watermarking (Channel c)

Require: $z_T^{(c)} \in \mathbb{R}^{h \times w}$, ring boundaries $\{r_0, r_1, \dots, r_K\}$, pre-randomized watermark bits $\{b_1, b_2, \dots, b_K\}$

- 1: **for** each pixel (i, j) in $z_T^{(c)}$ **do**
- 2: $\text{dist} \leftarrow \sqrt{(i - h/2)^2 + (j - w/2)^2}$
- 3: **for** $k = 1$ **to** K **do**
- 4: **if** $r_{k-1} \leq \text{dist} < r_k$ **then**
- 5: $m \leftarrow b_k$ ▷ Retrieve watermark bit for ring k
- 6: $z_T^{(c)}(i, j) \leftarrow \text{TruncatedGaussian}(m)$ Eq. (1)
- 7: **end if**
- 8: **end for**
- 9: **end for**
- 10: **return** $z_T^{(c)}$

Algorithm 2 Gaussian Random Watermarking (Channel c)

Require: $z_T^{(c)} \in \mathbb{R}^{h \times w}$, patch size p , pre-randomized watermark matrix $W \in \{0, 1\}^{(h/p) \times (w/p)}$

- 1: Partition $z_T^{(c)}$ into patches of size $p \times p$
- 2: **for** each patch k **do**
- 3: **for** each pixel (i_p, j_p) in the corresponding patch **do**
- 4: $m \leftarrow W(i_p, j_p)$ ▷ Retrieve watermark bit
- 5: $P^{(k)}(i_p, j_p) \leftarrow \text{TruncatedGaussian}(m)$ Eq. (1)
- 6: **end for**
- 7: **end for**
- 8: Combine all patches $\{P^{(1)}, P^{(2)}, \dots, P^{(p \times p)}\}$ to reconstruct $z_T^{(c)}$
- 9: **return** $z_T^{(c)}$

Algorithm 3 DiffKGW

Require: $z_T \in \mathbb{R}^{h \times w \times C}$, Decoder $D(\cdot)$, Rotation function $\text{rot}(\cdot)$, $L_{geo}(z_0, z_{\text{rot}0}) = \|D(z_0) - D(z_{\text{rot}0})\|_2^2$

- 1: **for** $c = 1$ to C **do**
- 2: Extract channel $z_T^{(c)}$
- 3: $I \leftarrow D(z_T)$, $I_{\text{rot}} \leftarrow D(\text{rot}(z_T))$
- 4: Compute gradient $g_c \leftarrow \left\| \frac{\partial L_{geo}}{\partial z_T^{(c)}} \right\|_2$
- 5: **end for**
- 6: $c^* \leftarrow \arg \max_c g_c$
- 7: **for** $c = 1$ to C **do**
- 8: **if** $c = c^*$ **then**
- 9: Apply **Gaussian Ring** (Alg. 1) on $z_T^{(c)}$
- 10: **else**
- 11: Apply **Gaussian Random** (Alg. 2) on $z_T^{(c)}$
- 12: **end if**
- 13: **end for**
- 14: **return** Watermarked latent \hat{z}_T

A.3 Empirical Results on Instruct-pix2pix

Table 6: AUC under each Attack for Instruct-pix2pix image-to-image diffusion, showing the effectiveness of our method over a number of augmentations.

Method	Clean	Rotation	JPEG	Cr. & Sc.	Blurring	GauNoise	Color Jitter	S&PNoise	DeNoise	Flip	Avg
Tree-Ring	0.751	0.586	0.689	0.653	0.695	0.625	0.615	0.673	0.602	0.605	0.649
Gaussian Shading	0.963	0.532	0.961	0.924	0.943	0.912	0.942	0.912	0.916	0.525	0.853
Ours	0.988	0.830	0.976	0.947	0.970	0.914	0.946	0.920	0.942	0.841	0.927

The experimental findings in Table 6 demonstrate that, even in the more challenging image-to-image diffusion scenarios, our method maintains high robustness across various attack types, with an average AUC of 0.927. In contrast, the performance of the Tree-Ring method significantly declines, possibly because it sets selected values to constants, heavily relying on inversion precision. In image-to-image settings, inversion is more difficult due to the absence of multiple inputs including the conditional editing prompt and input image during the inversion process. This highlights the strength of our method, which can achieve robustness even when inversion accuracy is compromised, further underscoring its effectiveness in complex scenarios.

A.4 Watermark Capacity and Identification

Table 7: Traceability and identification accuracy across 32 distinct watermark patterns.

Method	Clean	Rotation	JPEG	Cr. & Sc.	Color Jitter	GauNoise	Avg
Tree-Ring	0.435	0.012	0.401	0.045	0.412	0.505	0.302
Ours	1.000	0.828	0.992	0.984	0.980	0.982	0.961

The experimental results in Table 7 demonstrate the superior capacity and robustness of our watermarking method compared to the Tree-Ring approach. In our method, two distinct watermarks are injected into different channels, each carrying a and b bits of information. This results in 2^a and 2^b possible patterns for each channel, and when combined, the total capacity becomes 2^{a+b} . This significantly increases the capacity and enhances the distinguishability of the watermarks compared to constant value-based approaches like Tree-Ring. The results show that across various use cases and watermark patterns, our method consistently achieves high identification accuracy, while the Tree-Ring approach fails, especially under adversarial conditions.

These findings underscore the effectiveness of our method in maintaining both traceability and identification accuracy, even in challenging adversarial scenarios.

A.5 Ablation Study on Random Gaussian and Gaussian Ring

Table 8: Comparison of detection performance (TPR@1%FPR) across various methods under different attack scenarios, including Random Gaussian removal, Gaussian Ring removal, and the proposed method (Ours).

Method	Clean	Rotation	JPEG	Cr. & Sc.	Blurring	GauNoise	Color Jitter	S&PNoise	DeNoise	Flip	Avg
w/o Random Gaussian	1.000	0.841	0.966	0.954	0.937	0.923	0.982	0.984	0.931	0.997	0.952
w/o Gaussian Ring	1.000	0.011	1.000	1.000	0.986	0.994	0.988	0.996	1.000	0.015	0.799
Ours	1.000	0.852	1.000	1.000	1.000	0.996	0.996	1.000	1.000	0.998	0.984

The experimental results in the Table 8 show that both the Random Gaussian and Gaussian Ring watermark patterns are critical to the success of our method. The Random Gaussian watermark demonstrates greater robustness against noise-based attacks, as indicated by the high performance in noise-related tests (e.g., Salt & Pepper Noise: 0.996), while the Gaussian Ring watermark shows superior robustness to geometric transformations, such as rotation (0.011 for without Gaussian Ring, compared to 0.841 with Gaussian Ring). Despite this, both patterns perform well individually, achieving strong results across various attack scenarios. The combination of the two watermarks in our method results in the highest overall performance (average 0.984), demonstrating that these patterns are not only effective but also complementary, enhancing the overall robustness when used together.

A.6 Ablation Study on Inference and Inversion Steps.

Table 9: Detection TPR@1%FPR with different inversion and inference steps.

Inference Step	Inversion Step			
	10	25	50	100
10	0.975	0.976	0.973	0.970
25	0.968	0.978	0.981	0.981
50	0.965	0.967	0.984	0.982
100	0.965	0.966	0.977	0.984

The experimental findings in Table 10 demonstrate that different inversion steps consistently perform well in terms of detection accuracy, with minimal loss even when there is a mismatch between inference and inversion steps. In real-world scenarios, the exact inference step is often unknown, which can result in this mismatch. However, the table shows that detection performance remains robust across various combinations of steps. Given the efficiency of existing samplers and the optimal performance observed with 50 inversion steps, we select 50 steps as a balanced trade-off between accuracy and computational efficiency.

Table 10: Detection TPR@1%FPR with different encoding watermark bits per element.

# Bits	1	2	3
None	1.000	1.000	1.000
Adversarial	0.984	0.985	0.987
CLIP-Score	0.363	0.363	0.360

Encoding multiple k bits involves dividing the distribution into 2^k regions, designating one as the green region while treating all others as red. The detection performance remains comparable, with an increase in encoded bits generally enhancing detection. However, encoding too many bits per element may negatively impact overall image quality.

A.7 Performance on Different Diffusion Models

Our method is independent of custom model components, allowing seamless integration into various diffusion models (DMs). In the paper, we evaluate our method on InstructPix2Pix and Stable Diffusion (SD) V2.1. Additionally, we further validate its generalizability on SD V1.4, V2.0, and DreamBooth below, covering different architectures, training data, and objectives. Our method shows consistent robustness.

Model	SD v1.4			SD v2.0			DreamBooth		
	Clean	Adv.	CLIP-Score	Clean	Adv.	CLIP-Score	Clean	Adv.	CLIP-Score
Base Model	-	-	0.349	-	-	0.358	-	-	0.352
+Gaussian Shading	1.000	0.788	0.348	1.000	0.814	0.358	1.000	0.763	0.352
+Ours	1.000	0.976	0.349	1.000	0.987	0.358	1.000	0.969	0.353

B Proofs omitted in the main text

B.1 Proof of Lemma 1

Proof. Let Z be a random variable representing the value of an element in the latent representation. The pixel Z is sampled based on a watermark bit $B \in \{0, 1\}$, which determines the region of the Gaussian distribution from which Z is drawn.

The conditional distribution of Z given B is:

$$p_{Z|B}(z_T^e|w) = \begin{cases} 2\phi(z_T^e), & \text{if } z_T^e \in R(w), \\ 0, & \text{otherwise,} \end{cases}$$

where $\phi(x) = \frac{1}{\sqrt{2\pi}}e^{-x^2/2}$ is the standard normal probability density function, and $R(w)$ is defined as:

$$R(w) = \begin{cases} (-\infty, 0], & \text{if } w = 0, \\ (0, \infty), & \text{if } w = 1. \end{cases}$$

The watermark bits B are assumed to be independent and uniformly random, i.e., $P(B = 0) = P(B = 1) = \frac{1}{2}$. The marginal distribution of Z is then:

$$\begin{aligned} p_Z(z_T^e) &= \sum_{w \in \{0, 1\}} p_{Z|B}(z_T^e|w)P(B = w) \\ &= \frac{1}{2} \cdot 2\phi(z_T^e)\mathbf{1}_{z_T^e \leq 0} + \frac{1}{2} \cdot 2\phi(z_T^e)\mathbf{1}_{z_T^e > 0} \\ &= \phi(z_T^e) [\mathbf{1}_{z_T^e \leq 0} + \mathbf{1}_{z_T^e > 0}] \\ &= \phi(z_T^e). \end{aligned}$$

Therefore, Z marginally follows the standard normal distribution $\mathcal{N}(0, 1)$. □

We further provide the proof for the **generalized multi-bit setting** as follows.

Proof. Let $\mathbf{B} = (b_1, \dots, b_m) \in \{0, 1\}^m$ be independent, uniform watermark bits, and define

$$k(\mathbf{B}) = \sum_{j=1}^m b_j \cdot 2^{m-j} \in \{0, \dots, 2^m - 1\},$$

We define $k(\mathbf{B})$ as the integer index corresponding to the binary vector \mathbf{B} , establishing a one-to-one mapping between \mathbf{B} and its interval $R_{k(\mathbf{B})}$. Partition k into *equiprobable* intervals

$$R_k = \left(\Phi^{-1} \left(\frac{k}{2^m} \right), \Phi^{-1} \left(\frac{k+1}{2^m} \right) \right), \quad k = 0, 1, \dots, 2^m - 1,$$

so that $\Pr[Z \in R_k] = 2^{-m}$, where Φ and Φ^{-1} denote the standard-normal CDF and its inverse.

Define the conditional density of a latent element Z as

$$p_{Z|\mathbf{B}}(z | \mathbf{b}) = \begin{cases} 2^m \cdot \phi(z), & \text{if } z \in R_{k(\mathbf{b})}, \\ 0, & \text{otherwise,} \end{cases}$$

where $\phi(z) = \frac{1}{\sqrt{2\pi}} e^{-z^2/2}$.

Regardless of m , the marginal distribution of Z remains standard normal:

$$Z \sim \mathcal{N}(0, 1).$$

By marginalizing over \mathbf{B} ,

$$\begin{aligned} p_Z(z_T^e) &= \sum_{\mathbf{b} \in \{0,1\}^m} p_{Z|\mathbf{B}}(z_T^e | \mathbf{b}) P(\mathbf{B} = \mathbf{b}) \\ &= \sum_{k=0}^{2^m-1} 2^m \phi(z_T^e) \mathbf{1}_{R_k}(z_T^e) \cdot \frac{1}{2^m} \\ &= \phi(z_T^e) \sum_{k=0}^{2^m-1} \mathbf{1}_{R_k}(z_T^e) \\ &= \phi(z_T^e), \end{aligned}$$

since $\{R_k\}$ forms a disjoint cover of \mathbb{R} , the sum of indicator functions equals 1. \square

B.2 Proof of Proposition 1

Proof of Proposition 1. Consider the initial latent representation z_T in a diffusion model, where the probability of correctly detecting a watermark for an individual pixel is r . Given p patches, each containing n elements, and assuming $p \gg 1$, we can treat the detection outcomes across different patches as independent.

Let X_i denote the detection outcome for the pixel in the i -th patch, where

$$X_i = \begin{cases} 1 & \text{if the watermark is correctly detected in } i\text{-th patch,} \\ 0 & \text{otherwise.} \end{cases}$$

Each X_i is a Bernoulli random variable with parameter r , i.e., $X_i \sim \text{Bernoulli}(r)$.

Define $S = \sum_{i=1}^p X_i$ as the total number of patches where the watermark is correctly detected. The proportion of correctly detected patches is then $Z = \frac{S}{p}$. The mean and variance of Z are

$$\mathbb{E}[Z] = r \quad \text{and} \quad \text{Var}(Z) = \frac{r(1-r)}{p}.$$

Under the condition that $p \gg 1$ and that the patches are sufficiently independent, the Central Limit Theorem implies that the distribution of Z can be approximated by a Gaussian distribution:

$$Z \approx \mathcal{N} \left(r, \frac{r(1-r)}{p} \right).$$

We are interested in the probability r_p that the proportion of correctly detected patches exceeds $\frac{1}{2}$:

$$r_p = P\left(Z > \frac{1}{2}\right).$$

Using the normal approximation, this probability can be expressed as

$$\begin{aligned} r_p &\approx P\left(\mathcal{N}\left(r, \frac{r(1-r)}{p}\right) > \frac{1}{2}\right) \\ &= \Phi\left(\frac{r - \frac{1}{2}}{\sqrt{\frac{r(1-r)}{p}}}\right) \\ &= \Phi\left(\frac{(r - \frac{1}{2})\sqrt{p}}{\sqrt{r(1-r)}}\right), \end{aligned}$$

where Φ is the cumulative distribution function of the standard normal distribution.

Thus, the probability r_p of jointly detecting the watermark across all p patches is approximated by

$$r_p \approx \Phi\left(\frac{(r - \frac{1}{2})\sqrt{p}}{\sqrt{r(1-r)}}\right),$$

□

B.3 Proof of Proposition 2

Proof. We first show that the correlation between any two different elements z_T^{ijk} and $z_T^{i'j'k'}$ in the tensor is given by

$$\text{Corr}(z_T^{ijk}, z_T^{i'j'k'}) = \frac{2}{\pi} \cdot \frac{p-1}{|z_T|-1}.$$

Consider two elements X and Y within a latent representation divided into p patches, each containing n pixels, totaling $|z_T| = pn$ pixels. Pixels within the same patch share a common watermark bit W , while those in different patches have independent watermark bits.

$$\text{Cov}(X, Y) = \mathbb{E}[XY] - \mathbb{E}[X]\mathbb{E}[Y].$$

Given $\mathbb{E}[X] = \mathbb{E}[Y] = 0$, this simplifies to:

$$\text{Cov}(X, Y) = \mathbb{E}[XY].$$

When X and Y are in the same position across different patches, they share the same watermark bit W . Given W , X and Y are independent and follow a Half-Normal Distribution with variance $\sigma^2 = 1$.

The probability density function (PDF) of a Half-Normal Distribution with variance $\sigma^2 = 1$ is

$$f_Y(y) = \sqrt{\frac{2}{\pi}} \exp\left(-\frac{y^2}{2}\right), \quad y \geq 0.$$

The expectation $\mathbb{E}[Y]$ is calculated as

$$\begin{aligned} \mathbb{E}[Y|W=1] &= \int_0^\infty y \cdot f_Y(y) dy \\ &= \sqrt{\frac{2}{\pi}} \int_0^\infty \sqrt{2t} \cdot e^{-t} \cdot \frac{1}{\sqrt{2t}} dt \quad (\text{where } t = \frac{y^2}{2}) \\ &= \sqrt{\frac{2}{\pi}}. \end{aligned}$$

Similarly, for $W = 0$,

$$\mathbb{E}[Y|W = 0] = -\sqrt{\frac{2}{\pi}}.$$

Since X and Y are independent given W ,

$$\mathbb{E}[XY|W] = \mathbb{E}[X|W]\mathbb{E}[Y|W] = \left(\sqrt{\frac{2}{\pi}}\right)^2 = \frac{2}{\pi}.$$

When X and Y are in different positions across different patches, their watermark bits W_X and W_Y are independent. Therefore,

$$\mathbb{E}[XY|\text{Different Positions}] = \mathbb{E}[X]\mathbb{E}[Y] = 0.$$

The probability that two randomly selected pixels are in the same position across different patches is

$$P_s = \frac{\#\text{Same Position}}{\#\text{Total}} = \frac{p-1}{np-1}$$

Combining the cases, we have

$$\mathbb{E}[XY] = P_s \cdot \frac{2}{\pi} + (1 - P_s) \cdot 0 = \frac{2}{\pi} \cdot \frac{p-1}{np-1}.$$

Given that $\text{Var}(X) = \text{Var}(Y) = 1$, the correlation ρ is:

$$\rho = \text{Corr}(X, Y) = \frac{\text{Cov}(X, Y)}{\sqrt{\text{Var}(X)\text{Var}(Y)}} = \frac{2}{\pi} \cdot \frac{p-1}{np-1}.$$

□

Furthermore, we prove the normalized Bures–Wasserstein (BW) distance \hat{d}_{BW} between the watermarked sampling distribution and $\mathcal{N}(0, I)$ is at most

$$\hat{d}_{\text{BW}}(z_T, \mathcal{N}(0, I)) \leq \rho = \frac{2}{\pi} \cdot \frac{p-1}{|z_T| - 1}.$$

Let Σ be the covariance matrix of a centered Gaussian latent distribution with correlation parameter ρ as defined in our paper. Then the normalized Bures–Wasserstein distance \hat{d}_{BW} between this distribution and the standard normal $\mathcal{N}(0, I_{np})$ satisfies

$$\hat{d}_{\text{BW}} = \frac{BW^2}{np} < \rho,$$

i.e., the normalized Bures–Wasserstein distance (BW²) is upper bounded by the correlation ρ .

$$BW^2 = \text{Tr}(\Sigma) + \text{Tr}(I_{np}) - 2\text{Tr}(\Sigma^{1/2})$$

is the squared Bures–Wasserstein distance between a Gaussian distribution with covariance Σ and the standard normal $\mathcal{N}(0, I_{np})$. Consider a spiked covariance structure

$$\Sigma = (1 - \rho)I_{np} + \rho\mathbf{1}\mathbf{1}^\top, \quad \mathbf{1} = (1, \dots, 1)^\top \in \mathbb{R}^{np},$$

so that $\text{Tr}(\Sigma) = np$, which is a constant denotes the size of z_T .

Factor out $(1 - \rho)$:

$$\Sigma = (1 - \rho)(I_{np} + uu^\top), \quad u = \sqrt{\frac{\rho}{1 - \rho}} \mathbf{1},$$

where $u^\top u = \frac{\rho}{1 - \rho} np = \Theta(np)$.

For a rank-1 perturbation $S = I + uu^\top$, a rank-1 update admits a closed-form square root:

$$S^{1/2} = I + \frac{\sqrt{1 + u^\top u} - 1}{u^\top u} uu^\top.$$

Hence

$$\Sigma^{1/2} = \sqrt{1 - \rho} I_{np} + \mathcal{O}((np)^{-1}) \mathbf{1}\mathbf{1}^\top,$$

and its trace is

$$\text{Tr}(\Sigma^{1/2}) = \sqrt{1 - \rho} np + \mathcal{O}(1).$$

Plugging this into the BW formula gives

$$BW^2 = np + np - 2(\sqrt{1 - \rho} np + \mathcal{O}(1)) = 2np(1 - \sqrt{1 - \rho}) - \mathcal{O}(1).$$

Using the identity

$$1 - \sqrt{1 - \rho} = \frac{\rho}{1 + \sqrt{1 - \rho}},$$

we obtain

$$BW^2 = 2np \frac{\rho}{1 + \sqrt{1 - \rho}} - \mathcal{O}(1) < npp.$$

Thus, for large np ,

$$\boxed{\frac{BW^2}{np} < \rho},$$

meaning the normalized Bures–Wasserstein distance is bounded by ρ .

B.4 Illustration of the Statistical Test

In this work, our primary focus is on evaluating the actual performance of the watermarking method. However, a statistical analysis can also be derived. Let $m \in \{0, 1\}^k$ represent a k -bit (independent) watermark embedded in the model. We extract the message m' from an image x and compare it with m . As outlined in previous works, the detection test is based on the number of matching bits, $A(m, m')$. Specifically, if

$$A(m, m') \geq \tau \quad \text{where} \quad \tau \in \{0, \dots, k\},$$

then the image is flagged. This approach provides a level of robustness against imperfections in the watermarking process.

Formally, we test the statistical hypothesis H_1 : "image x was generated by the watermarked model" against the null hypothesis H_0 : "image x was not generated by the watermarked model." Under H_0 (i.e., for non-watermarked images), we assume that the bits m'_1, \dots, m'_k are independent and identically distributed (i.i.d.)

Bernoulli random variables with a parameter of 0.5. Consequently, $A(m, m')$ follows a binomial distribution with parameters $(k, 0.5)$. This assumption has been experimentally validated.

The theoretical FPR is defined as the probability that $A(m, m')$ exceeds the threshold τ . It is calculated using the CDF of the binomial distribution. A closed-form expression can be derived using the regularized incomplete beta function $I_x(\alpha; \beta)$:

$$\text{FPR}(\tau) = \mathbb{P}(M > \tau | H_0) = I_{1/2}(\tau + 1, k - \tau).$$

C More on Visualization

In this section, we provide additional generation results to illustrate that our watermarking method maintains comparable generation quality. Results for Stable-Diffusion prompts are presented in Table 11 and Table 12, while generation results for MS-COCO captions, including the textual prompts, generated images, and corresponding realistic images from the MS-COCO dataset, are shown in Table 13 and Table 14.

All generated images effectively capture the information conveyed by the textual prompts. In some cases, the watermarked images show slight improvements in quality (e.g., the 1st prompt from Stable-Diffusion), while others exhibit minor degradation (e.g., the 2nd prompt from MS-COCO), which can be attributed to the inherent randomness in the input Gaussian representation. These examples illustrate the robustness of our watermarking approach, as the visual quality of the generated images remains consistent, and the watermarking process does not interfere with the generation fidelity.

D Broader Impact Statement and Limitations

Broader Impact Statement. Our work aims to enhance the safety and accountability of diffusion-based generative models by enabling reliable watermarking. This helps detect AI-generated content, prevent misuse, and promote responsible deployment in real-world applications.

Limitations. Our method primarily focuses on robustness against spatial perturbations (e.g., cropping, rotation) and common post-processing operations. However, it may be less effective under extreme distribution shifts or adversarial removal attacks specifically crafted to disrupt the frequency-domain signal used in watermarking. Additionally, our detection framework assumes access to a partial or full reverse diffusion process, which may not always be feasible in real-world scenarios with closed-source models.

E GenAI Usage Disclosure

During the preparation of this manuscript, we made controlled use of large language models (LLMs), specifically ChatGPT, as an auxiliary writing tool. The LLM was used solely for stylistic refinement, such as improving the fluency, grammar, and readability of paragraphs originally drafted by the authors. All scientific content, including the conceptual development, methodology, experimental design, and main narrative of the paper, was fully conceived, written, and validated by the authors without reliance on LLMs. Therefore, the LLMs served exclusively in a supportive editing role.











Prompt	Non-watermarked	Watermarked
a portrait of a girl skull face, marilyn monroe, in the style of artgerm, charlie bowater, atey ghailan and mike mignola, vibrant colors and hard shadows and strong rim light, plain background, comic cover art, trending on artstation		
a very beautiful anime cute girl, full body, long wavy blond hair, sky blue eyes, full round face, short smile, fancy top, miniskirt, front view, medium shot, mid-shot, laying in bed, highly detailed, cinematic wallpaper by Stanley Artgerm Lau		
overgrown foliage overtaking massive japanese temples, underwater environment, borealis, scenery, professional, award-winning, trending on artstation, hyper detailed, realistic, beautiful, emotional, shiny, golden, picture		
a high detail photograph of manhattan after being destroyed by an alien race, building, avenue, urban architecture, americana architecture, concrete architecture, paved roads, by thomas kinkade trending on artstation, photorealistic, wild vegetation, utopian, futuristic, blade runner		
digital detailed portrait of anthromorphic female hyena, in style of zootopia, fursona, furry, furaffinity, 4 k, deviantart, wearing astronaut outfit, in style of disney zootopia, floating in space, space background, in deep space, dark background, hyena fursona, cyberpunk, female, detailed face, style of artgerm		

Table 11: Stable-Diffusion Prompts with corresponding non-watermarked and watermarked images. All images well capture the textual prompt information. Some watermarked images demonstrate slight improvements (e.g., the 5th) compared to the non-watermarked versions, while some show minor degradation (e.g., the 4th), attributed to the randomness inherent in the input Gaussian representation.











Prompt	Non-watermarked	Watermarked
movie poster, game about deep caves and void monsters, cinematic light, clean linework, finely detailed, 4 k, trending on artstation, concept art by stanley lau		
a simple micro-service deployed to a public cloud, security, attack vector, trending on Artstation, painting by Jules Julien, Leslie David and Lisa Frank, muted colors with minimalism		
symmetry!! portrait of a female sorcerer, dark fantasy, intricate, elegant, highly detailed, my rendition, digital painting, artstation, concept art, smooth, sharp focus, illustration, art by artgerm and greg rutkowski and alphonse mucha and huang guangjian and gil elvgren and sachin teng		
pastel landscape of an anime field. clean sharp digital art, environment concept art, by rossdraws, ghibli, breath of the wild, greg rutkowski		
a tiny worlds by greg rutkowski, sung choi, mitchell mohrhauser, maciej kuciara, johnson ting, maxim verehin, peter konig, bloodborne, 8 k photorealistic, cinematic lighting, hd, high details, dramatic, dark atmosphere, trending on artstation		

Table 12: Stable-Diffusion Prompts with corresponding non-watermarked and watermarked images. All images well capture the textual prompt information. Some watermarked images demonstrate slight improvements (e.g., the 2nd) compared to the non-watermarked versions, while some show minor degradation (e.g., the 3rd), attributed to the randomness inherent in the input Gaussian representation.



















Prompt	Realistic	Non-watermarked	Watermarked
Two bear cubs are playing together in water			
A boat is on calm water by a tree			
A bowl full of marshmallows, chocolate, and other delicious treats			
A cat is lying covered in bed with white sheets			
A cute little teddy bear on a mantle near a vintage photo			
A dog that is laying down on a bed			

Table 13: MS-COCO Captions with corresponding realistic, non-watermarked, and watermarked images. All generated images capture the textual prompt information well. Some watermarked images demonstrate slight improvements (e.g., the 4-6th) compared to the non-watermarked versions, while some show minor degradation (e.g., the 1st), attributed to the randomness inherent in the input Gaussian representation.


















Prompt	Realistic	Non-watermarked	Watermarked
A quiet city street shows buildings, cars, and people			
A person on a horse with large snow capped mountains in the background			
A living room with a white sofa and a gray rug			
A person riding skis on a snowy slope			
A plate of food with a fried egg and colorful vegetables			
There are two green small boats in the woods			

Table 14: MS-COCO Captions with corresponding realistic, non-watermarked, and watermarked images. All generated images capture the textual prompt information well. Some watermarked images demonstrate slight improvements (e.g., the 1st) compared to the non-watermarked versions, while some show minor degradation (e.g., the 2nd), attributed to the randomness inherent in the input Gaussian representation.