

EvoNarrator: Modeling Scientific Evolution for Feasible Hypothesis Generation

Anonymous ACL submission

Abstract

Scientific discovery evolution does not emerge in isolation but stems from the structural deepening and recombination of existing functionalities. However, current automated hypothesis generation methods, constrained by the statistical co-occurrence nature of Large Language Models (LLMs), lack perception of temporal causality and the "evolutionary patterns" inherent in scientific development. Consequently, they often yield superficial combinations that are logically infeasible. To address this, we propose **EvoNarrator**, a framework for hypothesis generation based on evolutionary narratives. We first extract structured P-M-L-F (Problem, Method, Limitation, Future Work) quadruples from citation networks. Subsequently, we introduce the **SocketMatch** mechanism, which eliminates logical disconnects between methods and problems by assessing their deep semantic compatibility. Finally, utilizing three evolutionary patterns, Divergence, and Convergence we constrain the generation process within historically logical derivation paths. Double-blind expert reviews confirm EVONARRATOR's superior logicity (4.80/5.00) and predictive foresight via hindcasting experiments. Crucially, ablation studies reveal that integrating evolutionary patterns shifts the paradigm from conservative incrementalism to theoretically grounded structural innovation. The code is available at <https://anonymous.4open.science/r/EvoNarrator-A663>.

1 Introduction

Scientific research can be conceptualized as an evolutionary process characterized by the recombination of antecedent components to resolve emerging challenges. This perspective aligns with W. Brian Arthurs analysis in *The Nature of Technology*, which posits that technological evolution does not occur *ex nihilo*; rather, it arises from

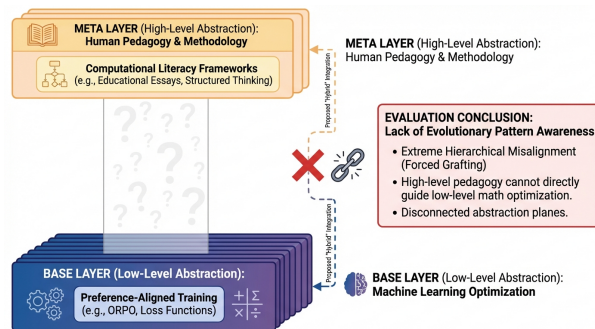


Figure 1: An illustrative case of "Lack of Evolutionary Pattern Awareness."

the structural deepening and novel reconfiguration of existing functional elements (Arthur, 2009). However, the exponential growth of literature creates severe "cognitive overload," preventing researchers from manually discerning evolutionary threads or identifying innovation opportunities. Consequently, Automated Hypothesis Generation has become a critical challenge in AI for Science.

While Large Language Models (LLMs) excel at creative brainstorming (Si et al., 2024; Kumar et al., 2025), they struggle with rigorous scientific inquiry due to a lack of **Evolutionary Pattern Awareness**. Relying on semantic co-occurrence rather than temporal causality, current models often suggest superficial "hybridizations" such as applying high-level educational frameworks to low-level loss optimization (Figure 1) which are textually novel but technically infeasible. Neglecting structural patterns (e.g., Method Y improving Method X) leads to logical hallucinations rather than actionable insights.

To address this, we propose **EvoNarrator**, a framework based on **Evolutionary Narrative**. We posit that a high-quality hypothesis is not a random sample, but the inevitable "next step" in the scientific network. We first extract structured **P-M-L-F** quadruples (Problem, Method, Limitation,

Future Work) from citation networks. We then introduce **SocketMatch**, a mechanism that calculates deep semantic compatibility to translate vague citations into explicit logical operators (e.g., *Overcomes*, *Adapts_to*). Finally, we elevate these micro-connections into macro evolutionary patterns *Chain*, *Divergence*, and *Convergence* to target specific unresolved limitations. This transforms hypothesis generation from open-ended writing into constrained logical deduction, ensuring generated hypothesis are both feasible and justifiable.

Our main contributions are:

- **Evolutionary Narrative Framework:** We model hypothesis generation as a dynamic, history-aware evolutionary process rather than static text completion.
- **SocketMatch Mechanism:** A fine-grained alignment algorithm that resolves the "supply-demand mismatch" of innovation elements via explicit logical operators.
- **Pattern-Driven Generation:** By formalizing evolutionary patterns, our method generates hypotheses with clear rationales, significantly outperforming baselines in Dual-Perspective Arena evaluations.

2 Related Work

Evolution-Aware Scientific Analysis. Understanding the trajectory of scientific evolution is a prerequisite for generating plausible hypotheses. Early approaches primarily relied on citation topologies such as citation counts and PageRank (Bai et al., 2020; Cole and Boutet, 2023) to identify influential works, yet they neglected the semantic nuances of why citations occur. To decode citation motives, research shifted toward citation intent classification. Techniques have evolved from rule-based matching (Valenzuela-Escarcega et al., 2015) to deep learning architectures (CNNs, Transformers) (Budi and Yaniasih, 2022), graph embeddings (Berrebbi et al., 2022), and prompt learning (Lahiri et al., 2023), aiming to capture fine-grained contextual intent. However, these methods typically analyze isolated citation instances, fragmenting the continuous evolutionary process and failing to capture the *Long-range Causal Chains* essential for understanding scientific lineage.

Automated Hypothesis Generation. Early methods mined potential ideas from the static structure of literature, such as identifying missing links between concepts (Rzhetsky et al., 2015) or applying mechanism-transfer analogies (Hope et al., 2017; Amini et al., 2020). Recent agent-based frameworks introduce procedural control over generation. Works like ResearchAgent (Baek et al., 2024) and SciMONSI (Wang et al., 2023) integrate LLMs with knowledge graphs to synthesize novel intersections between previously disjoint concepts. Furthermore, approaches like CoI (Li et al., 2024) construct ordered literature chains to reduce noise, while domain-specific agents like MOOSEChem (Yang et al., 2024) integrate external tools for automated planning. While these methods excel at enhancing *Novelty*, they often fall into the trap of "combinatorial innovation": they tend to stochastically patch concepts together, disregarding the intrinsic logic and historical inertia of scientific development.

3 Method

To mimic the intrinsic logic of scientific discovery and generate well-founded hypotheses, we propose EVONARRATOR, a training-free neuro-symbolic framework that reconstructs fragmented literature into cohesive evolutionary narratives. As shown in Figure 2, the framework coordinates macro-topology construction with micro-causal reasoning through four stages: **(1) Evolutionary Graph Construction:** Builds a dynamic citation topology with spatiotemporal awareness; **(2) Deep Semantic Gene Extraction:** Decouples unstructured text into fine-grained scientific entities via multi-agent collaboration; **(3) SocketMatch Causal Inference:** Transforms static citation links into explicit logical operators via structured matching; **(4) Pattern-Driven Generation:** Identifies high-potential evolutionary paths to guide the LLM in synthesizing hypotheses that are both innovative and historically justifiable.

3.1 Evolutionary Graph Construction

We formalize the target domain literature as a time-varying directed graph $G = (\mathcal{V}, \mathcal{E})$. To capture the domain frontier while maintaining relevance, we devise a **Dynamic Hybrid Expansion Strategy**. First, utilizing GPT-4o to generalize user query Q into a semantic set Q' (details in Appendix C.1), we initialize seed nodes \mathcal{S}_0 via a hybrid score

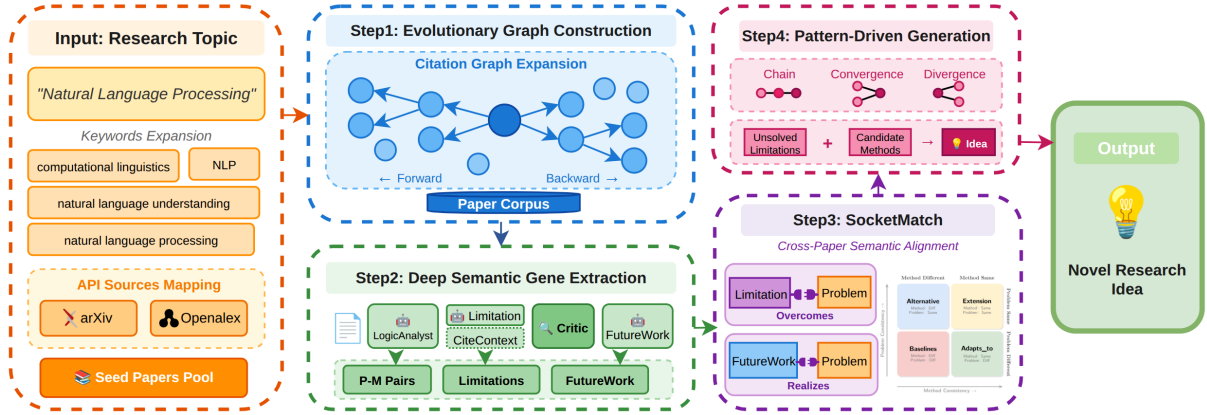


Figure 2: The EVONARRATOR framework comprises four phases: (1) **Evolutionary Graph Construction** retrieves and structures the literature; (2) **Deep Semantic Gene Extraction** parses unstructured text into P-M-L-F quadruples; (3) **SocketMatch** infers explicit logical operators between citations; (4) **Pattern-Driven Generation** synthesizes novel hypotheses along identified evolutionary paths.

$S(d) = \alpha \cdot \hat{N}_{cit}(d) + (1 - \alpha) \cdot \text{Rel}(d, \mathcal{Q}')$, balancing citation impact \hat{N}_{cit} and semantic relevance Rel . Subsequently, we perform depth- k bi-directional snowballing anchored on \mathcal{S}_0 . To curb thematic drift, we introduce **Co-citation Gating**: a candidate v is included only if its co-citation frequency with current graph nodes satisfies $\text{Freq}(v) \geq \eta$. To address citation lag, we implement **Frontier Injection**: retrieving high-potential papers from the last T months and forcing high-similarity nodes (based on embedding cosine similarity with the graph centroid) into the graph. Finally, we complete missing edges to form a dense citation closure containing the full historical context.

3.2 Deep Semantic Gene Extraction

Standard metadata is insufficient for logical reasoning. We parse each paper $d \in \mathcal{V}$ into a structured gene quadruple $\mathcal{G}_d = (P, M, L, F)$ (Problem, Method, Limitation, Future Work). Multi-agent collaboration ensures efficiency and precision: **(1) Causal Alignment**: Rather than independent extraction, we enforce the extractor \mathcal{A}_{ext} to identify "Problem-Solution Pairs," ensuring M is a direct logical response to P . **(2) Dual-Perspective Fusion**: To eliminate author bias, the final limitation L integrates internal self-disclosure (L_{int}) with external criticism from citing papers (L_{ext}), i.e., $L = L_{int} \cup L_{ext}$. **(3) Reflection Loop**: A critic agent \mathcal{A}_{crit} validates completeness and consistency, iteratively refining \mathcal{G}_d until quality thresholds are met.

3.3 SocketMatch

The SocketMatch mechanism reconstructs undirected citation edges into directed evolutionary links with explicit causal logic, leveraging the extracted deep genes (PMLF).

The Plug-Socket Model. We define the predecessor u 's elements (M_u, L_u, F_u) as "Sockets" and the successor v 's M_v as a "Plug". Analyzing P_u and P_v alongside citation context C_{uv} , an evolutionary relationship is established if and only if the *Plug* semantically fills the *Socket*. To avoid the ambiguity of traditional similarity matching, we design a discriminant function Φ utilizing the zero-shot reasoning of LLMs to conduct a "scientific review" on $(\text{Socket}, \text{Plug})$. The output includes structured JSON containing `is_match`, reasoning, and confidence (Implementation details in Appendix C.3).

Hierarchical Decision. Since a paper may simultaneously extend and cite a predecessor, we define a priority function $f : \mathcal{M} \rightarrow \mathcal{T}$ (Algorithm 1) to resolve conflicts. We follow a "**Necessity First**" principle: *Overcomes* > *Realizes* > *Adapts* > *Extends/Alternative* > *Baseline*. This prioritizes disruptive evolutionary leaps. As illustrated in Figure 3, this logic distinguishes trajectories within the Transformer family: BERT (M_{bert}) resolving Transformer's unidirectionality (L_{trans}) is classified as OVERCOMES, whereas ViT (M_{vit}) actualizing the visual processing vision (F_{trans}) is classified as REALIZES.

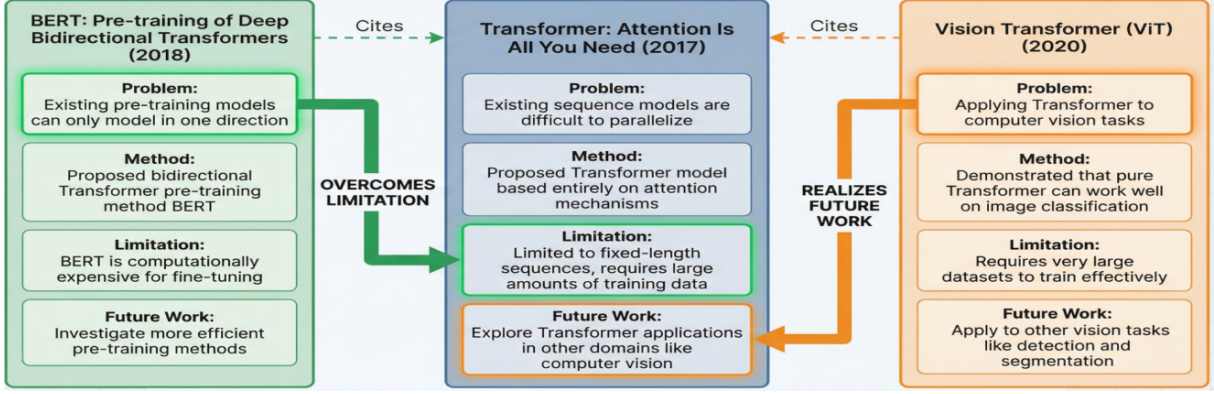


Figure 3: SocketMatch Case Study: Divergent evolutionary paths from a common parent (Transformer).

Algorithm 1 SocketMatch Evolutionary Hierarchy Inference

Require: Predecessor u , Successor v , Genes $\mathcal{G}_u, \mathcal{G}_v$, Context C_{uv}
Ensure: Evolutionary Relation Type $r_{u \rightarrow v}$

- 1: **Initialize:**
- 2: $Plug_v \leftarrow \mathcal{G}_v.M, Socket_u \leftarrow \mathcal{G}_u.M$
- 3: $Socket_{Lim} \leftarrow \mathcal{G}_u.L, Socket_{Fut} \leftarrow \mathcal{G}_u.F$
- 4: $\Phi(\cdot)$: LLM-based semantic entailment function
- 5: **Step 1: Detect Vertical Breakthrough**
- 6: **if** $\Phi_{solve}(Socket_{Lim}, Plug_v, C_{uv}) > \tau$ **then**
- 7: **return** OVERCOMES {Resolves specific pain point}
- 8: **end if**
- 9: **Step 2: Detect Blueprint Realization**
- 10: **if** $\Phi_{realize}(Socket_{Fut}, Plug_v, C_{uv}) > \tau$ **then**
- 11: **return** REALIZES {Achieves specific future vision}
- 12: **end if**
- 13: **Step 3: Detect Horizontal Adaptation**
- 14: **if** $\Phi_{reuse}(Socket_u, Plug_v, C_{uv}) > \tau$ **and** $\Delta_{dom}(\mathcal{G}_u.P, \mathcal{G}_v.P) \in \mathcal{K}_{cross}$ **then**
- 15: **return** ADAPTS_TO {Method reuse across domains}
- 16: **end if**
- 17: **Step 4: Detect Methodological Evolution**
- 18: **if** $\Delta_{dom}(\mathcal{G}_u.P, \mathcal{G}_v.P) \in \mathcal{K}_{similar}$ **then**
- 19: **if** $\Phi_{inh}(Socket_u, Plug_v, C_{uv}) > \tau$ **then**
- 20: **return** EXTENDS {Architecture improvement within task}
- 21: **else if** $\Phi_{div}(Socket_u, Plug_v, C_{uv}) > \tau$ **then**
- 22: **return** ALTERNATIVE {Competing approach within task}
- 23: **end if**
- 24: **end if**
- 25:
- 26: **return** BASELINE {Default: Comparison only}

3.4 Pattern-Driven Generation

We synthesize feasible hypotheses by identifying evolutionary threads on the logic-enhanced graph.

Pattern Recognition and Pruning. To extract a robust logical skeleton, we prune weak semantic connections (Baseline) via bi-directional BFS. Starting from seeds or high-coverage nodes, we identify three core evolutionary patterns (Figure 4): *Chain* (sequential evolution), *Divergence*

(domain expansion), and *Convergence* (paradigm synthesis).

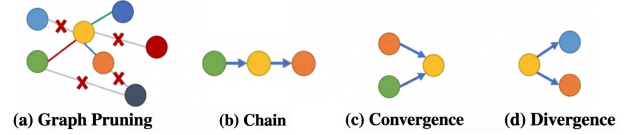


Figure 4: Key Evolutionary Patterns: Chain Iteration, Branching Divergence, and Multi-source Convergence.

Dual-Track Pooling. We automatically construct a problem space (S_{prob}) and a method space (S_{meth}) from the graph topology:

$$S_{prob} = \left\{ n \in \mathcal{V} \mid \begin{array}{l} \text{Out}_{OVER}(n) = \emptyset \\ \vee \text{Out}_{REAL}(n) = \emptyset \end{array} \right\} \quad (1)$$

This set captures "unconquered" limitations or "unrealized" future works, representing current scientific voids.

$$S_{meth} = \left\{ m \in \mathcal{V} \mid \begin{array}{l} \text{In}_{EXT}(m) \geq k \\ \vee \exists e_{m \rightarrow \cdot} \in \text{ADAPTS} \end{array} \right\} \quad (2)$$

This set filters for mature methods with high reuse rates or proven transferability.

Generative Hypothesis Synthesis. The system performs evidence-based reasoning: selecting an open socket $s_{target} \in S_{prob}$ at the end of an evolutionary path and retrieving the best matching plug $m_{cand} \in S_{meth}$, the LLM generates hypothesis H (details in Appendix C.4):

$$H = \text{LLM}(\text{Context}(\text{Path}), s_{target}, m_{cand}) \quad (3)$$

This mechanism ensures the generated hypothesis is supported by historical logic and methodologically feasible.

4 Experiments

4.1 Experimental Settings

Data. We target "Natural Language Processing" as the domain of interest. To ensure the knowledge base represents a *Dense Logical Closure* rather than a sparse collection, we enforce a strict filtering protocol: performing depth-3 bi-directional snowballing from 5 representative seed papers. This constructs a high-fidelity evolutionary graph containing 226 nodes (papers) and 282 edges (citations) spanning 1980-2025. Notably, despite the compact node count, this subgraph fully captures the evolutionary "skeleton" of the subfield, enabling computationally intensive semantic reasoning that is infeasible on massive raw corpora.

Implementation Details. We employ GPT-4o (Temperature=0.3) as the backbone, generating 17 hypotheses based on the constructed graph. To validate the reliability of *EvoNarrator*, we conduct comparative experiments on the pivotal *Deep Semantic Gene Extraction* and *SocketMatch* modules (detailed evaluation in Appendix A).

Baselines. We benchmark EVONARRATOR against three levels of hypothesis generation systems:

1. **Naive LLM:** Uses standard GPT-4o with a sophisticated "Research Scientist" system prompt (see Appendix ??), serving as the zero-shot ceiling for general-purpose models.
2. **Standard RAG:** Implements a canonical Retrieval-Augmented Generation pipeline. It indexes the parsed textual content of the papers and retrieves relevant chunks based on semantic similarity, using GPT-4o to generate ideas based on this retrieved context (see Appendix ??).
3. **SOTA Agents:** (i) **CoI-Agent** (Li et al., 2024): A framework organizing literature into ordered chains. We select this to represent "Linear Contextualization," assessing whether stacking prior knowledge is sufficient for high-quality generation without non-linear topological reasoning. (ii) **MOOSEChem** (Yang et al., 2024): A SOTA autonomous agent for chemical synthesis via tool integration. We adapt this "Iterative Planning Paradigm" to our task to investigate if

general iterative search (zero-shot transfer) can rival topology-aware reasoning.

4. **Ablation (w/o Path):** A variant removing evolutionary path awareness while retaining *Unsolved Limitations* and *Candidate Methods*. This validates whether the logical trajectory is essential or if simple component recombination suffices.

Evaluation Metrics. Scientific creativity is inherently subjective. To mitigate bias, we devise a rigorous dual-track protocol:

- **Criteria:** We use a 1-5 Likert Scale across four dimensions (Table 1): *Novelty* (uniqueness), *Feasibility* (technical soundness), *Theoretical* (rationale via limitations), and *Logical* (problem-solution alignment). Detailed scoring guidelines are provided in Appendix D.
- **Carbon Review (Human):** Ten PhD researchers in relevant subfields conduct a **double-blind review** of anonymized, shuffled hypotheses. We achieved a **Fleiss' Kappa (κ) of 0.68**, indicating **Substantial Agreement**.
- **Silicon Review (LLM):** To verify automated evaluation consistency and reduce self-preference bias, we employ GPT-4o, DeepSeek-v3.2, and GPT-3.5.

Table 1: Evaluation Likert Scale

Statement	Score (1-5)
Novelty: Does the idea offer a unique perspective distinct from existing literature?	<input type="checkbox"/>
Feasibility: Is the technical route logically self-consistent and implementable given current stacks?	<input type="checkbox"/>
Theoretical: Does it strongly justify its rationale by citing predecessors' limitations?	<input type="checkbox"/>
Logical: Does the solution precisely and substantially address the stated pain point?	<input type="checkbox"/>

Note: 1=Strongly Disagree, 2=Disagree, 3=Neutral, 4=Agree, 5=Strongly Agree

4.2 Quantitative Analysis

Table 2 presents the comprehensive results. **The Reality Gap.** A critical divergence exists between silicon and carbon evaluations. Naive LLM excels in GPT-4o scoring (>4.4) but plummets in human assessment (Theoretical: 3.27, Logical: 3.55). This quantitatively confirms that

Table 2: Comparison of different methods under various agent models.

Method	Eval: GPT-4o					Eval: Deepseek-v3.2				
	Novelty	Feasibility	Theoretical	Logical	Average	Novelty	Feasibility	Theoretical	Logical	Average
CoI	4.73	4.63	4.35	4.38	4.52	4.77	4.60	4.40	4.4	4.54
MOOSEChem	4.90	4.70	4.40	4.40	4.60	4.80	4.70	4.40	4.40	4.58
NaiveLLM	4.80	4.60	4.43	4.40	4.56	4.76	4.57	4.37	4.37	4.52
StandardRAG	4.76	4.68	4.40	4.39	4.55	4.68	4.64	4.24	4.36	4.48
w/o Path	4.77	4.70	4.80	4.76	4.75	4.66	4.64	4.70	4.78	4.69
Ours	4.81	4.66	4.86	4.86	4.80	4.81	4.59	4.84	4.86	4.78

Method	Eval: GPT-3.5-turbo					Eval: Human				
	Novelty	Feasibility	Theoretical	Logical	Average	Novelty	Feasibility	Theoretical	Logical	Average
CoI	4.40	4.43	4.40	4.40	4.41	4.25	3.75	3.25	3.75	3.81
MOOSEChem	4.60	4.50	4.40	4.40	4.48	4.50	4.00	4.00	4.00	4.13
NaiveLLM	4.66	4.54	4.40	4.40	4.50	4.27	3.81	3.27	3.55	3.70
StandardRAG	4.38	4.38	4.36	4.36	4.37	4.44	4.46	4.40	4.40	4.42
w/o Path	4.64	4.60	4.70	4.66	4.65	4.60	4.00	4.10	4.10	4.20
Ours	4.75	4.67	4.88	4.88	4.80	4.61	4.06	4.70	4.80	4.54

generic models are prone to "*Hallucinated Innovation*" superficially plausible text lacking deep theoretical roots. **Superiority of EvoNarrator.** Our method dominates all human metrics. Notably, in *Logicality*, we outperform the SOTA MOOSEChem by a significant margin of **0.8** (4.80 vs. 4.00). Crucially, we resolve the "Novelty-Feasibility Trade-off." While MOOSEChem proposes novel but risky ideas, EvoNarrator achieves peak Novelty (4.61) while establishing the highest Feasibility baseline (4.06), realizing "**Grounded Innovation.**" Surprisingly, the ablation variant *w/o Path* achieves high Feasibility (4.70). A deeper inspection reveals that without evolutionary context, the model tends to propose conservative, incremental combinations of existing methods (safe bets). In contrast, *EvoNarrator* leverages historical trajectories to suggest paradigm-shifting ideas. While this slightly increases implementation risk (Feasibility 4.66), it significantly boosts theoretical depth (4.86 vs 4.80) and ensures the innovation is logically grounded in historical gaps rather than random recombination.

4.3 Win-Rate Trend

To quantify the relative advantage, we conducted a pairwise t-test ($p < 0.05$) to verify statistical significance. We performed 80 rounds of pairwise win-rate analysis (Figure 5), employing position swapping during the comparison to rigorously eliminate positional bias. In the supervisor-view blind A/B testing, the win rate of EVONARRATOR against the Naive LLM converged and stabilized at

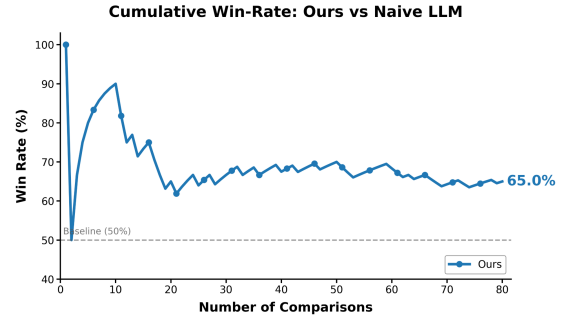


Figure 5: Pairwise Win-Rate Convergence. The x-axis represents the number of evaluation rounds, and the y-axis indicates the cumulative win rate of EVONARRATOR against the Naive LLM.

65%+ as the evaluation rounds progressed. This consistent trend confirms that incorporating evolutionary field information enables the model to reliably generate high-quality scientific hypotheses that are preferred by experts, demonstrating statistically significant robustness.

4.4 Hindcasting: The Time-Travel Experiment

The Time-Travel Experiment challenges the agent to forecast future scientific trajectories under strict historical constraints, relying solely on data available up to a specific time point.

Protocol. To ensure a rigorous assessment of foresight untainted by *hindsight bias*, we established the following **Time-Travel Evaluation** protocol.

- **Temporal Cut-off:** The evolutionary graph

Table 3: Analysis of a "Time-Travel" Match: System-generated idea (Input: Pre-2022 data) vs. Real ICLR 2025 Submission (Match Score: 8.0/10).

Generated Idea (Input: Pre-2022 Papers)	Matched Real Paper (Google Team, 2025)
<p>Title: Selective Agreement Synthesized</p> <p>Concept: Proposes a <i>synthetic data generation</i> framework to model opinion dynamics and specifically reduce "sycophancy" (where models incorrectly agree with user opinions to be helpful). The method injects social influence constraints into training data.</p>	<p>Title: Simple synthetic data reduces sycophancy in LLMs</p> <p>Abstract Core: The paper focuses on <i>sycophancy</i> in large language models. It demonstrates that fine-tuning on simple <i>synthetic data</i> (QA pairs with specific opinionated features) significantly reduces this behavior and increases robustness.</p>
<p>Evaluation Reason: Both the generated idea and the real paper identify "sycophancy" as a critical failure mode. Crucially, both independently propose "synthetic data intervention" as the core solution. The methodological alignment is high.</p>	

is strictly constructed using papers published prior to 2022. All information from 2023 onwards is masked during inference.

- Future Ground Truth:** We utilize the **ICLR-Dataset** (sleeping ai, 2024) as the oracle. By filtering for accepted papers between 2023 and 2025 (totaling 9,860 entries), we ensure the target set consists of high-quality, peer-reviewed scientific contributions rather than random text.
- Matching Mechanism:** We employ a two-stage verification process: (1) *Retrieval*: For each generated hypothesis, we retrieve the top- K semantically similar papers from the ground truth using vector similarity. (2) *Scoring*: An external LLM judge evaluates the alignment between the hypothesis and the retrieved papers on a scale of 0–10, considering problem definition, methodological similarity, and theoretical depth.

Metrics. We report the **Hit Rate** (percentage of hypotheses with a match score ≥ 5.0 indicating meaningful relevance) and **High-Fidelity Rate** (score ≥ 7.0 indicating strong methodological overlap). Additionally, we analyze the **Score Distribution** across the generated batch to verify stability.

Results. Among the 80 hypotheses generated by EVONARRATOR, **41.25%** achieved a meaningful relevance score (≥ 5.0), significantly surpassing the baseline of random combination. The overall distribution of these semantic alignment scores is illustrated in **Figure 6**. The histogram shows a central distribution, indicating that while the majority of ideas achieve moderate relevance (4.0–6.0), the system is capable of producing high-

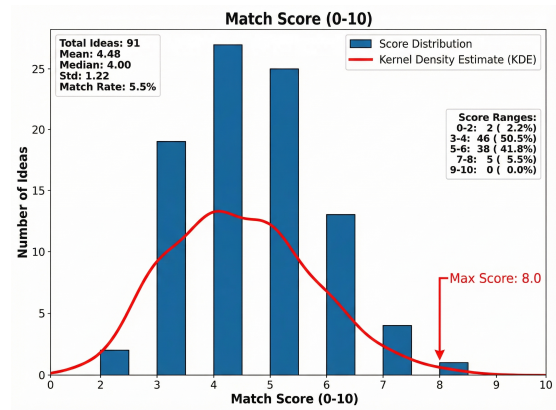


Figure 6: Distribution of Foresight Scores. The histogram illustrates the semantic alignment scores between our generated hypotheses (based on pre-2022 data) and actual ICLR 2023–2025 accepted papers.

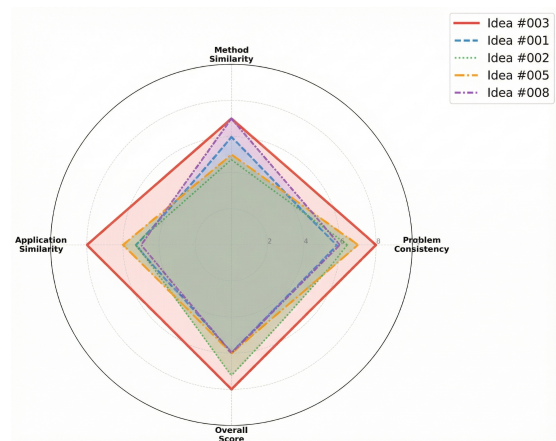


Figure 7: Multi-dimensional Alignment Analysis. A radar chart decomposing the similarity metrics for the top-5 generated ideas across different semantic dimensions.

fidelity predictions reaching scores up to 8.0. Table 3 highlights one such striking instance (Score: 8.0) where our system proposed "Selective Agreement Synthesized" to mitigate LLM sycophancy. This idea coincides precisely with a Google DeepMind submission to ICLR 2025, "*Simple synthetic data reduces sycophancy in LLMs.*" Both works independently identify the same failure mode and propose a "synthetic data intervention" as the core solution. To understand the nature of these high-scoring hypotheses, we performed a multi-dimensional alignment analysis, shown in Figure 7. This decomposition reveals that top-performing hypotheses, such as Idea #003 (highlighted in red), demonstrate consistent high alignment across Problem Definition, Methodology, and Application Domain, rather than relying on superficial keyword matching. This suggests that EVONARRATOR does not merely summarize history; it successfully models "**Evolutionary Momentum**" the derivative of scientific trend-sensitizing the extrapolation of valid future states three years in advance.

5 Conclusion

This work validates the premise that scientific breakthroughs are not stochastic events but ordered evolutions of existing knowledge structures. To address the "Hallucinated Innovation" prevalent in LLMs, we propose **EVONARRATOR**, a framework that shifts the hypothesis generation paradigm from superficial statistical correlation to **constrained causal deduction**. By transforming static citation networks into dynamic reasoning graphs via the SocketMatch mechanism, we ensure that generated innovations are not merely conceptual heaps but precise, structurally aligned responses to historical limitations.

Empirical evidence supports this theoretical shift. Double-blind evaluations confirm that EVONARRATOR surpasses SOTA baselines in logicity and feasibility, while hindcasting experiments demonstrate its foresight in capturing "**Evolutionary Momentum**" to predict high-value research trends.

Ultimately, EVONARRATOR marks a fundamental transition from the passive retrieval of history to the **active deduction of the future**. It establishes a critical axiom for AI-driven discovery: to authentically infer "What's Next," an agent must possess the cognitive capacity to deeply compre-

hend "How it Evolved."

Limitations

Despite EvoNarrator's demonstrated proficiency in capturing scientific evolutionary trajectories and generating highly feasible hypotheses, we acknowledge specific limitations in the current framework:

- **Dependence on Full-Text Availability:** The core of *SocketMatch* relies on the precise alignment of deep semantic genes (P-M-L-F), which are often embedded within the body of a paper rather than the abstract. Given the prevalence of paywalls and the heterogeneity of parsing tools, system performance significantly degrades to shallow inference when limited to abstract-only data.
- **Inference Latency and Computational Cost:** To guarantee logical rigor, our framework involves intensive LLM usage (e.g., multi-agent reflection loops and pairwise Φ function discrimination). Constructing a local evolutionary graph with hundreds of nodes and performing full-scale socket matching incurs substantial token consumption and time costs. Consequently, the system is currently better positioned as a high-depth offline analysis tool rather than a real-time assistant.
- **Epistemic Boundaries:** The current P-M-L-F tuple extraction is optimized for "Problem-Solution" oriented disciplines such as Computer Science and Engineering. For disciplines with distinct argumentative structures, such as History (interpretative) or Pure Mathematics (axiomatic deduction), the current causal extraction logic requires adaptation to capture their specific evolutionary essence effectively.

Ethical Considerations

We acknowledge that AI-driven idea generation entails risks regarding scientific integrity and bias. Since our model recombines existing knowledge, it may propagate biases inherent in the source literature or pre-trained weights. Furthermore, despite RAG-based grounding, the risk of plausible hallucinations remains. We emphasize that this tool is designed to augment, not replace, human scientific

reasoning. Users must strictly verify generated hypotheses and citations. Finally, we condemn the use of such technology for generating harmful or unethical research proposals and rely on underlying model safety alignment to mitigate dual-use risks.

Acknowledgments

We extend our sincere gratitude to the **OpenAlex** and **arXiv** teams for maintaining open-access data interfaces, which were instrumental in constructing the evolutionary graph presented in this study. We also thank the domain experts and doctoral researchers who participated in our double-blind "Carbon-based review" experiment; their rigorous evaluation provided essential benchmarks for assessing the feasibility of the generated hypotheses. Finally, we acknowledge the use of AI assistants (e.g., ChatGPT) for grammatical polishing and formatting assistance during the preparation of this manuscript. All scientific claims and intellectual contributions remain solely those of the authors.

Future Work

To transcend the aforementioned limitations and advance scientific evolutionary reasoning, future work will focus on three key directions:

- **Pre-computed Global Socket Graph:** Addressing computational costs, we plan to shift from "on-demand computation" to an "indexing paradigm." We aim to build a persistent, global-scale knowledge base where "Sockets" and "Plugs" from millions of papers are pre-extracted and vectorized. This effectively converts complex $O(N^2)$ online matching into $O(1)$ graph retrieval, enabling millisecond-level trend forecasting.
- **Multimodal Evolutionary Perception:** Scientific evolution is often encoded in non-textual modalities (e.g., new connections in model architecture diagrams or functional group replacements in chemical structures). We will integrate Vision-Language Models (VLMs) to enable EvoNarrator to "perceive" visual evolutionary deltas, aligning visual information with textual logic to capture structural innovations that are difficult to describe via text alone.
- **Interactive Human-AI Reasoning:** Current outputs are static reports. We aim to

evolve the system into an interactive "Research Sparring Partner." By incorporating Reinforcement Learning from Human Feedback (RLHF), the system will dynamically prune evolutionary trees based on researcher input or pose counter-factual questions (e.g., "Would Method A still apply if constraints were relaxed?") to break cognitive fixation and achieve true human-machine co-creation.

References

- Aida Amini, Tom Hope, David Wadden, Madeleine van Zuylen, Eric Horvitz, Roy Schwartz, and Hananeh Hajishirzi. 2020. [Extracting a knowledge base of mechanisms from covid-19 papers](#). *ArXiv*, abs/2010.03824.
- W. Brian Arthur. 2009. *The Nature of Technology: What It Is and How It Evolves*. Free Press, New York.
- Jinheon Baek, Sujay Kumar Jauhar, Silviu Cucerzan, and Sung Ju Hwang. 2024. [Researchagent: Iterative research idea generation over scientific literature with large language models](#). *ArXiv*, abs/2404.07738.
- Xiaomei Bai, Mengyang Wang, Ivan Lee, Zhuo Yang, Xiangjie Kong, and Feng Xia. 2020. [Scientific paper recommendation: A survey](#). *IEEE Access*, 7:9324–9339.
- Dan Berrebbi, Nicolas Huynh, and Oana Balalau. 2022. [Graphcite: Citation intent classification in scientific publications via graph embeddings](#). *Companion Proceedings of the Web Conference 2022*.
- Indra Budi and Yaniasih Yaniasih. 2022. [Understanding the meanings of citations using sentiment, role, and citation function classifications](#). *Scientometrics*, 128:735–759.
- Victor E. Cole and Mish Boutet. 2023. [Researchrabbit](#). *The Journal of the Canadian Health Libraries Association*, 44:43 – 47.
- Tom Hope, Joel Chan, Aniket Kittur, and Dafna Shahaf. 2017. [Accelerating innovation through analogy mining](#). *Proceedings of the 23rd ACM SIGKDD International Conference on Knowledge Discovery and Data Mining*.
- Sandeep Kumar, Tirthankar Ghosal, Vinayak Goyal, and Asif Ekbal. 2025. [Can large language models unlock novel scientific research ideas?](#) In *Proceedings of the 2025 Conference on Empirical Methods in Natural Language Processing*, pages 33551–33575.
- Avishek Lahiri, Debarshi Kumar Sanyal, and Imon Mukherjee. 2023. [Citeprompt: Using prompts to identify citation intent in scientific papers](#). 2023

622 *ACM/IEEE Joint Conference on Digital Libraries*
623 *(JCDL)*, pages 51–55.

624 Long Li, Weiwen Xu, Jiayan Guo, Ruochen Zhao,
625 Xinxuan Li, Yuqian Yuan, Boqiang Zhang, Yum-
626 ing Jiang, Yifei Xin, Ronghao Dang, Deli Zhao,
627 Yu Rong, Tian Feng, and Li Bing. 2024. *Chain of*
628 *ideas: Revolutionizing research via novel idea de-*
629 *velopment with llm agents*. *ArXiv*, abs/2410.13185.

630 Chin-Yew Lin. 2004. *ROUGE: A package for auto-*
631 *matic evaluation of summaries*. In *Text Summariza-*
632 *tion Branches Out*, pages 74–81, Barcelona, Spain.
633 Association for Computational Linguistics.

634 Kishore Papineni, Salim Roukos, Todd Ward, and Wei-
635 Jing Zhu. 2002. *Bleu: a method for automatic eval-*
636 *uation of machine translation*. In *Proceedings of*
637 *the 40th Annual Meeting of the Association for Com-*
638 *putational Linguistics*, pages 311–318, Philadelphia,
639 Pennsylvania, USA. Association for Computational
640 Linguistics.

641 Andrey Rzhetsky, James G Foster, Ian T Foster, and
642 James A Evans. 2015. Choosing experiments to ac-
643 celerate collective discovery. *Proceedings of the Na-*
644 *tional Academy of Sciences*, 112(47):14569–14574.

645 Chenglei Si, Diyi Yang, and Tatsunori Hashimoto.
646 2024. Can llms generate novel research ideas? a
647 large-scale human study with 100+ nlp researchers.
648 *arXiv preprint arXiv:2409.04109*.

649 sleeping ai. 2024. Iclr-dataset: A comprehensive
650 collection of iclr papers. [https://huggingface.](https://huggingface.co/datasets/sleeping-ai/ICLR-Dataset)
651 [co/datasets/sleeping-ai/ICLR-Dataset](https://huggingface.co/datasets/sleeping-ai/ICLR-Dataset). Ac-
652 cessed: 2024-05-20.

653 Marco Antonio Valenzuela-Escarcega, Vu A. Ha, and
654 Oren Etzioni. 2015. *Identifying meaningful cita-*
655 *tions*. In *AAAI Workshop: Scholarly Big Data*.

656 Qingyun Wang, Doug Downey, Heng Ji, and Tom
657 Hope. 2023. *Scimon: Scientific inspiration ma-*
658 *chines optimized for novelty*. In *Annual Meeting of*
659 *the Association for Computational Linguistics*.

660 Zonglin Yang, Wanhao Liu, Ben Gao, Tong Xie,
661 Yuqiang Li, Wanli Ouyang, Soujanya Poria, Erik
662 Cambria, and Dongzhan Zhou. 2024. *Moose-*
663 *chem: Large language models for rediscovering*
664 *unseen chemistry scientific hypotheses*. *ArXiv*,
665 abs/2410.07076.

666 A Module Experiments

667 To comprehensively evaluate the EVONARRATOR
668 framework, we designed two distinct experiments
669 to verify the quality of deep information extraction
670 and the accuracy of citation relationship classifica-
671 tion.

672 A.1 Deep Information Extraction

673 As the cornerstone for constructing the evolution-
674 ary graph, we first assess the system’s capability
675 to parse the semantic "DNA" of individual papers.

676 **Setup.** We manually annotated a benchmark
677 dataset comprising 79 papers enriched with deep
678 PMLF information. We compared our approach
679 against three baselines: **Naive LLM (GPT-4o)**,
680 **Standard RAG**, and **LLM-RAG**. To evaluate per-
681 formance comprehensively and rigorously, we re-
682 ported **ROUGE-1**, **ROUGE-2**, **ROUGE-L (Lin,**
683 **2004)**, and **BLEU scores (Papineni et al., 2002)**.
684 These are standard benchmarks in the field for
685 measuring n-gram overlap between generated and
686 reference texts, reflecting fluency and structural in-
687 tegrity. Considering the limitation of n-gram met-
688 rics in capturing synonymous expressions, we in-
689 troduced **BERTScore**. By leveraging pretrained
690 contextual embeddings, it provides a more robust
691 evaluation of deep semantic similarity between
692 generated content and reference text. To overcome
693 the shortcomings of automated metrics in judg-
694 ing factual correctness and logical coherence, we
695 employed LLM-based evaluation methods (**LLM-**
696 **Sim**, **LLM-Cov**, **LLM-Acc**). Using GPT-4o as
697 an evaluator, we scored results based on semantic
698 similarity, key information coverage, and factual
699 accuracy. This ensures our evaluation focuses not
700 merely on "superficial resemblance" but on "truth-
701 fulness and accuracy."

702 **Result.** As shown in Table 4, EvoNarrator
703 achieves SOTA performance across all 8 metrics.
704 The most critical finding is that the reasoning capa-
705 bility introduced by the *LogicAnalyst* boosts LLM-
706 Acc (factual accuracy) to **0.8981**, significantly
707 outperforming retrieval-based baselines (≈ 0.78).
708 This implies the system successfully overcomes
709 logical disconnects in long documents, construct-
710 ing a trustworthy structured database.

711 **Component Ablation Study.** To verify the con-
712 tribution of each module, we conducted an abla-
713 tion study (see Figure 8). Introducing the Crit-
714 icAgent’s reflection loop increased extraction Pre-
715 cision from 72

716 A.2 Citation Understanding

717 Building on the high-precision performance of
718 single-paper information extraction, this section
719 further evaluates SocketMatch’s ability to capture
720 the inter-paper Evolutionary Logic.

Table 4: **Main Results for Deep Information Extraction.** EvoNarrator achieves significant advantages in both semantic accuracy (LLM-Acc) and structural capture capability (ROUGE-2).

Method	R-1	R-2	R-L	BLEU	BERTScore	LLM-Sim	LLM-Cov	LLM-Acc
LLMRAG	0.0205	0.0031	0.0190	0.0000	0.5769	0.5375	0.4756	0.7729
PureRAG	0.2504	0.0410	0.1448	0.0112	0.8075	0.3647	0.2862	0.7856
NaiveLLM	0.3676	0.1084	0.2201	0.0344	0.8182	0.6717	0.5980	0.8595
Ours	0.4126	0.1608	0.2549	0.0673	0.8463	0.7325	0.6576	0.8981

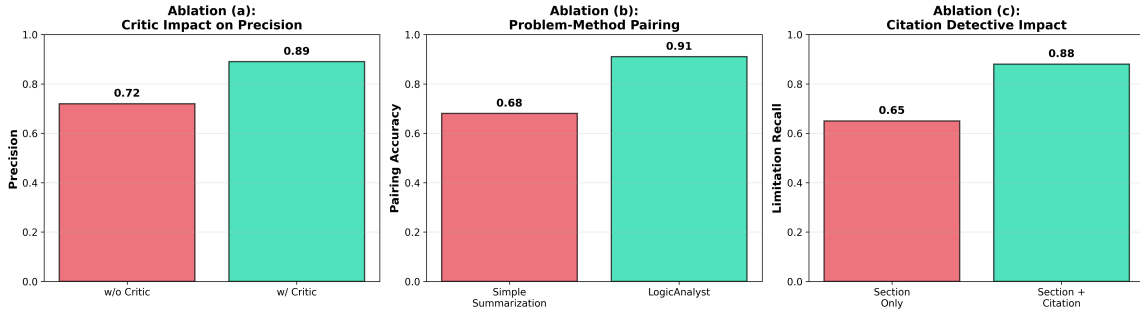


Figure 8: Ablation Study Results. (a) The **Reflection Loop** improves extraction Precision; (b) **Causal Reasoning** significantly corrects the "Problem-Method" pairing logic; (c) **Citation Analysis** (Full System) effectively excavates implicit limitations (Limitation Recall).

Setup. We constructed a manually annotated benchmark dataset containing 230 citation pairs, categorized into six evolutionary classes: Overcomes, Realizes, Extends, Alternative, Adapts_to, and Baseline. To verify effectiveness, we compared SocketMatch against a direct Large Language Model approach (Naive GPT-4o). We employed a multi-dimensional metric system: at the class level, Precision (P) and Recall (R) measure prediction accuracy and coverage respectively, with F1-Score as their harmonic mean. At the global level, in addition to overall Accuracy (Acc.), we introduced Macro F1 (Mac. F1) to evaluate class performance equally regardless of sample size, and Weighted F1 (Wgt. F1) to reflect comprehensive performance weighted by sample distribution.

Result. As shown in Table 5, compared to the Abstract-Only baseline, SocketMatch improved **Macro F1** by **0.3109**. This result strongly demonstrates that superficial vocabulary in abstracts alone cannot distinguish deep scientific logic; structured deep information is essential. Specifically, the improvement of 0.2643 in the *Overcomes* category indicates the system's ability to precisely model the deep correspondence between Limitation and Method, thereby distinguishing substantive technical breakthroughs from ordinary citations. Table 6 further presents fine-grained

class performance. SOCKETMATCH achieved a qualitative leap from 0 to 20% in the *Realizes* category (F1=0.0 in baseline), as the baseline could not capture cross-paper evolutionary clues not explicitly stated in abstracts. In contrast, SOCKETMATCH successfully identified this "spatiotemporal" inheritance relationship by explicitly matching the future outlook of previous work ($P_{\text{prev.Future}}$) with the methodology of current work ($P_{\text{curr.Method}}$).

B Visualization System

To intuitively demonstrate the evolutionary trajectories between papers and the results of generative analysis, we designed and implemented a web-based interactive visualization system. This system integrates the backend-constructed Citation Graph with RAG analysis results, rendering them in the browser via an HTML/JavaScript technology stack.

The main interface employs a **Time-based Layout** algorithm. The X -axis represents the publication year, while node distribution along the Y -axis is algorithmically optimized to prevent overlap. The **Visual Encoding** of nodes reflects paper metadata: node size maps to citation count via logarithmic scaling, and the color gradient indicates the publication year. The visual styles of **Edges** correspond to the six citation relationship types inferred by "Socket Matching"; for instance, "Over-

Table 5: **Main Results for Citation Relationship Classification.** SocketMatch substantially outperforms baselines on overall metrics, achieving breakthroughs particularly in key categories representing scientific evolution.

Method	Overall Metrics			Per-Class F1-Score						Avg. F1
	Acc.	Mac. F1	Wgt. F1	Over.	Real.	Ext.	Alt.	Adpt.	Base.	
Baseline (Abstract Only)	0.2826	0.1506	0.3561	0.0690	0.0000	0.1053	0.1270	0.1519	0.4502	0.1506
SocketMatch (Ours)	0.7174	0.4615	0.7252	0.3333	0.2069	0.5714	0.3529	0.4516	0.8529	0.4615
<i>Improvement</i>	<i>+0.4348</i>	<i>+0.3109</i>	<i>+0.3691</i>	<i>+0.2643</i>	<i>+0.2069</i>	<i>+0.4661</i>	<i>+0.2259</i>	<i>+0.4027</i>	<i>+0.4027</i>	<i>+0.3109</i>

Table 6: **Detailed Breakdown.** Class-wise Precision (P), Recall (R), and F1 comparison. *Base*: Baseline, *Ours*: SocketMatch.

Class	Supp.	Baseline			SocketMatch (Ours)		
		P	R	F1	P	R	F1
Overcomes	25	25.0	4.0	6.9	54.6	24.0	33.3
Realizes	10	0.0	0.0	0.0	15.8	30.0	20.7
Extends	5	6.1	40.0	10.5	44.4	80.0	57.1
Alternative	9	7.4	44.4	12.7	37.5	33.3	35.3
Adapts_to	10	8.7	60.0	15.2	33.3	70.0	45.2
Baselines	171	86.7	30.4	45.0	87.7	83.0	85.3
<i>Macro Avg.</i>	-	22.3	29.8	15.1	45.6	53.4	46.2

comes" relations are depicted with thick solid red lines to highlight the backbone paths of technological breakthroughs.

The right-hand side features a tabbed functional panel providing multi-dimensional interaction with deep information, specifically comprising the following three core modules:

B.1 Paper Details Inspection

As shown in Figure 9, clicking any node in the graph instantly displays the paper’s metadata and RAG-based deep analysis results in the details panel. Unlike traditional abstract displays, the system utilizes the enriched_papers data structure to present the "Problem," "Method," "Limitation," and "Future Work" extracted by the LLM in a structured manner. This design enables researchers to rapidly assess a node’s role and contribution within the knowledge network without downloading or reading the full PDF.

B.2 Evolutionary Review Navigation

Figure 10 illustrates the deep review report generated based on graph pruning algorithms. This module displays not only filtering statistics from the original paper set to core paths (e.g., retention rate, seed paper count) but, more importantly, visual "Evolutionary Storylines." Each card represents a technological evolution trajectory identified via Chain or Star patterns, containing narrative text generated by the LLM. The module

supports bidirectional interaction: clicking a specific storyline card automatically highlights relevant nodes and edges in the main graph view while graying out irrelevant ones, clearly presenting the origin and development of specific technical branches.

B.3 Scientific Idea Generation

As shown in Figure 11, the system integrates a scientific idea generation module based on graph reasoning. This module showcases research ideas generated by the system through the collision of the "Unsolved Limitations Pool" and the "Candidate Methods Pool." Idea cards explicitly indicate feasibility status (e.g., SUCCESS or INCOMPATIBLE) and detail the idea abstract, key modifications, and the complete Chain of Thought (CoT) reasoning process. This not only exhibits the current state of knowledge but also provides researchers with potential research directions logically deduced from existing literature.

Regarding technical implementation, the backend uses **NetworkX** to construct the graph structure and serialize all analysis data into JSON. The frontend utilizes the **Plotly.js** engine for high-performance SVG/Canvas rendering, ensuring a fluid interactive experience even when processing complex networks containing hundreds of nodes and edges.

C Prompts

C.1 Evolutionary Graph Construction

We employ Large Language Models as a domain knowledge base to perform semantic-level expansion and deconstruction of the user’s initial query intent. This process generates an extended query vector containing synonyms, hyponyms, and domain-specific terminology. The corresponding prompt is presented below:

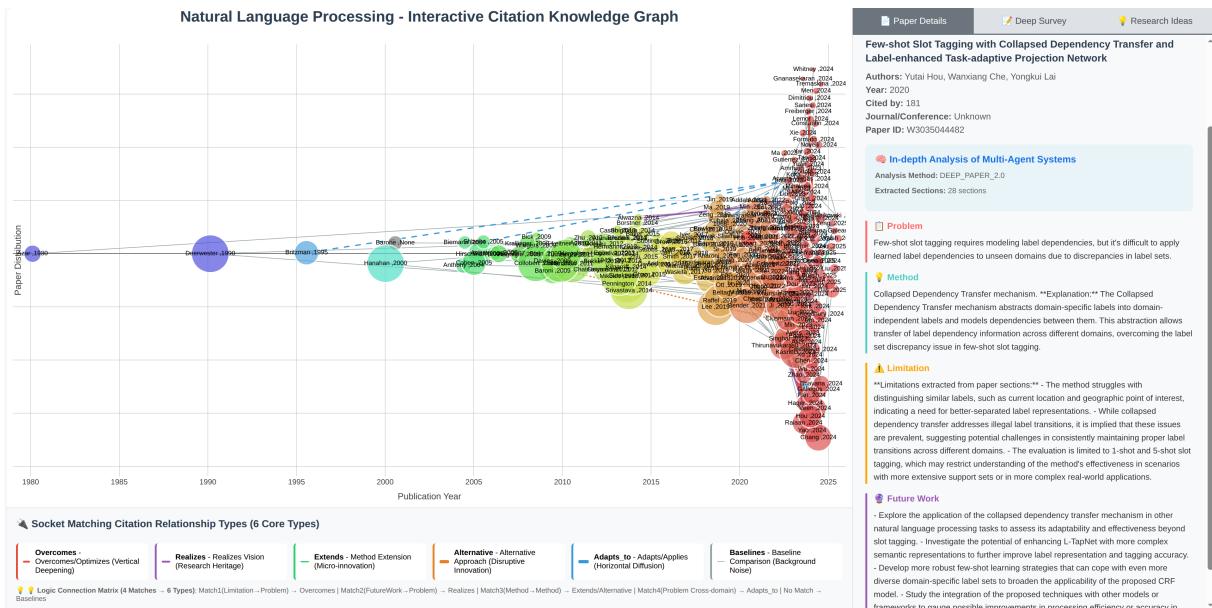


Figure 9: Paper Details Panel: Displays node metadata and structured analysis results extracted by RAG (Problem, Method, Limitation, etc.).

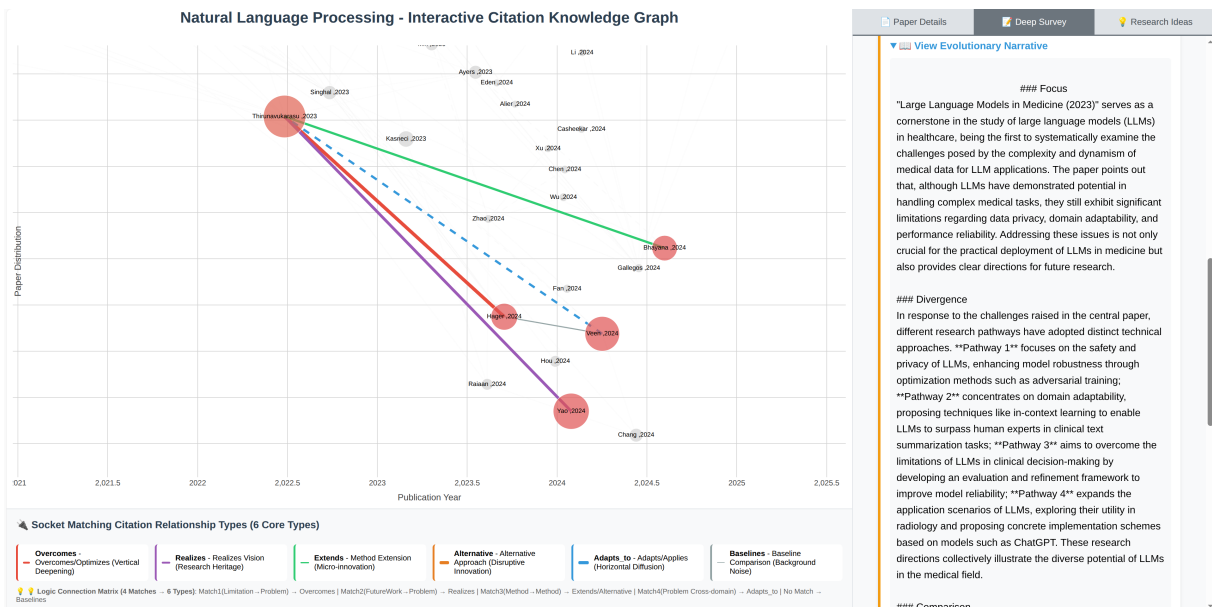


Figure 10: Evolutionary Review Panel: Displays automatically generated evolutionary storylines and graph pruning statistics, allowing users to click cards to highlight evolutionary paths in the graph.

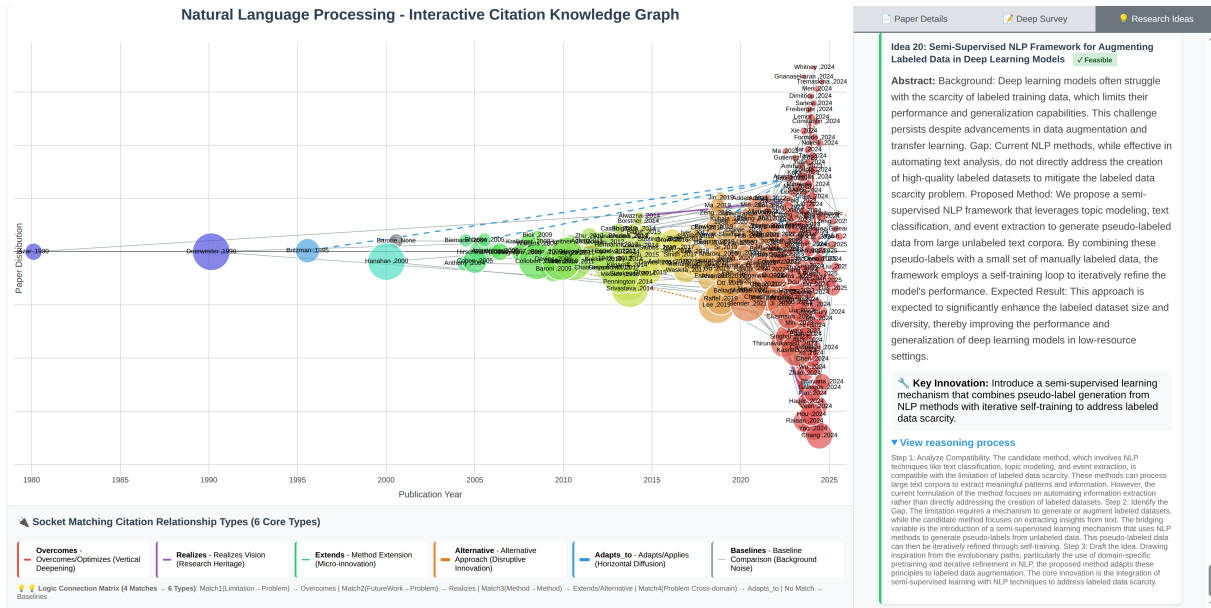


Figure 11: Scientific Idea Panel: Displays innovations generated by the system based on the collision of limitations and method pools, including feasibility assessments and reasoning chains.

expand semantic concepts

System Prompt: You are a domain expert in computer science research. Your task is to expand research topics and keywords by providing semantically related concepts, synonyms, subfields, and alternative terminology. Focus on: Computer Science, AI, and Machine Learning domains; academic and technical terminology; both broad and specific related concepts.

User Prompt: Research Topic: {topic}
Current Keywords: {keywords}
Please expand this research area by providing:

1. Related Topics: 2-{max_topics} semantically similar or overlapping research topics
2. Expanded Keywords: 5-{max_keywords} additional relevant technical terms, methods, or concepts
3. Synonyms: 2-4 alternative terms or abbreviations for the main topic
4. Subfields: 2-3 more specific subfields or applications within this area

Important:

- Focus on computer science and AI-related terms
- Use technical/academic terminology
- Keep each item concise (1-5 words)
- Avoid generic terms like “research”, “study”, “analysis”

Output: Output ONLY valid JSON in this exact format (no markdown, no code blocks):

```
{
  "expanded_topics": ["topic1", ...],
  "expanded_keywords": ["keyword1", ...],
  "synonyms": ["synonym1", ...],
  "subfields": ["subfield1", ...]
}
```

846
847
848
849

C.2 Deep Semantic Gene Extraction

The system prompts for Deep Semantic Gene Extraction are presented below:

Logic Analyst Agent

Role: You are a professional expert in scientific paper logic analysis.

Task:

1. Identify the **core pain point** (The Lock/Problem) the authors aim to solve.
2. Identify the **core mechanism/solution** (The Key/Solution) designed by the authors.
3. Explain **specifically how** this mechanism addresses the pain point.

Output Requirements:

- Format: “Problem-Solution Pairs”.
- Specificity: Problem descriptions must be precise; avoid generalizations.
- Focus: Solutions must focus on the core mechanism, not technical trivia.
- Logic: Clearly explain the causal relationship (“how it solves”).
- Quantity: Focus on the top 1-3 core pairs.

Notes: Do not simply repeat the abstract. Distill the logic. Focus on “why this design solves this problem”.

Output Format: JSON only: { "pairs": [{ "problem": string, "solution": string, "explanation": string, "confidence": float, "evidence": string }] }

850

Limitation Extractor

Role: You are a professional expert in scientific paper analysis.

Task: Extract the **limitations** of the method proposed in this paper.

Important Distinction:

- ✓ **Extract:** Limitations of “this paper” / “our method”.
- × **Ignore:** Criticisms of “prior work” or “baselines”.
- × **Ignore:** Weaknesses mentioned in “Related Work”.

Identification Techniques:

- Look for: However, Unfortunately, Limitation, still, yet.
- Focus on self-references: our method, our approach.
- Check the end of Discussion/Conclusion for honest disclosures.

Output Requirements:

- List 2-4 specific limitations using bullet points.
- 1-2 sentences per limitation. Direct output only (no meta-talk).

Future Work Extractor

Role: You are a professional expert in scientific paper analysis.

Task: Extract the **future work directions** proposed in this paper.

Identification Techniques:

- Look for keywords: future, next, further, explore, plan, will.
- Focus on explicit mentions of “future work”.
- Infer improvements from acknowledged limitations.
- Check the outlook at the end of the Conclusion or Discussion.

Output Requirements:

- List 2-4 specific directions using bullet points.
- 1-2 sentences per direction. Direct output only (no meta-talk).

Citation Detective Agent

Role: You are a professional expert in scientific literature analysis.

Task: Extract **genuine, specific limitations** from citation contexts.

Input: A citation context (text where a citing paper references the target).

Output Requirements:

1. Determine if the citation contains **critical evaluation**.
2. Extract specific limitation descriptions (avoid generalizations).
3. Summarize using clear, objective language.

Notes:

- Extract only **actual criticisms**; ignore positive/neutral feedback.
- Avoid vague phrases like “has certain limitations”.
- If neutral, return has_limitation=false.

Output Format: JSON only:

```
{ "has_limitation": bool, "limitation":
string, "confidence": float, "reasoning":
string }
```

Section Locator Agent

Role: You are an expert in analyzing the structure of academic papers.

Task: Accurately locate specific information within the paper.

Input Description:

- Paper structure: Multiple sections with title and section_type.
- Logic: Judge based on headers and content preview.

Key Distinctions:

- **Limitation:** Authors admit faults of their own method (not others).
- **Future Work:** Future directions proposed by the authors.

Notes:

- Check the end of Discussion or Conclusion.
- Keywords: However, Unfortunately, remains to be.

Output Format: JSON only:

```
{ "target_sections": [indices], "reasoning":
"...", "confidence": float }
```

C.3 SocketMatch

The system prompts for SocketMatch are presented below:

match limitation problem

Role: Expert in AI citation analysis.

Task: Determine if Paper B (Citing) aims to overcome a limitation of Paper A (Cited).

[Input Information]

- **Paper A:** Title: {cited_title}; Self-reported limitation: {cited_limitation}
- **Paper B:** Title: {citing_title}; Research Goal: {citing_problem}; Citation Context: {citation_context}

[Analysis Logic]

1. **Context Check:** Does B use negative markers (e.g., “However”, “fails to”, “drawback”)?
2. **Alignment Check:** Does B’s goal specifically address the critique?

[Judgment Criteria]

- **True:** B explicitly criticizes A AND B’s goal resolves it; OR A reports a flaw AND B resolves it.
- **False:** B cites A only as background/baseline.

[Output JSON] { "is_match": bool, "confidence": float, "reasoning": str, "evidence": str }

match futurework problem

Role: Expert in NLP academic paper relationship analysis.

Task: Detect whether Paper B implements a specific plan envisioned in the Future Work of Paper A.

[Core Challenge] Distinguish “True Realization” from generic statements. If A’s future work is boilerplate (e.g., “improve accuracy”), B constitutes a Method Extension, not Realizes.

[Input Information]

- **Paper A:** Title: {cited_title}; Future Work: {cited_future_work}
- **Paper B:** Title: {citing_title}; Goal: {citing_problem}; Context: {citation_context}

[Judgment Criteria]

- **Specific (High Confidence):** A proposes a concrete direction (e.g., new modality, specific algorithm integration) and B implements it.
- **Generic (Low Confidence):** A only mentions general performance boosts.

[Output JSON] { "is_match": bool, "specificity": "high/low", "confidence": float, "reasoning": str, "evidence": str }

match method extension

Role: Expert in academic paper relationship analysis.

Task: Analyze whether Paper B extends Paper A (Inheritance) or proposes an alternative paradigm (Substitution).

[Core Pre-condition] Do A and B address similar research problems? If no, output “none”.

[Category Definitions]

- **Extension:** B retains A’s core backbone with incremental mods (e.g., “based on...”, “we extend...”).
- **Alternative:** B solves the same problem via a fundamentally different route, explicitly rejecting A’s approach (e.g., “Unlike [A]...”, “Instead of RNN...”).
- **None:** B uses A only as a baseline or background.

[Input Data]

- **Paper A:** {cited_title}, Method: {cited_method}
- **Paper B:** {citing_title}, Method: {citing_method}

- **Context:** {citation_context}

[Output JSON] { "relationship_type": "extension/alternative/none", "confidence": float, "reasoning": str, "evidence": str }

match problem adaptation

Role: Expert in interdisciplinary technology transfer.

Task: Detect if Paper B adapts Paper A’s technology to a significantly different domain.

[Core Criterion: Cross-Domain Reusability]

1. **Method Reuse:** B must adopt A’s core algorithm/architecture.
2. **Significant Shift:** The task or modality must change fundamentally.

[Judgment Logic]

- **True (Adaptation):** Cross-Modality (e.g., NLP → CV), Cross-Mechanism (e.g., Classification → Generation), or Cross-Discipline (e.g., Text → Biology).
- **False (Extension):** Same task with new data (e.g., English → Chinese), or simple dataset swaps (e.g., IMDb → Yelp).

[Input Data]

- **Paper A & B:** Titles, Problem Domains, and Core Methods.
- **Context:** {citation_context}

[Output JSON] { "is_adaptation": bool, "domain_shift_type": str, "reasoning": str }

C.4 Pattern-Driven Generation

The system prompt for hypothesis generation is presented below:

idea generation

Role: Senior Principal Researcher.

Task: Evaluate if a Candidate Method can solve a Limitation via Chain of Thought.

[Reasoning Process]

1. **Compatibility Analysis:** Check mathematical/algorithmic alignment with the limitation’s constraints. If fundamental conflicts exist, output INCOMPATIBLE.
2. **Gap Identification:** Identify the “Bridging Variable” the specific modification needed to adapt the method to the new problem context.

3. **Idea Drafting:** Generate a title and structured abstract (Background → Gap → Method → Result).

[Evolutionary Context Integration] Utilize provided evolutionary paths (Chain, Divergence, Convergence) to identify successful adaptation patterns and apply them to the current pair.

[Output JSON] { "status": "SUCCESS/INCOMPATIBLE", "rationale": "Complete narrative of the decision chain and evidence.", "idea": { "title": str, "abstract": str, "core_innovation": str } }

C.5 NaiveLLM

The prompt for hypothesis generation with Naive LLM is presented below:

NaiveLLM

System Prompt: You are an expert research scientist with deep knowledge in academic research methodology and scientific innovation. Your task is to generate novel and feasible research ideas based on a given research topic. You must provide a comprehensive research background explaining the current state of the field and a novel research idea that addresses an important gap. Ensure ideas are novel, feasible, well-grounded in theory, and clearly articulated.

User Prompt: Research Topic: {topic} Please generate a novel research idea in the field of {topic} meeting the following requirements:

1. **Research Background:** Provide a comprehensive background (2-3 paragraphs) that describes the current state of research, identifies key challenges or gaps, and explains the importance of addressing these issues.
2. **Research Idea:** Propose a novel research idea (1-2 paragraphs) that addresses the identified gap, provides a clear technical approach, and explains expected contributions and novelty compared to existing work.

Output Format: Please provide your response in the following JSON format:
{ "background": "<comprehensive research background in 2-3 paragraphs>", "idea": "<novel research idea in 1-2 paragraphs, including technical approach>" }

C.6 StandardRAG

The prompt for hypothesis generation with Standard RAG is presented below:

StandardRAG

System Prompt: You are an expert research scientist with deep knowledge in academic research methodology and scientific innovation. Your task is to analyze a research paper and generate a novel research idea that builds upon or extends the work presented. The idea must be innovative, feasible, well-grounded, and clearly articulate the technical approach and expected outcomes as a concrete follow-up study.

User Prompt: Please read the following research paper content and generate a novel research idea that builds upon this work.

Paper Content:

{paper_text}

Requirements: Generate a research idea (1-2 paragraphs) that:

- Identifies a specific gap, limitation, or unexplored direction in the paper
- Proposes a novel approach or extension to address this gap
- Explains the technical methodology and expected contributions
- Demonstrates how this idea advances the field beyond the current paper

Output Format: Please provide your response in the following JSON format (no markdown, no code blocks):

{ "idea": "<your research idea in 1-2 paragraphs, including technical approach and expected outcomes>" }

C.7 Hindcasting

The system prompt for Hindcasting experiment is presented below:

Hindcasting

Role: You are a Senior Research Reviewer.
Task: I will provide you with two research ideas: one is a system prediction, and the other is a real published paper. Please determine if their core innovations are essentially the same.

Idea A (System Prediction): idea_text

Idea B (Real Paper): paper_abstract

Criteria: 1. Is the problem addressed consistent? 2. Are the proposed core methods/technical routes highly similar? 3. Are the application scenarios and goals the same?

Output Format (Please strictly follow this JSON format):
{ "match_score": <Integer between 0-10, where 10 means almost identical>, "problem_consistency": <Integer 0-10, score for problem consistency>, "method_similarity": <Integer 0-10, score for method similarity>, "application_similarity":

```
<Integer 0-10, score for application
similarity>, "reason": "<Brief explanation
for the given scores>" Please output ONLY
the JSON, with no additional text.
```

D Evaluation Rubric

To strictly standardize the assessment of generated research ideas, we employed a comprehensive quantitative rubric, as detailed in Table 7. The evaluation covers four critical dimensions: Novelty, Feasibility, Theoretical Support, and Logical Alignment.

Table 7: Evaluation Rubric and Quantitative Criteria for Research Ideas

Dimension	Score	Specific Criteria & Gatekeepers
1. Novelty	5.0	Truly Revolutionary: Paradigm-shifting innovation.
	4.7 – 4.9	Highly Novel: Innovation with significant advancement and unique perspective.
	4.0 – 4.6	Clear/Moderately Novel: Meaningful innovation, or containing some incremental elements.
	< 4.0	Limited/Minimal: Primarily incremental improvements with insufficient novelty.
2. Feasibility	5.0	Perfect Path: All implementation details are complete and impeccable.
	4.7 – 4.9	Highly Feasible: Clear and comprehensive path with detailed specifics.
	4.0 – 4.6	Very Feasible/Feasible: Good outline but may lack some details.
	< 4.0	Moderate/Difficult: Severe lack of details, or hard to implement with existing resources.
3. Theoretical Support	4.5 – 5.0	[Condition: Must contain “Step 1/2/3” structural tags] 5.0: Tags + Outstanding argumentation (>300 words) + Profound insight 4.9: Tags + Comprehensive argumentation (>250 words) + In-depth analysis 4.8: Tags + Solid argumentation (>200 words) + Clear analysis 4.7: Tags + Sufficient argumentation (>150 words)
		≤ 4.4
4. Logical Alignment	4.5 – 5.0	[Condition: Must contain a complete multi-step logic chain] (Limitation → Compatibility → Gap → Solution → Result) 5.0: Complete chain + Outstanding modification details + Perfect result prediction 4.7 – 4.9: Complete chain + Comprehensive/Solid modification details 4.5 – 4.6: Chain exists, details need supplementation
		≤ 4.4