
Temporal Robustness against Data Poisoning

Wenxiao Wang

Department of Computer Science
University of Maryland
College Park, MD 20742
wxw@umd.edu

Soheil Feizi

Department of Computer Science
University of Maryland
College Park, MD 20742
sfeizi@umd.edu

Abstract

Data poisoning considers cases when an adversary manipulates the behavior of machine learning algorithms through malicious training data. Existing threat models of data poisoning center around a single metric, the number of poisoned samples. In consequence, if attackers can poison more samples than expected with affordable overhead, as in many practical scenarios, they may be able to render existing defenses ineffective in a short time. To address this issue, we leverage timestamps denoting the birth dates of data, which are often available but neglected in the past. Benefiting from these timestamps, we propose a temporal threat model of data poisoning with two novel metrics, earliness and duration, which respectively measure how long an attack started in advance and how long an attack lasted. Using these metrics, we define the notions of temporal robustness against data poisoning, providing a meaningful sense of protection even with unbounded amounts of poisoned samples when the attacks are temporally bounded. We present a benchmark with an evaluation protocol simulating continuous data collection and periodic deployments of updated models, thus enabling empirical evaluation of temporal robustness. Lastly, we develop and also empirically verify a baseline defense, namely temporal aggregation, offering provable temporal robustness and highlighting the potential of our temporal threat model for data poisoning.

1 Introduction

Many applications of machine learning rely on training data collected from potentially malicious sources, which motivates the study of data poisoning. Data poisoning postulates an adversary who manipulates the behavior of machine learning algorithms [11] through malicious training data.

A great variety of poisoning attacks have been proposed to challenge the reliability of machine learning with unreliable data sources, including triggerless attacks [2, 22, 15, 30, 46, 1, 10] and backdoor attacks [8, 35, 29, 43, 32, 45], depending on whether input modifications are required at inference time. At the same time, diverse defenses are proposed, some of which aim at detecting/filtering poisoned samples [33, 9, 25, 34, 37, 23, 44], some of which aim at robustifying models trained with poisoned samples [41, 36, 27, 19, 12, 16, 13, 14, 6, 42, 7, 39, 26, 38, 40].

The number of poisoned samples is absolutely a key metric among existing threat models of data poisoning, and defenses are typically designed for robustness against bounded numbers of poisoned samples. However, the number of poisoned samples defenses may tolerate can be quite limited (e.g. $\leq 0.1\%$ of the dataset size), as supported empirically by [3, 4, 32, 10, 5] and theoretically by [40]. Furthermore, an explicit bound on the number of poisoned samples is not available in many practical scenarios and therefore it can be possible for attacks to render existing defenses ineffective in a short time. For example, when data are scraped from the internet, an attacker can always post more poisoned samples online; when data are contributed by users, a single attacker may pose itself as

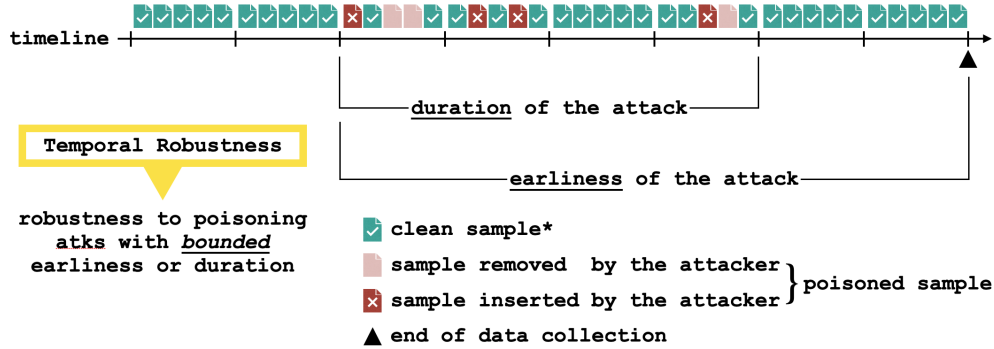


Figure 1: An illustration of our temporal modeling of data poisoning. Every sample, no matter whether it is clean or poisoned, is associated with a birth date, i.e. a timestamp denoting when the sample becomes available for collection. Two temporal metrics are proposed to characterize a data poisoning attack: **Earliness**, how long the poisoning attack started in advance, is determined by the earliest timestamp of all poisoned samples; **Duration**, how long the poisoning attack lasted, is defined as the time passed from the earliest to the latest timestamps of all poisoned samples.

multiple users to poison a lot more training samples. In these cases, the robustness notions in existing threat models of data poisoning fail to provide a meaningful sense of protection.

Is there any option other than the number of poisoned samples? Yes! When collecting data, there are usually corresponding timestamps available but neglected previously in modeling data poisoning. For instance, a company can keep track of the actual creation time of user data; online contents often come with a publication date indicating when they are posted. While attackers may create poisoned samples of many kinds, they typically have no direct way to set the values of these timestamps. In addition, temporally bounded poisoning attacks have been proposed in a couple specific scenarios [28, 5]. These motivate us to use time as a new dimension for defenses against data poisoning.

To summarize, we make the following contributions:

- proposing a **novel threat model** for data poisoning along with the notions of **temporal robustness**, providing meaningful protections even with potentially unbounded amounts of poisoned samples when the attacks are temporally bounded;
- designing a **benchmark** with an evaluation protocol that simulates continuous data collection with periodic model updates, enabling empirical evaluation of temporal robustness;
- developing and verifying a **baseline defense** with **provable** temporal robustness.

2 Temporal Modeling of Data Poisoning

2.1 Background: Threat Models that Center Around the Number of Poisoned Samples

Here we recap a typical threat model depending heavily on the number of poisoned samples.

Let \mathcal{X} be the input space, \mathcal{Y} be the label space and $\mathcal{D} = (\mathcal{X} \times \mathcal{Y})^{\mathbb{N}}$ be the space of all possible training sets. Let $f : \mathcal{D} \times \mathcal{X} \rightarrow \mathcal{Y}$ be a learner that maps an input to a label conditioning on a training set. Given a training set $D \in \mathcal{D}$, a learner $f : \mathcal{D} \times \mathcal{X} \rightarrow \mathcal{Y}$ and a target sample $x_0 \in \mathcal{X}$ with its corresponding ground truth label $y_0 \in \mathcal{Y}$, the attack succeeds and the defense fails when a poisoned training set $D' \in \mathcal{D}$ is found such that $D \oplus D' \leq \tau$ and $f(D', x_0) \neq y_0$. Here $D \oplus D' = |(D \setminus D') \cup (D' \setminus D)|$ is the symmetric distance between two training sets, which is equal to the minimum number of insertions and removals needed to change D to D' . τ is the attack budget denoting the maximum number of poisoned samples allowed.

2.2 Proposal: Temporal Modeling of Data Poisoning

In existing threat models for data poisoning, the key characteristic of an attack is the number of poisoned samples: Attacks try to poison (i.e. insert or remove) fewer samples to manipulate model behaviors and defenses try to preserve model utility assuming a bounded number of poisoned samples.

As a result, if attackers can poison more samples than expected with affordable overhead, which is possible in many practical scenarios, they may render existing defenses ineffective in a short time. Towards addressing this issue, we incorporate the concepts of time in modeling data poisoning.

Definition 2.1 (Timeline). *The timeline T is simply the set of all integers \mathbb{Z} , where smaller integers denote earlier points in time and the difference of two integers is associated with the amount of time between them.*

Notably, we use notions of discrete timelines in this paper.

Definition 2.2 (Data with Birth Dates). *Let \mathcal{X} be the input space, \mathcal{Y} be the label space, every sample is considered to have the form of (x, y, t) , where $x \in \mathcal{X}$ is its input, $y \in \mathcal{Y}$ is its label and $t \in T$ is a timestamp, namely its birth date, denoting when the sample becomes available for collection. We use $\mathcal{D}_T = (\mathcal{X} \times \mathcal{Y} \times T)^\mathbb{N}$ to denote the space of all possible training sets with timestamps.*

In practice, the birth dates of samples are determined in the data collection process. For example, a company may set the birth dates to the actual creation time of its users' data; When scraping data from the internet, one may use upload dates available on third-party websites; In cases of continuous data collection, the birth dates can also be simply set to the time that samples are first seen.

Definition 2.3 (Temporal Data Poisoning Attack). *Let $D_{clean} \in \mathcal{D}_T$ be the clean training set, i.e. the training set that would be collected if there were no attacker. The attacker can insert a set of samples $D_{insert} \in \mathcal{D}_T$ to the training set and remove a set of samples $D_{remove} \subseteq D_{clean}$ from the training set, following Assumption 2.4 but with no bound on the numbers of samples inserted or removed. Let $D' = (D_{clean} \setminus D_{remove}) \cup D_{insert}$ be the resulted, poisoned training set and $f : \mathcal{D}_T \times \mathcal{X} \rightarrow \mathcal{Y}$ be a learner that maps an input to a label conditioning on a training set with timestamps. Given a target sample $x_0 \in \mathcal{X}$ with a corresponding ground truth label $y_0 \in \mathcal{Y}$, the attack succeeds and the defense fails when $f(D', x_0) \neq y_0$.*

Assumption 2.4 (Partial Reliability of Birth Dates). *The attacker has **no** capability to **directly** set the birth dates of samples.*

In another word, Assumption 2.4 means that no poisoned sample can have a birth date falling outside the active time of the attacker:

- If an attack starts at time t_0 , no poisoned sample can have a timestamp smaller than t_0 (i.e. $t \geq t_0$ for all $(x, y, t) \in D_{remove} \cup D_{insert}$);
- If an attack ends at time t_1 , no poisoned sample can have a timestamp larger than t_1 (i.e. $t \leq t_1$ for all $(x, y, t) \in D_{remove} \cup D_{insert}$).

It is worth noting that this does not mean that the attacker has no control over the birth dates of samples. For instance, an attacker may inject poisoned samples at a specific time to control their birth dates or change the birth dates of clean samples by blocking their original uploads (i.e. removing them from the training set) and re-inserting them later.

With the above framework, we now introduce two temporal metrics, namely **earliness** and **duration**, that are used as attack budgets in our temporal modeling of data poisoning. An illustration of both concepts is included in Figure 1.

Definition 2.5 (Earliness). *Earliness measures how long a poisoning attack started in advance (i.e. how early it is when the attack started). The earliness of an attack is defined as*

$$\tau_{earliness} = t_{end} - \left(\min_{(x,y,t) \in D_{poison}} t \right) + 1,$$

where t_{end} is the time when the data collection ends, $D_{poison} = D_{remove} \cup D_{insert}$ is the set of poisoned samples, containing all samples that are inserted or removed by the attacker. The earliness of an attack is determined by the poisoned sample with the earliest birth date.

Definition 2.6 (Duration). *Duration measures how long a poisoning attack lasted. The duration of an attack is defined as*

$$\tau_{duration} = \left(\max_{(x,y,t) \in D_{poison}} t \right) - \left(\min_{(x,y,t) \in D_{poison}} t \right) + 1,$$

where $D_{poison} = D_{remove} \cup D_{insert}$ is the set of all poisoned samples. The duration of an attack is determined by the time passed from the earliest birth date of poisoned samples to the latest one.

These notions for earliness and duration of attacks enable the description of the following new form of robustness that is never available without incorporating temporal concepts.

Definition 2.7 (Temporal Robustness against Data Poisoning). *Let $D_{clean} \in \mathcal{D}_T$ be the clean training set and $f : \mathcal{D}_T \times \mathcal{X} \rightarrow \mathcal{Y}$ be a learner that maps an input to a label conditioning on a training set with timestamps. For a given target sample $x_0 \in \mathcal{X}$ with the ground truth label y_0 ,*

- *f is robust against data poisoning with a maximum earliness of τ if for all D_{insert} and D_{remove} with $\tau_{earliness} \leq \tau$, $f((D_{clean} \setminus D_{remove}) \cup D_{insert}, x_0) = y_0$.*
- *f is robust against data poisoning with a maximum duration of τ if for all D_{insert} and D_{remove} with $\tau_{duration} \leq \tau$, $f((D_{clean} \setminus D_{remove}) \cup D_{insert}, x_0) = y_0$.*

Informally, a learner or a defense offers temporal robustness against data poisoning if all poisoning attacks with earliness or duration bounded by τ cannot manipulate its behavior.

Temporal robustness against data poisoning can be more desirable than existing notions, especially for scenarios where attackers may poison more and more samples with affordable overhead: The number of poisoned samples is no longer a good measure of attack efforts, but the proposed concepts of earliness and duration are closely tied to the difficulty of conducting the attack as long as time travels remain fictional.

3 A Temporal Robustness Benchmark

In this section, we present a benchmark to support empirical evaluations of temporal robustness by simulating continuous data collection and periodic deployments of updated models.

3.1 Dataset

We use News Category Dataset [20, 21] as the base of our benchmark, which contains news headlines from 2012 to 2022 published on HuffPost (<https://www.huffpost.com>). In News Category Dataset, every headline is associated with a category where it was published and a publication date. Notably, this setting is well aligned with our Assumption 2.4, Partial Reliability of Birth Dates, as a potential attacker may be capable of submitting a poisoned headline but cannot set a publication date that is not its actual date of publication.

Following the recommendation by [20], we use only samples within the period of 2012 to 2017 as HuffPost stopped maintaining an extensive archive of news articles in 2018. To be specific, we preserve only news headlines dated from 2012-02-01 to 2017-12-31 and the resulting dataset contains in total 191939 headlines and 41 categories, temporally spanning over $n_{month} = 71$ months. For better intuitions, we include examples of headlines with categories and publication dates in Table 1 and the counts of headlines in each month in Figure 2. In addition, while natural distribution shifts over time are not the main focus of this work, it is worth noting that such natural shifts exist evidently, as shown in Figure 3, where we can observe that most categories are only active for a subset of months.

Headline	Category	Date
The Good, the Bad and the Beautiful	WELLNESS	2012-02-08
Nature Is a Gift	FIFTY	2015-04-29
How To Overcome Post-Travel Blues	TRAVEL	2016-06-26
Who Is The Real Shande Far Di Goyim?	POLITICS	2017-08-27

Table 1: Examples of headlines with categories and publication dates from News Category Dataset [20].

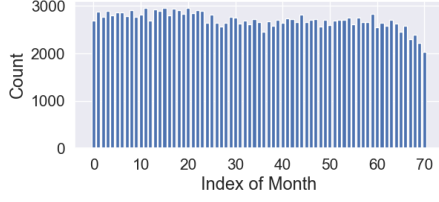


Figure 2: Counts of headlines published in each month. On average, 2703 headlines are published per month.

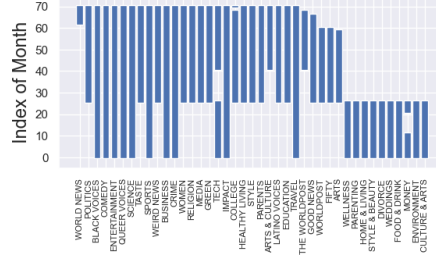


Figure 3: Presences of news categories in different months. Marked positions indicate categories published in the corresponding month.

3.2 Evaluation Protocol

Following the notations from Section 2.2, we denote every sample in the form of (x, y, t) , where $x \in \mathcal{X}$ is the headline, $y \in \mathcal{Y}$ is its corresponding category and $t \in T$ is its publication date.

We use D_i to denote the set of all samples published in the i -th month for $0 \leq i < n_{\text{month}} = 71$.

Let $f : \mathcal{D}_T \times \mathcal{X} \rightarrow \mathcal{Y}$ be a learner (i.e. a function that maps a headline to a category conditioning on a training set with timestamps). Recalling the notion of temporal robustness from Definition 2.7, for a given target sample x_0 with the ground truth label y_0 , we use

- $\mathbb{1}_{\tau_{\text{earliness}} \leq \tau} [f, D, (x_0, y_0)]$ to denote whether f is robust against data poisoning with a maximum earliness of τ when $D_{\text{clean}} = D$;
- $\mathbb{1}_{\tau_{\text{duration}} \leq \tau} [f, D, (x_0, y_0)]$ to denote whether f is robust against data poisoning with a maximum duration of τ when $D_{\text{clean}} = D$.

With these notions, we define robust fractions corresponding to bounded earliness and duration of poisoning attacks, which serve as robustness metrics of the temporal robustness benchmark.

Definition 3.1 (Robust Fraction). *For a given n_{start} , which denotes the first month for testing,*

- *the robust fraction of a learner f corresponding to a maximum earliness of τ is defined as*

$$\frac{\sum_{i=n_{\text{start}}}^{n_{\text{month}}-1} \sum_{(x,y,t) \in D_i} \mathbb{1}_{\tau_{\text{earliness}} \leq \tau} \left[f, \bigcup_{j=0}^{i-1} D_j, (x, y) \right]}{\left| \bigcup_{j=n_{\text{start}}}^{n_{\text{month}}-1} D_j \right|};$$

- *the robust fraction of a learner f corresponding to a maximum duration of τ is defined as*

$$\frac{\sum_{i=n_{\text{start}}}^{n_{\text{month}}-1} \sum_{(x,y,t) \in D_i} \mathbb{1}_{\tau_{\text{duration}} \leq \tau} \left[f, \bigcup_{j=0}^{i-1} D_j, (x, y) \right]}{\left| \bigcup_{j=n_{\text{start}}}^{n_{\text{month}}-1} D_j \right|}.$$

Intuitively, here we are simulating a continuous data collection with periodic deployments of updated models, where models can be updated monthly with access to data newly arrived this month and all previous data. In another word, each month of samples will be used as test data individually, and when predicting the categories of samples from the i -th month, the model to be used will be the one trained from only samples of previous months (i.e. from the 0-th to the $(i-1)$ -th month). The first n_{start} months are excluded from test data to avoid performance variation due to the scarcity of training samples. Here, with $n_{\text{month}} = 71$ months of data available, we set $n_{\text{start}} = 36$, which is about half of the months. The resulted test set contains a total of 91329 samples, i.e. $\left| \bigcup_{j=n_{\text{start}}}^{n_{\text{month}}-1} D_j \right| = 91329$.

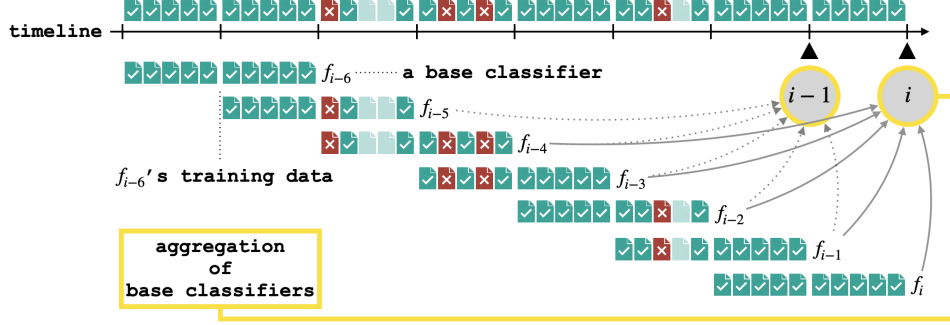


Figure 4: An illustration of temporal aggregation with base coverage $n = 2$ and aggregation size $k = 5$ (i.e. 2 periods of training data per base classifier and 5 base classifiers per aggregation).

4 A Baseline Defense with Provable Temporal Robustness

4.1 Temporal Aggregation

Here we present temporal aggregation, a very simple baseline defense with provable temporal robustness, deliberately designed for periodic model updates with continuous data collection, to corroborate the usability of our temporal threat model. Considering a process of periodic model updates with continuous data collection, where i is the index of the current period, we use D_0, D_1, \dots, D_i to denote respectively the sets of samples collected in each of all finished data collection periods. For simplicity, we use $D_{s,t} = \bigcup_{j=s}^t D_j$ to denote the union of D_s through D_t .

Definition 4.1 (Temporal Aggregation). *Given a deterministic learner f that maps a training set $D \in \mathcal{D}_T$ to a classifier $f_D : \mathcal{X} \rightarrow \mathcal{Y}$ (i.e. a function mapping the input space \mathcal{X} to the label space \mathcal{Y}), **temporal aggregation** with base coverage n and aggregation size k computes the prediction for a test sample $x \in \mathcal{X}$ as follows:*

$$\arg \max_{y \in \mathcal{Y}} \sum_{j=i-k+1}^i \mathbb{1}[f_j(x) = y],$$

where $f_j = f_{D_{j-n+1,j}}$ is the base classifier obtained by applying the deterministic learner f to the union of $D_{j-n+1}, D_{j-n+2}, \dots, D_j$, $\mathbb{1}[*]$ denotes the indicator function and ties in $\arg \max$ are broken by returning the label with smaller index.

An illustration of temporal aggregation with base coverage $n = 2$ and aggregation size $k = 5$ is included in Figure 4. In short, for every updating period of temporal aggregation, one trains only one new base model using data collected in the last n periods and uses the majority votes of the latest k base models for predictions. Such efficient updates are favorable in practice.

4.2 Provable Temporal Robustness against Poisoning

Intuitively, temporal aggregation offers temporal robustness by limiting the influence of training data within certain intervals of time to the aggregations at inference time. Now we present theoretical results showing its provable temporal robustness. For simplicity, we use ‘period’ as the unit of time in this section and use $\text{TA}([D_0, \dots, D_i], x)$ to denote the prediction of temporal aggregation on the input $x \in \mathcal{X}$, assuming D_0, \dots, D_i are sets of samples collected in previous periods.

Theorem 4.2 (Provable Temporal Robustness against Data Poisoning with Bounded Earliness). *Let D_0, D_1, \dots, D_i be sets of samples collected in different periods, where i is the index of the current period. Let n and k be the base coverage and aggregation size of temporal aggregation. For any $x \in \mathcal{X}$, let $y = \text{TA}([D_0, \dots, D_i], x)$. For any $\tau \in \mathbb{N}$, if for all $y' \in \mathcal{Y} \setminus \{y\}$,*

$$\sum_{j=i-k+1}^{i-\tau} \mathbb{1}[f_j(x) = y] \geq \sum_{j=i-k+1}^{i-\tau} \mathbb{1}[f_j(x) = y'] + \min(\tau, k) + \mathbb{1}[y > y'], \quad (1)$$

then we have $TA([D'_0, \dots, D'_i], x) = y$ for any D'_0, \dots, D'_i reachable from D_0, \dots, D_i after some data poisoning attack with a maximum earliness of τ .

Proof. The idea of this proof is straightforward. Given a maximum earliness of τ , only data from the last τ periods may be poisoned and thus only the last τ base classifiers may behave differently after such an attack. With this observation, it is clear that the left-hand side of Inequality 1, $\sum_{j=i-k+1}^{i-\tau} \mathbb{1}[f_j(x) = y]$ is a lower bound for the number of base classifiers in the aggregation that predicts label y . Similarly, $\sum_{j=i-k+1}^{i-\tau} \mathbb{1}[f_j(x) = y'] + \min(\tau, k)$ is an upper bound for the number of base classifiers in the aggregation that predicts label y' , since no more than $\min(\tau, k)$ base classifiers in the aggregation can be affected. The remaining term in Inequality 1, $\mathbb{1}[y > y']$ is due to the tie-breaking rule of temporal aggregation. Thus when Inequality 1 holds for y' , we know $TA([D'_0, \dots, D'_i], x) \neq y'$. Since Inequality 1 holds for all $y' \neq y$, we have $TA([D'_0, \dots, D'_i], x) = y$ and the proof is completed. \square

Theorem 4.3 (Provable Temporal Robustness against Data Poisoning with Bounded Duration). *Let D_0, D_1, \dots, D_i be sets of samples collected in different periods, where i is the index of the current period. Let n and k be the base coverage and aggregation size of temporal aggregation. For any $x \in \mathcal{X}$, let $y = TA([D_0, \dots, D_i], x)$. For any $\tau \in \mathbb{N}$, if for all $y' \in \mathcal{Y} \setminus \{y\}$ and all $s \in \mathbb{N}$ with $i - k + 1 \leq s \leq i$,*

$$\begin{aligned} & \sum_{j=i-k+1}^{s-1} \mathbb{1}[f_j(x) = y] + \sum_{j=s+\tau+n-1}^i \mathbb{1}[f_j(x) = y] \\ & \geq \sum_{j=i-k+1}^{s-1} \mathbb{1}[f_j(x) = y'] + \sum_{j=s+\tau+n-1}^i \mathbb{1}[f_j(x) = y'] + \min(\tau + n - 1, k) + \mathbb{1}[y > y'] \end{aligned} \quad (2)$$

then we have $TA([D'_0, \dots, D'_i], x) = y$ for any D'_0, \dots, D'_i reachable from D_0, \dots, D_i after some data poisoning attack with a maximum duration of τ .

Proof. With an upper bound of τ for the duration, an attack cannot affect simultaneously any two periods that are at least τ periods away from each other, and therefore no two base classifiers that are at least $\tau + n - 1$ away from each other can be both poisoned. Thus, if assuming f_s is the first base classifier affected by the attack, f_j with $i - k + 1 \leq j \leq s - 1$ or $j \geq s + \tau + n - 1$ must be free from any impact of the attack, and therefore the left-hand side of Inequality 2 is a natural lower bound for the number of base classifiers in the aggregation that predicts label y . In addition, since no two base classifiers that are at least $\tau + n - 1$ away from each other can be both poisoned, $\sum_{j=i-k+1}^{s-1} \mathbb{1}[f_j(x) = y'] + \sum_{j=s+\tau+n-1}^i \mathbb{1}[f_j(x) = y'] + \min(\tau + n - 1, k)$ on the right-hand side of Inequality 2 becomes an upper bound for the number of base classifiers in the aggregation that predicts label y' . Again, $\mathbb{1}[y > y']$ is due to the tie-breaking rule of temporal aggregation. Consequently, we know that Inequality 2 is true for a certain y' and a certain s suggests $TA([D'_0, \dots, D'_i], x) \neq y'$, assuming the first base classifier affected is f_s . Since it is true for all $y' \neq y$ and all s , we have $TA([D'_0, \dots, D'_i], x) = y$ and the proof is completed. \square

Implications and applications of Theorem 4.2 and 4.3: The key conditions used in these two theorems, Inequality 1 and 2, are both computationally easy given predictions from base classifiers: For any sample at inference time, by simply examining the predictions from base classifiers, one can obtain lower bounds for both earliness and duration of data poisoning attacks that stand a chance of changing the prediction from temporal aggregation.

In addition, it is worth noting that Theorem 4.2 and 4.3 do not assume whether D_0, \dots, D_i are all clean or potentially poisoned. Given that in the temporal threat model of data poisoning, D'_0, \dots, D'_i is reachable from D_0, \dots, D_i after some poisoning attack with a maximum earliness (or duration) of τ **if and only if** D_0, \dots, D_i is also reachable from D'_0, \dots, D'_i after some poisoning attack with a maximum earliness (or duration) of τ , these theorems can be applied regardless of whether the training sets are considered clean or potentially poisoned: With clean training data, we obtain lower bounds of earliness and duration required for a hypothetical poisoning attack to be effective; With potentially poisoned data, we get lower bounds of earliness and duration required for a past poisoning attack to be effective. In this work, we apply them for evaluation of temporal aggregation on the temporal robustness benchmark from Section 3, where data are assumed poison-free.

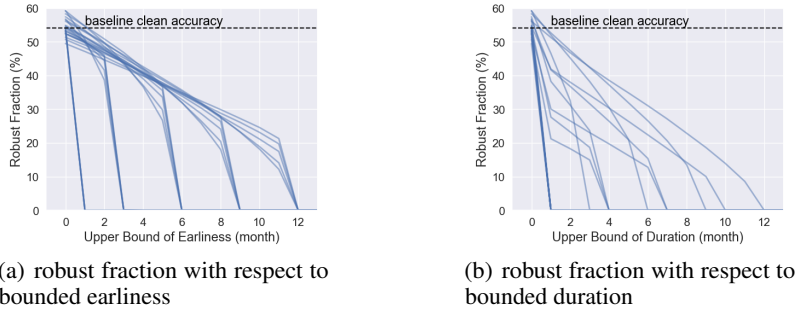


Figure 5: An overview of the performance and temporal robustness of temporal aggregation with with base coverage $n \in \{1, 3, 6, 9, 12\}$ and aggregation size $k \in \{6, 12, 18, 24\}$, a total of 20 combinations of hyperparameters. Detailed views of individual runs can be found in Figure 6 and Figure 7.

5 Evaluation of the Baseline Defense

5.1 Evaluation Setup

Given that the temporal robustness benchmark simulates a setting with monthly updated models, we consider each month a separate period for temporal aggregation (i.e. one base classifier per month) and use ‘month’ as the unit of time. For the base learner (i.e. the learning of each base classifier), we use the pre-trained RoBERTa [17] with a BERT-base architecture as a feature extractor, mapping each headline into a vector with 768 dimensions. We optimize a linear classification head over normalized RoBERTa features with AdamW optimizer [18] for 50 epochs, using a learning rate of 1e-3 and a batch size of 256. To make the base learner deterministic, we set the random seeds explicitly and disable all nondeterministic features from PyTorch [24].

5.2 Establishing Baseline Accuracy

To establish baselines for assessing the performance and temporal robustness of temporal aggregation, we present in Table 2 clean accuracy, i.e. robust fraction from Definition 3.1 with $\tau = 0$, of the base learner trained on varying months of latest data. Corroborating the effects of natural distribution shifts, among settings evaluated, the average clean accuracy over all categories reaches its peak when using the latest one month of data for training, thus we use the corresponding value,

Category	$n = 1$	$n = 3$	$n = 6$	$n = 9$	$n = 12$
all	54.09%	53.77%	53.47%	53.43%	53.15%
WORLD NEWS	59.00%	46.59%	36.79%	31.39%	25.56%
POLITICS	62.13%	57.52%	55.36%	54.31%	53.96%
TRAVEL	52.30%	56.65%	59.46%	61.63%	62.26%
COLLEGE	42.30%	49.30%	51.68%	54.20%	57.28%

Table 2: Clean accuracy of the base learner trained on the latest n months of samples.

54.09% as the baseline clean accuracy in our evaluation. In addition, here we observe that different categories can have different degrees of temporal distribution shifts and different data availability: For some categories including WORLD NEWS/POLITICS, training on earlier data reduces accuracy, indicating effects of temporal distribution shifts; For some categories including TRAVEL/COLLEGE, training on earlier data improves accuracy, indicating the effects from using more data.

5.3 Performance and Robustness

In Figure 5, we include an overview of the performance and robustness of temporal aggregation with base coverage $n \in \{1, 3, 6, 9, 12\}$ and aggregation size $k \in \{6, 12, 18, 24\}$, a total of 20 combinations of hyperparameters. For clarity, we defer the study of hyperparameters to Section 5.4.

From Figure 5, we observe that temporal aggregation is capable of providing decent temporal robustness with minimal loss of clean accuracy. For example, with $n = 1$ and $k = 24$, it is provably robust for a sizable share (with respect to the baseline clean accuracy) of test samples against poisoning attacks that started no more than 8 ~ 11 months in advance (earliness) and attacks that lasted for no more than 6 ~ 9 months (duration).

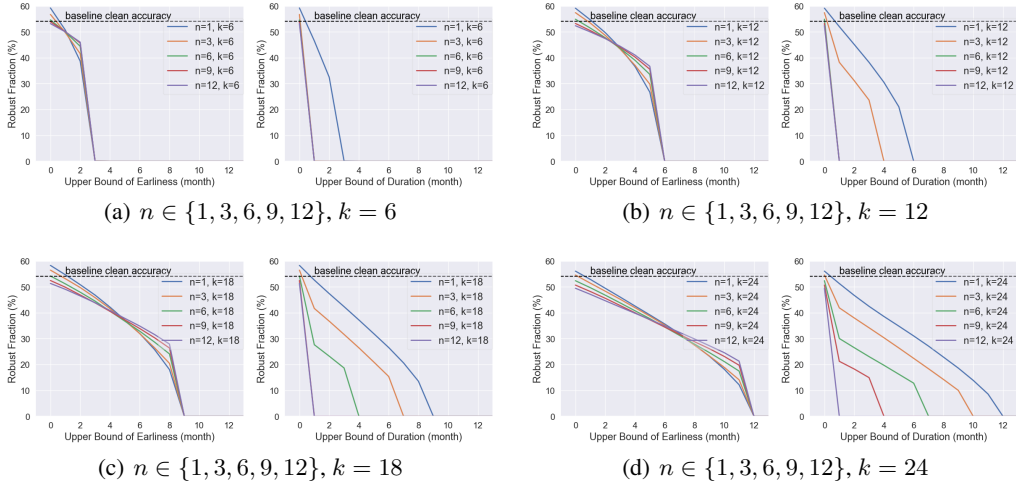


Figure 6: The effects of base coverage n to the performance and temporal robustness.

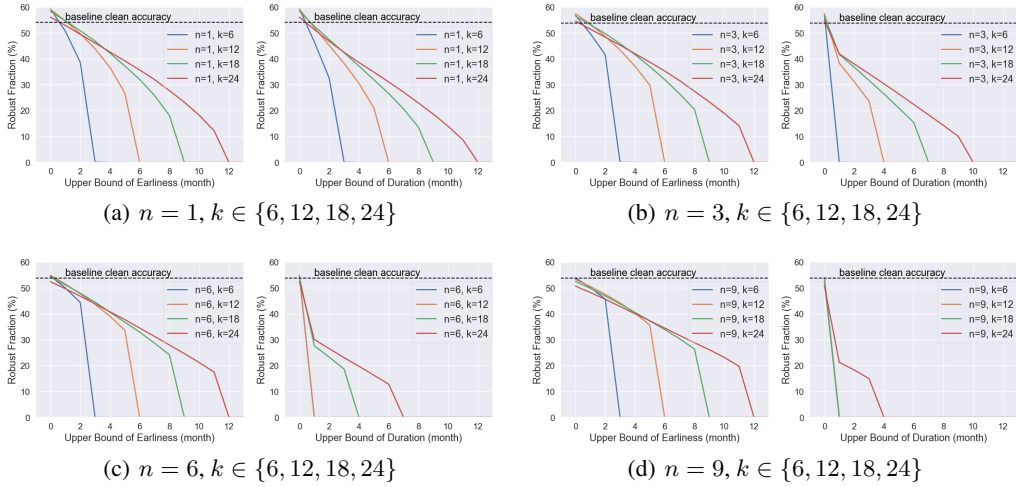


Figure 7: The effects of aggregation size k to the performance and temporal robustness.

5.4 Hyperparameters for Temporal Aggregation

The effects of base coverage n : In Figure 6, we compare the robust fraction of temporal aggregation with different base coverage n . Intuitively, the choice of n involves a trade-off between training set size and distribution shifts: A larger n increases training set size, which is positive to clean accuracy, but also enlarges distribution shifts, as more samples from early-time will be included, which is negative to clean accuracy. In this case, however, we observe a mild but negative impact from increasing n to performance, consistent with previous observations from Table 2, again indicating the presence of strong natural distribution shifts over time. Regarding temporal robustness, Figure 6 suggests that a larger n significantly reduces temporal robustness of temporal aggregation against poisoning attacks with bounded duration, which is expected as an attacker can affect more base classifiers within the same duration.

The effects of aggregation size k : In Figure 7, we present a comparison of temporal aggregation with different aggregation size k , where we observe that a larger k has a rather mild negative impact on performance but greatly facilitates temporal robustness with both bounded earliness and duration. This is because, with a larger k , more base classifiers will be utilized in the aggregation. On the one hand, these extra base classifiers are trained on earlier data with larger natural distribution shifts from

test distribution, hence the reduced clean accuracy; On the other hand, extra base classifiers dilute the impact from poisoned base classifiers to the aggregation, hence the improved robustness.

6 Related Work

The proposed defense, temporal aggregation, is inspired by aggregation-based certified defenses for the traditional modeling of data poisoning, with a shared spirit of using voting for limiting the impacts of poisoned samples. [16, 39, 40, 26, 38] assume deterministic base learners and guarantee the stability of predictions with bounded numbers of poisoned samples. [14, 6] provides probabilistic guarantees of the same form with small, bounded error rates using potentially stochastic learners.

7 Discussion

Temporal Aggregation introduces little-to-none extra training cost in many practical cases. In reality with continuous data collection, a common practice is to re-train/update models using new data every once in a while because model performance degrades as time evolves. As mentioned in Section 4.1, to use Temporal Aggregation, one still only need to train one classifier per updating period since previous base classifiers can be reused, which incurs minimal/no extra training overhead.

The increase of inference overhead can be small depending on the design of base classifiers. Naturally, using more base classifiers (i.e. using a larger k) increases the inference overhead. However, the extra inference overhead can be small depending on the designs of base classifiers. An example design is to fine-tune only the last few layers of the model instead of training entirely from scratch. If one uses a shared, pre-trained feature extractor and only trains a task head for each base classifier (as in our Section 5), the shared feature extractor only needs to be forwarded once for inference and the extra overhead can be minimized.

Using both time and the number of poisoned samples to characterize attack budgets. While this work focuses on the benefits of incorporating temporal concepts, it is worth noting that earliness and duration can be combined with the number of poisoned samples in bounding attack budgets. As an example, our baseline defense Temporal Aggregation is not only a provable defense against attacks with bounded earliness and duration but also a provable defense with respect to a bounded number of poisoned samples (when using a small base coverage n). This follows directly from previous aggregation defenses [16, 39] targeting attacks with the number of poisoned samples bounded.

Potential opportunities for other defenses. The temporal threat model of data poisoning may offer new angles to improve the usability of existing poisoning defenses for different stages. For detection-based defenses [33, 9, 25, 34, 37, 23, 44] targeting the early stages where the models have not been trained, the temporal threat model may delay the success of poisoning attacks and allow detection-based defenses to operate on more data. Another promising direction is to locate poisoned samples after the attack succeeds [31], which targets later stages where the models have been deployed. If one can reverse poisoning attacks shortly after they succeed, incorporating the temporal threat model can help to prolong every attack process and may eventually ensure a low exploitability of poisoning attacks.

8 Conclusion

Incorporating timestamps of samples that are often available but neglected in the past, we provide a novel, temporal modeling of data poisoning. With our temporal modeling, we derive notions of temporal robustness that offer meaningful protections even with unbounded amounts of poisoned samples, which is never possible with traditional modelings. We design a temporal robustness benchmark to support empirical evaluations of the proposed robustness notions. We propose temporal aggregation, an effective baseline defense with provable temporal robustness. Evaluation verifies its temporal robustness against data poisoning and highlights the potential of the temporal threat model.

Acknowledgements

This project was supported in part by Meta grant 23010098, NSF CAREER AWARD 1942230, HR001119S0026 (GARD), ONR YIP award N00014-22-1-2271, Army Grant No. W911NF2120076, NIST 60NANB20D134, the NSF award CCF2212458, a capital one grant and an Amazon Research Award.

References

- [1] Hojjat Aghakhani, Dongyu Meng, Yu-Xiang Wang, Christopher Kruegel, and Giovanni Vigna. Bullseye polytope: A scalable clean-label poisoning attack with improved transferability. In *IEEE European Symposium on Security and Privacy, EuroS&P 2021, Vienna, Austria, September 6-10, 2021*, pages 159–178. IEEE, 2021. doi: 10.1109/EuroSP51992.2021.00021. URL <https://doi.org/10.1109/EuroSP51992.2021.00021>.
- [2] Battista Biggio, Blaine Nelson, and Pavel Laskov. Poisoning attacks against support vector machines. In *Proceedings of the 29th International Conference on Machine Learning, ICML 2012, Edinburgh, Scotland, UK, June 26 - July 1, 2012*. icml.cc / Omnipress, 2012. URL <http://icml.cc/2012/papers/880.pdf>.
- [3] Nicholas Carlini. Poisoning the unlabeled dataset of semi-supervised learning. In Michael Bailey and Rachel Greenstadt, editors, *30th USENIX Security Symposium, USENIX Security 2021, August 11-13, 2021*, pages 1577–1592. USENIX Association, 2021. URL <https://www.usenix.org/conference/usenixsecurity21/presentation/carlini-poisoning>.
- [4] Nicholas Carlini and Andreas Terzis. Poisoning and backdooring contrastive learning. In *The Tenth International Conference on Learning Representations, ICLR 2022, Virtual Event, April 25-29, 2022*. OpenReview.net, 2022. URL <https://openreview.net/forum?id=iC4UHbQ01Mp>.
- [5] Nicholas Carlini, Matthew Jagielski, Christopher A. Choquette-Choo, Daniel Paleka, Will Pearce, Hyrum Anderson, Andreas Terzis, Kurt Thomas, and Florian Tramèr. Poisoning web-scale training datasets is practical. *CoRR*, abs/2302.10149, 2023. doi: 10.48550/ARXIV.2302.10149. URL <https://doi.org/10.48550/arXiv.2302.10149>.
- [6] Ruoxin Chen, Jie Li, Chentao Wu, Bin Sheng, and Ping Li. A framework of randomized selection based certified defenses against data poisoning attacks. *CoRR*, abs/2009.08739, 2020. URL <https://arxiv.org/abs/2009.08739>.
- [7] Ruoxin Chen, Zenan Li, Jie Li, Junchi Yan, and Chentao Wu. On collective robustness of bagging against data poisoning. In Kamalika Chaudhuri, Stefanie Jegelka, Le Song, Csaba Szepesvári, Gang Niu, and Sivan Sabato, editors, *International Conference on Machine Learning, ICML 2022, 17-23 July 2022, Baltimore, Maryland, USA*, volume 162 of *Proceedings of Machine Learning Research*, pages 3299–3319. PMLR, 2022. URL <https://proceedings.mlr.press/v162/chen22k.html>.
- [8] Xinyun Chen, Chang Liu, Bo Li, Kimberly Lu, and Dawn Song. Targeted backdoor attacks on deep learning systems using data poisoning. *CoRR*, abs/1712.05526, 2017. URL <http://arxiv.org/abs/1712.05526>.
- [9] Ilias Diakonikolas, Gautam Kamath, Daniel Kane, Jerry Li, Jacob Steinhardt, and Alistair Stewart. Sever: A robust meta-algorithm for stochastic optimization. In Kamalika Chaudhuri and Ruslan Salakhutdinov, editors, *Proceedings of the 36th International Conference on Machine Learning, ICML 2019, 9-15 June 2019, Long Beach, California, USA*, volume 97 of *Proceedings of Machine Learning Research*, pages 1596–1606. PMLR, 2019. URL <http://proceedings.mlr.press/v97/diakonikolas19a.html>.
- [10] Jonas Geiping, Liam H. Fowl, W. Ronny Huang, Wojciech Czaja, Gavin Taylor, Michael Moeller, and Tom Goldstein. Witches’ brew: Industrial scale data poisoning via gradient matching. In *9th International Conference on Learning Representations, ICLR 2021, Virtual Event, Austria, May 3-7, 2021*. OpenReview.net, 2021. URL <https://openreview.net/forum?id=01o1nfLLbD>.

- [11] Micah Goldblum, Dimitris Tsipras, Chulin Xie, Xinyun Chen, Avi Schwarzschild, Dawn Song, Aleksander Madry, Bo Li, and Tom Goldstein. Dataset security for machine learning: Data poisoning, backdoor attacks, and defenses. *CoRR*, abs/2012.10544, 2020. URL <https://arxiv.org/abs/2012.10544>.
- [12] Sanghyun Hong, Varun Chandrasekaran, Yigitcan Kaya, Tudor Dumitras, and Nicolas Papernot. On the effectiveness of mitigating data poisoning attacks with gradient shaping. *CoRR*, abs/2002.11497, 2020. URL <https://arxiv.org/abs/2002.11497>.
- [13] Jinyuan Jia, Xiaoyu Cao, and Neil Zhenqiang Gong. Certified robustness of nearest neighbors against data poisoning attacks. *CoRR*, abs/2012.03765, 2020. URL <https://arxiv.org/abs/2012.03765>.
- [14] Jinyuan Jia, Xiaoyu Cao, and Neil Zhenqiang Gong. Intrinsic certified robustness of bagging against data poisoning attacks. In *Thirty-Fifth AAAI Conference on Artificial Intelligence, AAAI 2021, Thirty-Third Conference on Innovative Applications of Artificial Intelligence, IAAI 2021, The Eleventh Symposium on Educational Advances in Artificial Intelligence, EAAI 2021, Virtual Event, February 2-9, 2021*, pages 7961–7969. AAAI Press, 2021. URL <https://ojs.aaai.org/index.php/AAAI/article/view/16971>.
- [15] Pang Wei Koh, Jacob Steinhardt, and Percy Liang. Stronger data poisoning attacks break data sanitization defenses. *Mach. Learn.*, 111(1):1–47, 2022. doi: 10.1007/s10994-021-06119-y. URL <https://doi.org/10.1007/s10994-021-06119-y>.
- [16] Alexander Levine and Soheil Feizi. Deep partition aggregation: Provable defenses against general poisoning attacks. In *9th International Conference on Learning Representations, ICLR 2021, Virtual Event, Austria, May 3-7, 2021*. OpenReview.net, 2021.
- [17] Yinhan Liu, Myle Ott, Naman Goyal, Jingfei Du, Mandar Joshi, Danqi Chen, Omer Levy, Mike Lewis, Luke Zettlemoyer, and Veselin Stoyanov. Roberta: A robustly optimized bert pretraining approach. *arXiv preprint arXiv:1907.11692*, 2019.
- [18] Ilya Loshchilov and Frank Hutter. Fixing weight decay regularization in adam. *CoRR*, abs/1711.05101, 2017. URL <http://arxiv.org/abs/1711.05101>.
- [19] Yuzhe Ma, Xiaojin Zhu, and Justin Hsu. Data poisoning against differentially-private learners: Attacks and defenses. In Sarit Kraus, editor, *Proceedings of the Twenty-Eighth International Joint Conference on Artificial Intelligence, IJCAI 2019, Macao, China, August 10-16, 2019*, pages 4732–4738. ijcai.org, 2019. doi: 10.24963/ijcai.2019/657. URL <https://doi.org/10.24963/ijcai.2019/657>.
- [20] Rishabh Misra. News category dataset. *CoRR*, abs/2209.11429, 2022. doi: 10.48550/arXiv.2209.11429. URL <https://doi.org/10.48550/arXiv.2209.11429>.
- [21] Rishabh Misra and Jigyasa Grover. *Sculpting Data for ML: The first act of Machine Learning*. 01 2021. ISBN 9798585463570.
- [22] Luis Muñoz-González, Battista Biggio, Ambra Demontis, Andrea Paudice, Vasin Wongrasamee, Emil C. Lupu, and Fabio Roli. Towards poisoning of deep learning algorithms with back-gradient optimization. In Bhavani Thuraisingham, Battista Biggio, David Mandell Freeman, Brad Miller, and Arunesh Sinha, editors, *Proceedings of the 10th ACM Workshop on Artificial Intelligence and Security, AISec@CCS 2017, Dallas, TX, USA, November 3, 2017*, pages 27–38. ACM, 2017. doi: 10.1145/3128572.3140451. URL <https://doi.org/10.1145/3128572.3140451>.
- [23] Minzhou Pan, Yi Zeng, Lingjuan Lyu, Xue Lin, and Ruoxi Jia. ASSET: robust backdoor data detection across a multiplicity of deep learning paradigms. *CoRR*, abs/2302.11408, 2023. doi: 10.48550/arXiv.2302.11408. URL <https://doi.org/10.48550/arXiv.2302.11408>.
- [24] Adam Paszke, Sam Gross, Francisco Massa, Adam Lerer, James Bradbury, Gregory Chanan, Trevor Killeen, Zeming Lin, Natalia Gimelshein, Luca Antiga, Alban Desmaison, Andreas Köpf, Edward Z. Yang, Zach DeVito, Martin Raison, Alykhan Tejani, Sasank Chilamkurthy, Benoit Steiner, Lu Fang, Junjie Bai, and Soumith Chintala. Pytorch: An imperative style,

- high-performance deep learning library. *CoRR*, abs/1912.01703, 2019. URL <http://arxiv.org/abs/1912.01703>.
- [25] Andrea Paudice, Luis Muñoz-González, András György, and Emil C. Lupu. Detection of adversarial training examples in poisoning attacks through anomaly detection. *CoRR*, abs/1802.03041, 2018. URL <http://arxiv.org/abs/1802.03041>.
- [26] Keivan Rezaei, Kiarash Banihashem, Atoosa Malemir Chegini, and Soheil Feizi. Run-off election: Improved provable defense against data poisoning attacks. *CoRR*, abs/2302.02300, 2023. doi: 10.48550/arXiv.2302.02300. URL <https://doi.org/10.48550/arXiv.2302.02300>.
- [27] Elan Rosenfeld, Ezra Winston, Pradeep Ravikumar, and J. Zico Kolter. Certified robustness to label-flipping attacks via randomized smoothing. In *Proceedings of the 37th International Conference on Machine Learning, ICML 2020, 13-18 July 2020, Virtual Event*, volume 119 of *Proceedings of Machine Learning Research*, pages 8230–8241. PMLR, 2020. URL <http://proceedings.mlr.press/v119/rosenfeld20b.html>.
- [28] Benjamin IP Rubinstein, Blaine Nelson, Ling Huang, Anthony D Joseph, Shing-hon Lau, Satish Rao, and Nina Taft. Antidote: understanding and defending against poisoning of anomaly detectors. In *Proceedings of the 9th ACM SIGCOMM Conference on Internet Measurement*, pages 1–14, 2009.
- [29] Aniruddha Saha, Akshayvarun Subramanya, and Hamed Pirsiavash. Hidden trigger backdoor attacks. In *The Thirty-Fourth AAAI Conference on Artificial Intelligence, AAAI 2020, The Thirty-Second Innovative Applications of Artificial Intelligence Conference, IAAI 2020, The Tenth AAAI Symposium on Educational Advances in Artificial Intelligence, EAAI 2020, New York, NY, USA, February 7-12, 2020*, pages 11957–11965. AAAI Press, 2020. URL <https://aaai.org/ojs/index.php/AAAI/article/view/6871>.
- [30] Ali Shafahi, W. Ronny Huang, Mahyar Najibi, Octavian Suci, Christoph Studer, Tudor Dumitras, and Tom Goldstein. Poison frogs! targeted clean-label poisoning attacks on neural networks. In Samy Bengio, Hanna M. Wallach, Hugo Larochelle, Kristen Grauman, Nicolò Cesa-Bianchi, and Roman Garnett, editors, *Advances in Neural Information Processing Systems 31: Annual Conference on Neural Information Processing Systems 2018, NeurIPS 2018, December 3-8, 2018, Montréal, Canada*, pages 6106–6116, 2018. URL <https://proceedings.neurips.cc/paper/2018/hash/22722a343513ed45f14905eb07621686-Abstract.html>.
- [31] Shawn Shan, Arjun Nitin Bhagoji, Haitao Zheng, and Ben Y Zhao. Poison forensics: Traceback of data poisoning attacks in neural networks. In *31st USENIX Security Symposium (USENIX Security 22)*, pages 3575–3592, 2022.
- [32] Hossein Souri, Micah Goldblum, Liam Fowl, Rama Chellappa, and Tom Goldstein. Sleeper agent: Scalable hidden trigger backdoors for neural networks trained from scratch. *CoRR*, abs/2106.08970, 2021. URL <https://arxiv.org/abs/2106.08970>.
- [33] Jacob Steinhardt, Pang Wei Koh, and Percy Liang. Certified defenses for data poisoning attacks. In Isabelle Guyon, Ulrike von Luxburg, Samy Bengio, Hanna M. Wallach, Rob Fergus, S. V. N. Vishwanathan, and Roman Garnett, editors, *Advances in Neural Information Processing Systems 30: Annual Conference on Neural Information Processing Systems 2017, December 4-9, 2017, Long Beach, CA, USA*, pages 3517–3529, 2017. URL <https://proceedings.neurips.cc/paper/2017/hash/9d7311ba459f9e45ed746755a32dcd11-Abstract.html>.
- [34] Brandon Tran, Jerry Li, and Aleksander Madry. Spectral signatures in backdoor attacks. In Samy Bengio, Hanna M. Wallach, Hugo Larochelle, Kristen Grauman, Nicolò Cesa-Bianchi, and Roman Garnett, editors, *Advances in Neural Information Processing Systems 31: Annual Conference on Neural Information Processing Systems 2018, NeurIPS 2018, December 3-8, 2018, Montréal, Canada*, pages 8011–8021, 2018. URL <https://proceedings.neurips.cc/paper/2018/hash/280cf18baf4311c92aa5a042336587d3-Abstract.html>.
- [35] Alexander Turner, Dimitris Tsipras, and Aleksander Madry. Label-consistent backdoor attacks. *CoRR*, abs/1912.02771, 2019. URL <http://arxiv.org/abs/1912.02771>.

- [36] Binghui Wang, Xiaoyu Cao, Jinyuan Jia, and Neil Zhenqiang Gong. On certifying robustness against backdoor attacks via randomized smoothing. *CoRR*, abs/2002.11750, 2020. URL <https://arxiv.org/abs/2002.11750>.
- [37] Bolun Wang, Yuanshun Yao, Shawn Shan, Huiying Li, Bimal Viswanath, Haitao Zheng, and Ben Y. Zhao. Neural cleanse: Identifying and mitigating backdoor attacks in neural networks. In *2019 IEEE Symposium on Security and Privacy, SP 2019, San Francisco, CA, USA, May 19-23, 2019*, pages 707–723. IEEE, 2019. doi: 10.1109/SP.2019.00031. URL <https://doi.org/10.1109/SP.2019.00031>.
- [38] Wenxiao Wang and Soheil Feizi. On practical aspects of aggregation defenses against data poisoning attacks, 2023.
- [39] Wenxiao Wang, Alexander Levine, and Soheil Feizi. Improved certified defenses against data poisoning with (deterministic) finite aggregation. *CoRR*, abs/2202.02628, 2022.
- [40] Wenxiao Wang, Alexander Levine, and Soheil Feizi. Lethal dose conjecture on data poisoning. *CoRR*, abs/2208.03309, 2022. doi: 10.48550/arXiv.2208.03309. URL <https://doi.org/10.48550/arXiv.2208.03309>.
- [41] Maurice Weber, Xiaojun Xu, Bojan Karlas, Ce Zhang, and Bo Li. RAB: provable robustness against backdoor attacks. *CoRR*, abs/2003.08904, 2020. URL <https://arxiv.org/abs/2003.08904>.
- [42] Yi Zeng, Si Chen, Won Park, Z. Morley Mao, Ming Jin, and Ruoxi Jia. Adversarial unlearning of backdoors via implicit hypergradient. *CoRR*, abs/2110.03735, 2021. URL <https://arxiv.org/abs/2110.03735>.
- [43] Yi Zeng, Won Park, Z. Morley Mao, and Ruoxi Jia. Rethinking the backdoor attacks’ triggers: A frequency perspective. *CoRR*, abs/2104.03413, 2021. URL <https://arxiv.org/abs/2104.03413>.
- [44] Yi Zeng, Minzhou Pan, Himanshu Jahagirdar, Ming Jin, Lingjuan Lyu, and Ruoxi Jia. How to sift out a clean data subset in the presence of data poisoning? *CoRR*, abs/2210.06516, 2022. doi: 10.48550/arXiv.2210.06516. URL <https://doi.org/10.48550/arXiv.2210.06516>.
- [45] Yi Zeng, Minzhou Pan, Hoang Anh Just, Lingjuan Lyu, Meikang Qiu, and Ruoxi Jia. Narcissus: A practical clean-label backdoor attack with limited information. *CoRR*, abs/2204.05255, 2022. doi: 10.48550/arXiv.2204.05255. URL <https://doi.org/10.48550/arXiv.2204.05255>.
- [46] Chen Zhu, W. Ronny Huang, Hengduo Li, Gavin Taylor, Christoph Studer, and Tom Goldstein. Transferable clean-label poisoning attacks on deep neural nets. In Kamalika Chaudhuri and Ruslan Salakhutdinov, editors, *Proceedings of the 36th International Conference on Machine Learning, ICML 2019, 9-15 June 2019, Long Beach, California, USA*, volume 97 of *Proceedings of Machine Learning Research*, pages 7614–7623. PMLR, 2019. URL <http://proceedings.mlr.press/v97/zhu19a.html>.