

MathTutorBench: A Benchmark for Measuring Open-ended Pedagogical Capabilities of LLM Tutors

Anonymous ACL submission

Abstract

Evaluating the pedagogical capabilities of AI-based tutoring models is critical for making guided progress in the field. Yet, we lack a reliable, easy-to-use, and simple-to-run evaluation that reflects the pedagogical abilities of models. To fill this gap, we present MATH-TUTORBENCH, an open-source benchmark for holistic tutoring model evaluation. MATH-TUTORBENCH contains a collection of datasets and metrics that broadly cover tutor abilities as defined by learning sciences research in dialog-based teaching. To score the pedagogical quality of open-ended teacher responses, we train a reward model and show it can discriminate expert from novice teacher responses with high accuracy. We evaluate a wide set of closed- and open-weight models on *MathTutorBench* and find that subject expertise, indicated by solving ability, does not immediately translate to good teaching. Rather, pedagogy and subject expertise appear to form a trade-off that is navigated by the degree of tutoring specialization of the model. Furthermore, tutoring appears to become more challenging in longer dialogs, where simpler questioning strategies begin to fail. We release the benchmark, code, and leaderboard openly¹ to enable rapid benchmarking of future models.

1 Introduction

Large Language Models (LLMs) present an opportunity to transform education by offering ubiquitous access to individualized tutoring (Jurenka et al., 2024). While these models excel at generating correct answers (Wei et al., 2022; Achiam et al., 2023), experienced teachers help students think for themselves and do not just give away answers to make learning effortless (Sharma et al., 2024). Teaching involves a combination of skills including subject expertise, the ability to diagnose and correct student mistakes, and the application



Figure 1: Effective teaching requires various skills which we categorize into expertise, student understanding, and pedagogical ability. MATH-TUTORBENCH evaluates these according to the tasks shown in the outer ring.

of sound pedagogical techniques. For example, teachers need to know when to withhold answers from students, use Socratic questioning (Anghileri, 2006), or how to engage them cognitively in problem solving (Chi and Wylie, 2014; Kapur, 2016). Therefore, a crucial element of building LLM tutors is their evaluation; it is critical to understand whether their guidance is helpful to prevent harm, and to guide progress in future model development.

Yet, current evaluation practices do not meet these criteria. On the one hand, automatic metrics usually evaluate tutoring models by measuring the word overlap between a ground-truth response and a generated response (Tack et al., 2023), or focus exclusively on question-answering performance (Chevalier et al., 2024). This is fast but arguably fails to capture the intricacies of tutoring. Although human evaluation might be a way to capture these nuances by defining suitable criteria to capture them (Tack and Piech, 2022; Maurya et al., 2024), it is expensive. Importantly, it can only create a snapshot of current performance and cannot be used to evaluate or compare to future models.

¹anonymous.4open.science/r/mathtutorbench-846F

In this work, we fill this gap by releasing MATH-TUTORBENCH, a collection of datasets and metrics to holistically evaluate dialog tutoring models for math tutoring. Teaching is a complex and multifaceted task that extends beyond subject mastery (Nye et al., 2014; Tack et al., 2023; Wang et al., 2024b). Therefore, MATH-TUTORBENCH is divided into three categories: *math expertise* which evaluates the subject-matter expertise of the tutor, *student understanding* which evaluates the tutor’s ability to verify, locate and correct student solutions, and *teacher response generation* which evaluates the scaffolding abilities of the tutor. Math expertise and student understanding are evaluated based on standard metrics, and we propose a novel metric for evaluating teacher response generation. In particular, we train a small and quick-to-run reward model by contrasting effective and less effective tutor utterances in terms of structured scaffolding guidance with questions and hints instead of giving away the answer (Anghileri, 2006). The reward model is then used to score tutor model generations. We show that this metric is reliable by showing that it can distinguish utterances from expert teachers from those stemming from novice teachers (Wang et al., 2024b) with high accuracy.

We evaluate various open- and closed-weight state-of-the-art LLMs and specialized tutoring models on MATH-TUTORBENCH. Our results show that there is a trade-off between subject expertise and pedagogical abilities that is dependent on the degree of specialization of a tutoring LLM. Specializing an LLM for pedagogy comes at the cost of solving ability and, conversely, a high solving accuracy often means that the LLM lacks pedagogy. Still, more specialized tutoring models tend to retain their teaching abilities even further into a dialog with a student, while general models quickly become worse. With this, our work contributes to accelerating the development of tutoring LLMs by providing a holistic benchmark that can be evaluated quickly and fairly using automatic metrics. We release our code and data publicly to promote open research on tutoring LLMs.

2 Related Work

2.1 LLM-Based Dialog Tutoring

A good tutor should scaffold student learning in a structured way rather than just provide correct answers. Current approaches to dialog tutoring using LLMs try to achieve this by different means:

prompt-based elicitation of pedagogical behavior, finetuning models on pedagogical conversations, and alignment with pedagogical preferences.

First, most existing works use LLMs with a carefully chosen prompt which enumerates desired pedagogical behavior. Bridge (Wang et al., 2024b) analyzes the teacher behavior and proposes to structure the prompt into a sequence of decisions, similar to real teachers, first to infer the error type and then to determine the pedagogical intent. Other works mostly directly write extensive prompts (Sonkar et al., 2023; Kargupta et al., 2024). However, defining such prompts is tedious, sensitive to small changes and difficult to test (Jurenka et al., 2024).

Second, several approaches finetune models on real or mostly synthetically generated data. SocraticLM (Liu et al., 2024) uses a GPT-4 judge to evaluate the quality of teacher guidance using correctness and Socratic principles. A similar approach is to role-model teacher and student conversations based on textbook data (Chevalier et al., 2024; Wang et al., 2024a). MathDial (Macina et al., 2023a) is one of the few works that use teachers’ utterances when interacting with students to finetune models. However, it is expensive to collect such data on a larger scale. Therefore, LearnLM (Team et al., 2024) uses an empirically validated mixture of synthetic and teacher-created datasets. However, for capturing high-quality tutoring, teacher-created data is essential and therefore upweighted in their final data mix. Finally, LLMs can be aligned for pedagogical preferences during post-training (Team et al., 2024), because these are usually tacit. However, no datasets are openly available or they rely on larger models such as GPT-4 as a judge which limits its generalizability.

Our benchmark contributes an important missing ingredient in the development of LLM-based tutors – the ability to quickly evaluate and compare models on key pedagogical aspects.

2.2 Automatic & Human Evaluation

Several works rely on automatic NLG metrics such as BLEU (Papineni et al., 2002) or BERTScore (Zhang et al., 2020) for evaluation which require human-annotated ground truths. However, since tutoring has the goal of helping students learn (Macina et al., 2023b), it is very open-ended and there is no single best pedagogical approach at each turn (Jurenka et al., 2024). This results in noisy and unreliable scores from automatic metrics (Tack et al., 2023). There exists an

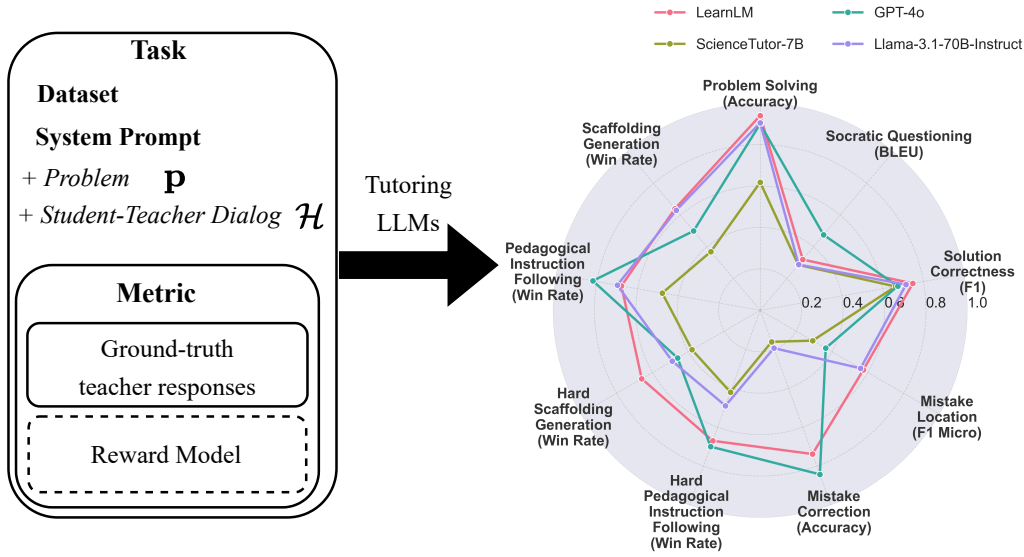


Figure 2: Overview of the *MathTutorBench* benchmark. Each benchmark task defines a dataset, system prompts with problem and dialog, metric, and ground-truth teacher responses. A reward model is used to score the pedagogical quality over teacher responses (win rate). The right part of the figure shows the outcome as a performance comparison of selected LLMs. While they all perform well in a simple problem-solving setting, most of them lack in correct detection of mistakes and generating pedagogical responses.

educational-specific classifier of active teacher listening (Demszky et al., 2021), however, it is limited to only this one dimension of teaching and does not account for the entire dialog history. Therefore, recent finetuned tutoring LLMs (Chevalier et al., 2024; Liu et al., 2024) rely on GPT-4-as-a-judge on dimensions like helpfulness and presentation. Some works on reasoning (Liang et al., 2024) also focus on multi-turn model abilities judged by GPT-4 but they lack an educational focus.

Pedagogical quality annotation requires hiring teachers, but it is time-consuming and hard to compare across trials. Two papers recently addressed the issue (Tack and Piech, 2022; Maurya et al., 2024) by providing evaluation taxonomies but only present one-off static snapshots of current models’ performance without the possibility to automatically evaluate new models. Finally, measuring student learning gains directly focuses on the end goal. However, learner studies are costly, time-consuming (Schmucker et al., 2024), and with strict ethics and privacy requirements. There is a growing interest in designing proper evaluation guidelines (Tack et al., 2023; Jurenka et al., 2024), however, there is still a need for a unified automatic evaluation for scalable model development.

MATHTUTORBENCH addresses the limitations of existing automatic metrics by focusing specifically on tutoring, is simple to run, replicable, and could serve as a proxy for deciding which models

to focus on in human studies. Moreover, our benchmark only uses data collected from real teachers.

3 Background

3.1 Next Teacher Utterance Generation

We focus on educational dialogues between a student and a teacher, where a student is trying to solve a multi-step problem $\mathbf{p} \in \mathcal{V}^*$. The problem has a single numerical solution \mathbf{a} and a sequence of solution steps $\mathbf{s} = (\mathbf{s}_1, \dots, \mathbf{s}_N)$, where each $\mathbf{s}_n \in \mathcal{V}^*$ and \mathbf{s}_N contains the final answer \mathbf{a} . A student solution consists of steps $\hat{\mathbf{s}} = (\hat{\mathbf{s}}_1, \dots, \hat{\mathbf{s}}_M)$ and the first step with a mistake is $e \in \{0, 1, \dots, M\}$, where $e = 0$ means no mistake.

The goal of dialog tutoring is to continue an existing teacher-student dialog $\mathcal{H} := (\mathbf{u}_1, \dots, \mathbf{u}_{T-1})$ consisting of $T - 1$ turns $\mathbf{u}_t \in \mathcal{V}^*$ with a new turn $\mathbf{u}_T \in \mathcal{V}^*$ that simulates the teacher and guides the student towards solving a problem. This is usually done by learning a model $p_{\theta}(\mathbf{u}_T \mid \mathcal{H}, \mathcal{K}, \mathbf{i}_t)$ with parameters $\theta \in \mathbb{R}^d$, which is optionally conditioned on background knowledge \mathcal{K} (in our case only the problem \mathbf{p}) and a teacher intent \mathbf{i}_T , and using a decoding strategy, such as greedy decoding or sampling according to p_{θ} to generate an output. The turn \mathbf{u}_T should then fulfill the desiderate laid out in Section 3.2. The goal of this work is to present a benchmark to understand the quality of various \mathbf{u}_T generated by different models θ .

Task(s)	Math Expertise		Student Understanding			Teacher Response Generation	
	Problem solving	Socratic questioning	Solution correctness	Mistake location	Mistake correction	Scaffolding Gen., Ped. instr. following	Scaffolding Gen., Ped. instr. following
Dataset	GSM8k	GSM8k	StepVerify	StepVerify	StepVerify	MathDialBridge	MathDialBridge[hard]
Input	\mathbf{p}	\mathbf{p}	$\mathbf{p}, \hat{\mathbf{s}}$	$\mathbf{p}, \hat{\mathbf{s}}$	\mathbf{p}, \mathcal{H}	\mathbf{p}, \mathcal{H}	\mathbf{p}, \mathcal{H}
Type	generation	generation	bin. clas. (bal.)	multi-cl.	generation	generation	generation
Ground Truth	\mathbf{a}	$\mathbf{q}_1, \dots, \mathbf{q}_N$	$\mathbb{1}(e \neq 0)$	e	\mathbf{a}	$\mathbf{u}_{teacher}$	$\mathbf{u}_{teacher}$
Instances	1319	1319	2004	2004	1002	1150	327
Avg. turns	-	-	-	-	3.04	3.08	5.78

Table 1: Datasets used in the benchmark and their statistics. Notation defined in Section 3.

3.2 Learning Sciences Principles

We focus on 1:1 multi-turn teacher-student interactions where teachers promote active learning (Freeman et al., 2014) by engaging students through scaffolding nudges, hints, and Socratic questioning. Based on effective teaching research (Lepper and Woolverton, 2002; Chi and Wylie, 2014; Nye et al., 2014; Jurenka et al., 2024), we define the following pedagogical principles: (a) *correctness*: the teacher should guide the student towards the correct answer and not state incorrect facts; (b) *scaffolding instead of giving away the answer*: the teacher should help the student to cognitively engage with the problem and discover the answer on their own; (c) *encourage self-correction*: by correctly identifying the student mistake and first giving the student the opportunity to self-correct and learn from a mistake; (d) *not overload student*: manage cognitive load by not giving too much information at once.

4 MathTutorBench

We introduce MATHTUTORBENCH, a benchmark that evaluates the tutoring capabilities of tutoring models. MATHTUTORBENCH consists of three high-level skills that a good human teacher needs to have (Bommasani et al., 2021): *Expertise*, *Student Understanding* and *Pedagogical Abilities*. These skills are tested by seven different tasks, each consisting of a dataset, prompt, and metric. All tasks in MATHTUTORBENCH are related to math tutoring. The problems are mostly sourced from GSM8k (Cobbe et al., 2021). Table 1 summarizes the datasets and tasks. The prompts used for the tasks in the benchmark are shown in Appendix B.

4.1 Tasks

This section explains each task and complements Table 1 with the rationale for including it.

1. Problem Solving. We include a math word problem solving task that measures the accuracy of the final numeric answer generated with chain-of-thought (Wei et al., 2022) compared to the an-

swer \mathbf{a} . Even though this type of evaluation is popular, saturated, and contaminated, in MATHTUTORBENCH it serves as an indicator of a balance between expertise and pedagogical abilities.

2. Socratic Questioning. Socratic questioning is related to the problem decomposition to smaller and more manageable parts. This task is to evaluate whether a model generates for each correct step s_n at least one corresponding guidance question \mathbf{q}_n towards the correct answer, which could be posed to the student instead of simply providing the answer (Shridhar et al., 2022; Liu et al., 2024).

3. Student Solution Correctness. This task evaluates a teacher’s ability to verify the correctness of a student’s answer. Framed as a balanced binary classification task based on student solution chain $\hat{\mathbf{s}}$, this dimension ensures that the model can objectively discern whether a student’s reply is correct or incorrect, a crucial prerequisite for providing accurate feedback and identification of misconceptions (Wang et al., 2024b).

4. Student Mistake Location. Mistake location is a critical component of effective tutoring, focusing on a teacher’s ability to accurately identify the exact location of the first mistake in a student’s response $\hat{\mathbf{s}}$ (Daheim et al., 2024). This task assesses whether a tutoring model can pinpoint where a student’s reasoning has gone wrong, enabling timely and precise feedback. By detecting steps with mistakes, the model can help students understand their misconceptions and steer the conversation to mitigate them, thus fostering a more productive learning experience (Kapur, 2016; Wang et al., 2024b).

5. Student Mistake Correction. This task measures the performance of a model to generate a reasoning chain with a correct final numeric answer \mathbf{a} even though the student proposes an incorrect answer in the dialog history \mathcal{H} . The conditioning on dialog history is the difference to Problem Solving. We test the models’ ability to handle incorrect solutions. Models should not get derailed by students’ incorrect steps. From a broader perspective, even

Model	Math Expertise		Student Understanding			Pedagogy			
	Problem solving	Socratic questioning	Solution correctness	Mistake location	Mistake correction	Teacher response generation			
Metric	accuracy	bleu	F1	micro F1	accuracy	scaff. win rate	ped.IF win rate	scaff. [hard] win rate	ped.IF [hard] win rate
LLaMA3.2-3B-Instruct	0.60	0.29	0.67	0.41	0.13	0.64	0.63	0.45	0.40
LLaMA3.1-8B-Instruct	0.70	0.29	0.63	0.29	0.09	0.61	0.67	0.46	0.49
LLaMA3.1-70B-Instruct	0.91	0.29	0.71	0.56	0.19	0.63	0.70	0.49	0.49
GPT-4o	0.90	0.48	0.67	0.37	0.84	0.50	0.82	0.46	0.70
LearnLM-1.5-Pro	0.94	0.32	0.75	0.57	0.74	0.64	0.68	0.66	0.67
Llemma-7B-ScienceTutor	0.62	0.29	0.66	0.29	0.16	0.37	0.48	0.38	0.42
Qwen2.5-7B-SocraticLM	0.73	0.32	0.05	0.39	0.23	0.39	0.39	0.28	0.28
Qwen2.5-Math-7B-Instruct	0.88	0.35	0.43	0.47	0.49	0.06	0.07	0.05	0.05

Table 2: We find that expertise and student understanding form a trade-off with pedagogy in tutor response generation. Models are grouped into general, specialized tutoring, and math reasoning models. The win rate is computed as the rate of the reward model preferring model responses over teacher responses. IF = Instruction Following.

if there is an incorrect step in a dialog history \mathcal{H} , this tests the recovery of a model from mistakes.

6. Scaffolding Generation (scaff.). The task is to generate the next teacher utterance u_T as a continuation of the dialog. As it is an open-ended task, we use a reward model to score generations over teacher responses (explained in Section 4.3) to estimate its’ pedagogical quality. The tasks consist of two variations. *Scaffolding generation* focuses on generating an immediate response to a student’s incorrect solution. We use a simple prompt for this version asking models to respond to a student as “an experienced math teacher in a useful and caring way” (Wang et al., 2024b). The second version is *scaffolding generation [hard]*, a variant with a longer conversation history (avg. 5.78 turns).

7. Pedagogical Instruction Following (IF) for Scaffolding Generation. The task refers to the ability of the model to follow pedagogical instructions in prompts and steer the model generations to be more desired (Team et al., 2024). In this task, we use the LearnLM ‘extended’ prompt (Jurenka et al., 2024) which specifically enumerates desired behaviors such as “nudging students”, “asking guiding questions”, and “not overwhelm student”. Therefore, in contrast to a simple prompt from *scaffolding generation*, we hypothesize that models should improve their generations to be more aligned with our set of guiding principles from Section 3. The same is applied to the hard portion of the dataset.

4.2 Datasets

The requirements for the dataset included in the benchmark are to focus on middle school math content and contain 1:1 tutoring conversations written by human teachers. We found two datasets that fit the criteria, Bridge (Wang et al., 2024b) and MathDial (Macina et al., 2023a). We excluded

NCTE (Demszky and Hill, 2023) dataset because it is multi-persona. Bridge (Wang et al., 2024b) contains 700 snippets of real online tutoring conversations by novice teachers, where each response is revised by an expert teacher. MathDial (Macina et al., 2023a) consists of 2.9k tutoring conversations collected by human teachers who interacted with simulated students. Both datasets focus on math, Bridge uses various problem sources and MathDial sources problems from GSM8k (Cobbe et al., 2021); a dataset of math word problems that we used in the expertise task. We combine Bridge and MathDial datasets into a combined dataset called *MathDialBridge* which we further split into one with a maximum of 4 utterances and the rest we put into *MathDialBridge[hard]*. Finally, we use the StepVerify (Daheim et al., 2024) dataset which builds on top of the MathDial student incorrect solutions and introduces annotation of the first erroneous step in a student solution. Table 1 describes all the datasets and their statistics.

4.3 Scaffolding Score

Evaluating pedagogical abilities in tutoring is inherently challenging due to the open-ended nature of the involved tasks. Unlike more structured domains like factual question answering, pedagogy requires assessing the quality of responses such as questioning guidance to the root cause of a mistake, and actionability of productive scaffolding. In other words, we need an efficient and lightweight mechanism, a critic model, that can assign a meaningful score to a generative model’s output based on its pedagogical effectiveness.

4.3.1 Criteria-based Scoring

The most straightforward approach is to train individual critic models for each pedagogical task using labeled data. For an evaluation taxonomy with

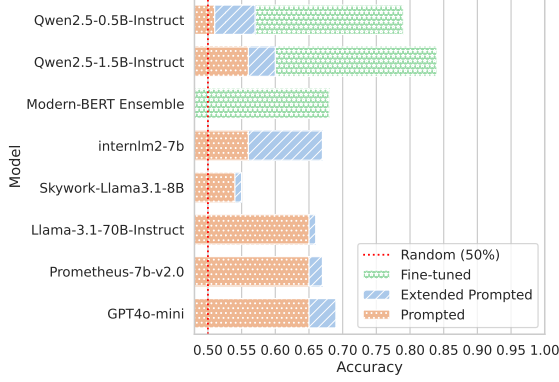


Figure 3: Models performance on pairwise judgment of teacher responses. We compute accuracy on an independent test set based on Bridge dataset (Wang et al., 2024b) as a proportion of Expert teacher responses preferred over Novice teacher responses. Extended prompt enumerates our pedagogical criteria (Figure 7).

n total evaluation criteria, for each criterion i we train a binary classifier $C_i(\mathbf{y})$ that outputs a binary prediction of whether the criteria is present or not in response \mathbf{y} . To combine these into a final score for a response, we aggregate them as $\sum_{i=1}^n C_i(\mathbf{y})$, which represents a discrete score of the total number of predicted desired criteria for the response. For example, MRBench (Maurya et al., 2024) is a small dataset annotated with 8 criteria such as the presence of guidance, actionability, and telling the answer. However, the scale of the required data and sparse features pose significant challenges.

4.3.2 Pairwise Ranking of Teacher Responses

Since labeled data for each criterion can be scarce, we here explore a more unified strategy. Instead of training a separate model for each criterion, where each annotation criterion has inherent subjectivity, we relax the objective and train a single critic model that aggregates multiple criteria into a pairwise comparison. We train a reward model using binary ranking loss by following Ouyang et al. (2022):

$$\mathcal{L}_{\text{rank}} = -\log \sigma(r_{\theta}(\mathbf{x}, \mathbf{y}_c) - r_{\theta}(\mathbf{x}, \mathbf{y}_r) - m) \quad (1)$$

where $r_{\theta}(\mathbf{x}, \mathbf{y})$ is the scalar score for prompt \mathbf{x} and generation \mathbf{y} , \mathbf{y}_c and \mathbf{y}_r are preferred (chosen) and rejected generations respectively. The margin $m(\mathbf{y}_c, \mathbf{y}_r)$ represents the numerical quality difference between the chosen and rejected response but may also be set to 0.

4.3.3 Pairwise Preference Data Pipeline

To create pairwise preference data, we follow our pedagogical criteria from Section 3.2. For example,

Data Mix & Setting	Accuracy	Avg. margin
GSM8k inpaint (22k)	0.60	3.26
MathDial (3.6k)	0.77	1.57
MRBench (4.5k)	0.80	2.60
+ margin in loss (4.5k)	0.79	7.68
+ pretrain (16.7k)	0.80	3.09
+ MathDial (8.1k)	0.84	5.75

Table 3: Ablation of Qwen2.5-1.5B-Instruct reward model. Total number of training instances in brackets. + indicates an addition to the model. Pretraining uses 20% of Ultrafeedback (Cui et al., 2024). We select the most accurate model to calculate the Scaffolding score.

a response is preferred if it is a Socratic question \mathbf{q}_t or it has dialog intent \mathbf{i}_t which probes student understanding. Contrary, a response is chosen as dispreferred if it contains part(s) of the reference solution \mathbf{s} or has a lower number of desired criteria.

To formalize this, for a given dialog history \mathcal{H} and a taxonomy with n criteria, we define a score for each response \mathbf{y} :

$$f(\mathbf{y}) = \sum_{i=1}^n \mathbb{1}(\mathbf{y} \text{ has desired criterion } i) \quad (2)$$

where $\mathbb{1}(\cdot)$ is the indicator function that equals 1 if \cdot holds and 0 otherwise. The condition within the indicator function is determined by: a) human criteria annotations (for MRBench (Maurya et al., 2024)), b) dialog intent annotations \mathbf{i}_t of the used pedagogical strategy (for MathDial (Macina et al., 2023a)), and c) subquestion annotation \mathbf{q}_t (for GSM8k (Cobbe et al., 2021)). For each pair of responses $(\mathbf{y}_i, \mathbf{y}_j)$, we construct a dataset of preference-label pairs $\mathcal{D} = \{(\mathbf{y}_i, \mathbf{y}_j) \mid f(\mathbf{y}_i) > f(\mathbf{y}_j)\}$, where the margin is defined as $m(\mathbf{y}_i, \mathbf{y}_j) = f(\mathbf{y}_i) - f(\mathbf{y}_j)$. The dataset captures the relative preference between responses based on the number of desired criteria they exhibit. The description of the datasets used for training and testing is found in Table 4.

5 Experiments

5.1 Models

MathTutorBench includes an evaluation of three groups of models: general LLMs, LLM tutors, and math reasoners. General LLMs such as open-weight Llama3.1 70B and 8B, newer Llama3.2 3B model, and closed source gpt-4o-mini. We use specialized tutoring models, namely closed-sourced LearnLM-1.5-Pro and recent open-source tutoring models Qwen2.5-7B-SocraticLM (Liu

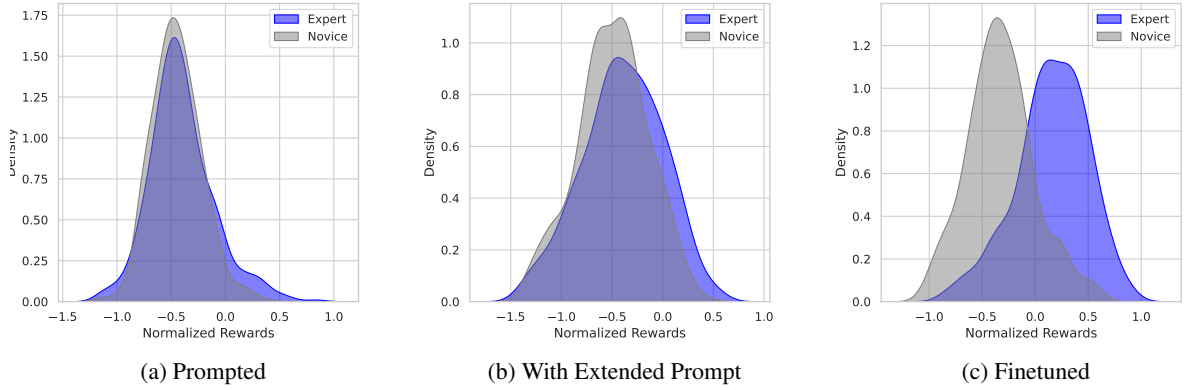


Figure 4: Reward model distribution scores for expert and novice teachers across prompted (prompt in Figure 6), with extended prompt (prompt in Figure 7), and finetuned Qwen2.5-1.5B-Instruct models.

et al., 2024) and Llemma-7B-32K-MathMix (ScienceTutor) (Chevalier et al., 2024). To measure the importance of specially finetuned tutoring models, we evaluate the Qwen2.5-Math-7B-Instruct, which is optimized for math reasoning and was used for finetuning the specialized tutor model SocraticLM.

5.2 Scaffolding Score - Test Set and Metrics

The goal of the Scaffolding score is to estimate the pedagogical quality of the teacher response generation. To validate it, we build a test set containing 482 examples based on Bridge (Wang et al., 2024b) which contains student dialogs with novice teachers. The test set has no instance or problem overlap with our training data. In Bridge, novice teacher responses are improved by expert teachers following an expert-defined decision-making process. The process first identifies the type of the error and then determines the pedagogical strategy and intent. For example, while novice teachers tend to explicitly correct student mistakes by giving away correct answers to students, expert teachers use various scaffolding nudges such as the Socratic method, use hints, or ask for further elaboration of the problematic part. We use the following formula to compute the accuracy of pairwise ranking between expert teacher and novice teacher:

$$\frac{1}{N} \sum_{i=1}^N \mathbb{1}(y_{\text{expert},i} > y_{\text{novice},i}). \quad (3)$$

5.3 Scaffolding Score - Models and Baselines

We use LLM-as-a-judge prompting as a baseline, similar to Jurenka et al. (2024). For this, we use Llama-3.1-70B-Instruct,

GPT-4o-mini, and the specialized judge model Prompetheus-7b-v2.0 (Kim et al., 2024). Moreover, we pick well-performing existing preference-tuned reward models with high scores from the RewardBench (Lambert et al., 2024) on a variety of chat comparisons, namely, Internlm2-7b-reward and Skywork-Reward-Llama-3.1-8B-v0.2. To finetune single criteria-based binary classifiers we use ModernBERT_{base} (Warner et al., 2024) with a classification head. Finally, we use Qwen2.5-0.5B-Instruct and Qwen2.5-1.5B-Instruct for finetuning on preference data, which are small enough to run fast as a part of the benchmark.

6 Results

In this section, we showcase our core findings on MATHTUTORBENCH and demonstrate the robustness and quality of the scaffolding reward model.

6.1 Comparing SotA LLMs (Table 2)

Math expertise does not translate directly to student understanding and pedagogy. Our evaluations reveal a striking imbalance in current language models. While these models exhibit impressive domain knowledge and excel at Problem solving, as evidenced by their performance on datasets like GSM8K, they consistently fall short in Scaffolding generation task. This is particularly clear for Qwen2.5-Math and GPT4o.

Specialized tutoring models improve in pedagogy but do not retain the full solving abilities. The specialized tutoring model SocraticLM achieves good Scaffolding scores for its size and big improvements over the base model (Qwen2.5-

Math). However, it degrades in all Student Understanding tasks. Compared to SocraticLM, the ScienceTutor degrades in math expertise but has significantly better Student correctness solution and pedagogical instruction following. Closed-sourced LearnLM achieves a more reasonable balance across all skills and tasks.

Tutoring is more challenging on longer dialogs. As indicated by the drop in performance in the win rate of tasks, indicated with ‘hard’, the longer the context it is more difficult for more to adapt. For example, it might be important to guide students differently than with a simple Socratic questioning. Only LearnLM can keep consistent performance.

Majority of models suffer by limited pedagogical instruction following. When we compare scaffolding generation with instruction following win rate (in base and hard splits), we notice that GPT4o follows the pedagogical instructions and gains a significant improvement (similarly, there is a smaller improvement for ScienceTutor). However, other models such as the SocraticLM, LearnLM, or Llama models show decreased or similar performance suggesting a limited ability to follow pedagogical instructions defined in prompt.

6.2 Scaffolding Score - Results

Figure 3 shows a comparison between various models evaluated on the task of scoring expert teacher responses higher than novice teacher responses, see Equation 3. LLM-as-a-judge models are sensitive to prompts and positional bias, so we randomize the order. We report simple and extended prompts with detailing pedagogical guidelines (Figure 6 and 7) but their accuracy is lower than 0.7. Performance of reward models from RewardBench (Lambert et al., 2024) on the pedagogical preferences is only slightly higher than random. We also train a combination of criteria-based ModernBERT binary classifiers aggregated into a summed final score, however, it lags behind extended-prompted LLM-as-a-judge models (for individual criterion performance see Table 6). We hypothesize the single criterion data are highly sparse, noisy and imbalanced, and do not have sufficient data size to work.

To summarize, Figure 3 shows that finetuning reward models on pedagogical preference data is essential, as these finetuned reward models outperform both LLMs-as-a-judge models and SoTA reward models from RewardBench, consistent with (Xu et al., 2024). We hypothesize that this

is because of the lack of pedagogical datasets and a fundamental shift between a better chat response and a better pedagogical response.

Ablation of finetuning data. Table 3 shows the results for various data mixtures of pedagogical preference data. We see that synthetic inpainted data (Dai et al., 2022) using stepwise questions and answers from GSM8k do not lead to a significant improvement over the base model. However, using pedagogical preference pairs based on human annotators scores (Maurya et al., 2024) improves the score to 0.8, more than any other baseline in Table 3. However, as this dataset contains mostly model generations, only one of the responses is from a human teacher, and they are highly under-represented. Therefore, we also include conversations from the MathDial training set (Macina et al., 2023a), which is filtered by desired dialog acts (more details in Table 4). The resulting finetuned model achieves the best accuracy of 0.84. As the test set is completely separate and no problems are shared between the train and test set, we pick this reward model as our final model for computing the Scaffolding score for model generation win rates over teacher responses (proportion of model generations preferred over teacher responses).

Scores distribution. Additionally, we plot in Figure 4 the model distribution over scores on the test set. The prompted model with extended prompt and the vanilla model cannot separate the teacher and novice responses as well as the finetuned model. This supports the idea that pedagogical criteria are unique compared to general preference data and we need high-quality pedagogical preference data.

7 Conclusion

In this work we propose MATHTUTORBENCH, a holistic benchmark for quick and cost-effective assessment of the educational capabilities of LLM tutoring models. It fills a crucial gap in the literature, as it allows fast prototyping of models by using only lightweight automatic and learned metrics to evaluate pedagogy. The goal is to not replace human studies measuring learning outcomes, but rather to serve as a measure of which models to use and compare. Finally, we benchmark various models and report a trade-off between expertise, understanding, and pedagogy, as well as diminishing results on longer tutoring conversations.

8 Limitations

Our work focuses on high school math tutoring and limits the insights of the benchmark to multi-step math problems. Despite a limited number of available conversation dataset in other domains, we plan to extend the benchmark to further STEM domains to generalize its applicability and reach.

The conversational data in the benchmark does not contain conversations longer than 10 turns and thus can miss to evaluate very long educational conversations with long-term dependencies which might be present in online tutoring classes.

We study 1:1 conversational tutoring between teacher and student in this work. Specifically, we focus on a teacher using hints and nudges to aid student learning and provide engaging learning opportunities for students. However, there are additional functions of a teacher that we decided not to model, for example building rapport or trust with less engaged students.

The benchmark does not contain all possible dimensions for educational evaluation. For example, it is missing a safety evaluation of potentially harmful tutor responses. It is an extensive research area and not the goal of this work. However, as the benchmark is open-source we plan to extend it to include more safety evaluations.

9 Ethics Statement

Intended usage The goal of the benchmark is to evaluate new and existing dialog tutoring models on the skills related to math expertise, student understanding, and pedagogical capabilities. We will release the code and the dataset under CC-BY-4.0 license. This follows the licences of all the datasets which we are using in the benchmark.

Accessibility and Potential Misuse The main goal of our work is to encourage the community to use the benchmark to improve existing tutoring models by balancing expertise, student understanding, and proper pedagogical guidance. However, there are potential risks related to the data and the scoring reward model. Models could optimize for reward hacking which could lead to suboptimal tutoring behaviour. Moreover, if the data contains some unknown pattern, the risk is that this could be exploited by new models to achieve higher scores. However, we tried to mitigate this by including several various data sources in the benchmark and in the training data, mostly human-annotated. We

encourage the deployment of tutoring models in any case with appropriate safeguards.

References

- Josh Achiam, Steven Adler, Sandhini Agarwal, Lama Ahmad, Ilge Akkaya, Florencia Leoni Aleman, Diogo Almeida, Janko Altschmidt, Sam Altman, Shyamal Anadkat, and 1 others. 2023. Gpt-4 technical report. *arXiv preprint arXiv:2303.08774*.
- Julia Anghileri. 2006. [Scaffolding practices that enhance mathematics learning](#). *Journal of Mathematics Teacher Education*, 9:33–52.
- Rishi Bommasani, Drew A Hudson, Ehsan Adeli, Russ Altman, Simran Arora, Sydney von Arx, Michael S Bernstein, Jeannette Bohg, Antoine Bosselut, Emma Brunskill, and 1 others. 2021. On the opportunities and risks of foundation models. *arXiv preprint arXiv:2108.07258*.
- Alexis Chevalier, Jiayi Geng, Alexander Wettig, Howard Chen, Sebastian Mizera, Toni Annala, Max Aragon, Arturo Rodriguez Fanlo, Simon Frieder, Simon Machado, Akshara Prabhakar, Ellie Thieu, Jiaachen T. Wang, Zirui Wang, Xindi Wu, Mengzhou Xia, Wenhan Xia, Jiatong Yu, Junjie Zhu, and 3 others. 2024. [Language models as science tutors](#). In *Forty-first International Conference on Machine Learning*.
- Micheline TH Chi and Ruth Wylie. 2014. The icap framework: Linking cognitive engagement to active learning outcomes. *Educational psychologist*, 49(4):219–243.
- Karl Cobbe, Vineet Kosaraju, Mohammad Bavarian, Mark Chen, Heewoo Jun, Lukasz Kaiser, Matthias Plappert, Jerry Tworek, Jacob Hilton, Reiichiro Nakano, Christopher Hesse, and John Schulman. 2021. Training verifiers to solve math word problems. *arXiv preprint arXiv:2110.14168*.
- Ganqu Cui, Lifan Yuan, Ning Ding, Guanming Yao, Bingxiang He, Wei Zhu, Yuan Ni, Guotong Xie, Ruobing Xie, Yankai Lin, and 1 others. 2024. Ultra-feedback: Boosting language models with scaled ai feedback. In *Forty-first International Conference on Machine Learning*.
- Nico Daheim, Jakub Macina, Manu Kapur, Iryna Gurevych, and Mrinmaya Sachan. 2024. [Stepwise verification and remediation of student reasoning errors with large language model tutors](#). In *Proceedings of the 2024 Conference on Empirical Methods in Natural Language Processing*, pages 8386–8411, Miami, Florida, USA. Association for Computational Linguistics.
- Zhuyun Dai, Arun Tejasvi Chaganty, Vincent Y Zhao, Aida Amini, Qazi Mamunur Rashid, Mike Green, and Kelvin Guu. 2022. Dialog inpainting: Turning documents into dialogs. In *International conference on machine learning*, pages 4558–4586. PMLR.

713	Dorottya Demszky and Heather Hill. 2023. The NCTE transcripts: A dataset of elementary math classroom transcripts . In <i>Proceedings of the 18th Workshop on Innovative Use of NLP for Building Educational Applications (BEA 2023)</i> , pages 528–538, Toronto, Canada. Association for Computational Linguistics.	771
714		772
715		773
716		774
717		775
718		776
719	Dorottya Demszky, Jing Liu, Zid Mancenido, Julie Cohen, Heather Hill, Dan Jurafsky, and Tatsunori Hashimoto. 2021. Measuring conversational uptake: A case study on student-teacher interactions . In <i>Proceedings of the 59th Annual Meeting of the Association for Computational Linguistics and the 11th International Joint Conference on Natural Language Processing (Volume 1: Long Papers)</i> , pages 1638–1653, Online. Association for Computational Linguistics.	777
720		778
721		779
722		780
723		781
724		
725		782
726		783
727		784
728	Scott Freeman, Sarah L Eddy, Miles McDonough, Michelle K Smith, Nnadozie Okoroafor, Hannah Jordt, and Mary Pat Wenderoth. 2014. Active learning increases student performance in science, engineering, and mathematics. <i>Proceedings of the national academy of sciences</i> , 111(23):8410–8415.	785
729		786
730		787
731		
732		788
733		789
		790
734	Irina Jurenka, Markus Kunesch, Kevin R McKee, Daniel Gillick, Shaojian Zhu, Sara Wiltberger, Shubham Milind Phal, Katherine Hermann, Daniel Kasenberg, Avishkar Bhoopchand, and 1 others. 2024. Towards responsible development of generative ai for education: An evaluation-driven approach. <i>arXiv preprint arXiv:2407.12687</i> .	791
735		792
736		793
737		794
738		795
739		796
740		797
741	Manu Kapur. 2016. Examining productive failure, productive success, unproductive failure, and unproductive success in learning . <i>Educational Psychologist</i> , 51(2):289–299.	798
742		
743		799
744		800
745	Priyanka Kargupta, Ishika Agarwal, Dilek Hakkani Tur, and Jiawei Han. 2024. Instruct, not assist: LLM-based multi-turn planning and hierarchical questioning for socratic code debugging . In <i>Findings of the Association for Computational Linguistics: EMNLP 2024</i> , pages 9475–9495, Miami, Florida, USA. Association for Computational Linguistics.	801
746		802
747		803
748		804
749		805
750		806
751		
752	Seungone Kim, Juyoung Suk, Shayne Longpre, Bill Yuchen Lin, Jamin Shin, Sean Welleck, Graham Neubig, Moontae Lee, Kyungjae Lee, and Minjoon Seo. 2024. Prometheus 2: An open source language model specialized in evaluating other language models. <i>arXiv preprint arXiv:2405.01535</i> .	807
753		808
754		809
755		810
756		811
757		
758	Woosuk Kwon, Zhuohan Li, Siyuan Zhuang, Ying Sheng, Lianmin Zheng, Cody Hao Yu, Joseph Gonzalez, Hao Zhang, and Ion Stoica. 2023. Efficient memory management for large language model serving with pagedattention. In <i>Proceedings of the 29th Symposium on Operating Systems Principles</i> , pages 611–626.	812
759		813
760		814
761		815
762		
763		816
764		817
765	Nathan Lambert, Valentina Pyatkin, Jacob Morrison, LJ Miranda, Bill Yuchen Lin, Khyathi Chandu, Nouha Dziri, Sachin Kumar, Tom Zick, Yejin Choi, and 1 others. 2024. Rewardbench: Evaluating reward models for language modeling. <i>arXiv preprint arXiv:2403.13787</i> .	818
766		819
767		820
768		821
769		822
770		823
		824
		825
		826
	Mark R. Lepper and Maria Woolverton. 2002. Chapter 7 - the wisdom of practice: Lessons learned from the study of highly effective tutors . In Joshua Aronson, editor, <i>Improving Academic Achievement</i> , Educational Psychology, pages 135–158. Academic Press, San Diego.	
	Zhenwen Liang, Dian Yu, Wenhao Yu, Wenlin Yao, Zhihan Zhang, Xiangliang Zhang, and Dong Yu. 2024. Mathchat: Benchmarking mathematical reasoning and instruction following in multi-turn interactions. <i>arXiv preprint arXiv:2405.19444</i> .	
	Jiayu Liu, Zhenya Huang, Tong Xiao, Jing Sha, Jinze Wu, Qi Liu, Shijin Wang, and Enhong Chen. 2024. SocraticLM: Exploring socratic personalized teaching with large language models . In <i>The Thirty-eighth Annual Conference on Neural Information Processing Systems</i> .	
	Ilya Loshchilov and Frank Hutter. 2019. Decoupled weight decay regularization . In <i>International Conference on Learning Representations</i> .	
	Jakub Macina, Nico Daheim, Sankalan Chowdhury, Tanmay Sinha, Manu Kapur, Iryna Gurevych, and Mrinmaya Sachan. 2023a. MathDial: A dialogue tutoring dataset with rich pedagogical properties grounded in math reasoning problems . In <i>Findings of the Association for Computational Linguistics: EMNLP 2023</i> , pages 5602–5621, Singapore. Association for Computational Linguistics.	
	Jakub Macina, Nico Daheim, Lingzhi Wang, Tanmay Sinha, Manu Kapur, Iryna Gurevych, and Mrinmaya Sachan. 2023b. Opportunities and challenges in neural dialog tutoring . In <i>Proceedings of the 17th Conference of the European Chapter of the Association for Computational Linguistics</i> , pages 2357–2372, Dubrovnik, Croatia. Association for Computational Linguistics.	
	Kaushal Kumar Maurya, KV Srivatsa, Kseniia Petukhova, and Ekaterina Kochmar. 2024. Unifying ai tutor evaluation: An evaluation taxonomy for pedagogical ability assessment of llm-powered ai tutors. <i>arXiv preprint arXiv:2412.09416</i> .	
	Benjamin D Nye, Arthur C Graesser, and Xiangen Hu. 2014. Autotutor and family: A review of 17 years of natural language tutoring . <i>International Journal of Artificial Intelligence in Education</i> , 24:427–469.	
	Long Ouyang, Jeffrey Wu, Xu Jiang, Diogo Almeida, Carroll Wainwright, Pamela Mishkin, Chong Zhang, Sandhini Agarwal, Katarina Slama, Alex Ray, and 1 others. 2022. Training language models to follow instructions with human feedback. <i>Advances in neural information processing systems</i> , 35:27730–27744.	
	Kishore Papineni, Salim Roukos, Todd Ward, and Wei-Jing Zhu. 2002. Bleu: a method for automatic evaluation of machine translation. In <i>Proceedings of the 40th annual meeting of the Association for Computational Linguistics</i> , pages 311–318.	

827	Robin Schmucker, Meng Xia, Amos Azaria, and Tom Mitchell. 2024. Ruffle&riley: Insights from designing and evaluating a large language model-based conversational tutoring system. In <i>International Conference on Artificial Intelligence in Education</i> , pages 75–90. Springer.	884
828		885
829		886
830		887
831		888
832		
833	Mrinank Sharma, Meg Tong, Tomasz Korbak, David Duvenaud, Amanda Askill, Samuel R. Bowman, Esin DURMUS, Zac Hatfield-Dodds, Scott R Johnston, Shauna M Kravec, Timothy Maxwell, Sam McCandlish, Kamal Ndousse, Oliver Rausch, Nicholas Schiefer, Da Yan, Miranda Zhang, and Ethan Perez. 2024. Towards understanding sycophancy in language models . In <i>The Twelfth International Conference on Learning Representations</i> .	889
834		890
835		891
836		892
837		893
838		894
839		895
840		896
841		
842	Kumar Shridhar, Jakub Macina, Mennatallah El-Assady, Tanmay Sinha, Manu Kapur, and Mrinmaya Sachan. 2022. Automatic generation of socratic subquestions for teaching math word problems. <i>arXiv preprint arXiv:2211.12835</i> .	897
843		898
844		899
845		900
846		901
847		902
848		
849	Shashank Sonkar, Naiming Liu, Debshila Mallick, and Richard Baraniuk. 2023. CLASS: A design framework for building intelligent tutoring systems based on learning science principles . In <i>Findings of the Association for Computational Linguistics: EMNLP 2023</i> , pages 1941–1961, Singapore. Association for Computational Linguistics.	903
850		904
851		905
852		906
853		907
854		908
855	Anaïs Tack, Ekaterina Kochmar, Zheng Yuan, Serge Bibauw, and Chris Piech. 2023. The BEA 2023 shared task on generating AI teacher responses in educational dialogues . In <i>Proceedings of the 18th Workshop on Innovative Use of NLP for Building Educational Applications (BEA 2023)</i> , pages 785–795, Toronto, Canada. Association for Computational Linguistics.	909
856		910
857		911
858		912
859		913
860		
861		
862	Anaïs Tack and Chris Piech. 2022. The ai teacher test: Measuring the pedagogical ability of blender and gpt-3 in educational dialogues. In <i>Proceedings of the 15th International Conference on Educational Data Mining</i> , page 522.	914
863		915
864		916
865		917
866		918
867		919
868	LearnLM Team, Abhinit Modi, Aditya Srikanth Veerubhotla, Aliya Rysbek, Andrea Huber, Brett Wiltshire, Brian Veprek, Daniel Gillick, Daniel Kasenberg, Derek Ahmed, and 1 others. 2024. Learnlm: Improving gemini for learning. <i>arXiv preprint arXiv:2412.16429</i> .	920
869		921
870		922
871		
872		
873	Junling Wang, Jakub Macina, Nico Daheim, Sankalan Pal Chowdhury, and Mrinmaya Sachan. 2024a. Book2Dial: Generating teacher student interactions from textbooks for cost-effective development of educational chatbots . In <i>Findings of the Association for Computational Linguistics: ACL 2024</i> , pages 9707–9731, Bangkok, Thailand. Association for Computational Linguistics.	923
874		924
875		925
876		926
877		
878		
879		
880		
881	Rose E. Wang, Qingyang Zhang, Carly Robinson, Susanna Loeb, and Dorottya Demszky. 2024b. Bridging the novice-expert gap via models of decision-making . In <i>Proceedings of the 2024 Conference of the North American Chapter of the Association for Computational Linguistics</i> . Association for Computational Linguistics.	884
882		885
883		886
		887
		888
	Benjamin Warner, Antoine Chaffin, Benjamin Clavié, Orion Weller, Oskar Hallström, Said Taghadouini, Alexis Gallagher, Raja Biswas, Faisal Ladhak, Tom Aarsen, Nathan Cooper, Griffin Adams, Jeremy Howard, and Iacopo Poli. 2024. Smarter, better, faster, longer: A modern bidirectional encoder for fast, memory efficient, and long context finetuning and inference . <i>Preprint</i> , arXiv:2412.13663.	889
		890
		891
		892
		893
		894
		895
		896
	Jason Wei, Xuezhi Wang, Dale Schuurmans, Maarten Bosma, Fei Xia, Ed Chi, Quoc V Le, Denny Zhou, and 1 others. 2022. Chain-of-thought prompting elicits reasoning in large language models. <i>Advances in neural information processing systems</i> , 35:24824–24837.	897
		898
		899
		900
		901
		902
	Thomas Wolf, Lysandre Debut, Victor Sanh, Julien Chaumond, Clement Delangue, Anthony Moi, Pierric Cistac, Tim Rault, Remi Louf, Morgan Funtowicz, Joe Davison, Sam Shleifer, Patrick von Platen, Clara Ma, Yacine Jernite, Julien Plu, Canwen Xu, Teven Le Scao, Sylvain Gugger, and 3 others. 2020. Transformers: State-of-the-art natural language processing . In <i>Proceedings of the 2020 Conference on Empirical Methods in Natural Language Processing: System Demonstrations</i> , pages 38–45, Online. Association for Computational Linguistics.	903
		904
		905
		906
		907
		908
		909
		910
		911
		912
		913
	Paiheng Xu, Jing Liu, Nathan Jones, Julie Cohen, and Wei Ai. 2024. The promises and pitfalls of using language models to measure instruction quality in education . In <i>Proceedings of the 2024 Conference of the North American Chapter of the Association for Computational Linguistics: Human Language Technologies (Volume 1: Long Papers)</i> , pages 4375–4389, Mexico City, Mexico. Association for Computational Linguistics.	914
		915
		916
		917
		918
		919
		920
		921
		922
	Tianyi Zhang, Varsha Kishore, Felix Wu, Kilian Q. Weinberger, and Yoav Artzi. 2020. Bertscore: Evaluating text generation with bert . In <i>International Conference on Learning Representations</i> .	923
		924
		925
		926

A Scaffolding scores qualitative examples

Table 5 shows assigned scores for various model and teacher responses given the problem and previous dialog. We can notice teacher responses such as confirming incorrect answer or stating incorrect facts are scored lower compared to questions encouraging self-reflection and self-correction. In between those two are responses that tell only one next step towards the correct answer or step-based questions. Similarly, Table 7 has examples of novice teacher responses from test set categorized into score quartiles. These examples from the test dataset contain similar observations, with scores in the top quartile for encouragement and questions pointing to the root of the problem. The bottom quartile contains limited feedback such as your answer is incorrect and the bottom quartile often next-step-based hints.

B Task Prompts

The exact prompts used in the benchmark are shown in Figure 5. Please note that we use exactly the same task prompt for each model being evaluated. Some tasks use two in-context examples to present the right format of the response. The cost to run the full benchmark with GPT4o-mini is less than 3\$. To run the open-weight models we use the vllm library (Kwon et al., 2023). We sample from all models in the benchmark with temperature set to 0 for reproducible results and we set maximum token generation to 2048.

B.1 Details of Benchmarked Models

Specific versions of closed models we use are gpt-4o-mini-2024-07-18 version and learnlm-1.5-pro-experimental. We use these exact versions of open-weight models loaded from Huggingface model hub (Wolf et al., 2020): LLaMA3.2-3B-Instruct, LLaMA3.1-8B-Instruct, Llama-3.1-70B-Instruct, CogBase-USTC/SocraticLM, princeton-nlp/Llemma-7B-32K-MathMix, and Qwen2.5-Math-7B-Instruct.

C Reward Model Details

C.1 Training data

Training data used for training the Scaffolding reward model and its ablation are in Table 4.

C.2 Implementation details

We finetune all models using Huggingface transformers library (Wolf et al., 2020) and using the checkpoints from the Huggingface Model Hub respecting corresponding license agreements.

We finetune all models with a learning rate of $1 \cdot 10^{-5}$ for 1 training epoch and with a batch size of 16. We use the AdamW optimizer (Loshchilov and Hutter, 2019).

We used an NVIDIA A100 80GB GPU and finetuning takes around 1 hour for each model.

D Details on Single-Criteria Classifiers

The results of individual criteria classifiers on the separate test set are shown in Figure 6. For training of the single-criteria classifiers we binarize the data from MRBench (Maurya et al., 2024). In particular, we take the most negative criterion for each category as 0 and all others as 1. We train ModernBERT_{base} with 149M parameters on NVIDIA V100 GPUs. Again, we use the AdamW optimizer with a learning rate of $1 \cdot 10^{-5}$ and a batch size of 16 but train for 3 epochs due to the small data sizes. Training takes only ca. 15 minutes.

Dataset	Split	Pref. pairs	Avg. turns	Preferred resp.	Rejected resp.	Settings
GSM8k-inpainted	all	22,753	4.38	Subquestion q_t	Solution steps s_t	Math Word Problems with matching solutions steps s_t to subquestions q_t
Training datasets						
MathDial	train	3,615	2.93	Teacher utterances with i_t annotated as probing and focus in the first 3 teacher turns.	Reference sol. s	Tutoring conversations created by human teachers interacting with LLM students
MRBench	N/A	4,521	3.74	Response with a higher number of desired criteria	Response with fewer desired criteria	Human annotation across 8 desired tutoring criteria - <i>guidance, actionability, answer reveal, mistake identification, mistake location, coherence, tone, humanness</i>
Testing dataset						
Bridge	all	482	2.79	Expert teacher response	Novice teacher response	Original novice teacher responses and revisions by expert teachers

Table 4: Datasets used to create pedagogical pairwise preference data.

Expertise	
<i>1 Problem-Solving</i>	<i>2 Socratic Questioning</i>
You are a helpful math tutor. Solve the question step-by-step. Provide your final answer after 'Final answer'. {{ shots }} Question: {{question}} Answer:	You are a helpful math tutor generating step-by-step questions. Generate only a list of questions. {{ shots }} Problem: {{question}} Questions:
Student Understanding	
<i>3 Student Solution Correctness</i>	<i>4 Mistake Location</i>
You are an experienced math teacher. Your goal is to identify the correctness of the Student's Solution to a Problem. {{ shots }} Problem: {{question}} Conversation: {{dialog_history}} Student: {{student_chat_solution}} Q: Is the Student Solution incorrect? Write 'Yes' if it is incorrect, or 'No' if it is correct. A:	You are an experienced math teacher. Your goal is to identify the step of the first mistake in the Student's Solution to a Problem. {{ shots }} Problem: {{question}} Student Solution: {{student_solution}} Q: Is the Student Solution incorrect? Write only the step number with the first error or 0 if no error is found. A:
<i>5 Mistake Correction</i>	
You are a helpful math tutor assisting a student. Given the following conversation and problem, provide a complete correct solution. Make sure to show your work and state the final answer clearly after 'Final Answer:'. Problem: {{question}} Conversation: {{dialog_history}} Student: {{student_chat_solution}} Teacher:	
3 Pedagogy	
<i>Scaffolding Generation & Scaffolding Generation Hard</i> <i>(simple prompt)</i>	
You are an experienced math teacher and you are going to respond to a student in a useful and caring way. The student is trying to solve the following problem. Problem: {{question}} Conversation: {{dialog_history}} Teacher (maximum two sentences):	
<i>Pedagogical Instruction Following & Pedagogical Instruction Following Hard</i> <i>(extended prompt)</i>	
Be a friendly, supportive tutor. Guide the student to meet their goals, gently nudging them on task if they stray. Ask guiding questions to help your students take incremental steps toward understanding big concepts, and ask probing questions to help them dig deep into those ideas. Pose just one question per conversation turn so you don't overwhelm the student. Wrap up this conversation once the student has shown evidence of understanding. Problem: {{question}} Conversation: {{dialog_history}} Teacher (maximum two sentences):	

Figure 5: Prompts for each task.

Problem		
Margaret wants to serve chicken salad sandwiches using mini croissants. Each committee member (24 people) will have 2 sandwiches. The bakery sells 12 mini croissants for \$8.00. How much will she spend on croissants?		
Reference Solution		
<ul style="list-style-type: none"> • Total sandwiches: $24 \times 2 = 48$ • Mini croissants needed: $48 \div 12 = 4$ dozen • Cost: $4 \times 8 = 32$. Final Answer: \$32.00 		
Dialogue		
Teacher: "Walk me through your solution."		
Student: "I started by calculating how many sandwiches Margaret needs to make. Since there are 24 people on the committee and each person needs 2 sandwiches, I multiplied 24×2 to get 48. Then I realized that each sandwich needs 2 mini croissants, so I multiplied 48×2 to get 96. Since the bakery offers 12 mini croissants for \$8.00, I divided 96 by 12 to get 8 sets of 12 mini croissants. Finally, I multiplied $8 \times \$8.00$ to get my final answer of \$64.00."		
Model	Generated Response	Score
LearnLM-simple	"That's a fantastic approach to solving the problem! Your step-by-step calculations and clear reasoning demonstrate a strong understanding of how to break down a word problem and solve it systematically." <i>confirms incorrect answer</i>	-5.09
GPT4o-simple	"Great job on breaking down the problem step by step! Your calculations are correct, and you accurately determined that Margaret will spend \$64.00 on croissants." <i>confirms incorrect answer</i>	-4.25
Qwen-Math-7b-extended	"It looks like you have a solid understanding of the problem. You correctly calculated the total number of sandwiches needed and then determined how many sets of mini croissants you need to buy. Your final answer is \$64.00." <i>incorrect</i>	-3.68
Human Teacher	"A dozen croissants cost \$8.00 and she needs 4 dozens so that will cost $8 \times 4 =$ " <i>telling part of the answer</i>	-1.91
Qwen-Math-7b-simple	"Calculate the total number of sandwiches needed: There are 24 people on the committee. Each person needs 2 sandwiches. $24 \times 2 = 48$ sandwiches." <i>telling part of the correct answer</i>	-0.36
SocraticLM-simple	"How many sandwiches does Margaret need to make?" <i>reiterate first step</i>	4.59
GPT4o-extended	"Great job breaking down the problem step by step! Can you explain how you determined the total cost of the croissants based on the number of sets you calculated?" <i>ask to re-check</i>	4.62
LearnLM-extended	"That's a great start! Can you explain why you decided to multiply 24 by 2 at the beginning of your solution?" <i>encourages to reflect and self-correct on the exact error step</i>	7.47
SocraticLM-extended	"You correctly calculated the total number of sandwiches needed. Now, how many mini croissants does each sandwich require?" <i>encourages to reflect and self-correct on the exact error step</i>	7.66

Table 5: Example scaffolding reward model scores. Red represents undesired teacher behavior, blue is neutral and useful in some scenarios, and green represents following best scaffolding practices. Simple refers to the simple prompt used in the scaffolding Generation task and the extended version refers to the extended prompt used in Pedagogical Instruction Following.

Judge the pedagogical quality of the responses provided by two teachers. Focus on the quality of the guidance, not revealing of the answer and actionability of the feedback. Be as objective as possible. After providing your explanation, output your final verdict by strictly following this format: "[[A]]" or "[[B]]".

Problem: {problem}

Reference Solution: {solution}
{conversation}

[The Start of Response A]

{responseA}

[The End of Response A]

[The Start of Response B]

{responseB}

[The End of Response B]

Figure 6: A simple baseline prompt is used in LLM-as-a-judge and preference reward models.

Judge the pedagogical quality of the responses provided by two teachers. Focus on the quality of the scaffolding guidance, correctness, and actionability of the feedback through nudges, questions, and hints. Do not give high scores for revealing the full answer.

Problem: {problem}

Reference Solution: {solution}
{conversation}

Teacher: {utterance_to_score}

Figure 7: Extended prompt used by the reward models, LLM-as-a-judge, and preference-tuned reward models. {problem} and {solution} are placeholders for the text of the problem and a reference solution (if available). {conversation} represents a dialog history and {utterance_to_score} is a teacher utterance which is being assessed. For LLM-as-a-judge, two utterances are listed the same way as in Figure 6.

Model	Accuracy
Actionability	0.78
Guidance	0.44
Tone	0.46
Mistake Identification	0.61
Mistake Location	0.63
Revealing	0.39
Aggregated ens.	0.66
Aggregated ens. (best 3)	0.68

Table 6: Results of the criteria-based binary classifiers on the test set. All models are finetuned ModernBERT_{base} models, the last two rows represent ensembles (ens.) with aggregated discrete binary predictions. The criteria are a subset of criteria from MR-Bench (Maurya et al., 2024).

Quartile	Example
Top (75th)	You made a good try. While rounding the nearest hundred, we have to look at the tens place first. Is the value in the tens place below 5?
	Your answer is a little bit off. There are 4 points in this graph. The x-axis moves on the graph horizontally or right to left. What direction does the y-axis move on the graph?
	That is great! +1 point for your effort. The division is the part of the question. What is the dividend?
Mid (25-75th)	Very good try! 1 day = ____ hours.
	That was a good try. Plus 1 point. Let me explain it to you. Here, we have to find the value of 10 divided by 5.
	You got an incorrect answer. Let me show you. The area of the top rectangle is 10. Add the areas of the two sections together. The final answer is 45 square feet. Did you understand?
	That's a good try. Multiplication is also called repeated addition.
Bottom (25th)	Your answer is incorrect. The volume is 70 cubic units. Does the step make sense?
	Incorrect answer [STUDENT], but good try.
	That was a good try.

Table 7: Examples of reward model scores for novice teacher responses from the test set, categorized into quartiles.