

---

# Inferring the Future by Imagining the Past

---

Kartik Chandra<sup>\*1</sup> Tony Chen<sup>\*1</sup> Tzu-Mao Li<sup>2</sup> Jonathan Ragan-Kelley<sup>1</sup> Joshua B. Tenenbaum<sup>1</sup>

## Abstract

A single panel of a comic book can say a lot: it shows not only where characters currently are, but also where they came from, what their motivations are, and what might happen next. More generally, humans can often infer a complex sequence of past and future events from a *single snapshot image* of an intelligent agent.

Building on recent work in cognitive science, we offer a Monte Carlo algorithm for making such inferences. Drawing a connection to Monte Carlo path tracing in computer graphics, we borrow ideas that help us dramatically improve upon prior work in sample efficiency. This allows us to scale to a wide variety of challenging inference problems with only a handful of samples. It also suggests some degree of cognitive plausibility, and indeed we present human subject studies showing that our algorithm matches human intuitions in a variety of domains that previous methods could not scale to.

## 1. Introduction

Hemingway’s shortest short story simply reads “For sale: baby shoes, never worn.” There is no action in this sentence—however, readers nonetheless infer a complex and tragic backstory from the single static snapshot Hemingway provides. This remarkable ability comes naturally to humans: we routinely reconstruct motives from evidence (e.g. at a crime scene), recognize intentions from unfinished tasks (e.g. grading incomplete homework), and enjoy artistic depictions of dynamic action in static drawings (e.g. a Renaissance “tableau” or a comic book panel).

How do we do it? Decades of work in both AI and cognitive science (see Section 4) has successfully addressed the simpler problem of inferring an agent’s goal from

---

<sup>\*</sup>Equal contribution <sup>1</sup>MIT <sup>2</sup>UC San Diego. Correspondence to: Kartik Chandra <kach@csail.mit.edu>, Tony Chen <thc@mit.edu>.

a *trajectory* of observed actions. These methods infer  $P(\text{goal} \mid \text{actions}) \propto P(\text{actions} \mid \text{goal})P(\text{goal})$ , where  $P(\text{actions} \mid \text{goal})$  is modeled by comparing the observed actions to the optimal actions a rational agent would take towards that goal.

But if we only observe a single state snapshot, this method breaks down—there are simply no actions to condition on. Instead, we must jointly infer not only where the agent might be going, but also where it came from. Recently, Lopez-Brau et al. (2020; 2022) performed this inference by rejection-sampling possible paths taken by the agent. Their model’s predictions are remarkably close to human judgements. However, rejection sampling is extremely inefficient—it is slow even on simple problems, and simply does not scale to more sophisticated problems, suggesting that there is more to how humans perform such inference.

In this paper, we propose a solution: inspired by the wealth of Monte Carlo sampling algorithms for path tracing in computer graphics, we consider sampling paths *bidirectionally*. This leads to a dramatically more efficient sampling scheme. Specifically, we make the following contributions:

1. In Section 2, we review how the problem is formalized and present our Monte Carlo algorithm for sampling approximate solutions. Our algorithm is up to  $30,000\times$  more efficient than prior work, and lends itself to a natural cognitively-plausible implementation.
2. We extend prior work to support not only Markov Decision Processes (MDPs) as in prior work, but also on-line (classical) planning domains where possible, in order to avoid expensive pre-computation of policies (Section 2.3).
3. Via three behavioral studies, we demonstrate that our model’s predictions match human judgements on new, scaled-up tasks inaccessible to prior work (Section 3.3 and Appendix C).

## 2. Proposed algorithm

Consider an agent who begins in some initial state  $s \sim p(s)$  and acts rationally to reach some goal  $g$ . For now, let us follow prior work in taking the agent’s domain to be a Markov Decision Process (MDP), though we will later relax

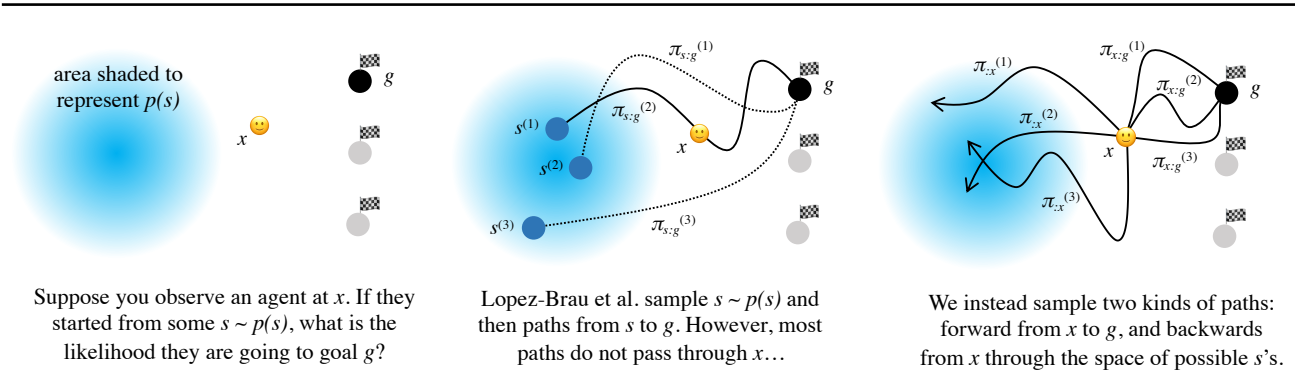


Figure 1. How can we infer what an agent is trying to do, based on a snapshot of its current state?

this assumption. In an MDP, the goal  $g$  might be modeled as a terminal state that the agent receives high reward for reaching.

While the agent is on its trajectory from  $s$  to  $g$ , we observe a “snapshot” of the agent in some state  $x$ . Given only  $x$  (and not  $s$ !), our goal is to infer  $p(g | x)$ . Applying Bayes’ rule, we have  $p(g | x) \propto p(x | g)p(g)$ . To evaluate the likelihood  $p(x | g)$ , we apply the Law of Total Probability over possible start states  $s$ , and then again over state sequences (or “paths”)  $\pi_{s:g}$  from  $s$  to  $g$ .

$$\begin{aligned}
 p(x | g) &= \int_s p(x | s, g)p(s | g)ds \\
 &= \int_s \int_{\pi_{s:g}} p(x | \pi_{s:g}, s, g)p(\pi_{s:g} | s, g)p(s)d\pi_{s:g}ds
 \end{aligned}$$

(Note that  $p(s | g) = p(s)$  because we assume  $s$  and  $g$  are independent.)

To evaluate the likelihood of a snapshot  $p(x | \pi_{s:g}, s, g)$ , we apply the *size principle* (Tenenbaum, 1998; 1999; Griffiths and Tenenbaum, 2006), analogous to the *generic viewpoint assumption* in computer vision (Freeman, 1994; Albert and Hoffman, 2000). In this case, the principle states that the snapshot was equally likely to have been taken anywhere along the path, and therefore the likelihood of a snapshot conditioned on a path is inversely proportional to the length of the path. If  $\delta(x \in \pi)$  indicates whether path  $\pi$  passes through  $x$ , and  $|\pi|$  indicates the length of  $\pi$ , then  $p(x | \pi_{s:g}, s, g)$  is given by  $\delta(x \in \pi_{s:g})/|\pi_{s:g}|^{-1}$ . Note that this is independent of  $s$  and  $g$ .

To evaluate the likelihood of a path  $p(\pi | s, g)$ , we apply the *principle of rational action*: agents are likelier to take actions that maximize their utility (Dennett, 1989; Jara-Ettinger et al., 2016). There are many ways to formalize this intuition. A common option, which we adopt, is to say that at each step, the agent chooses an action

with probability proportional to the softmax over its  $Q$ -values at its current state, with some temperature  $\beta$ . That is,  $p(x \rightarrow x' | g) \propto \sum_a \exp(\beta Q_g(x, a))\text{Tr}(x, a, x')$ , where  $\text{Tr}(x, a, x')$  is the transition probability from  $x$  to  $x'$  if action  $a$  is taken, and  $p(\pi | g) \propto \prod_t p(x_t \rightarrow x_{t+1} | g)$ .

We now have all the ingredients we need to evaluate  $p(x | g)$ . However, to compute it exactly we would need to integrate over all possible initial states  $s$ , and the set of paths  $\pi_{s:g}$ , which could be infinite (agents might wander for arbitrarily long, albeit with vanishingly low probability). To approximate the likelihood in finite time, Lopez-Brau et al. turn to Monte Carlo sampling (Algorithm 1). They rejection-sample paths  $\pi_{s:g}$  by sampling a candidate start state  $s^{(i)} \sim p(s)$ , simulating a rollout of the agent to sample a path  $\pi_{s:g}^{(i)} \sim p(\pi_{s:g}^{(i)} | s^{(i)}, g)$ , and then averaging the integrand over these samples. With  $N$  samples, their unbiased likelihood estimator is given by  $\hat{p}(x | g) = \frac{1}{N} \sum_{i=1}^N \delta(x \in \pi_{s:g}^{(i)})/|\pi_{s:g}^{(i)}|^{-1}$ .

Unfortunately, in practice this scheme is extremely slow: even in a  $7 \times 7$  gridworld with fewer than 49 states (only 2 of which were possible initial states), Lopez-Brau et al. report taking over 300,000 trajectory samples per goal to perform inference. In the rest of this section, we will describe a series of algorithmic enhancements that allow for comparable inference quality with just 10 samples per goal (i.e. 30,000 $\times$  fewer). We will develop our algorithm (Algorithm 2) through three insights.

## 2.1. First insight: only sample paths through the observed state

Our first insight is that  $\delta(x \in \pi)$  is extremely sparse—most paths likely do not pass through  $x$ , and so most naïve path samples contribute zero to the estimator. We would like to only sample paths that pass through  $x$ . Any such path can be partitioned at  $x$  into two portions,  $\pi_{s:x}$  and  $\pi_{x:g}$ . Let us

integrate separately over those portions.

$$p(x | g) = \int_s \int_{\pi_{s:x}} \int_{\pi_{x:g}} \frac{p(\pi_{s:x} | g) p(\pi_{x:g} | g)}{|\pi_{s:x}| + |\pi_{x:g}|} p(s) d\pi_{x:g} d\pi_{s:x} ds$$

This already suggests a more efficient Monte Carlo sampling scheme: rather than rejection-sampling paths  $\pi_{s:g}^{(i)}$  directly from  $s$  to  $g$ , we can independently sample two paths: a “past” path  $\pi_{s:x}^{(i)}$  from  $s$  to  $x$ , and a “future” path  $\pi_{x:g}^{(i)}$  from  $x$  to  $g$ . Any such path is guaranteed to pass through  $x$ , so no samples are wasted.

However, we now have two new problems. First, it is not clear how to sample paths  $\pi_{s:x}^{(i)}$  from  $s$  to  $x$ , because rollouts of a simulated agent are unlikely to pass through  $x$  on their way to  $g$ . We could imagine using a *second* planner just to chart paths from  $s$  to  $x$ , but this would require a lot of additional planning work. Second, we still have to sample  $s^{(i)}$ . If the space of initial states is small (e.g. a room only has one or two doors), then this is no issue. However, in practice this space might be very large or even infinite. For example, if you observe someone driving to work in the morning, their home could be anywhere in the city. Furthermore, most of these states might be inaccessible or otherwise implausible, and it would be a waste of computational resources to consider them. In the next section, we show how to solve both of these problems by tracing paths *backwards in time*.

## 2.2. Second insight: sample backwards in time from the observed state

Our second insight is that we can collapse the first two integrals by jointly integrating over the domain of all paths  $\pi_{:x}$  that terminate at  $x$ , no matter where they started from. Say a path  $\pi_{:x}$  begins at  $\pi_{:x}[0]$ . Then, we can rewrite our likelihood as below.

$$p(x | g) = \int_{\pi_{:x}} \int_{\pi_{x:g}} \frac{p(\pi_{:x} | g) p(\pi_{x:g} | g)}{|\pi_{:x}| + |\pi_{x:g}|} p(\pi_{:x}[0]) d\pi_{x:g} d\pi_{:x}$$

This suggests that we should sample  $\pi_{:x}^{(i)}$  *backwards* through time, starting from  $x$ . No matter how we extend this path, we obtain a valid path from  $\pi_{:x}^{(i)}[0]$  to  $x$ .

An analogy to path tracers in computer graphics may be helpful. When rendering a 3D scene, a renderer must integrate over all paths of light that begin at a light source in the scene and end at a pixel on the camera’s film—a problem formalized by the rendering equation (Kajiya, 1986). Of course, these paths may be reflected and refracted stochastically by several surface interactions along the way. Rather than starting at one of the millions of light sources in the scene and tracing a ray hoping to eventually reach the camera film, renderers instead start at the camera and trace rays

*backward into the scene* until they inevitably reach a light source.

Similarly, here we trace paths backwards from  $x$  into the past— $s$  corresponds to a light source, each action taken by the agent corresponds to a stochastic surface interaction, and  $x$  corresponds to a pixel on the camera. Indeed, our integral is analogous to the rendering equation, bringing to our disposal the entire Monte Carlo light transport toolbox—a toolbox the rendering community has spent decades developing. (These techniques were pioneered by Veach (1998), though see Pharr et al. (2016) for an accessible review.) The particular ideas we borrow are the following:

**Importance sampling:** The first idea is to be deliberate about how paths are extended backwards in time. We could sample predecessor states uniformly at random—however, that would lead to “unlikely” or irrational paths. Instead, we preferentially select a predecessor state  $x_{\text{prev}}$  based on the likelihood of transitioning to the current state from  $x_{\text{prev}}$ . Then, we re-weight our path sample appropriately so that our estimator remains unbiased (see Algorithm 2, line 14).

**Russian roulette termination:** (Carter and Cashwell, 1975; Arvo and Kirk, 1990) The next concern is when to stop extending a path into the past. In principle, paths could be infinitely long in some domains. However, at some point paths become so unlikely that extending them is not worth the computational effort. An unbiased finite-time solution to this problem is given by the *Russian roulette* method: at each step, we toss a weighted coin, and only continue extending the path if it comes up “heads.” Then, we weight subsequent samples appropriately to keep the estimator unbiased (see Algorithm 2, line 11).

**Bidirectional path tracing:** (Lafortune and Willems, 1993; Veach and Guibas, 1995) The last concern is that the path may not ever “find” the region of state space where the agent could have started. Consider a setting where the space of possible initial states is large but concentrated—for example, if the agent started somewhere on the 35th floor of a large building. Importance sampling path predecessors is not always guaranteed reach the 35th floor, whereas forward-sampling from a random location on the 35th floor might never reach the observed state.

In computer graphics, this situation is analogous to rendering a scene with many lights that are occluded from the camera. The classic solution is *bi-directional path tracing*: first, we “cache” some paths forward-simulated from randomly sampled lights (see Algorithm 3). Then, when backwards-tracing rays, we look for opportunities to connect to a continuation in the cache (see Algorithm 2, line 8).

### 2.3. Third insight: when possible, plan on-line via incremental A-star search

One last dissatisfying aspect of this algorithm is that it requires an expensive pre-computation of  $Q$ -functions for all possible goals and states. It seems implausible that humans do this, because we make judgements so quickly, even in new domains. Moreover, adding a large number of obviously-inaccessible states should not make the problem harder to solve—we should simply not bother planning from those states unless they somehow become relevant.

Motivated by these issues, we extend our algorithm to classical planning domains, where algorithms such as A-star search provide a lightweight on-line source of information about a rational agent’s probable behavior. In a classical planning formulation, we can compute  $p(x \rightarrow x' | g)$  by taking a softmax over the difference in path costs between  $x$  and  $x'$  to  $g$  as given by a planner:  $p(x \rightarrow x' | g) \propto \sum_a \exp(\beta(C(x \rightarrow g) - C(x' \rightarrow g)))$ , so that the agent is more likely to move to states that will bring them closer to the goal. To avoid re-planning from scratch for every evaluation of  $p(x_{t-1} \rightarrow x_t | g)$ , we run A-star *backwards* from the goal. This lets us re-use the bulk of its intermediate computations (known distances, evaluations of the heuristic, etc.) between queries.

## 3. Experiments

To evaluate our sampling algorithm, we chose a suite of benchmark domains reflecting the variety of inferences humans make. *Note: The supplementary materials (Appendix C) show results in additional domains.*

**Simple gridworld:** We re-implement the  $7 \times 7$  gridworld domain from Lopez-Brau et al. The agent seeks one of three gems in the gridworld, and the viewer’s inference task is

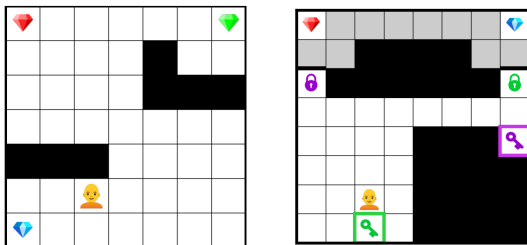


Figure 2. **(left)** In this example of the “grid” domain, we observe an agent near the blue gem. Even though we do not know where the agent started from, our intuition says that the agent is heading towards the blue gem. **(right)** In this example of the “keys” domain, we observe an agent right next to the green key. Humans infer that the agent is heading towards the green key because it wants the blue gem. Our algorithm replicates both of these inferences with only 10 samples.

**Algorithm 1** Rejection sampling, as in prior work. Compare to our proposed method, Algorithm 2.

---

**Require:**  $x$ , the agent’s current state (e.g. position in grid)  
 $g$ , the hypothesized goal  
 $P(s \rightarrow s' | g)$ , the probability the agent will move to  $s'$  from  $s$   
 $P_{\text{start}}(s)$ , the prior over the agent starting at  $s$

- 1:  $t \leftarrow 0, n \leftarrow 0$ , sample  $x_{\text{current}}$  with prob.  $\propto P_{\text{start}}(\cdot)$
- 2: **while**  $x_{\text{current}}$  is not an end state **do**
- 3:     **if**  $x_{\text{current}} = x$  **then**
- 4:          $n \leftarrow n + 1$
- 5:     **sample**  $x_{\text{next}}$  w.p.  $p_{\text{choice}} \propto P(x_{\text{current}} \rightarrow \cdot | g)$
- 6:      $x_{\text{current}} \leftarrow x_{\text{next}}$  and  $t \leftarrow t + 1$
- 7: **return**  $n / \ell$

---

to look at a snapshot image and determine which gem the agent seeks. At every timestep the agent can move north, south, east or west. While Lopez-Brau et al. fix two possible starting-points (“entryways”) for the agent, our method can optionally relax this constraint and instead have a uniform prior over the start state (see Figure 2).

**Doors, keys, and gems (multi-stage planning):** This is a more advanced  $8 \times 8$  gridworld, inspired by Zhi-Xuan et al. (2020). The agent is blocked from its gem by *doors*, which can only be opened if the agent is carrying the correct *keys*. The inference task is to look at a snapshot image and determine which gem the agent seeks. For example, if we observe the snapshot in Figure 2, we might infer that the agent’s plan is to get the green key to obtain the blue gem.

**Word blocks (non-spatial):** In this domain, the agent spells a word out of the six letter blocks by picking and placing them in stacks on a table. However, they are interrupted (e.g. by a fire alarm) and have to leave the room before finishing. The inference tasks are to look at the blocks left behind and determine (a) which word the agent was trying to spell, and (b) which blocks the agent touched.

### 3.1. Qualitative analysis

Tables 1 and 2 show some example inferences made by our algorithm. Each cell is colored according to the posterior distribution over goals. If the inference algorithm produced no valid samples for a cell, that cell is marked with an  $\times$  symbol.

With just 10 samples, our method’s posterior inferences are near-convergent and align well with human responses. In comparison, with 10 samples rejection sampling typically produces extremely noisy predictions, and often simply fails to produce any non-rejected samples at all—indeed, in the blocks domain even 1,000 samples are not always enough to produce a single non-rejected sample.

Table 1. Qualitative comparison of inference algorithms. Cells are colored based on the posterior distribution over goals if the agent is observed in that cell. Cells marked  $\times$  had all samples rejected. Shaded cells were excluded from analysis because it would be irrational for the agent to be there for any goal. We show results for 10 samples and 1,000 (1k) samples, comparing rejection sampling, our method, and human subjects. **We produce near-convergent inferences with only 10 samples**, and our inferences qualitatively match human responses.

| Task   | Rejection (10) | Rejection (1k) | Ours (10) | Ours (1k) | Humans   |
|--|----------------|----------------|-----------|-----------|--|
| Gridworld (two doors, as in (Lopez-Brau et al., 2020)) |                |                |           |           | Previously shown to be matched by model; see (Lopez-Brau et al., 2022) |
| Gridworld (start anywhere)                             |                |                |           |           |  |
| Keys (holding no key)                                  |                |                |           |           |  |
| Keys (holding pink key)                                |                |                |           |           |  |
| Keys (holding green key)                               |                |                |           |           |  |

Table 2. Qualitative comparison of inference algorithms. Blocks are colored according to inferred probability of that block having been touched by the person stacking the blocks (red is high probability, blue is low). We show results for 10 samples and 1,000 (1k) samples, comparing rejection sampling, our method, and human subjects. **We produce near-convergent inferences with only 10 samples.** In comparison, rejection sampling is unable to make any inference with 10 samples, and sometimes even fails with 1,000 samples. When it succeeds, its predictions are high-variance and overconfident.

|                        | Rejection (10)         | Rejection (1k)         | Ours (10) | Ours (1k) | Humans |
|------------------------|------------------------|------------------------|-----------|-----------|--------|
| (all samples rejected) |                        |                        |           |           |        |
| (all samples rejected) |                        |                        |           |           |        |
| (all samples rejected) | (all samples rejected) | (all samples rejected) |           |           |        |
| (all samples rejected) |                        |                        |           |           |        |
| (all samples rejected) |                        |                        |           |           |        |
| (all samples rejected) | (all samples rejected) | (all samples rejected) |           |           |        |

---

**Algorithm 2** Our bidirectional likelihood sampler

---

**Require:**  $x, g, P(s \rightarrow s' | g), P_{\text{start}}(s)$  as in Algorithm 1  
 $\alpha$ , the strength of importance sampling  
 $d$ , an average termination depth for Russian roulette  
 $C$ , an optional bidirectional path tracing cache (see Algorithm 3)

- 1:  $\ell \leftarrow 0$
- 2:  $t_{\text{next}} \leftarrow 0, x_{\text{current}} \leftarrow x$   $\triangleright$  *Sample forward*
- 3: **while**  $x_{\text{current}}$  is not an end state **do**
- 4:   sample successor state  $x_{\text{next}}$  with probability  
    $p_{\text{choice}} \propto P(x_{\text{current}} \rightarrow \cdot | g)$
- 5:    $x_{\text{current}} \leftarrow x_{\text{next}}$  and  $t_{\text{next}} \leftarrow t_{\text{next}} + 1$
- 6:  $t_{\text{prev}} \leftarrow 1, x_{\text{current}} \leftarrow x, p_{\pi} \leftarrow 1$   $\triangleright$  *Sample backwards*
- 7: **while true do**
- 8:   **if**  $x_{\text{current}} \in C$  **then**  $\triangleright$  *Check BDPT cache*
- 9:     sample  $(t_{\text{cache}}, w)$  from  $C[x_{\text{current}}]$
- 10:     **return**  $w \cdot (\#C[x_{\text{current}}] / \#C) \cdot p_{\pi} / (t_{\text{cache}} + t_{\text{prev}} + t_{\text{next}})$
- 11:   **if**  $\text{flip}() < 1/d$  **then**  $\triangleright$  *Russian roulette termination*
- 12:     **return**  $P_{\text{start}}(x_{\text{current}}) \cdot p_{\pi} / (t_{\text{prev}} + t_{\text{next}}) \cdot 1 / (1/d)$   
    $\triangleright$  *Record sample starting at  $x_{\text{current}}$*
- 13:    $p_{\pi} \leftarrow p_{\pi} / (1 - 1/d)$   $\triangleright$  *Russian roulette weight*
- 14:   sample predecessor state  $x_{\text{prev}}$  with probability  
    $p_{\text{choice}} \propto \exp(\alpha \cdot P(\cdot \rightarrow x_{\text{current}} | g))$
- 15:    $p_{\pi} \leftarrow p_{\pi} \cdot P(x_{\text{prev}} \rightarrow x_{\text{current}} | g) / p_{\text{choice}}$
- 16:    $x_{\text{current}} \leftarrow x_{\text{prev}}$  and  $t_{\text{prev}} \leftarrow t_{\text{prev}} + 1$
- 17: **return**  $\ell$

---

### 3.2. Quantitative analysis

We report the total variation  $\text{TV}(x) = \frac{1}{2} \sum_{g_i} |\hat{p}(g_i | x) - p(g_i | x)|$  between the true posterior and inferences made using 10 samples of both our method and rejection sampling, averaged for 100 trials and across all of the inference tasks in the benchmark. We take the true posterior to be our method’s estimate with 1,000 samples. Our results are shown in Table 3. Across all domains, our algorithm substantially outperforms rejection sampling.

### 3.3. Comparison to human judgements

We recruited  $N = 200$  participants and collected judgements for a variety of “snapshots” in each of our domains (see experimental design in supplementary materials). We found that our model predicts human intuitions quite well (see last columns of Tables 1 and 2), with strong correlations across domains (see Figure 3). Thus, our work not only replicates the findings of previous work (Lopez-Brau et al., 2020; 2022), but also shows that those findings continue to hold in domains that previous inference algorithms could not scale to.

---

**Algorithm 3** Grow the bidirectional path tracer’s cache (to be called repeatedly)

---

**Require:**  $g, P(s \rightarrow s' | g), P_{\text{start}}(s)$  as in Algorithm 1,  $d$  as in Algorithm 2, and  $C$ , a cache

- 1:  $t \leftarrow 0, w \leftarrow 1$ , sample  $x_{\text{current}}$  with prob.  $\propto P_{\text{start}}(\cdot)$
- 2: **while**  $x_{\text{current}}$  is not an end state **do**
- 3:   add  $(t, d \cdot w)$  to  $C[x_{\text{current}}]$
- 4:   sample  $x_{\text{next}}$  with prob.  $\propto P(x_{\text{current}} \rightarrow \cdot | g)$
- 5:   **if**  $\text{flip}() < 1/d$  **then**
- 6:     **break**
- 7:    $w \leftarrow w / (1 - 1/d)$
- 8:    $x_{\text{current}} \leftarrow x_{\text{next}}$  and  $t \leftarrow t + 1$

---

## 4. Related work

**Cognitive science** Human social cognition and “theory of mind” are well-modeled by **Bayesian inverse planning** (Baker et al., 2009; Jara-Ettinger, 2019; Baker et al., 2017), which infers an agent’s goals from its observed actions. Inverse planning predicts human inferences about multiple agents (Kleiman-Weiner et al., 2016; Wu et al., 2021), social scenes (Ullman et al., 2009; Netanyahu et al., 2021), emotion (Ong et al., 2015), and agents who make mistakes (Zhi-Xuan et al., 2020).

A growing body of work studies how people make inferences about the past from evidence in the present (Smith and Vul, 2014; Gerstenberg et al., 2021; Lopez-Brau and Jara-Ettinger, 2020). Recently, Lopez-Brau et al. (2020; 2022) asked how people make inferences about the past and future of agents from static physical evidence they leave behind, which is something even children can do (Pelz et al., 2020; Jacobs et al., 2021). We build on this line of work by dramatically accelerating inference, and extending it to more sophisticated domains where previous methods could not scale.

**Artificial intelligence** Bayesian approaches have been successful in approaches to **plan recognition**, the problem of inferring an agent’s plan from observed actions (Ramirez and Geffner, 2009; 2010; Sohrabi et al., 2016; Charniak and Goldman, 1993). Our work provides a method for plan recognition from a single state snapshot, with no need to observe actions.

The reinforcement learning community has long sought to learn an agent’s reward function by observing the actions it takes via **inverse reinforcement learning** or IRL (Ng et al., 2000; Arora and Doshi, 2021; Ziebart et al., 2008). Recently, Shah et al. (2019) proposed “IRL from a single state.” Their method, “Reinforcement Learning by Simulating the Past” (RLSP), learns reward functions for robots based on a single observation of a human in the environment, assuming that the observation is taken at the end of a

Table 3. Quantitative comparison of inference algorithms (see Section 3.2). We show the average total variation distance (TV) of a 10-sample posterior estimate, averaged over 100 trials. **Lower is better.** Our method does significantly better than rejection sampling for each task.

| Benchmark   | Rejection TV | Ours TV |
|---|--------------|---------|
| Grid (two doors, as in (Lopez-Brau et al., 2020)) | 0.063        | 0.0257  |
| Grid (starting anywhere)                          | 0.159        | 0.0538  |
| Keys (observed holding no key)                    | 0.818        | 0.215   |
| Keys (observed holding pink key)                  | 0.777        | 0.314   |
| Keys (observed holding green key)                 | 0.762        | 0.239   |
| Blocks  | 0.985        | 0.358   |

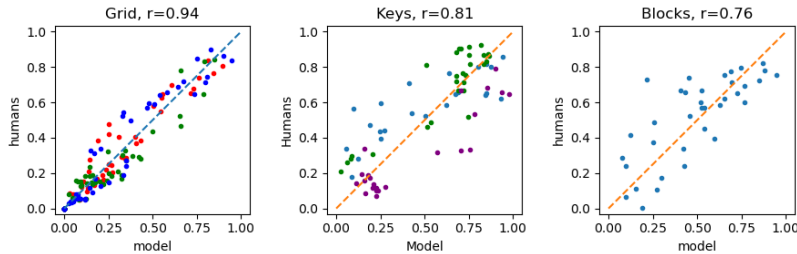


Figure 3. Our posterior inferences correlate well with human responses. In the “grid” plot, colors represent goal gem colors. In the “keys” plot, colors represent which keys (if any) the agent is seen holding, and we show  $p(\text{goal is blue gem} \mid x)$ . In the “blocks” plot, we show  $p(\text{touched} \mid x)$  for each block.

finite-horizon MDP of fixed horizon  $T$ . We build on RLSP in three ways: (1) RLSP is highly sensitive to the time horizon hyperparameter  $T$ . We dispense with the fixed-horizon assumption altogether, integrating over all possible past trajectories of all possible lengths. (2) Unlike Shah et al., we do not assume the snapshot was taken at the end of the agent’s journey—the agent can be observed partway. (3) Our sampling-based method scales to significantly larger domains, because we do not have to integrate exhaustively over all possible trajectories.

## 5. Limitations and future work

**Sampling over goals:** In this paper, we showed how to scale inference to a large set of possible initial states. However, we compute the posterior by enumeration over all possible goals, which takes linear time in the size of the space of goals. To scale to larger goal spaces as well, it may be possible to use Markov Chain Monte Carlo (MCMC) to sample goals conditioned on the observed state. This may seem challenging because we only stochastically estimate the likelihood  $p(x \mid g)$ . However, because our estimator is unbiased, it is possible to use it to compute valid Metropolis-Hastings transitions (Andrieu and Roberts, 2009).

**Cognitive plausibility:** Our method’s sample efficiency suggests that it may resemble how humans actually do this task, similar to how few-shot algorithms have shown

promise in modeling human behavior in other domains (Vul et al., 2014). Following previous work using eye-tracking studies to investigate cognitive processes underlying simulation and planning (Gerstenberg et al., 2017), we hope to use eye-tracking to compare human strategies to our algorithm. In the language of Marr (1982), this would allow us to go beyond the *computational* account of Lopez-Brau et al. (2020) and take a first step towards an *algorithmic* account of inverse planning with snapshot states.

**Beyond inference:** We began this paper with Hemingway’s short story—and indeed, artists have long represented dynamic action in static scenes (McCloud, 1993). In future work we hope to consider the inverse problem of designing evocative scenes by optimizing *over* inference (Chandra et al., 2023a;b), or designing robotic “gestures” similar to legible planning (Dragan et al., 2013).

## 6. Conclusion

We offered a cognitively-plausible algorithm for making inferences about the past and the future based on the present. Building on prior work in cognitive science and AI, and drawing inspiration from Monte Carlo rendering, we presented a sample-efficient method for performing such inferences. Finally, we showed that our method matched human intuitions on a variety of inference tasks to which previous methods could not scale.



---

## Acknowledgements

We thank Alicia Chen, John Cherian, Joe Kwon, Max Siegel, Lionel Wong and Tan Zhi-Xuan for helpful conversations. This research was supported by NSF grants #CCF-1231216, #CCF-1723445 and #2238839 and ONR grant #00010803. KC was supported by the NSF GRFP (#1745302), the Hertz Foundation, and a PD Soros Fellowship.

## References

- Marc K Albert and Donald D Hoffman. The generic-viewpoint assumption and illusory contours. *Perception*, 29(3):303–312, 2000. URL <https://journals.sagepub.com/doi/pdf/10.1068/p3016>.
- Luke Anderson, Tzu-Mao Li, Jaakko Lehtinen, and Frédo Durand. Aether: An embedded domain specific sampling language for monte carlo rendering. *ACM Transactions on Graphics (TOG)*, 36(4):1–16, 2017. URL <https://dl.acm.org/doi/pdf/10.1145/3072959.3073704>.
- Christophe Andrieu and Gareth O Roberts. The pseudo-marginal approach for efficient monte carlo computations. 2009. URL <https://www.jstor.org/stable/30243645>.
- Saurabh Arora and Prashant Doshi. A survey of inverse reinforcement learning: Challenges, methods and progress. *Artificial Intelligence*, 297:103500, 2021. URL <https://www.sciencedirect.com/science/article/am/pii/S0004370221000515>.
- James Arvo and David Kirk. Particle transport and image synthesis. In *Proceedings of the 17th annual conference on Computer graphics and interactive techniques*, pages 63–66, 1990. URL <https://dl.acm.org/doi/10.1145/97880.97886>.
- Chris L Baker, Noah D Goodman, and Joshua B Tenenbaum. Theory-based social goal inference. In *Proceedings of the thirtieth annual conference of the cognitive science society*, pages 1447–1452. Cognitive Science Society Austin, TX, 2008. URL <https://cocolab.stanford.edu/papers/BakerEtAl2008-Cogsci.pdf>.
- Chris L Baker, Rebecca Saxe, and Joshua B Tenenbaum. Action understanding as inverse planning. *Cognition*, 113(3):329–349, 2009. URL <https://www.sciencedirect.com/science/article/pii/S0010027709001607>.
- Chris L Baker, Julian Jara-Ettinger, Rebecca Saxe, and Joshua B Tenenbaum. Rational quantitative attribution of beliefs, desires and percepts in human mentalizing. *Nature Human Behaviour*, 1(4):0064, 2017. URL <https://www.nature.com/articles/s41562-017-0064>.
- Leland Lavele Carter and Edmond Darrell Cashwell. Particle-transport simulation with the monte carlo method. Technical report, Los Alamos National Lab.(LANL), Los Alamos, NM (United States), 1975.
- Kartik Chandra, Tzu-Mao Li, Joshua Tenenbaum, and Jonathan Ragan-Kelley. Acting as inverse inverse planning. In *Special Interest Group on Computer Graphics and Interactive Techniques Conference Proceedings (SIG-GRAPH '23 Conference Proceedings)*, aug 2023a. doi: 10.1145/3588432.3591510.
- Kartik Chandra, Tzu-Mao Li, Joshua Tenenbaum, and Jonathan Ragan-Kelley. Storytelling as inverse inverse planning. In *Proceedings of the Annual Meeting of the Cognitive Science Society*, volume 45, 2023b.
- Eugene Charniak and Robert P Goldman. A bayesian model of plan recognition. *Artificial Intelligence*, 64(1):53–79, 1993. URL [https://www.researchgate.net/profile/Robert-Goldman-5/publication/222330914\\_A\\_Bayesian\\_model\\_of\\_plan\\_recognition/links/5c7d77d0299bf1268d390c71/A-Bayesian-model-of-plan-recognition.pdf](https://www.researchgate.net/profile/Robert-Goldman-5/publication/222330914_A_Bayesian_model_of_plan_recognition/links/5c7d77d0299bf1268d390c71/A-Bayesian-model-of-plan-recognition.pdf).
- Marco F Cusumano-Towner, Feras A Saad, Alexander K Lew, and Vikash K Mansinghka. Gen: a general-purpose probabilistic programming system with programmable inference. In *Proceedings of the 40th acm sigplan conference on programming language design and implementation*, pages 221–236, 2019.
- Daniel C Dennett. *The intentional stance*. MIT press, 1989.
- Anca D Dragan, Kenton CT Lee, and Siddhartha S Srinivasa. Legibility and predictability of robot motion. In *2013 8th ACM/IEEE International Conference on Human-Robot Interaction (HRI)*, pages 301–308. IEEE, 2013. URL <https://ieeexplore.ieee.org/iel7/6476064/6483487/06483603.pdf>.
- William T Freeman. The generic viewpoint assumption in a framework for visual perception. *Nature*, 368(6471): 542–545, 1994. URL <https://www.nature.com/articles/368542a0.pdf>.
- Tobias Gerstenberg, Matthew F Peterson, Noah D Goodman, David A Lagnado, and Joshua B Tenenbaum. Eye-tracking causality. *Psychological science*, 28(12):1731–1744, 2017.
- Tobias Gerstenberg, Max Siegel, and Joshua Tenenbaum. What happened? reconstructing the past through vision and sound. 2021. URL <https://psyarxiv.com/tfjdk/>.
- Thomas L Griffiths and Joshua B Tenenbaum. Optimal predictions in everyday cognition. *Psychological science*, 17(9):767–773, 2006. URL <https://journals.sagepub.com/doi/pdf/10.1111/j.1467-9280.2006.01780.x>.

- 
- Fritz Heider and Marianne Simmel. An experimental study of apparent behavior. *The American journal of psychology*, 57(2):243–259, 1944.
- Colin Jacobs, Michael Lopez-Brau, and Julian Jara-Ettinger. What happened here? children integrate physical reasoning to infer actions from indirect evidence. In *Proceedings of the 43rd Annual Meeting of the Cognitive Science Society*, volume 43, 2021.
- Julian Jara-Ettinger. Theory of mind as inverse reinforcement learning. *Current Opinion in Behavioral Sciences*, 29:105–110, 2019.
- Julian Jara-Ettinger, Hyowon Gweon, Laura E Schulz, and Joshua B Tenenbaum. The naïve utility calculus: Computational principles underlying commonsense psychology. *Trends in cognitive sciences*, 20(8):589–604, 2016. URL <https://www.sciencedirect.com/science/article/pii/S1364661316300535>.
- James T Kajiya. The rendering equation. In *Proceedings of the 13th annual conference on Computer graphics and interactive techniques*, pages 143–150, 1986. URL <https://dl.acm.org/doi/pdf/10.1145/15922.15902>.
- Max Kleiman-Weiner, Mark K Ho, Joseph L Austerweil, Michael L Littman, and Joshua B Tenenbaum. Coordinate to cooperate or compete: abstract goals and joint intentions in social interaction. In *CogSci*, 2016.
- Eric P Lafortune and Yves Willems. Bi-directional path tracing. In *Compugraphics' 93*, pages 145–153, 1993. URL <https://citeseerx.ist.psu.edu/document?repid=rep1&type=pdf&doi=c480a06ab16aa18673cc872f811e5177a74fb790>.
- Michael Lopez-Brau and Julian Jara-Ettinger. Physical pragmatics: Inferring the social meaning of objects. 2020. URL <https://psyarxiv.com/mnf4y/>.
- Michael Lopez-Brau, Joseph Kwon, and Julian Jara-Ettinger. Mental state inference from indirect evidence through bayesian event reconstruction. In *CogSci*, 2020. URL <https://cognitivesciencesociety.org/cogsci20/papers/0085/0085.pdf>.
- Michael Lopez-Brau, Joseph Kwon, and Julian Jara-Ettinger. Social inferences from physical evidence via bayesian event reconstruction. *Journal of Experimental Psychology: General*, 2022. URL <https://psyarxiv.com/4zu9n>.
- David Marr. *Vision: A computational investigation into the human representation and processing of visual information*. MIT press, 1982.
- Scott McCloud. *Understanding comics: The invisible art*. Northampton, Mass, 7:4, 1993.
- Aviv Netanyahu, Tianmin Shu, Boris Katz, Andrei Barbu, and Joshua B Tenenbaum. Phase: Physically-grounded abstract social events for machine social perception. In *Proceedings of the AAAI Conference on Artificial Intelligence*, volume 35, pages 845–853, 2021. URL <https://ojs.aaai.org/index.php/AAAI/article/view/16167/15974>.
- Andrew Y Ng, Stuart Russell, et al. Algorithms for inverse reinforcement learning. In *Icml*, volume 1, page 2, 2000. URL [https://www.eecs.harvard.edu/cs286r/courses/spring06/papers/ngruss\\_irl00.pdf](https://www.eecs.harvard.edu/cs286r/courses/spring06/papers/ngruss_irl00.pdf).
- Desmond C Ong, Jamil Zaki, and Noah D Goodman. Affective cognition: Exploring lay theories of emotion. *Cognition*, 143:141–162, 2015.
- Stefan Palan and Christian Schitter. Prolific. ac—a subject pool for online experiments. *Journal of Behavioral and Experimental Finance*, 17:22–27, 2018.
- Madeline Pelz, Laura Schulz, and Julian Jara-Ettinger. The signature of all things: Children infer knowledge states from static images. In *Proceedings of the 42nd Annual Meeting of the Cognitive Science Society*, 2020. URL <https://psyarxiv.com/f692k/>.
- Matt Pharr, Wenzel Jakob, and Greg Humphreys. *Physically based rendering: From theory to implementation*. Morgan Kaufmann, 2016. URL [https://pbr-book.org/3ed-2018/Monte\\_Carlo\\_Integration](https://pbr-book.org/3ed-2018/Monte_Carlo_Integration).
- Antonin Raffin, Ashley Hill, Maximilian Ernestus, Adam Gleave, Anssi Kanervisto, and Noah Dormann. Stable baselines3, 2019.
- Miquel Ramirez and Hector Geffner. Plan recognition as planning. In *Proceedings of the 21st international joint conference on Artificial intelligence*. Morgan Kaufmann Publishers Inc, pages 1778–1783. Citeseer, 2009. URL <https://citeseerx.ist.psu.edu/document?repid=rep1&type=pdf&doi=0de92a30c8a92a693705b53eaf602bbf258b4f39>.
- Miquel Ramirez and Hector Geffner. Probabilistic plan recognition using off-the-shelf classical planners. In *Proceedings of the Conference of the Association for the Advancement of Artificial Intelligence (AAAI 2010)*, pages 1121–1126. Citeseer, 2010. URL <https://cdn.aaai.org/ojs/7745/7745-13-11274-1-2-20201228.pdf>.
- John Schulman, Filip Wolski, Prafulla Dhariwal, Alec Radford, and Oleg Klimov. Proximal policy optimization algorithms. *arXiv preprint arXiv:1707.06347*, 2017.
- Rohin Shah, Dmitrii Krasheninnikov, Jordan Alexander, Pieter Abbeel, and Anca Dragan. Preferences implicit in the state of the world. *International Conference on Learning Representations (ICLR)*, 2019. URL <https://arxiv.org/pdf/1902.04198>.

- 
- Kevin Smith and Edward Vul. Looking forwards and backwards: Similarities and differences in prediction and retrodiction. In *Proceedings of the Annual Meeting of the Cognitive Science Society*, volume 36, 2014.
- Shirin Sohrabi, Anton V Riabov, and Octavian Udrea. Plan recognition as planning revisited. In *IJCAI*, pages 3258–3264. New York, NY, 2016. URL <http://www.cs.toronto.edu/~shirin/Sohrabi-IJCAI-16.pdf>.
- Victoria Southgate and Gergely Csibra. Inferring the outcome of an ongoing novel action at 13 months. *Developmental psychology*, 45(6):1794, 2009.
- Joshua Tenenbaum. Bayesian modeling of human concept learning. *Advances in neural information processing systems*, 11, 1998. URL <https://proceedings.neurips.cc/paper/1998/file/d010396ca8abf6ead8cacc2c2f2f26c7-Paper.pdf>.
- Joshua Tenenbaum. Rules and similarity in concept learning. *Advances in neural information processing systems*, 12, 1999. URL <https://proceedings.neurips.cc/paper/1999/file/86d7c8a08b4aaa1bc7c599473f5ddda-Paper.pdf>.
- Christopher D Twigg and Doug L James. Backward steps in rigid body simulation. In *ACM SIGGRAPH 2008 papers*, pages 1–10. 2008. URL <https://dl.acm.org/doi/pdf/10.1145/1399504.1360624>.
- Tomer Ullman, Chris Baker, Owen Macindoe, Owain Evans, Noah Goodman, and Joshua Tenenbaum. Help or hinder: Bayesian models of social goal inference. *Advances in neural information processing systems*, 22, 2009.
- Eric Veach. *Robust Monte Carlo methods for light transport simulation*. PhD thesis. Stanford University, 1998. URL <https://www.proquest.com/docview/304456010?pq-origsite=gscholar&fromopenview=true>.
- Eric Veach and Leonidas Guibas. Bidirectional estimators for light transport. In *Photorealistic Rendering Techniques*, pages 145–167. Springer, 1995. URL <https://citeseerx.ist.psu.edu/document?repid=rep1&type=pdf&doi=3c9921cf30576edffd4d611e8f5d05e94421b57d>.
- Edward Vul, Noah Goodman, Thomas L Griffiths, and Joshua B Tenenbaum. One and done? optimal decisions from very few samples. *Cognitive science*, 38(4): 599–637, 2014. URL <https://onlinelibrary.wiley.com/doi/pdfdirect/10.1111/cogs.12101>.
- Sarah A Wu, Rose E Wang, James A Evans, Joshua B Tenenbaum, David C Parkes, and Max Kleiman-Weiner. Too many cooks: Bayesian inference for coordinating multi-agent collaboration. *Topics in Cognitive Science*, 13(2):414–432, 2021.
- Tan Zhi-Xuan, Jordyn Mann, Tom Silver, Josh Tenenbaum, and Vikash Mansinghka. Online bayesian goal inference for boundedly rational planning agents. *Advances in neural information processing systems*, 33:19238–19250, 2020. URL <https://proceedings.neurips.cc/paper/2020/file/df3aebc649f9e3b674eeb790a4da224e-Paper.pdf>.
- Brian D Ziebart, Andrew L Maas, J Andrew Bagnell, Anind K Dey, et al. Maximum entropy inverse reinforcement learning. In *AAAI*, volume 8, pages 1433–1438. Chicago, IL, USA, 2008.

---

## A. Experimental design

For each of our experiments reported in Section 3.3, we recruited  $N = 200$  participants from Prolific (Palan and Schitter, 2018). Participants were paid \$15 per hour (\$1.25 total for blocks and grid domains, and \$2.00 for the keys domain), and our experiments were conducted with IRB approval.

Participants were first familiarized with the environment, through both text instructions and a sample video of an agent performing the task in the domain. Then, they were told that their objective was to infer the agent’s goal from a single snapshot. They answered several questions to check their comprehension of both the domain and the task they were asked to perform, and were not allowed to continue unless they answered the comprehension questions correctly. The full experimental design is available in HTML format upon request. No data was excluded from our analyses.

## B. Numerical test of correctness

Programming sophisticated importance sampling routines is a challenging and bug-prone engineering effort (Cusumano-Towner et al., 2019; Anderson et al., 2017; Pharr et al., 2016). To test that our algorithm is unbiased, i.e. that it produces correct likelihoods in expectation, we compared likelihoods computed by rejection sampling and our sampler using converged estimates (25,000 samples each). For this experiment we used a uniform  $4 \times 4$  grid-world, with the prior on start states being uniform along the first row ( $x = 0$ ) and the goal being the far corner  $(3, 3)$ . The results of this experiment are shown in Figure 4. Our estimator has a dramatically different implementation than rejection sampling (compare Algorithms 1 and 2). However, the computed likelihoods are indistinguishable at every cell in the grid, even in “corner-case” cells such as the goal cell itself. **This provides a strong check that our algorithm and its implementation are both indeed correct.**

## C. Additional domains

We used our algorithm to perform inferences in three additional domains. The purpose of these domains is to show the remarkable flexibility of our method: how it can make interesting inferences in a wide variety of settings. Though we did not collect human subject data for these domains, we show results for cases where the inference task is relatively straightforward.

### C.1. Food trucks (joint belief/desire inference)

The food trucks domain, taken from the cognitive science literature (Baker et al., 2017), is a Partially Observable Markov Decision Process (POMDP). It consists of a  $5 \times 10$  grid-

world with an opaque wall in the middle. A hungry graduate student wakes up at home (one side of the wall) and wishes to eat at a food truck. There are two parking spots where food trucks usually park, and three kinds of food trucks that could be parked at each of those spots: Korean, Lebanese, and Mexican (K, L, and M). The graduate student might have preferences among the cuisines, but might also be uncertain about which trucks are parked at each spot today. Thus, they might engage in information-seeking behavior by looking behind the opaque wall, and then choosing a food truck to walk to based on their preferences. **The inference task is to determine (a) the student’s preferences over food trucks, and (b) the student’s (current) belief state about which truck is at each parking spot.**

Using this domain, Baker et al.’s inverse planning model was able to jointly infer the student’s beliefs and desires from an observed trajectory; those inferences closely matched responses from human subjects. Here, we perform the same type of inference, but from a single observed snapshot.

For example, in the example in Figure 5, the student is observed moving south next to the wall. A Korean food truck is parked in the southwest parking spot, and a Lebanese food truck is parked in the northeast spot. Seeing this scene, a reasonable inference is that the student went looking around the wall to see if the Mexican food truck (their favorite) was parked on the other side. Seeing that it was Lebanese food instead, the student turns around and makes peace with the nearby Korean food. Indeed, our model captures this inference: in the joint posterior distribution over both beliefs and desires, our model is confident that the student now knows that the northeast truck has Lebanese food, and furthermore that the student’s favorite food is Mexican.

A more sophisticated inference emerges if the student is observed moving *north* instead of south (Figure 6). Now, a reasonable inference is that the student dislikes Korean food, and is going around the wall to check what is at the other truck. The model captures this: it favors the hypothesis that the student is unsure what is at the northeast truck, and also places high weight on Korean being the least favorite food option.

However, as is visible on the right half of the heatmap, the model also places some weight on the possibility that the student knows that there is Lebanese food and prefers it, or that the student (mistakenly) believes there is Mexican food and prefers that.

### C.2. Heist (multi-agent domain)

In this multi-agent domain inspired by classic stimuli in cognitive science (Baker et al., 2008; Southgate and Csibra, 2009; Heider and Simmel, 1944), two agents—blue and pink—occupy a  $7 \times 7$  gridworld representing an art museum.

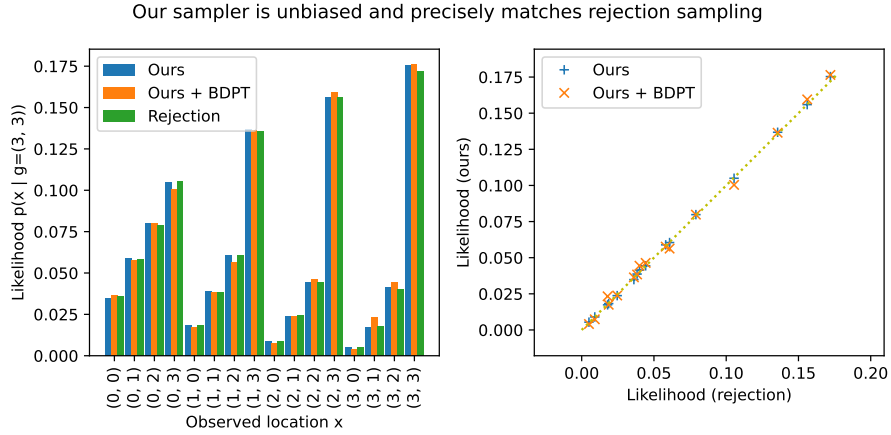


Figure 4. Our sampler’s likelihoods precisely match rejection sampling, with and without bidirectional path tracing, giving a strong numerical check of our method’s correctness (Appendix B).

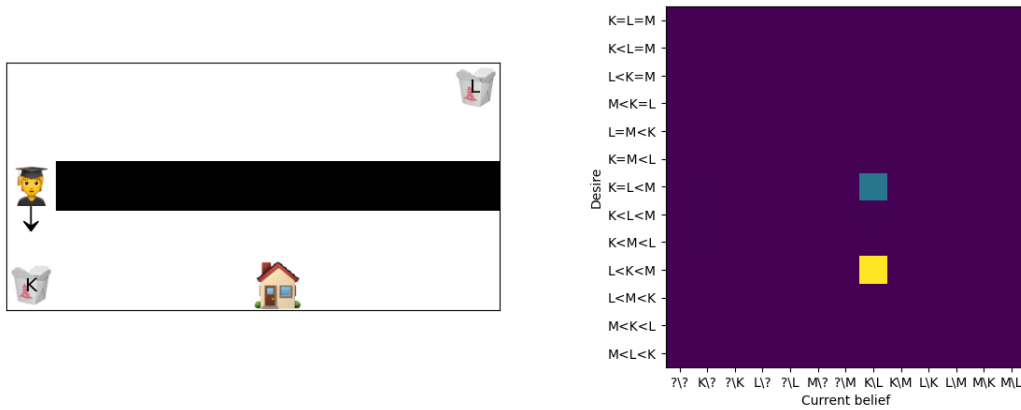


Figure 5. The student is observed heading south around the wall. A rational inference is that the student started at home, and went around the wall to check what the far food truck was. Seeing that it was Lebanese and not Mexican (their favorite), the student disappointedly turns around to make peace with the nearby Korean food. **As shown on the heatmap to the right, our model captures this joint belief-desire inference, predicting that the student now knows what is at both trucks, and reconstructing the student’s likely preference ordering over the three cuisines.** Note: the belief label “ $K \setminus ?$ ” means that the student thinks the south-west parking spot has a Korean food truck parked, but is unsure about the north-east parking spot. See Appendix C.1.

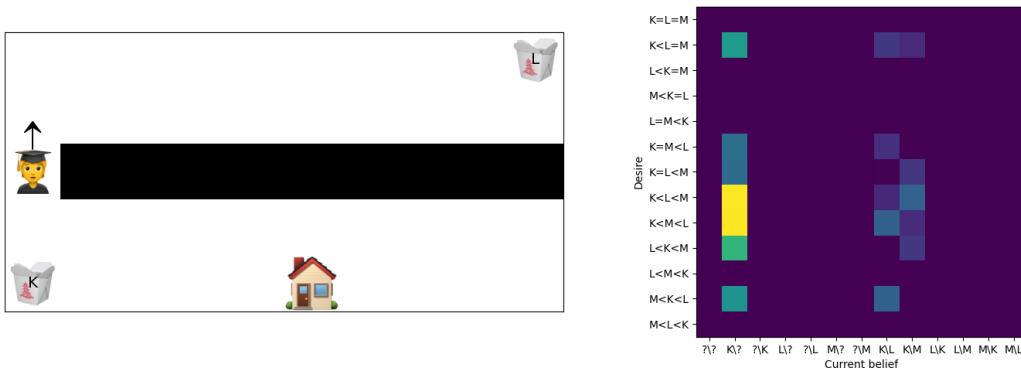


Figure 6. Here, the student is observed going north instead of south. A more sophisticated inference emerges, showing that the student is likely uncertain about which truck is parked behind the wall. See Appendix C.1

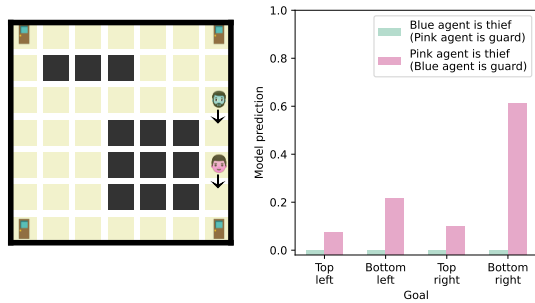


Figure 7. Two agents are observed by a security camera in an art museum. Who is the guard, who is the thief, and where is the thief trying to escape to? **Our model predicts that the guard is the blue agent, the thief is the pink agent, and that the exit is in the bottom right.** See Appendix C.2.

One of the agents is a “thief,” whose objective is to escape the museum by reaching the exit, and the other is a “guard,” whose objective is to catch the thief. There are four doors in the room, only one of which is an exit, and the rest of which are dead ends. Both agents know which door is the exit, but this information is *not* visible to the observer (all doors are rendered identically). **The inference tasks are to look at a snapshot of the two agents and jointly infer (a) which agent is the thief and which is the guard, and (b) which door is the exit.**

In the example in Figure 7, it is clear from the snapshot that the blue agent is the guard and is chasing the pink agent, the thief, to the bottom-right corner. The model reproduces this inference, though also acknowledges the possibility that the thief might actually be heading onward past the bottom-right, to the bottom-left corner instead.

The next two examples (Figure 8) are ambiguous cases: the two agents are in symmetric positions, so it is unclear who is who. Here, the model can determine with high confidence where the exit is, but remains uncertain about who is the thief and who is the guard.

Finally, in the last example (Figure 9), it is unclear whether a blue guard is blocking a pink thief from heading to the top-right corner, or whether a pink guard is blocking the blue thief from heading the the bottom-right corner. Indeed, the model reproduces this ambiguity.

### C.3. Cart-pole (continuous state space with physical dynamics)

The cart-pole domain is a classic problem in reinforcement learning and optimal control. The goal is to balance a pole in an upright position, by moving the cart left or right. The state space of this domain consists of four continuous numbers: the horizontal position of the cart and its velocity, and

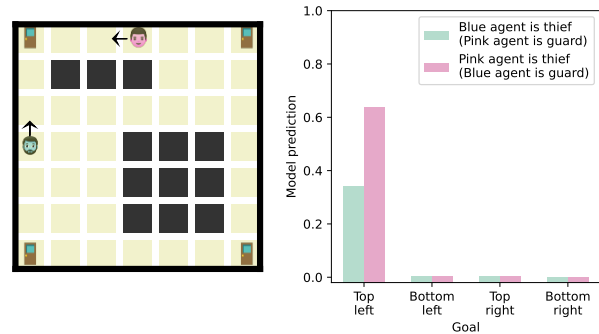
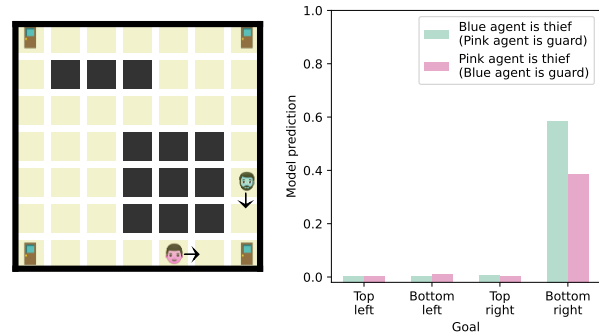


Figure 8. In these examples, it is unclear who the guard and thief are—however, it is clear where the exit is. **The model reproduces this uncertainty as desired.** See Appendix C.2.

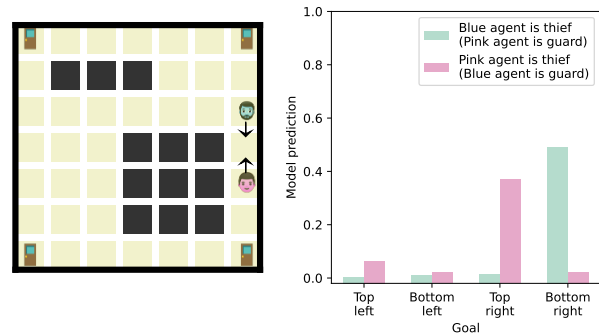


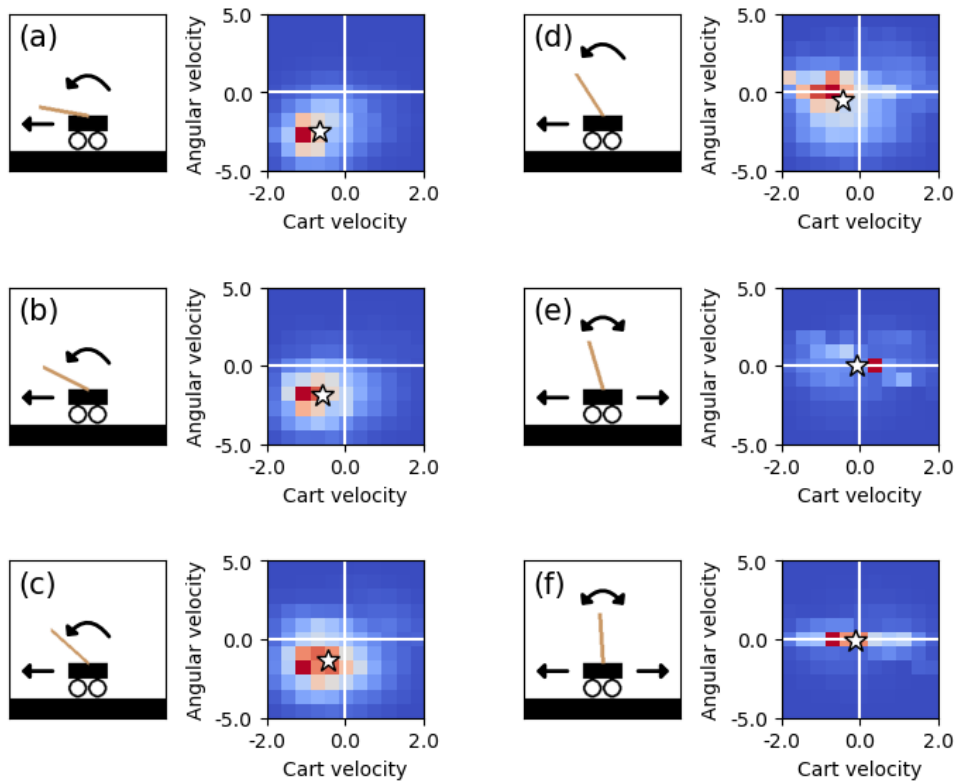
Figure 9. In this example, it is unclear whether a blue guard is blocking a pink thief from heading to the top-right corner, or whether a pink guard is blocking the blue thief from heading the the bottom-right corner. **The model reproduces this joint uncertainty as desired.** See Appendix C.2.

---

the angle of the pole along with its angular velocity. **The inference tasks are to look at a snapshot image—which only shows the cart position and the pole angle—and determine the velocity of the cart and the angular velocity of the pole.** Note that rejection sampling cannot solve this task because the probability of a randomly-sampled trace passing through the observed state is zero.

We use an off-the-shelf pre-trained Proximal Policy Optimization (PPO) controller (Schulman et al., 2017) from stable-baselines3 (Raffin et al., 2019) to compute a probability distribution over actions. Inference in this domain is complicated by the fact that computing backward dynamics in physical simulation is challenging and often ill-posed. While previous work has proposed analytic approaches (Twigg and James, 2008), we instead train a neural network to approximate the reverse physical dynamics. We place a unit Gaussian prior over the velocities, and use a Von-Mises distribution as a prior over the initial pole angle. We infer the velocities of the system by sampling candidate pairs of cart and pole velocities (stratified in an  $11 \times 11$  grid) and computing likelihoods using our algorithm.

The inferred posteriors are intuitive and track the relative stability of the position in each snapshot (Figure 10). For example, in part (a), the pole has almost completely fallen over, and so our method infers that the pole has a large negative angular velocity, and is falling fast towards the ground. At the same time, it infers that the cart is moving fast to the left, in an attempt to re-balance. In comparison, for part (f), the pole is nearly upright, so the model predicts that the pole is not rotating, and that the cart might be moving left or right to keep the pole balanced.



*Figure 10.* In each pair, the left image shows the cart-pole snapshot given to the algorithm, and the overlaid arrows summarize the model's predictions about how the system might evolve. The right heatmap shows our model's full joint distribution of inferred cart velocity (positive means moving to the right) and pole angular velocity (positive means clockwise), and the white stars mark posterior expectations. **When the pole is near-horizontal, our algorithm infers that the pole is falling, and the cart is moving left to re-balance. When the pole is near-vertical, the algorithm infers that the pole is stationary, and the cart is making minor adjustments to keep the pole balanced.**