

# Tracking And Understanding Public Reaction During COVID-19: Saudi Arabia As A Use Case

Anonymous ACL submission

## Abstract

The COVID-19 had a great impact on economies and societies around the world. While governments are taking extreme measures to compact the spread of the virus, people are getting effected by such measures. With such measures such as lockdown and social distancing, it become very important to understand the emotional response of the public towards the pandemic. In this paper, we study the reaction of Saudi Arabia citizens towards the pandemic. We utilize a previously collected Arabic tweets collected from January 1, 2020, primarily from hashtags populated from Saudi Arabia. Our results showed that people had kept positive reaction towards the pandemic. This positive reaction was in its highest at the beginning of the pandemic and started to decline as time was passing. Our results showed that people were supporting each other through this pandemic using social Media. This research can help researchers and policy makers in understanding the effect of pandemic on societies.

## 1 Introduction

COVID-19 has been declared as a pandemic by the World Health Organization (WHO) on January 30, 2020 (Organization et al., 2020). The spread of COVID-19 around the world has raised many concerns and uncertainties about the upcoming future. Several epidemic periods have been observed in the world. In recent years, this epidemic has grown because of the contagion favored by globalization. The pandemic has affected 213 countries, with more than one and a half million confirmed cases to date (Organization et al., 2020). To overcome the rapid spread of the virus, the World Health Organization has suggested that isolation and self-quarantine is one of the major ways to stop this pandemic to spread at such an alarming rate. China has witnessed the benefits of one of

the largest lockdowns at the start of this pandemic, where it locked down 20 provinces and regions. One of the most widely used social media platforms is Twitter, popular for its accessibility and ease of information sharing. with the increased precautionary measures used by governments such as lockdown and curfew, people shift to social media platforms to continue their social interactions. With 13.8 million active users out of 24 million internet users (91% of the total population), Saudi Arabia is among the countries with the highest number of Twitter users among its online population (Clement, 2020; Puri-Mirza, 2019). Moreover, Saudi Arabia is producing 40% of all tweets in the Arab world (Mourtada and Salem, 2014).

With an uncertain outlook on the development of the COVID-19 situation and its preventative measures, it is of vital importance to understand how governments, NGOs, and social organizations can help those who are most affected by the situation. That implies, at the first stage, understanding the emotions, worries, and concerns that people have and possible coping strategies. Since a majority of online communication is recorded in the form of text data, measuring the emotions around COVID-19 will be a central part of understanding and addressing the impacts of the COVID-19 situation on people. The rapid spread of COVID-19 infections has created a strong need for understanding the development of mass sentiment in pandemic scenarios. The uncertainty that is provoked by the COVID-19 situation and the many and long-lasting preventative measures applied, it is of vital importance to understand how governments, NGOs, and social organizations can help those who are most affected by the situation. To be able to do so, understanding the emotions, worries, and concerns that people have and possible coping strategies is important.

Previous research in sentiment analysis used

Twitter platform to collect tweets in various languages such as: Indian , Nepal, Turkish ,Arabic, and Spanish to detect the tweets' sentiments during a crisis (Bhat et al., 2020; García-Díaz et al., 2020; Barkur and Vibha, 2020; Pokharel, 2020; Manguri et al., 2020; Baker et al., 2020; Alhajji et al., 2020; Öztürk and Ayvaz, 2018; Adel and Wang, 2019; ALOQAILY et al., 2020). Recently, Arabic language got more attention in sentiment analysis since it is becoming widely used in social media platforms (ALOQAILY et al., 2020). As yet, many research on Arabic sentiment analysis conducted to detect opinions about crisis and epidemic as well (Baker et al., 2020; Alhajji et al., 2020; Adel and Wang, 2019; ?).

In this study we try to understand Saudi's reaction toward this pandemic, by answering three questions: - What is the overall Sentiment towards the pandemic? - How people reacted toward different topics? - What is the geographical distribution of sentiment?

Measuring the emotions around COVID-19 will be a central part of understanding and addressing the impacts of the COVID-19 situation on people. Moreover, This study might inform the development of models of social behavior that fit the Saudi Arabic culture. Our results showed the high solidarity between the society, where people were expressing positive sentiment in hashtags related to social solidarity.

In the remainder of the paper, we first synthesize previous work and background information and relate that to our work. After that, we describe the dataset used for analysis. We then discuss sentiment identification. Finally, we discuss the findings, conclusions, and proposed directions for future research.

## 2 Related Work

### 2.1 Sentiment Analysis

There is a technique related to natural language processing known as sentiment analysis that helps detect and extract the polarity of sentiments from text by determining if the text is positive, negative, or neutral (García-Díaz et al., 2020). There are two approaches to sentiment analysis: machine learning and lexicon-based. The machine learning approach uses algorithms to find sentiment, while the lexicon-based approach counts positive and negative words (Drus and Khalid, 2019).

Social media is widely used by the public to ex-

press opinions, ideas, and emotions, thus allowing researchers to analyze users' sentiments (Bhat et al., 2020). In (Drus and Khalid, 2019), researchers divided social media platforms into four categories depending on their use: content communities such as YouTube and Instagram, social networking sites such as Facebook and LinkedIn, blogs, and microblogs as Twitter and Tumblr. Of these types, the top category for collecting information was microblogs, especially Twitter, as it is considered as one of the most popular websites and allows users to post only short messages (Öztürk and Ayvaz, 2018); Twitter limits users by providing them with only 280 characters for each tweet (Pokharel, 2020). Also, microblogging attracts researchers focusing on various languages. Twitter publishes around 500 million daily tweets; in comparing the number of active Twitter users and overall internet users in the world, Twitter users number more than 22% of the overall internet population (Öztürk and Ayvaz, 2018). There were two other main reasons for choosing Twitter in (García-Díaz et al., 2020): (1) It is a popular platform for spreading news and information, being established as an appropriate means to collect information about public health; and (2) the hashtags common to tweets help the social network act as a hub-and-spoke.

### 2.2 Sentiment Analysis in a Crisis

The research conducted by (Öztürk and Ayvaz, 2018) aims to explore sentiments about civil war in Syria as well as the refugee crisis, using Twitter data consisting of 2,381,297 tweets in Turkish and English. The reason for selecting Turkish was the huge number of Syrian refugees based in Turkey. The final result demonstrates that Turkish tweets expressed positive sentiments about Syrians and refugees at a rate of 35%, while English tweets contained 12% positive sentiments.

Furthermore, in (García-Díaz et al., 2020), an aspect-based sentiment analysis is used to define the tweets' sentiments by using deep-learning models with other techniques, such as word-embedding and linguistic features, on Spanish corpus about infectious diseases such as Dengue, Zika, or Chikungunya viruses in Latin America. The corpus includes 10,843 positive tweets, 10,843 negative tweets and 7,659 neutral tweets. The researcher of (Adel and Wang, 2019) provided the first Arabic corpus for crisis-response messages as there is no Arabic corpus associated with humanitarian

crisis since the most humanitarian crisis is in the Arab countries. Thus, this corpus created based on Twitter data and it includes tweets about cholera epidemic and starvation in Yemen and the Syrian refugees. The process of creating the corpus followed six steps: (1) Collecting data (2) Annotation process of Arabic tweets (3) Preprocessing of text (4) Feature extraction (5) Model building and (6) Model evaluation. Furthermore, the supervised machine learning model used to predict the label for Arabic tweets, three experiments were conducted by using SVM, NB, and Random Forest (RF), the best classifier result revealed by RF.

(ALOQAILY et al., 2020) used two main approaches of sentiment analysis: lexicon-based and machine learning on Arabic tweets about civil war in Syria and crises. The results demonstrated that machine learning performs better than the lexicon-based. Regarding machine learning, five algorithms were used: the Logistic Model Trees (LMT), simple logistic, SVM, DT, Voting-based and k-Nearest Neighbor (K-NN), the best performance result performed by LMT with Accuracy = 85.55, F1= 0.92 and Area Under Curve (AUC)= 0.86.

### 2.2.1 Sentiment Analysis during an epidemic

In a sentiment analysis of 615 tweets from Nepal, using the hashtags COVID-19 and coronavirus, the final result showed that about 58% of users' tweets were optimistic, 15% were negative tweets, and 27% were neutral (Pokharel, 2020). On the other hand, (Barkur and Vibha, 2020) presented a sentiment analysis of Indians' tweets about the lockdown by collecting data from Twitter using two hashtags: IndiaLockdown and IndiafightsCorona. This resulted in 24,000 tweets, dominated by positive sentiments. In another study, researchers collected five hundred thirty thousand by using the keywords coronavirus and COVID-19. More than 36% of users posted positive tweets, while the negative tweets numbered only 14%, and the neutral tweets accounted 50% (Manguri et al., 2020). Further, (Bhat et al., 2020) used two hashtags to perform sentiment analysis related to the current coronavirus pandemic: COVID-19 resulted in 92,646 collected tweets, and Coronavirus resulted in 85,513 collected tweets. Regarding the COVID-19 hashtag, most tweets had positive sentiments (51.97%). Neutral sentiments represented 34.05% of tweets, and 13.96% relayed negative sentiments. On the other hand, sentiments related to Coronavirus were more neutral (41.27%). Positive tweets accounted

for 40.91% of the overall numbers and 17.80% for negative sentiments. Overall, the results indicate that users' opinions were mostly positive or neutral.

### 2.2.2 Arabic Sentiment Analysis during epidemic

The authors of (Baker et al., 2020) suggested a sentiment analysis system based on 54,065 Arabic tweets related to influenza and labeling the data as valid or invalid based on their relation to influenza. Also, they used different machine learning techniques such as support vector machine (SVM), naïve Bayes (NB), K-nearest neighbor (k-NN), and decision tree (DT). The outcomes of three experiments show that the NB algorithm has the best value, with a 20-fold accuracy of 83.20%. From Arab countries, Syria provides the highest value of 89.06% with the NB algorithm, while the Arabian Gulf region achieved the greatest accuracy of 86.43% with k-NN. SVM performed poorly in all three experiments.

Recently, in research conducted by (Alhajji et al., 2020) to study the attitude of Saudis related to COVID-19 preventive processes by applying Arabic sentiment analysis using Twitter posts, the NB algorithm was applied to 53,127 tweets collected based on seven health measures: - Great mosque closures - Qatif lockdown - Schools and university closures - Public park, restaurant, and mall closures - Suspension of all sports activities - Suspension of Friday prayers - Curfew for 21 days The final conclusion of this study is that Saudi Twitter users are willing to support and have positive opinions of health measures announced by the Saudi government. Religious practices also play an important role by increasing the overall positive sentiment.

## 3 Data

Our primary dataset is a repository of Tweet IDs corresponding to Arabic content posted on Twitter related to the Coronavirus pandemic (Addawood, 2020). The repository contains 3.8 million Tweet IDs for the period of activity from January 1, 2020 through April 10, 2020. Tweets were compiled utilizing *Crimson Hexagon*, which is a social media analytic platform that provides paid data stream access. The data was collected by identifying a list of trending hashtags and keywords mostly used by the public. For collecting a comprehensive dataset, 70 keywords and hashtags categorized based on how they oriented the conversations were used. Table 1 shows the hashtag topics with the number of tweets

Hashtag Topics	Number of Tweets
Populated by Saudi governmental accounts	851,095
Discussing precautionary measures applied by the gov	445,019
Showing social solidarity	177,412
Supporting decisions taken by the government	1,538,179

Table 1: Data set hashtag topics with the number of tweets for each topic

available for each topic. The data was divided into four time periods as shown in table 2 to understand the public opinions as the pandemic evolves.

## 4 Method

### 4.0.1 Sentiment Lexicon

Before working on identifying the sentiment, the dataset needed to be cleaned. The cleaning process included removing username, removing punctuation, removing numeric characters, removing links, removing English characters, removing stop words, and normalizing Arabic text. Sentiment analysis techniques allowed researchers and business people to determine the different viewpoints expressed in social media text. The availability of a comprehensive Arabic sentiment lexicon is limited, for that, we built our own lexicon. The lexicon was built using two methods. The first method was by using previously constructed lexicons for Arabic sentiment (Al-Thubaity et al., 2018; Al-Twairash et al., 2016; Salameh et al., 2015). These lexicons either did not contain words specifically suited for Saudi dialect or they were domain specific. Our goal was to be able to construct a Saudi dialect sentiment lexicon that can generalize to other domains. The second method used to build the lexicon was by utilizing different textual data sources in Arabic such as Twitter data (Nabil et al., 2015), book review (Aly and Atiya, 2013), hotel reviews (Elnagar et al., 2018). For each of these data sets, four annotators went through each textual data point and extracted words expressing emotions. The resulted lexicon contained 7,534 words, 1,808 (24%) of it was labeled as positive and 5,726 (76%) was labeled as negative.

### 4.0.2 Identification of Author Location

The globalization of the pandemic allowed people from all over the world to participate in this discus-

sion. To find out where Twitter users were located, the location was available in the data set and it was retrieved as provided by *Crimson Hexagon*. To infer locations, Crimson Hexagon uses two types of information: 1) geotagged locations, which are only available for about 1% of Twitter data (Jurgens et al., 2015; Morstatter et al., 2013); and 2) for tweets that are not geotagged, an estimation of the users' countries, regions, and cities based on "various pieces of contextual information, for example, their profile information", as well as users' time zones and languages.

### 4.0.3 Sentiment Identification

Our goal is to have a full understanding of the public reactions towards the pandemic in Saudi Arabia. To be able to identify the sentiment of each tweet in our dataset, we used a machine learning approach. To do so and since the data set is huge, we selected a sample of the data set to annotate based on the created lexicon. The sample was chosen based on selecting tweets with a text length between 160 and 170 characters, the average length of all tweets was 184.63 characters before cleaning and 142.23 characters after cleaning. The total number of tweets in the sample is 129,391 tweets. By comparing the lexicon words to this dataset we were able to form a sentiment value for each tweet. The resulted labels are shown in table 3 below.

A binary classification models were built to be able to identify the sentiment label in the rest of the dataset. To build the models, we use two off-the-shelf machine learning algorithms: Naive Bayes and Support Vector Machine and train classifiers using Stratified 10-fold cross-validation with a ratio of 20:80 for testing and training. The model was built using only uni grams as features. Table 4 below shows the classification results for each model.

## 5 Results

### 5.1 What is the overall Sentiment towards the pandemic?

To have a better understanding of the public opinion towards the pandemic, we studied the sentiment people expressed in social media from the the start of the pandemic in January 2020 until Saudi Arabia announced the lockdown measure in April 2020. Figure 1 shows the distribution of sentiment across time periods.

Figure 1 shows that most tweets were express-

	Description	Dates
1	The date first case of COVID-19 identified in Wuhan until The disease was named COVID-19 by the World Health Organization	31/12/19-11/02/20
2	The date first COVID-19 confirmed case in KSA until KSA visits Suspension to GCC citizens	02/02/20-28/02/20
3	The date where arrival from other foreign countries need to be declared until WHO characterised COVID-19 as a pandemic	03/03/20-11/03/20
4	The date WHO characterized COVID-19 as a pandemic to the final date available in the dataset	11/03/20-11/04/20

Table 2: Time periods used to divide the dataset with the corresponding dates

Label	Number of Tweets
Neutral	66,141
Positive	34,410
Negative	28,840

Table 3: Sample data with sentiment labels

Classifier	P	R	F-score	Acc.
NB	87%	84%	86%	87%
SVM	98%	97%	98%	98%

Table 4: Classifier Results

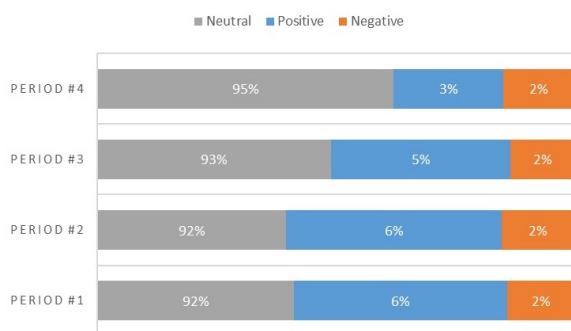


Figure 1: Sentiment distribution over the four time periods

ing a neutral sentiment, that might have happened because most of the tweets contained prayers that does not express negative nor positive emotions.

Even though the sentiment distribution between time periods is very close, we can see that the first two periods had more positive sentiment compared to later periods. This might have happened because people might had high hopes that this virus is not staying for long and its temporary, which was proven wrong after a while. People expressed less positive emotions in the last period, that might be because the country started implementing precautionary measures as the lockdown which started on

March 23th,2020. Moreover, there was not much of change in the expression of negative feelings even though the situation was escalating. That might because the country implemented a good strategy in reassuring peoples concerns through spreading awareness materials and information through social media and other outlets. Also, the high trust the public have towards their governments and the validity of these precautionary measures.

### 5.2 How people reacted toward different topics?

To measure the public reactions towards this pandemic we used the hashtags categorization in the dataset. The topics where either showing social solidarity, discussing precautionary measures, supporting decisions taken by the government or using hashtags populated the government to rise awareness and spread more information about the virus. Figure 2 shows the distribution of sentiment across different topics. The results shows that people expressed more positive sentiment when they are supporting each other through the pandemic. These includes hashtags as, (translated from Arabic) "Lets Separate for our health", "distance does not separates us", "Oh Lord, raise us from calamity" and "Our merchants are good". The results also showed the high support of the decisions taken by the government to overcome the spread of the viruses across the country. also, a support towards the precautionary measures taken by the government, these includes hashtags as "Stopping congregational prayer", "Stopping football league", "School Suspension", "Curfew", "Work suspension".

### 5.3 What is the geographical distribution of sentiment?

The geography of Saudi Arabia is big, with a 830K square miles. The cities of the country are spread

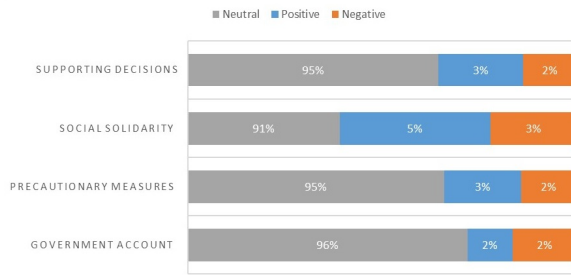


Figure 2: Sentiment distribution over topics

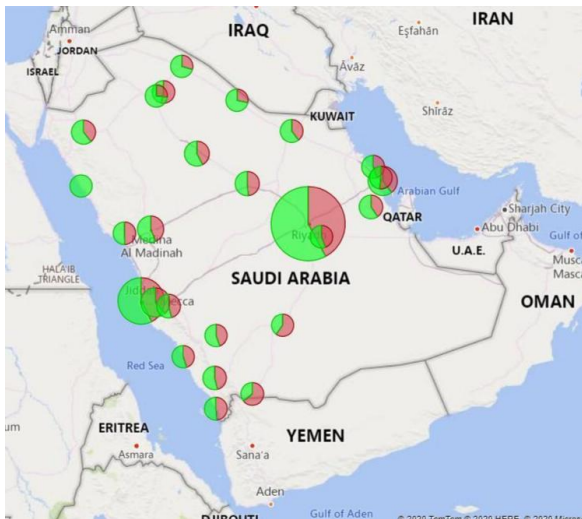


Figure 3: Distribution of sentiment across cities in Saudi Arabia

across with huge distance in between its cities. Out of the total dataset only 42,238 had a location. of these tweets, 27,204 originated from Saudi Arabia. Figure 3 shows the amount of tweets and the distribution of sentiment across different cities. We can see that there is a high amount of tweets populated from the center, which is the Riyadh city, the capital city with 5,444 tweets expressing negative sentiment and 7,507 expressing positive sentiment. The second city is Jeddah with 2,570 tweets expressing negative sentiment and 7,507 expressing positive sentiment. Third comes Dammam city with 692 tweets expressing negative sentiment and 1,048 expressing positive sentiment. One of the highest city's in expressing negative emotions is Al-Qatif governorates, where the first case of COVID-19 has discovered.

## 6 Conclusion

In this research, our goal was to get a better understanding regarding Saudi's opinion towards Coronavirus. To do so, we explored the sentiment shared by the public with a focus on the analysis of Saudi

dialect. Such understanding can contribute to inform fast-response policy making at early stages of a crisis. To achieve this goal, we built our own lexicon with 7,534 sentiment words, 1,808 of it was labeled as positive and 5,726 was labeled as negative. After that, we ran the lexicon on a subset of the data. Then, two machine learning algorithms were used: NB and SVM with 10-fold cross-validation and ratio of 20:80 for both training and testing. The overall accuracy of classifiers were good, the SVM classifier was higher than NB with 98%, while the accuracy of NB was 87%. Our results showed that people had more optimistic sentiment and high support for both government's decisions and precautionary measures to overcome the virus. However, one of the major limitations is the lack of resources to be able to analyze Arabic text, especially that there are different Arabic dialects for each country. As for future work we plan to understand the correlation between the different time periods and sentiment, we plan to get access to an extended version of the dataset to continue the analysis. Moreover, the study of expressed emotions as fear and happiness is another direction to take such research.

## Acknowledgements

The authors gratefully thanks Ahmad S Almutawa and Afnan abdullah Aloqaily and Rawan Almahmoud for their help in making this project happening.

## References

Aseel Addawood. 2020. Coronavirus: Public arabic twitter dataset. *Preprints*.

Ghadah Adel and Yuping Wang. 2019. Arabic twitter corpus for crisis response messages classification. In *Proceedings of the 2019 2nd International Conference on Algorithms, Computing and Artificial Intelligence*, pages 498–503.

Abdulmohsen Al-Thubaity, Qubayl Alqahtani, and Abdulaziz Aljandal. 2018. Sentiment lexicon for sentiment analysis of saudi dialect tweets. *Procedia computer science*, 142:301–307.

Nora Al-Twairish, Hend Al-Khalifa, and AbdulMalik Al-Salman. 2016. Arasenti: large-scale twitter-specific arabic sentiment lexicons. In *Proceedings of the 54th Annual Meeting of the Association for Computational Linguistics (Volume 1: Long Papers)*, pages 697–705.

- 600 Mohammed Alhajji, Abdullah Al Khalifah, Mo- 650  
601 hammed Aljubran, and Mohammed Alkhalifah. 651  
602 2020. Sentiment analysis of tweets in saudi arabia 652  
603 regarding governmental preventive measures to con- 653  
604 tain covid-19. 654
- 605 AHMAD ALOQAILY, MALAK AL-HASSAN, KA- 655  
606 MAL SALAH, BASIMA ELSHQEIRAT, and MON- 656  
607 TAHA ALMASHAGBAH. 2020. Sentiment analy- 657  
608 sis for arabic tweets datasets: Lexicon-based and ma- 658  
609 chine learning approaches. *Journal of Theoretical 659*  
610 and Applied Information Technology, 98(04). 660
- 611 Mohamed Aly and Amir Atiya. 2013. Labr: A large 661  
612 scale arabic book reviews dataset. In *Proceedings of 662*  
613 the 51st Annual Meeting of the Association for Com- 663  
614 putational Linguistics (Volume 2: Short Papers), 664  
615 pages 494–498. 665
- 616 Qanita Bani Baker, Farah Shatnawi, Saif Rawashdeh, 666  
617 Mohammad Al-Smadi, and Yaser Jararweh. 2020. 667  
618 Detecting epidemic diseases using sentiment analy- 668  
619 sis of arabic tweets. *J. UCS*, 26(1):50–70. 669
- 620 Gopalkrishna Barkur and Giridhar B Kamath Vibha. 670  
621 2020. Sentiment analysis of nationwide lockdown 671  
622 due to covid 19 outbreak: Evidence from india. 672  
623 *Asian journal of psychiatry*. 673
- 624 Muzafar Bhat, Monisa Qadri, Majid Kundroo Noor- 674  
625 ul Asrar Beg, Naffi Ahanger, and Basant Agarwal. 675  
626 2020. Sentiment analysis of social media response 676  
627 on the covid19 outbreak. *Brain, Behavior, and Im- 677*  
628 munity. 678
- 629 J. Clement. 2020. [Twitter: most users by country](#). 679
- 630 Zufadzli Drus and Haliyana Khalid. 2019. Sentiment 680  
631 analysis in social media and its application: System- 681  
632 atic literature review. *Procedia Computer Science*, 682  
633 161:707–714. 683
- 634 Ashraf Elnagar, Yasmin S Khalifa, and Anas Einea. 684  
635 2018. Hotel arabic-reviews dataset construction for 685  
636 sentiment analysis applications. In *Intelligent Natu- 686*  
637 ral Language Processing: Trends and Applications, 687  
638 pages 35–52. Springer. 688
- 639 José Antonio García-Díaz, Mar Cánovas-García, and 689  
640 Rafael Valencia-García. 2020. Ontology-driven 690  
641 aspect-based sentiment analysis classification: An 691  
642 infodemiological case study regarding infectious dis- 692  
643 eases in latin america. *Future Generation Computer 693*  
644 Systems. 694
- 645 David Jurgens, Tyler Finethy, James McCorriston, 695  
646 Yi Tian Xu, and Derek Ruths. 2015. Geolocation 696  
647 prediction in twitter using social networks: A criti- 697  
648 cal analysis and review of current practice. *Icwsn*, 698  
649 15:188–197. 699
- 650 Fred Morstatter, Jürgen Pfeffer, Huan Liu, and Kath- 650  
651 leen M Carley. 2013. Is the sample good enough? 651  
652 comparing data from twitter’s streaming api with 652  
653 twitter’s firehose. In *Seventh international AAAI 653*  
654 conference on weblogs and social media. 654
- 655 Racha Mourtada and Fadi Salem. 2014. Citizen en- 655  
656 gagement and public services in the arab world: The 656  
657 potential of social media. *Arab Social Media Report 657*  
658 series, 6th edition, June. 658
- 659 Mahmoud Nabil, Mohamed Aly, and Amir Atiya. 2015. 659  
660 Astd: Arabic sentiment tweets dataset. In *Proceed- 660*  
661 ings of the 2015 conference on empirical methods in 661  
662 natural language processing, pages 2515–2519. 662
- 663 World Health Organization et al. 2020. Coronavirus 663  
664 disease 2019 ( covid-19): situation report, 88. 664
- 665 Nazan Öztürk and Serkan Ayvaz. 2018. Sentiment 665  
666 analysis on twitter: A text mining approach to the 666  
667 syrian refugee crisis. *Telematics and Informatics*, 667  
668 35(1):136–147. 668
- 669 Bishwo Prakash Pokharel. 2020. Twitter sentiment 669  
670 analysis during covid-19 outbreak in nepal. Avail- 670  
671 able at SSRN 3624719. 671
- 672 Amna Puri-Mirza. 2019. [Saudi arabia: number of in- 672](#)  
673 ternet users 2023. 673
- 674 Mohammad Salameh, Saif Mohammad, and Svetlana 674  
675 Kiritchenko. 2015. Sentiment after translation: A 675  
676 case-study on arabic social media posts. In *Proceed- 676*  
677 ings of the 2015 conference of the North American 677  
678 chapter of the association for computational linguis- 678  
679 tics: Human language technologies, pages 767–777. 679
- 680 680  
681 681  
682 682  
683 683  
684 684  
685 685  
686 686  
687 687  
688 688  
689 689  
690 690  
691 691  
692 692  
693 693  
694 694  
695 695  
696 696  
697 697  
698 698  
699 699