
Improving the Straight-Through Estimator with Zeroth-Order Information

Ningfeng Yang
University of British Columbia
nxyang@ece.ubc.ca

Tor M. Aamodt
University of British Columbia
aamodt@ece.ubc.ca

Abstract

We study the problem of training neural networks with quantized parameters. Learning low-precision quantized parameters by enabling computation of gradients via the Straight-Through Estimator (STE) can be challenging. While the STE enables back-propagation, which is a first-order method, recent works have explored the use of zeroth-order (ZO) gradient descent for fine-tuning. We note that the STE provides high-quality biased gradients, and ZO gradients are unbiased but can be expensive. We thus propose First-Order-Guided Zeroth-Order Gradient Descent (FOGZO) that reduces STE bias while reducing computations relative to ZO methods. Empirically, we show FOGZO improves the tradeoff between quality and training time in Quantization-Aware Pre-Training. Specifically, versus STE at the same number of iterations, we show a 1-8% accuracy improvement for DeiT Tiny/Small, 1-2% accuracy improvement on ResNet 18/50, and 1-22 perplexity point improvement for LLaMA models with up to 0.3 billion parameters. For the same loss, FOGZO yields a $796\times$ reduction in computation versus n-SPSA for a 2-layer MLP on MNIST. Code is available at <https://github.com/1733116199/fogzo>.

1 Introduction

Quantization is an effective method to reduce the compute and memory complexity of Deep Neural Networks (DNNs), enabling DNNs to be deployed to resource-constrained platforms. However, naively applying quantization often leads to detrimental accuracy degradation. While Post-Training Quantization (PTQ) (23; 43; 29; 24; 20) methods can mitigate such accuracy degradation and produce high-quality 4+-bit models with little computation and memory overhead, Quantization-Aware Training (QAT) (35; 13; 28; 21; 12) methods can produce even more accurate models at lower precisions by integrating quantization into the training loop. Lower-precision models can be important in edge applications where large hardware deployments are expensive to change. As such, this work focuses on improving QAT.

QAT methods can be further taxonomized into Quantization-Aware Pre-Training (QAPT) (35; 21) and Quantization-Aware Fine-Tuning (QAFT) (30; 12; 54). QAFT methods initialize a low-precision model from a full-precision pre-trained checkpoint and subsequently fine-tune the model for a short duration (12) on a small downstream dataset. On the other hand, QAPT methods randomly initialize a low-precision model and pre-train it for long durations on large-scale pre-training datasets (35). Compared to first pre-training in full precision and subsequently applying PTQ/QAFT, QAPT can have higher pre-training speed and lower pre-training cost, as when weights and activations are quantized, the forward pass may be computed in low precision (21; 51). This work aims to improve the accuracy/prediction quality of QAPT.

A core challenge of QAT is the non-differentiability of the objective function. The rounding function used to discretize weights/activations has zero gradient almost everywhere and is non-differentiable at rounding boundaries. A gradient that is zero almost everywhere suggests parameters remain

unchanged during gradient descent. To work around this, the Straight-Through Estimator (19; 3) (STE) is a well-known method to enable BackProp through non-differentiable operations such as rounding, as if they were the identity function or other smooth functions (52). At high precision, the STE performs surprisingly well (3) despite having little theoretical justification (52; 30). However, at low precision, the STE does not work well (33; 25). On the other hand, zeroth-order (ZO) methods, which estimate gradients using finite differences, while more theoretically sound (3) are computationally intensive and may yield inferior-quality results for a fixed training budget.

We discuss the strengths and weaknesses of the STE and ZO methods and propose FOGZO, which uses the efficiency of the STE to accelerate n-SPSA (45; 46; 31), a ZO method. Our heuristic derivation suggests that FOGZO can suppress the STE gradient when it points in an incorrect direction. Experiments across a wide variety of benchmarks suggest that FOGZO can outperform the STE, while requiring less computation than n-SPSA.

2 Background and Motivation

Consider a neural network with continuous parameters θ and objective function $L(\theta)$. While the loss depends on them as well, for notational convenience, we omit the network input, output, and dataset. To quantize/discretize θ , we augment the objective function to indicate a quantized loss function $\hat{L}(\theta)$. We focus on parameter (as opposed to activation) quantization; thus, \hat{L} can be expressed as:

$$\hat{L}(\theta) = L(\hat{\theta}) \text{ where } \hat{\theta} \text{ is a vector of quantized parameters} \quad (1)$$

$$\hat{\theta} = \begin{cases} f(\text{sign}(f^{-1}(\theta))) & , \text{ for binarization} \\ f(\text{clip}(\text{round}(f^{-1}(\theta)))) & , \text{ for multi-bit quantization} \end{cases}$$

where $f(\psi) = \alpha\psi$ is an affine dequantization function that converts discretized weights ψ back to their original domain¹ with a quantization scale α , and f^{-1} is the inverse of f . The functions `sign`, `clip`, and `round` handle the discretization. During QAT, \hat{L} is optimized² by varying θ . However, when BackProp is naively applied, the gradient $\frac{\partial \hat{L}}{\partial \theta}$ is always zero because of the existence of non-differentiable operations like `sign` and `round`, which are flat almost everywhere and non-differentiable at rounding boundaries.

In this section, we discuss existing methods that address the non-differentiability of \hat{L} , including first-order methods like the Straight-Through Estimator and zeroth-order methods like n-SPSA. We analyze the strengths and weaknesses of both methods, and finally discuss biased gradient estimators which can potentially address the weaknesses of zeroth-order methods.

2.1 The STE: Empirically Good but Theoretically Questionable

The STE circumvents the non-differentiability of the `round` and `sign` functions by replacing their Jacobian with the Jacobian of a smooth approximation. We denote these approximations as `smooth_round` and `smooth_sign`, respectively. For example, to perform BackProp on Equation 1, we use the approximation shown in Equation 2:

$$\frac{\partial \hat{L}}{\partial \theta} = \frac{\partial L}{\partial \hat{\theta}} \frac{\partial \hat{\theta}}{\partial \theta}, \text{ where } \frac{\partial \hat{\theta}}{\partial \theta} \approx \begin{cases} \frac{\partial f}{\partial \text{sign}} \cdot \frac{\partial \text{smooth_sign}}{\partial f^{-1}} \cdot \frac{\partial f^{-1}}{\partial \theta} & , \text{ for binarization} \\ \frac{\partial f}{\partial \text{clip}} \cdot \frac{\partial \text{clip}}{\partial \text{round}} \cdot \frac{\partial \text{smooth_round}}{\partial f^{-1}} \cdot \frac{\partial f^{-1}}{\partial \theta} & , \text{ for multi-bit quantization} \end{cases} \quad (2)$$

The most famous example of `smooth_round` is the identity function (3), but there are alternatives like Soft Rounding (2), HTGE (36), and Confidence-Guided Masking (25). For `smooth_sign`, popular choices include Hardtanh (38), `tanh` (38), or `ApproxSign` (26). The smoothness of these approximations ensures the gradient is not zero everywhere, and therefore training can make progress. The STE is easy to implement, as it only requires changing the backward pass of `round/sign` operators. The STE has the same computational complexity as regular training, as it only requires $O(1)$ operations for the backward pass of every weight/activation. Despite the simplicity of the STE, it works surprisingly well across a variety of benchmarks (3; 13; 4; 28) and remains the most popular method for QAT.

¹Note that other formulations of f are possible, such as $f(\psi) = \alpha(\psi - z)$ where z is a zero point, or $f(\psi) = M\psi$ where M is an outlier smoothing matrix like the Hadamard matrix.

²The value of θ that minimizes \hat{L} may differ from that which minimizes L .

Despite its empirical success and popularity, the theoretical optimality of the STE has remained a topic of debate. While some believe the STE is suboptimal and propose workarounds like Coordinate Descent (30), Stochastic Rounding (17), and Pseudo-Quantization Noise (44), others provide theoretical justification for using the STE on shallow networks and suggest potential for extending their theoretical insights to deeper networks (52). While some observe that specific choices of smooth approximations work better for specific benchmarks (50; 38; 26), others suggest all smooth approximations are equally optimal, and that any observed differences are simply due to implicit weight initialization strategies and learning rate schedules (42). While the STE works well for high-precision networks, it has been shown (33; 25) to introduce parameter oscillations at rounding boundaries, which slows down convergence and reduces the efficiency of training.

Based on the above observations, we conjecture that the STE is a “sufficiently good” gradient estimator that generalizes to a wide variety of techniques, networks, and datasets. However, the STE occasionally produces gradients with “wrong” directions (see Section A). This can contribute to undesirable behaviour (such as the above-noted parameter oscillations (33; 25)). As elaborated below, if we can correct the occasional “flaws” of the STE, we can achieve better-than-STE training accuracy without sacrificing ease of implementation and compute efficiency.

2.2 Theoretically Sound but Expensive Alternatives to the STE: Zeroth-Order Methods

Why has the STE stood the test of time and remained the most popular gradient estimator for 13 years, despite being theoretically questionable? We believe this is because the theoretically sound alternative, known as zeroth-order (ZO) methods, is impractical for deep learning. ZO methods operate by perturbing weights and observing changes in loss. For example, Ghadimi et al. (15) and Gasnikov et al. (14) showcase that, given an arbitrary non-differentiable function \hat{L} , it is possible to construct a randomly smoothed approximation \hat{L}_{smooth} using Equation 3, where ϵ is a positive hyperparameter that represents the smoothness, and $p(u)$ is a perturbation probability distribution³ that is typically symmetric, zero-mean, and unit-variance/isotropic. Once we have the smooth approximation \hat{L}_{smooth} , its gradient can then be numerically measured using Equation 4, also known as n-SPSA (31; 47), Randomized Gradient Estimator (54; 34), or the zeroth-order gradient estimator (27; 1).

$$\hat{L}_{\text{smooth}}(\theta) = E_{u \sim p(u)}[\hat{L}(\theta + \epsilon u)] \quad (3)$$

$$\nabla \hat{L}_{\text{smooth}}(\theta) \approx \frac{1}{n} \sum_{i=1}^n \frac{\hat{L}(\theta + \epsilon u_i) - \hat{L}(\theta - \epsilon u_i)}{2\epsilon} u_i \text{ where } u_i \sim p(u) \quad (4)$$

In n-SPSA, the variance of the measured gradient correlates with the sample size n . In an ideal world where we can afford infinite computation, or as $n \rightarrow \infty$, we can very accurately measure $\nabla \hat{L}_{\text{smooth}}(\theta)$ with zero variance. In such a case, n-SPSA can outperform the STE. Intuitively, if training with $\nabla \hat{L}_{\text{smooth}}$ can reduce \hat{L}_{smooth} , it will also reduce \hat{L} by extension, since $\hat{L}_{\text{smooth}}(\theta) \approx \hat{L}(\theta)$ for all θ . However, in a practical system, using a large n can be prohibitively expensive, as it requires evaluating the loss $2n$ times. Therefore, reducing n when computation is a limited resource introduces large variance into the measured gradient, which hinders fast convergence. As such, ZO methods for deep learning (54; 31; 6) either underperform compared to first-order methods or only work for specific training scenarios (e.g., fine-tuning).

This presents a dilemma. While n-SPSA has stronger theoretical guarantees than the STE, without sufficient computation, n-SPSA converges more slowly due to its large gradient variance. Is there a way we can reduce the computation while still mitigating gradient variance?

2.3 Biased Gradient Estimators: A Potential to Reduce Computation

A method to reduce computation or increase efficiency without increasing gradient variance is to intentionally introduce bias into the gradient sampling process (5). Unlike n-SPSA, which is unbiased and relies solely on a stochastic oracle, biased gradient estimators rely on a source of bias (9). Bias can be harmful but also potentially helpful if the to-be-estimated gradient is likely pointing in a similar direction and has a similar magnitude as that bias. A good source of bias typically has lower variance than unbiased estimators and is more efficient to compute. With a carefully selected bias

³In some literature, $p(u)$ is known as a *stochastic oracle*. A typical choice of $p(u)$ is the standard normal.

source, biased gradient estimators can potentially match the performance of unbiased ones while using less computation (11).

Given this insight, we ask the research question: *Is it possible to combine the STE, ZO methods, and biased gradient estimators to create a method that outperforms the STE, retains some theoretical guarantees of ZO methods, while being computationally cheap like biased gradient estimators?* In particular, is it possible for the proposed method to outperform the STE across a variety of benchmarks while still being practical for deep learning?

3 Proposed Technique

In this section, we present our proposed algorithm, FOGZO, a first-order-guided zeroth-order gradient estimator. FOGZO leverages the insight that since the STE achieves good empirical results, its estimated gradient must be *mostly* accurate except for a few edge cases (Section A) where it may point in wrong directions. This makes the STE a good *source of bias* to reduce both the computation and variance of n-SPSA. In addition, FOGZO utilizes a key property of n-SPSA—that it suppresses bad gradient samples—to suppress the errors introduced by STE (Section 3.2) in these edge cases, achieving a method that both relies on and is better than the STE. We present the full FOGZO algorithm, provide a heuristic derivation, and finally discuss how to properly select hyperparameters for FOGZO.

3.1 Algorithm

FOGZO can be summarized in Equations 5 and 6. The pseudocode equivalent is presented in Algorithm 1. Instead of relying solely on the unbiased component u_i in Equation 4, FOGZO (Equation 5) additionally introduces a biased component using the gradient estimated by the STE, denoted as g . While it is possible to use g directly, we note that n-SPSA can benefit from using oracles with properties like unit magnitude, zero mean, and symmetry. As such, we first normalize g to a unit vector \hat{g} and then randomly choose between \hat{g} and $-\hat{g}$ with a 50% chance each (denoted as $s_i\hat{g}$) to ensure the biased component is symmetric and zero-mean. In Equation 5, the biased component $s_i\hat{g}$ and unbiased component u_i are mixed into a single sample denoted as v_i . We additionally introduce a mixing ratio β . As we will discuss in Section 3.2, β determines the degree of trust in the STE. Similar to n-SPSA in Equation 4, finite difference is then used to generate the final FOGZO gradient estimation G as shown in Equation 6. The mixing ratio β is linearly decayed from 1 to some hyperparameter $\beta_{\min} < 1$, as shown in Algorithm 1, line 3, which we discuss more in the next section.

$$v_i = \sqrt{\beta}s_i\hat{g} + \sqrt{1 - \beta}u_i, \text{ where } s_i \sim 2 \cdot \text{Ber}(0.5) - 1, \hat{g} = \frac{g}{\|g\|}, \text{ and } u_i \sim p(u) \quad (5)$$

$$G = \frac{1}{n} \sum_{i=1}^n \frac{\hat{L}(\theta + \epsilon v_i) - \hat{L}(\theta - \epsilon v_i)}{2\epsilon} v_i \quad (6)$$

Notably, as shown in Algorithm 1, FOGZO estimates the gradient twice, using both first-order (one forward pass and one backward pass, Line 5) and zeroth-order ($2n$ forward passes, Lines 8 to 16). While this makes FOGZO more expensive than the STE, having a source of bias allows FOGZO to be orders of magnitude faster ($n \in O(1)$) than n-SPSA, while still retaining some of its benefits. In practice, we always use $n = 1$ for any deep models, which is equivalent to an additional computation cost of 2 forward passes compared to training with the STE. Similar to MeZO (31), we perturb and restore the parameters in place for memory efficiency (Lines 10, 12, and 14).

3.2 Heuristic Derivation

In this section, we perform heuristic derivation to understand the expected behaviour of the FOGZO gradient G . Utilizing the fact that \hat{L}_{smooth} from Equation 3 is an approximation to \hat{L} and first-order

Algorithm 1 FOGZO Gradient Descent

```

1: function FOGZO( $n, \beta_{\min}, \epsilon, p(u)$ )
2:   for  $t \leftarrow 0$  to  $T - 1$  do
3:      $\beta = (1 - \frac{t}{T}) \cdot (1 - \beta_{\min}) + \beta_{\min}$  # linear beta decay from 1 to  $\beta_{\min}$ 
4:     model.weight.grad = 0
5:     model(data).loss.backward() # regular backward pass using some pre-configured STE
6:      $g = \text{model.weight.grad}$ 
7:     model.weight.grad = 0
8:     for  $i \leftarrow 1$  to  $n$  do
9:       Generate  $v_i$  from Equation 5
10:      model.weight +=  $\epsilon v_i$  # perturb model weights in-place
11:      loss1 = model(data).loss # positive direction loss
12:      model.weight -=  $2\epsilon v_i$  # perturb model weights in-place
13:      loss2 = model(data).loss # negative direction loss
14:      model.weight +=  $\epsilon v_i$  # restore model weights in-place
15:      model.weight.grad += (loss1 - loss2) / (2n $\epsilon$ ) *  $v_i$  # Equation 6
16:    end for
17:    optimizer.step() # gradient descent
18:  end for
19: end function

```

Taylor expansion, we derive Equation 7.

$$\begin{aligned}
G &= \frac{1}{n} \sum_{i=1}^n \frac{\hat{L}(\theta + \epsilon v_i) - \hat{L}(\theta - \epsilon v_i)}{2\epsilon} v_i \approx \frac{1}{n} \sum_{i=1}^n \frac{\hat{L}_{\text{smooth}}(\theta + \epsilon v_i) - \hat{L}_{\text{smooth}}(\theta - \epsilon v_i)}{2\epsilon} v_i \\
&\approx \frac{1}{n} \sum_{i=1}^n \frac{\hat{L}_{\text{smooth}}(\theta) + (\epsilon v_i)^T \nabla \hat{L}_{\text{smooth}}(\theta) - \hat{L}_{\text{smooth}}(\theta) + (\epsilon v_i)^T \nabla \hat{L}_{\text{smooth}}(\theta)}{2\epsilon} v_i \quad (7) \\
&= \frac{1}{n} \sum_{i=1}^n (v_i^T \nabla \hat{L}_{\text{smooth}}(\theta)) v_i = \frac{1}{n} \sum_{i=1}^n v_i (v_i^T \nabla \hat{L}_{\text{smooth}}(\theta)) = \frac{1}{n} \sum_{i=1}^n v_i v_i^T \nabla \hat{L}_{\text{smooth}}(\theta)
\end{aligned}$$

See Section B for a discussion on the approximation error of the two \approx symbols in Equation 7.

Substituting Equation 5 into Equation 7 and using the fact that u is zero-mean and unit-variance/isotropic, we then derive an approximation of $E[G]$ in Equation 8, which suggests with large n , the FOGZO gradient G approximates a linear interpolation of the unbiased gradient $\nabla \hat{L}_{\text{smooth}}$ and its biased projection onto the rank-1 subspace described by the normalized STE gradient \hat{g} . This biased projection term can be interpreted as rank-1 gradient compression similar to MeZO (31). When n is small, the unbiased term has a much larger variance than the biased term.

$$\begin{aligned}
E[G] &\approx E[vv^T] \nabla \hat{L}_{\text{smooth}}(\theta) \\
&= E[(\sqrt{\beta} s \hat{g} + \sqrt{1-\beta} u)(\sqrt{\beta} s \hat{g} + \sqrt{1-\beta} u)^T] \nabla \hat{L}_{\text{smooth}}(\theta) \\
&= E[\beta s^2 \hat{g} \hat{g}^T + (1-\beta) u u^T + \sqrt{\beta(1-\beta)} (s \hat{g} u^T + s u \hat{g}^T)] \nabla \hat{L}_{\text{smooth}}(\theta) \quad (8) \\
&= (\beta \hat{g} \hat{g}^T + (1-\beta) I) \nabla \hat{L}_{\text{smooth}}(\theta) \\
&= \underbrace{\beta \hat{g} \hat{g}^T \nabla \hat{L}_{\text{smooth}}(\theta)}_{\text{biased}} + (1-\beta) \underbrace{\nabla \hat{L}_{\text{smooth}}(\theta)}_{\text{unbiased}}
\end{aligned}$$

Equation 8 suggests FOGZO can **suppress the flaws of the STE**. When the STE is accurate, or when it points in a direction similar to $\nabla \hat{L}_{\text{smooth}}$, $\hat{g}^T \nabla \hat{L}_{\text{smooth}}$ evaluates to a large scalar, and the biased term is allowed to contribute to G . However, when the STE is inaccurate, i.e. when it points in an orthogonal direction to $\nabla \hat{L}_{\text{smooth}}$, the scalar $\hat{g}^T \nabla \hat{L}_{\text{smooth}}$ evaluates to 0, and the biased term no longer contributes to G . In essence, the magnitude of the biased term depends on the correctness of the STE gradient, or whether it points in a similar direction to $\nabla \hat{L}_{\text{smooth}}$.

In addition, Equation 8 provides **insight on how to select the mixing ratio** β . When \hat{g} aligns with $\nabla \hat{L}_{\text{smooth}}$, the STE gradient is more “trustworthy”. As such, we can use a large β to increase the

contributions of the biased term while reducing the unbiased term which has larger variance. However, when the STE misaligns with $\nabla \hat{L}_{\text{smooth}}$, the model is in an edge case where the STE gradient is inaccurate. In such cases, the biased term has a relatively small magnitude, and training can stop making progress. To allow training to proceed, we can decrease β to increase the unbiased yet noisy term to prevent gradient signal from vanishing. Since the flawed behaviours of the STE tend to happen at the later stages of training (33), we decided to set $\beta = 1$ at the beginning of training, and gradually decay it to β_{min} as shown in Algorithm 1. This coincides with the fact that at the later stages of training, the learning rate is much smaller, which makes the network more resistant to large gradient variance. Therefore, a small β which increases the unbiased term, along with the gradient variance it introduces, is more acceptable at the later stages of training.

3.3 Selecting the Right Smoothness ϵ and Perturbation $p(u)$

Choosing appropriate smoothness ϵ and perturbation $p(u)$ is critical for FOGZO’s performance, yet tuning them by grid search is prohibitively expensive. We therefore seek a principled way to configure these hyperparameters given a particular STE to be used with FOGZO. Our key insight is that every STE implicitly defines a form of smoothing. An STE estimates the Jacobian of a non-differentiable operator (round or sign) with the Jacobian of a surrogate function (smooth_round or smooth_sign), and the surrogate can be viewed as the expected value of the original operator under some random perturbation. In other words, each STE corresponds to a pair $(\bar{\epsilon}, \bar{p}(u))$ describing its implicit smoothness and perturbation distribution. If we can determine this implicit pair, we can use it to guide the choice of FOGZO’s $(\epsilon, p(u))$. Doing so aligns FOGZO’s randomized smoothing behavior with that of the STE, while leaving the granularity of smoothing (operation-wise versus full-model) as the only remaining difference. Formally, for an operator $h(x)$ (such as sign) and its STE surrogate $h_{\text{smooth}}(x)$, we assume:

$$h_{\text{smooth}}(x) = E_{u \sim \bar{p}(u)}[h(x + \bar{\epsilon}u)] \quad (9)$$

and solve for $(\bar{\epsilon}, \bar{p}(u))$. As an example, consider the hardtanh STE (38), which approximates the sign function. We express the hardtanh function, defined as $\text{hardtanh}(x) = \text{clip}(x, -1, 1)$, as the expected sign function under a perturbation distribution $\bar{p}(u)$ and solve for that $\bar{p}(u)$. For notational convenience, we denoted \bar{P} as the CDF of \bar{p} , which suggests $\bar{P}(-\infty) = 0$ and $\bar{P}(\infty) = 1$.

$$\begin{aligned} \text{hardtanh}(x) &= E_{u \sim \bar{p}(u)}[\text{sign}(x + \bar{\epsilon}u)] \\ &= \int_{-\infty}^{\infty} \text{sign}(x + \bar{\epsilon}u) \bar{p}(u) du \quad (\text{substitute } z = \bar{\epsilon}u \text{ and } du = dz/\bar{\epsilon}) \\ &= \int_{-\infty}^{\infty} \text{sign}(x + z) \bar{p}(z/\bar{\epsilon})/\bar{\epsilon} dz = \int_{-\infty}^{-x} -\bar{p}(z/\bar{\epsilon})/\bar{\epsilon} dz + \int_{-x}^{\infty} \bar{p}(z/\bar{\epsilon})/\bar{\epsilon} dz \quad (10) \\ &= -\bar{P}(-x/\bar{\epsilon}) + \bar{P}(-\infty) + \bar{P}(\infty) - \bar{P}(-x/\bar{\epsilon}) \\ &= 1 - 2\bar{P}(-x/\bar{\epsilon}) = \text{hardtanh}(x) \end{aligned}$$

Differentiating both sides with respect to x gives the corresponding PDF $\bar{p}(u)$.

$$\begin{aligned} 2\bar{p}(-x/\bar{\epsilon})/\bar{\epsilon} &= \text{hardtanh}'(x) \quad (\text{substitute } y = -x/\bar{\epsilon} \text{ and } x = -\bar{\epsilon}y) \\ 2\bar{p}(y)/\bar{\epsilon} &= \text{hardtanh}'(-\bar{\epsilon}y) = \text{hardtanh}'(\bar{\epsilon}y) \quad (11) \\ \bar{p}(y) &= \begin{cases} \bar{\epsilon}/2, & \text{if } -1/\bar{\epsilon} \leq y \leq 1/\bar{\epsilon} \\ 0, & \text{otherwise} \end{cases} \end{aligned}$$

Hence $p(u)$ corresponds to a uniform distribution $U(-1/\bar{\epsilon}, 1/\bar{\epsilon})$. To ensure $\bar{p}(u)$ is unit-variance/isotropic, we can set $\bar{\epsilon} = 1/\sqrt{3}$ and $\bar{p}(u) = U(-\sqrt{3}, \sqrt{3})$. Similarly, we solve for the $\bar{\epsilon}$ and $\bar{p}(u)$ for the identity-STE(3), the tanh-STE (38), the ApproxSign-STE (26) and present our results in Equation 12. See Section D for proofs and further discussion.

$$\begin{aligned} I(x) &= E_{u \sim \bar{p}(u)}[\text{round}(x + \bar{\epsilon}u)], \text{ where } \bar{\epsilon} = 1/(2\sqrt{3}) \text{ and } \bar{p}(u) = U(-\sqrt{3}, \sqrt{3}) \\ \tanh(x) &= E_{u \sim \bar{p}(u)}[\text{sign}(x + \bar{\epsilon}u)], \text{ where } \bar{\epsilon} = \pi/\sqrt{12} \text{ and } \bar{p}(u) = \bar{\epsilon}(1 - \tanh^2(\bar{\epsilon}u))/2 \\ \text{ApproxSign}(x) &= E_{u \sim \bar{p}(u)}[\text{sign}(x + \bar{\epsilon}u)], \text{ where } \bar{\epsilon} = 1/\sqrt{6} \text{ and } \bar{p}(u) = \text{tri}(u/\sqrt{6})/\sqrt{6} \quad (12) \end{aligned}$$

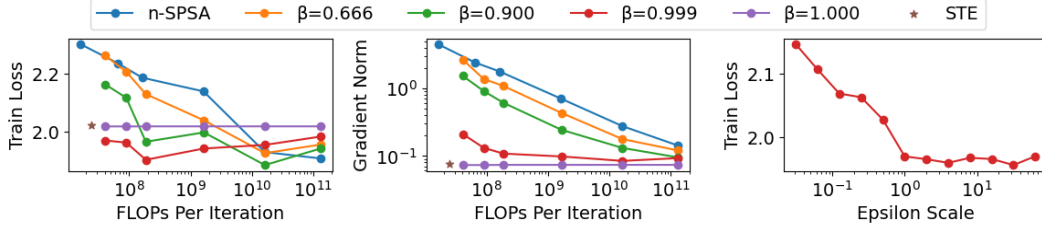


Figure 1: Comparing the STE, n-SPSA, and FOGZO on a 2-layer MLP with 2-bit weights.

If the round or sign function is directly applied on the raw parameter θ , we set $\epsilon = \bar{\epsilon}$ and $p(u) = \bar{p}(u)$. For a more general quantization setup like Equation 1, where θ is first processed by f^{-1} , i.e. divided by a quantization scale α and then discretized, we set $\epsilon = \alpha\bar{\epsilon}$ and $p(u) = \bar{p}(u)$. If there are multiple quantization scales in a model, we use the averaged quantization scale as α .

4 Evaluation

We first compare the STE, n-SPSA, and FOGZO with experiments on shallow networks in Section 4.1, as running n-SPSA with large n is infeasible on deeper networks. In Section 4.2, we compare the STE and FOGZO on deeper networks with $n = 1$. Lastly, in Section 4.3, we compare the evaluation quality of FOGZO against the STE under the same training time.

4.1 Shallow Networks: Comparing the STE, n-SPSA, and FOGZO

In this section, we seek to confirm the following 3 statements: the ZO method n-SPSA can outperform the STE when there is sufficient computation (large sample size n); when there is insufficient computation, n-SPSA can underperform by a large margin due to its large gradient variance; FOGZO can significantly reduce this reliance on computation, and can outperform the STE with only a small increase in computation budget.

We train MNIST on a 2-layer MLP (784-10-10) with the identity STE, the ZO method n-SPSA, and FOGZO. We quantize weights to 2-bit with a constant quantization scale α that is shared by both linear layers. Followed from the insight in Section 3.3, we use $\epsilon = \alpha\bar{\epsilon} = \alpha/(2\sqrt{3})$ and $p(u) = U(-\sqrt{3}, \sqrt{3})$. For FOGZO, we use $\beta \in \{0.666, 0.9, 0.999, 1\}$. For both FOGZO and n-SPSA, we use $n \in \{1, 4, 10, 100, 1000, 7960\}$. We do not decay β for simplicity and simply keep it as a constant hyperparameter. We present our results in Figure 1. For more hyperparameters, see Section E.1.

As shown in Figure 1 left, while n-SPSA can outperform the identity STE, it comes at the cost of requiring orders of magnitude more computation. When n-SPSA has a low n , it underperforms due to the large gradient variance (shown in Figure 1 middle). FOGZO addresses this limitation. **As β increases, FOGZO consistently reduces gradient norm/variance and training loss for low computation.** At $\beta = 0.999$ and $n = 1$, FOGZO can outperform the STE, while requiring only 2 additional forward passes per iteration. Crucially, when $\beta = 1$, FOGZO completely relies on its source of bias, and therefore cannot outperform the STE. This suggests **the optimal β is close to, but not exactly, one.**

In Figure 1 right, we additionally test the insights in Section 3.3 by setting $\epsilon = c\alpha\bar{\epsilon}$ and sweeping a range of epsilon scale c , while keeping $n = 1$ and $\beta = 0.999$. Results suggest that $c = 1$ is one optimal configuration, although larger values of c are equally good.

The experiments on shallow networks suggest FOGZO may be a promising alternative for the STE. At the cost of 2 additional forward passes per iteration, FOGZO can outperform the STE. This is especially useful for cases where a mild increase in training cost is acceptable as long as inference quality can be maximized. However, can FOGZO outperform the STE in deeper networks?

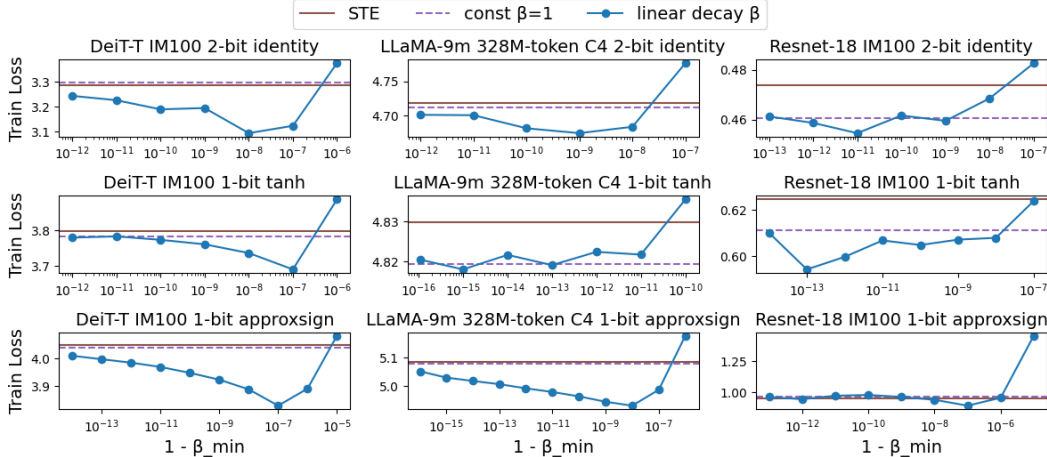


Figure 2: Training Loss vs β_{\min} . For 2-bit weights, we compare Identity-STE against Identity-FOGZO. For 1-bit weights, we compare tanh against tanh-FOGZO and ApproxSign against ApproxSign-FOGZO.

Model	Dataset	Identity-STE	Identity-FOGZO	tanh	tanh-FOGZO	ApproxSign	ApproxSign-FOGZO
DeiT-Tiny	Imagenet-100	62.72	70.06	41.98	46.8	30.16	39.61
LLaMA-9m	328M C4 tokens	109.95	105.64	123.97	121.51	159.17	137
Resnet18	Imagenet-100	79.92	80.42	74.68	75.02	68.62	70.91

Table 1: Accuracy or perplexity of models with 1-bit or 2-bit weights and fixed α .

4.2 Deeper Networks: Comparing the STE and FOGZO

In this section, we confirm that in deeper networks, FOGZO can still outperform a variety of STEs with a slight increase in computation budget. We select a list of representative Deep Learning model architectures: Resnet (18), DeiT (10; 48), and LLaMA (49). Due to resource constraints, we train on the smaller variants of these architectures: Resnet-18, Resnet-50, ViT-Tiny, ViT-Small, and LLaMA- $\{9\text{M}, 20\text{M}, 30\text{M}, 50\text{M}, 100\text{M}, 200\text{M}\}$. We evaluate the most challenging QAT precisions: 2-bit and 1-bit. For datasets, we use Imagenet-1K (41), Imagenet-100(7), and C4 (39). For FOGZO, since it is impossible to use a large n , we simply fix $n = 1$. Unlike Section 4.1, here we use linearly scheduled β s with the hyperparameter β_{\min} . Similarly, we set ϵ and $p(u)$ based on the insight in Section 3.3.

4.2.1 FOGZO can Improve a Variety of STEs

In this section, we confirm that **regardless of the STE used as a source of bias, FOGZO can improve the gradient quality**. We compare identity-STE against identity-FOGZO for 2-bit quantization, tanh-STE against tanh-FOGZO and ApproxSign-STE against ApproxSign-FOGZO for binary quantization. Similar to Section 4.1, for every linear and convolution layer, we inject a weight quantizer, where the quantization step size α is fixed and shared by all layers in a model. For more hyperparameters, see Section E.2.1.

We perform a β_{\min} -sweep and present the results in Figure 2. As shown, regardless of model architecture, dataset, and the chosen source of bias, FOGZO (blue) is capable of outperforming the STE (brown) within a range of $\beta_{\min} \approx 1$ (or $1 - \beta_{\min} \approx 0$). As β_{\min} increases, training loss rapidly reduces. However, at $\beta_{\min} \approx 1$ the benefit of FOGZO saturates as training becomes completely dominated by STE-biased signal. At $\beta_{\min} = 1$ (labeled as "const $\beta = 1$ ") FOGZO cannot outperform the STE consistently. For each graph in Figure 2, we select the β_{\min} with the lowest training loss and report its evaluation quality in Table 1. For vision models, we report top-1 accuracy. For language models, we report perplexity. As shown, with a properly tuned β_{\min} , FOGZO can outperform the STE by a large margin.

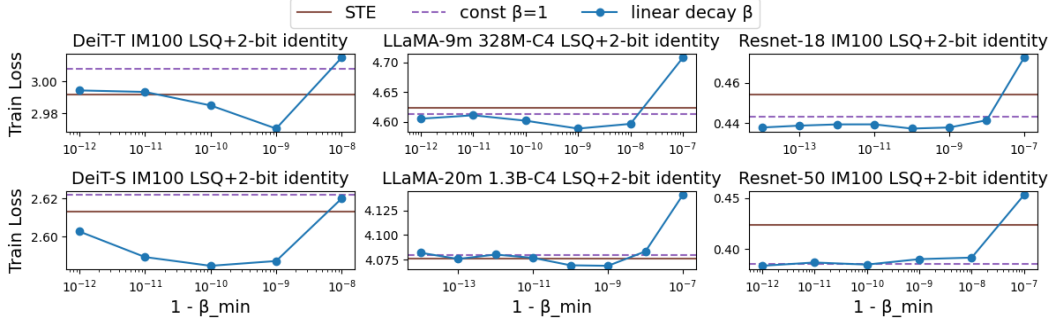


Figure 3: Training Loss vs β_{\min} . We compare LSQ+Identity-STE against LSQ+Identity-FOGZO.

Model	Dataset	LSQ + Identity-STE	LSQ + Identity-FOGZO
DeiT-Tiny	Imagenet-100	$3 \pm 0.017 / 72.76 \pm 0.62$	$2.98 \pm 0.012 / 72.92 \pm 0.60$
DeiT-Small	Imagenet-100	$2.62 \pm 0.012 / 79.55 \pm 0.86$	$2.57 \pm 0.016 / 80.06 \pm 0.48$
DeiT-Tiny	Imagenet-1K	$4.26 \pm 0.015 / 63.19 \pm 0.30$	$4.25 \pm 0.025 / 63.38 \pm 0.52$
LLaMA-9m	328M C4 tokens	$4.66 \pm 0.060 / 104.31 \pm 6.54$	$4.62 \pm 0.040 / 99.74 \pm 4.42$
LLaMA-9m	3.28B C4 tokens	$4.41 \pm 0.020 / 82.54 \pm 1.72$	$4.38 \pm 0.020 / 79.94 \pm 1.18$
LLaMA-20m	1.3B C4 tokens	$4.084 \pm 0.020 / 59.21 \pm 1.22$	$4.079 \pm 0.020 / 58.93 \pm 0.90$
LLaMA-20m	13B C4 tokens	$3.94 \pm 0.008 / 50.85 \pm 0.76$	$3.93 \pm 0.008 / 50.61 \pm 0.64$
Resnet-18	Imagenet-100	$0.45 \pm 0.0084 / 80.23 \pm 0.84$	$0.44 \pm 0.0098 / 80.04 \pm 1.14$
Resnet-50	Imagenet-100	$0.43 \pm 0.0182 / 82.81 \pm 0.82$	$0.39 \pm 0.0086 / 83.67 \pm 0.26$
Resnet-18	Imagenet-1K	$1.493 \pm 0.0032 / 66.51 \pm 0.30$	$1.487 \pm 0.0108 / 66.13 \pm 0.50$

Table 2: Cross-entropy loss / accuracy or perplexity of models with 2-bit weights and learnable α .

4.2.2 Integration with SOTA Methods and Scaling up

Weight-Only Quantization: We test FOGZO’s compatibility with a SOTA QAT method LSQ (13). In Section 4.2.1, the quantization setup is rather naive as the quantization scale α is predetermined and shared by all layers. Here, we make α learnable and unique per layer and use the identity STE for 2-bit weight quantization. We follow the insight from Section 3.3, and use the average quantization scale α to set the smoothness. In addition, we further train models $2\times$ to $4\times$ larger than the ones in Section 4.2.1 to see if FOGZO scales with parameter count. Lastly, we increase our dataset size by a factor of $10\times$ and test FOGZO’s extensibility to larger datasets. This is done by switching from Imagenet-100 to Imagenet-1K, and increasing the number of C4 tokens by $10\times$. We report in Figure 3 and Table 2 the training loss and evaluation accuracy or perplexity of the STE and FOGZO with the optimal β_{\min} . To ensure consistency, in each cell in Table 2, we report the mean and two standard deviation of five different runs. **Despite the change in quantizer design and model/dataset size, FOGZO is still capable of outperforming the STE.**

Weight-Activation Quantization: We further evaluate the effectiveness of FOGZO on SOTA weight-activation quantization methods QuEST (35) and LSQ. We use the publicly available source code of QuEST (35) and added the implementation of Algorithm 1, and pre-train LLaMA models with n non-embedding parameters plus e embedding parameters, where $n \in \{30M, 50M, 100M, 200M\}$ and $e \in \{65M, 75M, 100M, 100M\}$. For all experiments, we use a β_{\min} of $1 - 1e-10$, quantize activation and weights of all linear layers to 2-bit, and pre-train with $100n$ C4 tokens. We present our results in Table 3. Results suggest **FOGZO can improve both QuEST and LSQ when activations and weights are quantized**, and can even shrink the perplexity difference between these methods.

4.3 Reducing Training Time Overhead

In this section, we show the training time overhead of FOGZO can be drastically reduced by augmenting Algorithm 1 to perform the first $r\%$ of training in STE mode, allowing FOGZO to achieve **lower perplexity than the STE under the same training time**. Concretely, we only execute lines 6 to 16 in Algorithm 1 when $t > r/100 * T$. Note that $r = 0$ corresponds to the unmodified

Total Parameters $n + e$	95M	95M	95M	95M	125M	125M
n	30M	30M	30M	30M	50M	50M
Tokens	3B	3B	3B	3B	5B	5B
Method	QuEST	QuEST-FOGZO	LSQ	LSQ-FOGZO	QuEST	QuEST-FOGZO
Perplexity	37.75	37.37	39.06	37.38	32.28	32.06
Total Parameters $n + e$	125M	125M	200M	200M	300M	300M
n	50M	50M	100M	100M	200M	200M
Tokens	5B	5B	10B	10B	20B	20B
Method	LSQ	LSQ-FOGZO	QuEST	QuEST-FOGZO	QuEST	QuEST-FOGZO
Perplexity	33.28	32.41	26.63	26.45	22.90	22.72

Table 3: Perplexity of LLaMA models trained using LSQ, LSQ-FOGZO, QuEST, and QuEST-FOGZO with 2-bit weights and 2-bit activations.

Method	C4 Tokens (billion)	Evaluation Perplexity	Training Time (hours)
STE	3.174	38.69	3.3
90% STE + 10% FOGZO	3	38.67	3.3
STE	3.348	38.43	3.5
80% STE + 20% FOGZO	3	38.38	3.5
STE	3.522	38.25	3.7
70% STE + 30% FOGZO	3	37.93	3.7

Table 4: Training Time vs. Perplexity of LLaMA-30m on Nvidia RTX 5090

Algorithm 1. We use LSQ-STE and LSQ-FOGZO to train a LLaMA model with 30M non-embedding parameters on one Nvidia RTX 5090 GPU and report the training time and C4 evaluation perplexity in Table 4. For a fair comparison, we artificially increase the training time of the LSQ-STE runs by adding more pre-training tokens, while decreasing the training time of the LSQ-FOGZO runs by choosing $r \in \{70, 80, 90\}$. Results suggest FOGZO can outperform the STE when training time is identical. In addition, FOGZO can have higher data efficiency than STE, as **FOGZO runs use less training data to achieve lower perplexity**.

5 Related Works and Limitations

Most existing QAT methods use Backpropagation (40) to calculate gradient estimates, including but are not limited to the STE/operation-wise Jacobian estimators (3; 26; 35; 50), Coordinate Descent (30), Stochastic Rounding (17), Pseudo-Quantization Noise (44), and EWGS (22). FOGZO is orthogonal to these works and may benefit from using them as a source of bias. Existing zeroth-order methods(54; 31; 6) use only forward passes to estimate gradients, and are either specialized for fine-tuning, or underperforms compared to first-order methods. FOGZO is specialized for pre-training, and is the first partially-zeroth-order method to consistently outperform a first-order method STE for DNNs.

Although FOGZO works well with standard mixed-precision training methods (32) that keep weights in 32-bit, FOGZO suffers from loss of precision when weights are stored in 16-bit due to the challenge of modifying weights with small updates. Because of this same challenge, SOTA LLM pre-training pipelines like DeepSeek-V3 (8) still use 32-bit weights. We expect that as the field evolves, newer techniques will be developed to reduce rounding error, enabling large-scale pre-training with BF16 weights. These newer techniques can then be used to relieve the numerical issues of FOGZO.

6 Conclusion

In this work, we compare two QAT methods, the STE and n-SPSA. We introduce FOGZO which utilizes the STE as a source of bias to accelerate n-SPSA, creating the method FOGZO. We show that FOGZO can suppress the flaws of its bias source, allowing FOGZO to improve upon the STE. Experiments shows FOGZO can improve the gradient quality of a variety of STEs and for different model architectures and datasets. We hope FOGZO can influence future research in STEs as FOGZO provides a quantitative measure of STE gradient quality.

Acknowledgements

This work was supported by the Natural Sciences and Engineering Research Council of Canada (NSERC) through a Discovery Grant and an NSERC Strategic Network Grant.

References

- [1] Alekh Agarwal, Ofer Dekel, and Lin Xiao. Optimal algorithms for online convex optimization with multi-point bandit feedback. In *Annual Conference Computational Learning Theory*, 2010. URL: <https://api.semanticscholar.org/CorpusID:118314530>.
- [2] Eirikur Agustsson and Lucas Theis. Universally quantized neural compression. In *Proceedings of the 34th International Conference on Neural Information Processing Systems, NIPS '20*, Red Hook, NY, USA, 2020. Curran Associates Inc.
- [3] Yoshua Bengio, Nicholas Léonard, and Aaron Courville. Estimating or propagating gradients through stochastic neurons for conditional computation, 2013. URL: <https://arxiv.org/abs/1308.3432>, arXiv:1308.3432.
- [4] Yash Bhalgat, Jinwon Lee, Markus Nagel, Tijmen Blankevoort, and Nojun Kwak. Lsq+: Improving low-bit quantization through learnable offsets and better initialization. In *2020 IEEE/CVF Conference on Computer Vision and Pattern Recognition Workshops (CVPRW)*, pages 2978–2985, 2020. doi:10.1109/CVPRW50498.2020.00356.
- [5] Jia Bi and Steve R. Gunn. A stochastic gradient method with biased estimation for faster nonconvex optimization. In Abhaya C. Nayak and Alok Sharma, editors, *PRICAI 2019: Trends in Artificial Intelligence*, pages 337–349, Cham, 2019. Springer International Publishing.
- [6] Aochuan Chen, Yimeng Zhang, Jinghan Jia, James Diffenderfer, Konstantinos Parasyris, Jiancheng Liu, Yihua Zhang, Zheng Zhang, Bhavya Kailkhura, and Sijia Liu. Deepzero: Scaling up zeroth-order optimization for deep model training. In *The Twelfth International Conference on Learning Representations*, 2024. URL: <https://openreview.net/forum?id=qBWhjsNPEY>.
- [7] Yubei Chen Chun-Hsiao Yeh. IN100pytorch: Pytorch implementation: Training resnets on imagenet-100. <https://github.com/danielchye/ImageNet-100-Pytorch>, 2022.
- [8] DeepSeek-AI, Aixin Liu, Bei Feng, Bing Xue, Bingxuan Wang, Bochao Wu, Chengda Lu, Chenggang Zhao, Chengqi Deng, Chenyu Zhang, Chong Ruan, Damai Dai, Daya Guo, Dejian Yang, Deli Chen, Dongjie Ji, Erhang Li, Fangyun Lin, Fucong Dai, Fuli Luo, Guangbo Hao, Guanting Chen, Guowei Li, H. Zhang, Han Bao, Hanwei Xu, Haocheng Wang, Haowei Zhang, Honghui Ding, Huajian Xin, Huazuo Gao, Hui Li, Hui Qu, J. L. Cai, Jian Liang, Jianzhong Guo, Jiaqi Ni, Jiashi Li, Jiawei Wang, Jin Chen, Jingchang Chen, Jingyang Yuan, Junjie Qiu, Junlong Li, Junxiao Song, Kai Dong, Kai Hu, Kaige Gao, Kang Guan, Kexin Huang, Kuai Yu, Lean Wang, Lecong Zhang, Lei Xu, Leyi Xia, Liang Zhao, Litong Wang, Liyue Zhang, Meng Li, Miaojun Wang, Mingchuan Zhang, Minghua Zhang, Minghui Tang, Mingming Li, Ning Tian, Panpan Huang, Peiyi Wang, Peng Zhang, Qiancheng Wang, Qihao Zhu, Qinyu Chen, Qiushi Du, R. J. Chen, R. L. Jin, Ruiqi Ge, Ruisong Zhang, Ruizhe Pan, Runji Wang, Runxin Xu, Ruoyu Zhang, Ruyi Chen, S. S. Li, Shanghao Lu, Shangyan Zhou, Shanhuang Chen, Shaoqing Wu, Shengfeng Ye, Shengfeng Ye, Shirong Ma, Shiyu Wang, Shuang Zhou, Shuiping Yu, Shunfeng Zhou, Shuting Pan, T. Wang, Tao Yun, Tian Pei, Tianyu Sun, W. L. Xiao, Wangding Zeng, Wanbiao Zhao, Wei An, Wen Liu, Wenfeng Liang, Wenjun Gao, Wenqin Yu, Wentao Zhang, X. Q. Li, Xiangyue Jin, Xianzu Wang, Xiao Bi, Xiaodong Liu, Xiaohan Wang, Xiaojin Shen, Xiaokang Chen, Xiaokang Zhang, Xiaosha Chen, Xiaotao Nie, Xiaowen Sun, Xiaoxiang Wang, Xin Cheng, Xin Liu, Xin Xie, Xingchao Liu, Xingkai Yu, Xinnan Song, Xinxia Shan, Xinyi Zhou, Xinyu Yang, Xinyuan Li, Xuecheng Su, Xuheng Lin, Y. K. Li, Y. Q. Wang, Y. X. Wei, Y. X. Zhu, Yang Zhang, Yanhong Xu, Yanhong Xu, Yanping Huang, Yao Li, Yao Zhao, Yaofeng Sun, Yaohui Li, Yaohui Wang, Yi Yu, Yi Zheng, Yichao Zhang, Yifan Shi, Yiliang Xiong, Ying He, Ying Tang, Yishi Piao, Yisong Wang, Yixuan Tan, Yiyang Ma, Yiyuan Liu, Yongqiang Guo, Yu Wu, Yuan Ou, Yuchen Zhu, Yudian Wang, Yue Gong, Yuheng Zou, Yujia He, Yukun Zha, Yunfan Xiong, Yunxian Ma, Yuting Yan, Yuxiang Luo, Yuxiang You, Yuxuan Liu, Yuyang Zhou,

- Z. F. Wu, Z. Z. Ren, Zehui Ren, Zhangli Sha, Zhe Fu, Zhean Xu, Zhen Huang, Zhen Zhang, Zhenda Xie, Zhengyan Zhang, Zhewen Hao, Zhibin Gou, Zhicheng Ma, Zhigang Yan, Zhihong Shao, Zhipeng Xu, Zhiyu Wu, Zhongyu Zhang, Zhuoshu Li, Zihui Gu, Zijia Zhu, Zijun Liu, Zilin Li, Ziwei Xie, Ziyang Song, Ziyi Gao, and Zizheng Pan. Deepseek-v3 technical report, 2025. URL: <https://arxiv.org/abs/2412.19437>, arXiv:2412.19437.
- [9] Yury Demidovich, Grigory Malinovsky, Igor Sokolov, and Peter Richtárik. A guide through the zoo of biased SGD. In *Thirty-seventh Conference on Neural Information Processing Systems*, 2023. URL: <https://openreview.net/forum?id=0Ctv4NyahI>.
- [10] Alexey Dosovitskiy, Lucas Beyer, Alexander Kolesnikov, Dirk Weissenborn, Xiaohua Zhai, Thomas Unterthiner, Mostafa Dehghani, Matthias Minderer, Georg Heigold, Sylvain Gelly, Jakob Uszkoreit, and Neil Houlsby. An image is worth 16x16 words: Transformers for image recognition at scale. In *International Conference on Learning Representations*, 2021. URL: <https://openreview.net/forum?id=YicbFdNTTy>.
- [11] Derek Driggs, Jingwei Liang, and Carola-Bibiane Schölkopf. On biased stochastic gradient estimation. *Journal of Machine Learning Research*, 23(24):1–43, 2022. URL: <http://jmlr.org/papers/v23/20-316.html>.
- [12] DaYou Du, Yijia Zhang, Shijie Cao, Jiaqi Guo, Ting Cao, Xiaowen Chu, and Ningyi Xu. BitDistiller: Unleashing the potential of sub-4-bit LLMs via self-distillation. In Lun-Wei Ku, Andre Martins, and Vivek Srikumar, editors, *Proceedings of the 62nd Annual Meeting of the Association for Computational Linguistics (Volume 1: Long Papers)*, pages 102–116, Bangkok, Thailand, August 2024. Association for Computational Linguistics. URL: <https://aclanthology.org/2024.acl-long.7/>, doi:10.18653/v1/2024.acl-long.7.
- [13] Steven K. Esser, Jeffrey L. McKinstry, Deepika Bablani, Rathinakumar Appuswamy, and Dharmendra S. Modha. Learned step size quantization. In *International Conference on Learning Representations*, 2020. URL: <https://openreview.net/forum?id=rkg066VKDS>.
- [14] Alexander Gasnikov, Darina Dvinskikh, Pavel Dvurechensky, Eduard Gorbunov, Aleksandr Beznosikov, and Alexander Lobanov. *Randomized Gradient-Free Methods in Convex Optimization*, page 1–15. Springer International Publishing, September 2023. URL: http://dx.doi.org/10.1007/978-3-030-54621-2_859-1, doi:10.1007/978-3-030-54621-2_859-1.
- [15] Saeed Ghadimi and Guanghui Lan. Stochastic first- and zeroth-order methods for nonconvex stochastic programming, 2013. URL: <https://arxiv.org/abs/1309.5549>, arXiv:1309.5549.
- [16] Priya Goyal, Piotr Dollár, Ross Girshick, Pieter Noordhuis, Lukasz Wesolowski, Aapo Kyrola, Andrew Tulloch, Yangqing Jia, and Kaiming He. Accurate, large minibatch sgd: Training imagenet in 1 hour, 2018. URL: <https://arxiv.org/abs/1706.02677>, arXiv:1706.02677.
- [17] Suyog Gupta, Ankur Agrawal, Kailash Gopalakrishnan, and Pritish Narayanan. Deep learning with limited numerical precision. In Francis Bach and David Blei, editors, *Proceedings of the 32nd International Conference on Machine Learning*, volume 37 of *Proceedings of Machine Learning Research*, pages 1737–1746, Lille, France, 07–09 Jul 2015. PMLR. URL: <https://proceedings.mlr.press/v37/gupta15.html>.
- [18] Kaiming He, Xiangyu Zhang, Shaoqing Ren, and Jian Sun. Deep residual learning for image recognition. In *2016 IEEE Conference on Computer Vision and Pattern Recognition (CVPR)*, pages 770–778, 2016. doi:10.1109/CVPR.2016.90.
- [19] Geoffrey Hinton. Neural networks for machine learning. coursera, video lectures., 2012.
- [20] Sehoon Kim, Coleman Hooper, Amir Gholami, Zhen Dong, Xiuyu Li, Sheng Shen, Michael W. Mahoney, and Kurt Keutzer. Squeezellm: dense-and-sparse quantization. In *Proceedings of the 41st International Conference on Machine Learning, ICML’24*. JMLR.org, 2024.

- [21] Tanishq Kumar, Zachary Ankner, Benjamin Frederick Spector, Blake Bordelon, Niklas Muenighoff, Mansheej Paul, Cengiz Pehlevan, Christopher Re, and Aditi Raghunathan. Scaling laws for precision. In *The Thirteenth International Conference on Learning Representations*, 2025. URL: <https://openreview.net/forum?id=wg1PCg3CUP>.
- [22] Junghyup Lee, Dohyung Kim, and Bumsub Ham. Network quantization with element-wise gradient scaling. In *Proceedings of the IEEE Conference on Computer Vision and Pattern Recognition*, 2021.
- [23] Haokun Lin, Haobo Xu, Yichen Wu, Jingzhi Cui, Yingtao Zhang, Linzhan Mou, Linqi Song, Zhenan Sun, and Ying Wei. Duquant: Distributing outliers via dual transformation makes stronger quantized LLMs. In *The Thirty-eighth Annual Conference on Neural Information Processing Systems*, 2024. URL: <https://openreview.net/forum?id=mp8u2Pcmqz>.
- [24] Jing Liu, Ruihao Gong, Xiuying Wei, Zhiwei Dong, Jianfei Cai, and Bohan Zhuang. QLLM: Accurate and efficient low-bitwidth quantization for large language models. In *The Twelfth International Conference on Learning Representations*, 2024. URL: <https://openreview.net/forum?id=FIp1mUWdm3>.
- [25] Shih-Yang Liu, Zechun Liu, and Kwang-Ting Cheng. Oscillation-free quantization for low-bit vision transformers. In Andreas Krause, Emma Brunskill, Kyunghyun Cho, Barbara Engelhardt, Sivan Sabato, and Jonathan Scarlett, editors, *Proceedings of the 40th International Conference on Machine Learning*, volume 202 of *Proceedings of Machine Learning Research*, pages 21813–21824. PMLR, 23–29 Jul 2023. URL: <https://proceedings.mlr.press/v202/liu23w.html>.
- [26] Zechun Liu, Baoyuan Wu, Wenhan Luo, Xin Yang, Wei Liu, and Kwang-Ting Cheng. Bi-real net: Enhancing the performance of 1-bit cnns with improved representational capability and advanced training algorithm. In *Computer Vision – ECCV 2018: 15th European Conference, Munich, Germany, September 8-14, 2018, Proceedings, Part XV*, page 747–763, Berlin, Heidelberg, 2018. Springer-Verlag. doi:10.1007/978-3-030-01267-0_44.
- [27] Zhuanghua Liu, Cheng Chen, Luo Luo, and Bryan Kian Hsiang Low. Zeroth-order methods for constrained nonconvex nonsmooth stochastic optimization. In Ruslan Salakhutdinov, Zico Kolter, Katherine Heller, Adrian Weller, Nuria Oliver, Jonathan Scarlett, and Felix Berkenkamp, editors, *Proceedings of the 41st International Conference on Machine Learning*, volume 235 of *Proceedings of Machine Learning Research*, pages 30842–30872. PMLR, 21–27 Jul 2024. URL: <https://proceedings.mlr.press/v235/liu24j.html>.
- [28] Shuming Ma, Hongyu Wang, Lingxiao Ma, Lei Wang, Wenhui Wang, Shaohan Huang, Li Dong, Ruiping Wang, Jilong Xue, and Furu Wei. The era of 1-bit llms: All large language models are in 1.58 bits, 2024. URL: <https://arxiv.org/abs/2402.17764>, arXiv:2402.17764.
- [29] Yuexiao Ma, Huixia Li, Xiawu Zheng, Feng Ling, Xuefeng Xiao, Rui Wang, Shilei Wen, Fei Chao, and Rongrong Ji. Affinequant: Affine transformation quantization for large language models. In *The Twelfth International Conference on Learning Representations*, 2024. URL: <https://openreview.net/forum?id=of2rhALq81>.
- [30] Vladimir Malinovskii, Denis Mazur, Ivan Ilin, Denis Kuznedelev, Konstantin Pavlovich Burlachenko, Kai Yi, Dan Alistarh, and Peter Richtárik. PV-tuning: Beyond straight-through estimation for extreme LLM compression. In *The Thirty-eighth Annual Conference on Neural Information Processing Systems*, 2024. URL: <https://openreview.net/forum?id=YvA8UF0I37>.
- [31] Sadhika Malladi, Tianyu Gao, Eshaan Nichani, Alex Damian, Jason D. Lee, Danqi Chen, and Sanjeev Arora. Fine-tuning language models with just forward passes. In *Proceedings of the 37th International Conference on Neural Information Processing Systems, NIPS '23*, Red Hook, NY, USA, 2023. Curran Associates Inc.
- [32] Paulius Micikevicius, Sharan Narang, Jonah Alben, Gregory Diamos, Erich Elsen, David Garcia, Boris Ginsburg, Michael Houston, Oleksii Kuchaiev, Ganesh Venkatesh, and Hao Wu. Mixed precision training. In *International Conference on Learning Representations*, 2018. URL: <https://openreview.net/forum?id=r1gs9JgRZ>.

- [33] Markus Nagel, Marios Fournarakis, Yelysei Bondarenko, and Tijmen Blankevoort. Overcoming oscillations in quantization-aware training. In Kamalika Chaudhuri, Stefanie Jegelka, Le Song, Csaba Szepesvari, Gang Niu, and Sivan Sabato, editors, *Proceedings of the 39th International Conference on Machine Learning*, volume 162 of *Proceedings of Machine Learning Research*, pages 16318–16330. PMLR, 17–23 Jul 2022. URL: <https://proceedings.mlr.press/v162/nage122a.html>.
- [34] Yurii Nesterov and Vladimir Spokoiny. Random gradient-free minimization of convex functions. *Found. Comput. Math.*, 17(2):527–566, April 2017. doi:10.1007/s10208-015-9296-2.
- [35] Andrei Panferov, Jiale Chen, Soroush Tabesh, Roberto L. Castro, Mahdi Nikdan, and Dan Alistarh. QuEST: Training accurate LLMs over highly-compressed weights and activation. In *Sparsity in LLMs (SLLM): Deep Dive into Mixture of Experts, Quantization, Hardware, and Inference*, 2025. URL: <https://openreview.net/forum?id=ElgAzv9fNk>.
- [36] Zehua Pei, Xufeng Yao, Wenqian Zhao, and Bei Yu. Quantization via distillation and contrastive learning. *IEEE Transactions on Neural Networks and Learning Systems*, 35(12):17164–17176, 2024. doi:10.1109/TNNLS.2023.3300309.
- [37] PyTorch. Pytorch example training recipe for resnets. URL: <https://raw.githubusercontent.com/pytorch/examples/refs/heads/main/imagenet/main.py>.
- [38] Haotong Qin, Ruihao Gong, Xianglong Liu, Mingzhu Shen, Ziran Wei, Fengwei Yu, and Jingkuan Song. Forward and backward information retention for accurate binary neural networks. In *2020 IEEE/CVF Conference on Computer Vision and Pattern Recognition (CVPR)*, pages 2247–2256, 2020. doi:10.1109/CVPR42600.2020.00232.
- [39] Colin Raffel, Noam Shazeer, Adam Roberts, Katherine Lee, Sharan Narang, Michael Matena, Yanqi Zhou, Wei Li, and Peter J. Liu. Exploring the limits of transfer learning with a unified text-to-text transformer. *Journal of Machine Learning Research*, 21(140):1–67, 2020. URL: <http://jmlr.org/papers/v21/20-074.html>.
- [40] David E. Rumelhart, Geoffrey E. Hinton, and Ronald J. Williams. Learning representations by back-propagating errors. *Nature*, 323(6088):533–536, October 1986. URL: <http://dx.doi.org/10.1038/323533a0>, doi:10.1038/323533a0.
- [41] Olga Russakovsky, Jia Deng, Hao Su, Jonathan Krause, Sanjeev Satheesh, Sean Ma, Zhiheng Huang, Andrej Karpathy, Aditya Khosla, Michael Bernstein, Alexander C. Berg, and Li Fei-Fei. Imagenet large scale visual recognition challenge. *Int. J. Comput. Vision*, 115(3):211–252, December 2015. doi:10.1007/s11263-015-0816-y.
- [42] Matt Schoenbauer, Daniele Moro, Lukasz Lew, and Andrew Howard. Custom gradient estimators are straight-through estimators in disguise, 2024. URL: <https://arxiv.org/abs/2405.05171>, arXiv:2405.05171.
- [43] Wenqi Shao, Mengzhao Chen, Zhaoyang Zhang, Peng Xu, Lirui Zhao, Zhiqian Li, Kaipeng Zhang, Peng Gao, Yu Qiao, and Ping Luo. Omniquant: Omnidirectionally calibrated quantization for large language models. In *The Twelfth International Conference on Learning Representations*, 2024. URL: <https://openreview.net/forum?id=8WuvhhOLYW>.
- [44] Juncheol Shin, Junhyuk So, Sein Park, Seungyeop Kang, Sungjoo Yoo, and Eunhyeok Park. Nipq: Noise proxy-based integrated pseudo-quantization. In *2023 IEEE/CVF Conference on Computer Vision and Pattern Recognition (CVPR)*, pages 3852–3861, 2023. doi:10.1109/CVPR52729.2023.00375.
- [45] James C. Spall. A one-measurement form of simultaneous perturbation stochastic approximation. *Automatica*, 33(1):109–112, 1997. URL: <https://www.sciencedirect.com/science/article/pii/S0005109896001495>, doi:10.1016/S0005-1098(96)00149-5.
- [46] J.C. Spall. Multivariate stochastic approximation using a simultaneous perturbation gradient approximation. *IEEE Transactions on Automatic Control*, 37(3):332–341, 1992. doi:10.1109/9.119632.

- [47] J.C. Spall. Implementation of the simultaneous perturbation algorithm for stochastic optimization. *IEEE Transactions on Aerospace and Electronic Systems*, 34(3):817–823, 1998. doi:10.1109/7.705889.
- [48] Hugo Touvron, Matthieu Cord, Matthijs Douze, Francisco Massa, Alexandre Sablayrolles, and Herve Jegou. Training data-efficient image transformers & distillation through attention. In Marina Meila and Tong Zhang, editors, *Proceedings of the 38th International Conference on Machine Learning*, volume 139 of *Proceedings of Machine Learning Research*, pages 10347–10357. PMLR, 18–24 Jul 2021. URL: <https://proceedings.mlr.press/v139/touvron21a.html>.
- [49] Hugo Touvron, Thibaut Lavril, Gautier Izacard, Xavier Martinet, Marie-Anne Lachaux, Timothée Lacroix, Baptiste Rozière, Naman Goyal, Eric Hambro, Faisal Azhar, Aurelien Rodriguez, Armand Joulin, Edouard Grave, and Guillaume Lample. Llama: Open and efficient foundation language models, 2023. URL: <https://arxiv.org/abs/2302.13971>, arXiv:2302.13971.
- [50] Zhijun Tu, Xinghao Chen, Pengju Ren, and Yunhe Wang. Adabin: Improving binary neural networks with adaptive binary sets. In *Computer Vision – ECCV 2022: 17th European Conference, Tel Aviv, Israel, October 23–27, 2022, Proceedings, Part XI*, page 379–395, Berlin, Heidelberg, 2022. Springer-Verlag. doi:10.1007/978-3-031-20083-0_23.
- [51] Haocheng Xi, ChangHao Li, Jianfei Chen, and Jun Zhu. Training transformers with 4-bit integers. In *Thirty-seventh Conference on Neural Information Processing Systems*, 2023. URL: <https://openreview.net/forum?id=H9hW1fMT60>.
- [52] Penghang Yin, Jiancheng Lyu, Shuai Zhang, Stanley J. Osher, Yingyong Qi, and Jack Xin. Understanding straight-through estimator in training activation quantized neural nets. In *International Conference on Learning Representations*, 2019. URL: <https://openreview.net/forum?id=Skh4jRcKQ>.
- [53] Jiawei Zhao, Zhenyu Zhang, Beidi Chen, Zhangyang Wang, Anima Anandkumar, and Yuandong Tian. Galore: memory-efficient llm training by gradient low-rank projection. In *Proceedings of the 41st International Conference on Machine Learning, ICML’24*. JMLR.org, 2024.
- [54] Jiajun Zhou, Yifan Yang, Kai Zhen, Ziyue Liu, Yequan Zhao, Ershad Banijamali, Athanasios Mouchtaris, Ngai Wong, and Zheng Zhang. Quzo: Quantized zeroth-order fine-tuning for large language models, 2025. URL: <https://arxiv.org/abs/2502.12346>, arXiv:2502.12346.

NeurIPS Paper Checklist

1. Claims

Question: Do the main claims made in the abstract and introduction accurately reflect the paper's contributions and scope?

Answer: [\[Yes\]](#)

Justification: The claims made in the abstract and introduction are

- FOGZO converges to a better solution than the first-order methods like the Straight-Through Estimator, which is experimentally confirmed on a 2-layer MLP, 2 Resnets, 2 DeiT_s, and a series of LLaMA models with parameter counts up to 300 million.
- FOGZO requires orders of magnitude less computation than zeroth-order methods (to outperform first-order methods), which is experimentally verified on a 2-layer MLP. Due to resource constraint, we are unable to verify this in larger networks.

Guidelines:

- The answer NA means that the abstract and introduction do not include the claims made in the paper.
- The abstract and/or introduction should clearly state the claims made, including the contributions made in the paper and important assumptions and limitations. A No or NA answer to this question will not be perceived well by the reviewers.
- The claims made should match theoretical and experimental results, and reflect how much the results can be expected to generalize to other settings.
- It is fine to include aspirational goals as motivation as long as it is clear that these goals are not attained by the paper.

2. Limitations

Question: Does the paper discuss the limitations of the work performed by the authors?

Answer: [\[Yes\]](#)

Justification: Section 5 discusses the limitations of FOGZO.

Guidelines:

- The answer NA means that the paper has no limitation while the answer No means that the paper has limitations, but those are not discussed in the paper.
- The authors are encouraged to create a separate "Limitations" section in their paper.
- The paper should point out any strong assumptions and how robust the results are to violations of these assumptions (e.g., independence assumptions, noiseless settings, model well-specification, asymptotic approximations only holding locally). The authors should reflect on how these assumptions might be violated in practice and what the implications would be.
- The authors should reflect on the scope of the claims made, e.g., if the approach was only tested on a few datasets or with a few runs. In general, empirical results often depend on implicit assumptions, which should be articulated.
- The authors should reflect on the factors that influence the performance of the approach. For example, a facial recognition algorithm may perform poorly when image resolution is low or images are taken in low lighting. Or a speech-to-text system might not be used reliably to provide closed captions for online lectures because it fails to handle technical jargon.
- The authors should discuss the computational efficiency of the proposed algorithms and how they scale with dataset size.
- If applicable, the authors should discuss possible limitations of their approach to address problems of privacy and fairness.
- While the authors might fear that complete honesty about limitations might be used by reviewers as grounds for rejection, a worse outcome might be that reviewers discover limitations that aren't acknowledged in the paper. The authors should use their best judgment and recognize that individual actions in favor of transparency play an important role in developing norms that preserve the integrity of the community. Reviewers will be specifically instructed to not penalize honesty concerning limitations.

3. Theory assumptions and proofs

Question: For each theoretical result, does the paper provide the full set of assumptions and a complete (and correct) proof?

Answer: [Yes]

Justification: The claim that FOGZO can suppress the flaws of the STE is justified with a heuristic derivation in Section 3.2 whose approximation errors are quantified in Section B. The proofs of the implicit smoothness and perturbation of existing STEs (identity, hardtanh, tanh, ApproxSign) is provided in Section D.

Guidelines:

- The answer NA means that the paper does not include theoretical results.
- All the theorems, formulas, and proofs in the paper should be numbered and cross-referenced.
- All assumptions should be clearly stated or referenced in the statement of any theorems.
- The proofs can either appear in the main paper or the supplemental material, but if they appear in the supplemental material, the authors are encouraged to provide a short proof sketch to provide intuition.
- Inversely, any informal proof provided in the core of the paper should be complemented by formal proofs provided in appendix or supplemental material.
- Theorems and Lemmas that the proof relies upon should be properly referenced.

4. Experimental result reproducibility

Question: Does the paper fully disclose all the information needed to reproduce the main experimental results of the paper to the extent that it affects the main claims and/or conclusions of the paper (regardless of whether the code and data are provided or not)?

Answer: [Yes]

Justification: The FOGZO algorithm is presented in Algorithm 1. How to properly select the hyperparameters β , ϵ , $p(u)$, is discussed in Sections 3.2 and 3.3. The detailed configurations of experiments are discussed in Section 4.

Guidelines:

- The answer NA means that the paper does not include experiments.
- If the paper includes experiments, a No answer to this question will not be perceived well by the reviewers: Making the paper reproducible is important, regardless of whether the code and data are provided or not.
- If the contribution is a dataset and/or model, the authors should describe the steps taken to make their results reproducible or verifiable.
- Depending on the contribution, reproducibility can be accomplished in various ways. For example, if the contribution is a novel architecture, describing the architecture fully might suffice, or if the contribution is a specific model and empirical evaluation, it may be necessary to either make it possible for others to replicate the model with the same dataset, or provide access to the model. In general, releasing code and data is often one good way to accomplish this, but reproducibility can also be provided via detailed instructions for how to replicate the results, access to a hosted model (e.g., in the case of a large language model), releasing of a model checkpoint, or other means that are appropriate to the research performed.
- While NeurIPS does not require releasing code, the conference does require all submissions to provide some reasonable avenue for reproducibility, which may depend on the nature of the contribution. For example
 - (a) If the contribution is primarily a new algorithm, the paper should make it clear how to reproduce that algorithm.
 - (b) If the contribution is primarily a new model architecture, the paper should describe the architecture clearly and fully.
 - (c) If the contribution is a new model (e.g., a large language model), then there should either be a way to access this model for reproducing the results or a way to reproduce the model (e.g., with an open-source dataset or instructions for how to construct the dataset).

- (d) We recognize that reproducibility may be tricky in some cases, in which case authors are welcome to describe the particular way they provide for reproducibility. In the case of closed-source models, it may be that access to the model is limited in some way (e.g., to registered users), but it should be possible for other researchers to have some path to reproducing or verifying the results.

5. Open access to data and code

Question: Does the paper provide open access to the data and code, with sufficient instructions to faithfully reproduce the main experimental results, as described in supplemental material?

Answer: [Yes]

Justification: We have provided a link to our source code and instructions to reproduce the results.

Guidelines:

- The answer NA means that paper does not include experiments requiring code.
- Please see the NeurIPS code and data submission guidelines (<https://nips.cc/public/guides/CodeSubmissionPolicy>) for more details.
- While we encourage the release of code and data, we understand that this might not be possible, so “No” is an acceptable answer. Papers cannot be rejected simply for not including code, unless this is central to the contribution (e.g., for a new open-source benchmark).
- The instructions should contain the exact command and environment needed to run to reproduce the results. See the NeurIPS code and data submission guidelines (<https://nips.cc/public/guides/CodeSubmissionPolicy>) for more details.
- The authors should provide instructions on data access and preparation, including how to access the raw data, preprocessed data, intermediate data, and generated data, etc.
- The authors should provide scripts to reproduce all experimental results for the new proposed method and baselines. If only a subset of experiments are reproducible, they should state which ones are omitted from the script and why.
- At submission time, to preserve anonymity, the authors should release anonymized versions (if applicable).
- Providing as much information as possible in supplemental material (appended to the paper) is recommended, but including URLs to data and code is permitted.

6. Experimental setting/details

Question: Does the paper specify all the training and test details (e.g., data splits, hyperparameters, how they were chosen, type of optimizer, etc.) necessary to understand the results?

Answer: [Yes]

Justification: Yes, we provide details of every experiments the main text and the Appendix.

Guidelines:

- The answer NA means that the paper does not include experiments.
- The experimental setting should be presented in the core of the paper to a level of detail that is necessary to appreciate the results and make sense of them.
- The full details can be provided either with the code, in appendix, or as supplemental material.

7. Experiment statistical significance

Question: Does the paper report error bars suitably and correctly defined or other appropriate information about the statistical significance of the experiments?

Answer: [Yes]

Justification: We report the mean and two standard deviation of training loss and evaluation perplexity/accuracy of 5 experiment runs in Table 2.

Guidelines:

- The answer NA means that the paper does not include experiments.
- The authors should answer "Yes" if the results are accompanied by error bars, confidence intervals, or statistical significance tests, at least for the experiments that support the main claims of the paper.
- The factors of variability that the error bars are capturing should be clearly stated (for example, train/test split, initialization, random drawing of some parameter, or overall run with given experimental conditions).
- The method for calculating the error bars should be explained (closed form formula, call to a library function, bootstrap, etc.)
- The assumptions made should be given (e.g., Normally distributed errors).
- It should be clear whether the error bar is the standard deviation or the standard error of the mean.
- It is OK to report 1-sigma error bars, but one should state it. The authors should preferably report a 2-sigma error bar than state that they have a 96% CI, if the hypothesis of Normality of errors is not verified.
- For asymmetric distributions, the authors should be careful not to show in tables or figures symmetric error bars that would yield results that are out of range (e.g. negative error rates).
- If error bars are reported in tables or plots, The authors should explain in the text how they were calculated and reference the corresponding figures or tables in the text.

8. Experiments compute resources

Question: For each experiment, does the paper provide sufficient information on the computer resources (type of compute workers, memory, time of execution) needed to reproduce the experiments?

Answer: [Yes]

Justification: Yes, the paper provides details on the computer resources needed to reproduce the experiments in the main text and the Appendix.

Guidelines:

- The answer NA means that the paper does not include experiments.
- The paper should indicate the type of compute workers CPU or GPU, internal cluster, or cloud provider, including relevant memory and storage.
- The paper should provide the amount of compute required for each of the individual experimental runs as well as estimate the total compute.
- The paper should disclose whether the full research project required more compute than the experiments reported in the paper (e.g., preliminary or failed experiments that didn't make it into the paper).

9. Code of ethics

Question: Does the research conducted in the paper conform, in every respect, with the NeurIPS Code of Ethics <https://neurips.cc/public/EthicsGuidelines?>

Answer: [Yes]

Justification: The research conducted in the paper does not violate any aspect of the NeurIPS Code of Ethics.

Guidelines:

- The answer NA means that the authors have not reviewed the NeurIPS Code of Ethics.
- If the authors answer No, they should explain the special circumstances that require a deviation from the Code of Ethics.
- The authors should make sure to preserve anonymity (e.g., if there is a special consideration due to laws or regulations in their jurisdiction).

10. Broader impacts

Question: Does the paper discuss both potential positive societal impacts and negative societal impacts of the work performed?

Answer: [NA]

Justification: There is no societal impact of the work performed. It simply aims to improve the quality of quantized models. The models we aim to improve already exist, and we simply hope to reduce their compute resources.

Guidelines:

- The answer NA means that there is no societal impact of the work performed.
- If the authors answer NA or No, they should explain why their work has no societal impact or why the paper does not address societal impact.
- Examples of negative societal impacts include potential malicious or unintended uses (e.g., disinformation, generating fake profiles, surveillance), fairness considerations (e.g., deployment of technologies that could make decisions that unfairly impact specific groups), privacy considerations, and security considerations.
- The conference expects that many papers will be foundational research and not tied to particular applications, let alone deployments. However, if there is a direct path to any negative applications, the authors should point it out. For example, it is legitimate to point out that an improvement in the quality of generative models could be used to generate deepfakes for disinformation. On the other hand, it is not needed to point out that a generic algorithm for optimizing neural networks could enable people to train models that generate Deepfakes faster.
- The authors should consider possible harms that could arise when the technology is being used as intended and functioning correctly, harms that could arise when the technology is being used as intended but gives incorrect results, and harms following from (intentional or unintentional) misuse of the technology.
- If there are negative societal impacts, the authors could also discuss possible mitigation strategies (e.g., gated release of models, providing defenses in addition to attacks, mechanisms for monitoring misuse, mechanisms to monitor how a system learns from feedback over time, improving the efficiency and accessibility of ML).

11. Safeguards

Question: Does the paper describe safeguards that have been put in place for responsible release of data or models that have a high risk for misuse (e.g., pretrained language models, image generators, or scraped datasets)?

Answer: [NA]

Justification: We do not release pretrained models or datasets.

Guidelines:

- The answer NA means that the paper poses no such risks.
- Released models that have a high risk for misuse or dual-use should be released with necessary safeguards to allow for controlled use of the model, for example by requiring that users adhere to usage guidelines or restrictions to access the model or implementing safety filters.
- Datasets that have been scraped from the Internet could pose safety risks. The authors should describe how they avoided releasing unsafe images.
- We recognize that providing effective safeguards is challenging, and many papers do not require this, but we encourage authors to take this into account and make a best faith effort.

12. Licenses for existing assets

Question: Are the creators or original owners of assets (e.g., code, data, models), used in the paper, properly credited and are the license and terms of use explicitly mentioned and properly respected?

Answer: [Yes]

Justification: The creators of assets are properly mentioned and cited.

Guidelines:

- The answer NA means that the paper does not use existing assets.
- The authors should cite the original paper that produced the code package or dataset.

- The authors should state which version of the asset is used and, if possible, include a URL.
- The name of the license (e.g., CC-BY 4.0) should be included for each asset.
- For scraped data from a particular source (e.g., website), the copyright and terms of service of that source should be provided.
- If assets are released, the license, copyright information, and terms of use in the package should be provided. For popular datasets, paperswithcode.com/datasets has curated licenses for some datasets. Their licensing guide can help determine the license of a dataset.
- For existing datasets that are re-packaged, both the original license and the license of the derived asset (if it has changed) should be provided.
- If this information is not available online, the authors are encouraged to reach out to the asset's creators.

13. **New assets**

Question: Are new assets introduced in the paper well documented and is the documentation provided alongside the assets?

Answer: [Yes]

Justification: We have provide a link to our code with proper documentation.

Guidelines:

- The answer NA means that the paper does not release new assets.
- Researchers should communicate the details of the dataset/code/model as part of their submissions via structured templates. This includes details about training, license, limitations, etc.
- The paper should discuss whether and how consent was obtained from people whose asset is used.
- At submission time, remember to anonymize your assets (if applicable). You can either create an anonymized URL or include an anonymized zip file.

14. **Crowdsourcing and research with human subjects**

Question: For crowdsourcing experiments and research with human subjects, does the paper include the full text of instructions given to participants and screenshots, if applicable, as well as details about compensation (if any)?

Answer: [NA]

Justification: the paper does not involve crowdsourcing nor research with human subjects.

Guidelines:

- The answer NA means that the paper does not involve crowdsourcing nor research with human subjects.
- Including this information in the supplemental material is fine, but if the main contribution of the paper involves human subjects, then as much detail as possible should be included in the main paper.
- According to the NeurIPS Code of Ethics, workers involved in data collection, curation, or other labor should be paid at least the minimum wage in the country of the data collector.

15. **Institutional review board (IRB) approvals or equivalent for research with human subjects**

Question: Does the paper describe potential risks incurred by study participants, whether such risks were disclosed to the subjects, and whether Institutional Review Board (IRB) approvals (or an equivalent approval/review based on the requirements of your country or institution) were obtained?

Answer: [NA]

Justification: the paper does not involve crowdsourcing nor research with human subjects.

Guidelines:

- The answer NA means that the paper does not involve crowdsourcing nor research with human subjects.
- Depending on the country in which research is conducted, IRB approval (or equivalent) may be required for any human subjects research. If you obtained IRB approval, you should clearly state this in the paper.
- We recognize that the procedures for this may vary significantly between institutions and locations, and we expect authors to adhere to the NeurIPS Code of Ethics and the guidelines for their institution.
- For initial submissions, do not include any information that would break anonymity (if applicable), such as the institution conducting the review.

16. **Declaration of LLM usage**

Question: Does the paper describe the usage of LLMs if it is an important, original, or non-standard component of the core methods in this research? Note that if the LLM is used only for writing, editing, or formatting purposes and does not impact the core methodology, scientific rigorousness, or originality of the research, declaration is not required.

Answer: [NA]

Justification: the core method development in this research does not involve LLMs as any important, original, or non-standard components.

Guidelines:

- The answer NA means that the core method development in this research does not involve LLMs as any important, original, or non-standard components.
- Please refer to our LLM policy (<https://neurips.cc/Conferences/2025/LLM>) for what should or should not be described.

A The STE is Occasionally Flawed

In this section we demonstrate, with examples, that the STE can occasionally produce gradients with wrong directions.

Suppose we wish to optimize the objective function $h(\theta) = g(\text{round}(\theta))$, where $\theta \in \mathbb{R}$ and $g(\psi) = \psi^3 - \psi/4$. Note $h(\theta)$ is a non-decreasing function (visualized in Figure 4) as it satisfies the property $h(\theta - \epsilon) \leq h(\theta)$ for any θ and any $\epsilon > 0$. In other words, h can always be made smaller by reducing θ , regardless of what θ is.

This suggests valid gradient estimators must encourage θ to reduce regardless of its value, or any high-quality gradient estimator must produce a positive gradient.

Suppose we use the identity STE and its estimated gradient:

$$h'_{\text{ste}}(\theta) = g'(\text{round}(\theta)) = 3(\text{round}(\theta))^2 - 1/4 \quad (13)$$

The STE gradient $h'_{\text{ste}}(\theta)$ is **not** always positive. When $-0.5 \leq \theta < 0.5$, we have $h'_{\text{ste}}(\theta) < 0$, which suggests we should **increase** θ . This means any θ initialized between -0.5 and 0.5, will gradually increase until it reaches or becomes larger than 0.5. When $\theta \geq 0.5$, $h'_{\text{ste}}(\theta)$ becomes positive again, and the gradient descent algorithm will decrease θ until it becomes less than 0.5. This cycle repeats itself, causing θ to always oscillate around 0.5. In deep neural networks, the problem of parameter oscillation has been shown to slow down convergence when training with the STE (25; 33).

However, we emphasize this is an **occasional flaw**, or an **edge case** of the STE gradient. Indeed, $h'_{\text{ste}}(\theta)$ is almost always positive, which suggest we should almost always reduce θ . Even when the STE gradient makes mistakes, complementary techniques like SGD with momentum can help escape the local minima at $-0.5 \leq \theta < 0.5$. However, this is not a guarantee, and the effects of momentum depends on hyperparameters like the learning rate. Using the STE gradient requires further tuning of these hyperparameters, which can be undesired.

We next show that this is not a flaw of just the **identity** STE. Suppose we use soft rounding (2), we have the estimated gradient

$$\begin{aligned} h'_{\text{soft_rounding}}(\theta) &= g'(\text{round}(\theta)) \cdot \text{soft_rounding}'(\theta) \\ &= (3(\text{round}(\theta))^2 - 1/4) \cdot \text{soft_rounding}'(\theta) \end{aligned} \quad (14)$$

Since soft_rounding is an increasing function, $\text{soft_rounding}'(\theta)$ is always positive. Therefore, $h'_{\text{soft_rounding}}(\theta)$ is still negative at $-0.5 \leq \theta < 0.5$, similar to $h'_{\text{ste}}(\theta)$. Therefore, the same oscillation behaviour will still happen.

The reason parameter oscillations happen, is because h is fundamentally different from g (visualized in Figure 4). The former is a non-decreasing function, whereas the latter is not. In essence, the additional round function hides the local minima of g , making h a non-decreasing function.

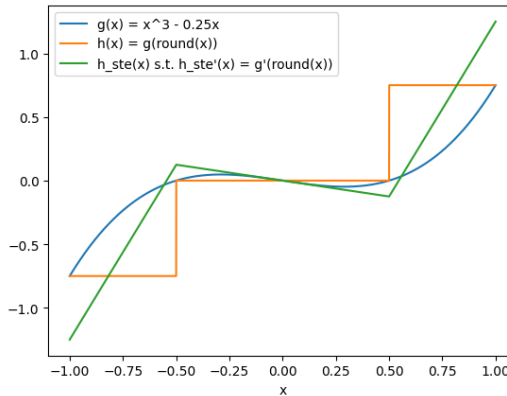


Figure 4: Example of the occasional flaw of the STE. $g(x) = x^3$, $h(x) = g(\text{round}(x))$, and $h'_{\text{ste}}(x) = 3(\text{round}(x))^2 - 1/4$.

Is our example objective function h just a special counterexample, or does the same behaviour happen in deeper networks, where both g and h can be more complex? The answer is likely yes. **Quantization tends to hide local details, whereas the STE uses local details as a proxy to global behaviour.**

B Approximation Errors of the Heuristic Derivation

In Equation 7, we replace the non-differentiable \hat{L} with a differentiable approximation \hat{L}_{smooth} , which enables a second-order Taylor Expansion that provides us some insight into the expected behaviour of the FOGZO gradient G . In this section, we quantify the approximation error of replacing \hat{L} with \hat{L}_{smooth} and the approximation error of using the first-order Taylor Expansion (i.e. dropping the second-order term, third-order term, etc.)

We note \hat{L}_{smooth} has its own smoothness ϵ and perturbation distribution $p(u)$, not to be confused with the FOGZO-specific smoothness ϵ and perturbation distribution $p(u)$ in Equation 7. For clarification, we will refer to the smoothness and perturbation of \hat{L}_{smooth} as $\hat{\epsilon}$ and $\hat{p}(u)$. We will choose $\hat{p}(u)$ to be uniformly distributed on the d -dimensional unit sphere. We assume \hat{L} to be (C_1, C_2) coarse Lipschitz, or that $|\hat{L}(x) - \hat{L}(y)| \leq C_1 \|x - y\| + C_2$.

The first approximation error $|\hat{L}(\theta) - \hat{L}_{\text{smooth}}(\theta)|$ can be bounded as follows.

$$\begin{aligned} |\hat{L}(\theta) - \hat{L}_{\text{smooth}}(\theta)| &= |E[\hat{L}(\theta) - \hat{L}(\theta + \hat{\epsilon}u)]| \\ &\leq E[|\hat{L}(\theta) - \hat{L}(\theta + \hat{\epsilon}u)|] \\ &\leq C_1 \hat{\epsilon} E[|\hat{\epsilon}u|] + C_2 \\ &= C_1 \hat{\epsilon} + C_2 \end{aligned} \quad (15)$$

For the second \approx symbol, the approximation error can be quantified with a big-O bound.

Since

$$\hat{L}_{\text{smooth}}(\theta + \epsilon v_i) = \hat{L}_{\text{smooth}}(\theta) + (\epsilon v_i)^T \nabla \hat{L}_{\text{smooth}}(\theta) + (\epsilon v_i)^T \nabla^2 \hat{L}_{\text{smooth}}(\theta) (\epsilon v_i) + O(\|\epsilon v_i\|^3) \quad (16)$$

and

$$\hat{L}_{\text{smooth}}(\theta - \epsilon v_i) = \hat{L}_{\text{smooth}}(\theta) - (\epsilon v_i)^T \nabla \hat{L}_{\text{smooth}}(\theta) + (\epsilon v_i)^T \nabla^2 \hat{L}_{\text{smooth}}(\theta) (\epsilon v_i) + O(\|\epsilon v_i\|^3) \quad (17)$$

Subtracting the two, we have

$$\hat{L}_{\text{smooth}}(\theta + \epsilon v_i) - \hat{L}_{\text{smooth}}(\theta - \epsilon v_i) = 2(\epsilon v_i)^T \nabla \hat{L}_{\text{smooth}}(\theta) + O(\|\epsilon v_i\|^3) \quad (18)$$

Note that all even-order terms cancel out due to the symmetric nature of the central finite difference, leaving only the third-order term which is dominating for a sufficiently small ϵ and a Hessian-Lipschitz \hat{L}_{smooth} .

Next, we divide by 2ϵ and multiply by v_i , and get

$$\frac{\hat{L}_{\text{smooth}}(\theta + \epsilon v_i) - \hat{L}_{\text{smooth}}(\theta - \epsilon v_i)}{2\epsilon} v_i = v_i v_i^T \nabla \hat{L}_{\text{smooth}}(\theta) + O(\epsilon^2 \|v_i\|^3) v_i \quad (19)$$

where the term $O(\epsilon^2 \|v_i\|^3) v_i$ is the approximation error of the second \approx symbol.

C Random Sign Flip

As discussed in Section 3.1, FOGZO introduces a random variable s_i that ensures $v_i = \sqrt{\beta} s_i \hat{g} + \sqrt{1 - \beta} u_i$ is symmetric. Since the central finite difference method already introduces symmetry, the second-order term cancels out as discussed in Section B. Therefore, s_i is not necessary in theory. However, in practice, we find using s_i can improve the performance slightly. For example, when we train Resnet-50 on Imagenet-100, we notice that FOGZO (with s_i) achieves a training loss of 0.3872 (averaged over 5 runs), whereas a variant of FOGZO without s_i achieves a training loss of 0.3883 (averaged over 5 runs). We attribute this to floating point error breaking the symmetry of the central finite difference method. Therefore, we include s_i in FOGZO for its empirical performance gain.

D Operation-Wise Jacobian Estimators

In this section, we prove several rounding/sign gradient estimators, also known as STEs, are expressible as randomized smoothing variants of round/sign. We denote round as R and sign as S . A smooth approximation of some function h with smoothness ϵ and perturbation $p(u)$ is denoted as $h_{\epsilon,p(u)}$. In the main text, $h_{\epsilon,p(u)}$ is simply referred to as h_{smooth} .

D.1 The Identity Function

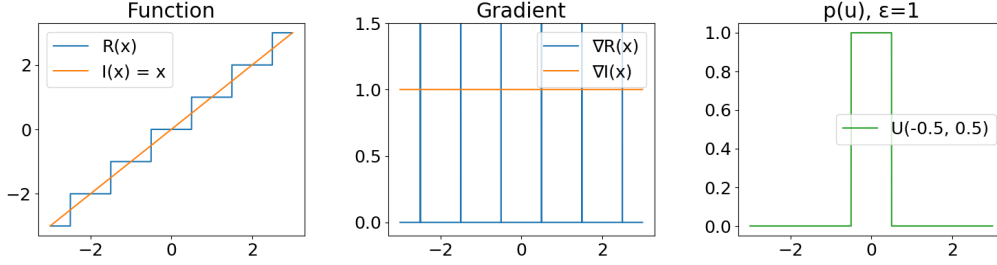


Figure 5: The identity STE uses the identity function to approximate rounding.

The identity STE (3) uses the identity function $I(x) = x$, visualized in Figure 5.

Statement to prove: $I(x) = R_{\epsilon,p(u)}(x)$, where $p(u) = U(-0.5/\epsilon, 0.5/\epsilon)$.

$$\begin{aligned}
 R_{\epsilon,U(-0.5/\epsilon,0.5/\epsilon)}(x) &= E_{u \sim U(-0.5/\epsilon,0.5/\epsilon)}[R(x + \epsilon u)] \\
 &= \int_{u=-0.5/\epsilon}^{0.5/\epsilon} R(x + \epsilon u) p(u) du \\
 &= \int_{u=-0.5/\epsilon}^{0.5/\epsilon} R(x + \epsilon u) \epsilon du
 \end{aligned} \tag{20}$$

We substitute $z = x + \epsilon u$, $u = (z - x)/\epsilon$, and $du = dz/\epsilon$

$$\begin{aligned}
 R_{\epsilon,U(-0.5/\epsilon,0.5/\epsilon)}(x) &= \int_{z=x-0.5}^{x+0.5} R(z) dz \\
 &= \int_{z=x-0.5}^{\lfloor x \rfloor + 0.5} R(z) dz + \int_{z=\lfloor x \rfloor + 0.5}^{x+0.5} R(z) dz \\
 &= \int_{z=x-0.5}^{\lfloor x \rfloor + 0.5} \lfloor x \rfloor dz + \int_{z=\lfloor x \rfloor + 0.5}^{x+0.5} \lceil x \rceil dz \\
 &= \lfloor x \rfloor (\lfloor x \rfloor + 0.5 - (x - 0.5)) + \lceil x \rceil (x + 0.5 - (\lfloor x \rfloor + 0.5)) \\
 &= \lfloor x \rfloor (\lfloor x \rfloor - x + 1) + \lceil x \rceil (x - \lfloor x \rfloor) \\
 &= \lfloor x \rfloor (\lfloor x \rfloor - x) + \lceil x \rceil (x - \lfloor x \rfloor) + \lfloor x \rfloor \\
 &= (-\lfloor x \rfloor)(x - \lfloor x \rfloor) + \lceil x \rceil (x - \lfloor x \rfloor) + \lfloor x \rfloor \\
 &= (\lceil x \rceil - \lfloor x \rfloor)(x - \lfloor x \rfloor) + \lfloor x \rfloor \\
 &= (x - \lfloor x \rfloor) + \lfloor x \rfloor \\
 &= x \quad \square
 \end{aligned} \tag{21}$$

To ensure $p(u)$ has unit variance, we can use $\epsilon = 0.5/\sqrt{3}$ and $p(u) = U(-\sqrt{3}, \sqrt{3})$.

D.2 Hardtanh

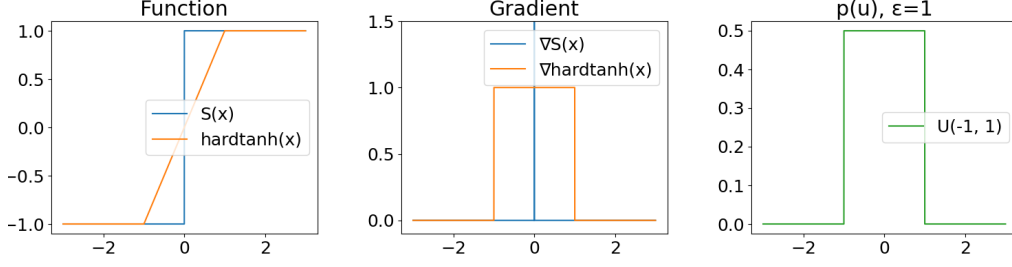


Figure 6: The Hardtanh function approximates the sign function.

The Hardtanh STE (38) uses the hardtanh function defined as follows:

$$\text{hardtanh}(x) = \begin{cases} -1, & \text{if } x < -1, \\ 1, & \text{if } x > 1, \\ x, & \text{otherwise} \end{cases} \quad (22)$$

Statement to prove: $\text{hardtanh}(x) = S_{\epsilon, p(u)}(x)$, where $p(u) = U(-1/\epsilon, 1/\epsilon)$.

$$\begin{aligned} S_{\epsilon=1, U(-1/\epsilon, 1/\epsilon)}(x) &= E_{u \sim U(-1/\epsilon, 1/\epsilon)}[S(x + \epsilon u)] \\ &= \int_{u=-1/\epsilon}^{1/\epsilon} S(x + \epsilon u) p(u) du \\ &= \frac{\epsilon}{2} \int_{u=-1/\epsilon}^{1/\epsilon} S(x + \epsilon u) du \end{aligned} \quad (23)$$

We substitute $z = \epsilon u$, $u = z/\epsilon$, and $du = dz/\epsilon$.

$$S_{\epsilon=1, U(-1/\epsilon, 1/\epsilon)}(x) = \frac{1}{2} \int_{z=-1}^1 S(x + z) dz \quad (24)$$

- We first consider the case $-1 \leq x \leq 1$.

$$\begin{aligned} S_{\epsilon=1, U(-1/\epsilon, 1/\epsilon)}(x) &= \frac{1}{2} \int_{-1}^1 S(x + u) du \\ &= \frac{1}{2} \int_{-1}^{-x} S(x + u) du + \frac{1}{2} \int_{-x}^1 S(x + u) du \\ &= -\frac{1}{2} \int_{-1}^{-x} 1 du + \frac{1}{2} \int_{-x}^1 1 du \\ &= -\frac{1}{2}((-x) - (-1)) + \frac{1}{2}(1 + x) \\ &= \frac{1}{2}(x - 1) + \frac{1}{2}(1 + x) \\ &= \frac{1}{2}(x - 1 + 1 + x) \\ &= \frac{1}{2}(2x) \\ &= x \end{aligned} \quad (25)$$

- Then we consider the case $x < -1$.

$$\begin{aligned}
S_{\epsilon=1, U(-1/\epsilon, 1/\epsilon)}(x) &= \frac{1}{2} \int_{-1}^1 S(x+u) du \\
&= -\frac{1}{2} \int_{-1}^1 1 du \\
&= -\frac{1}{2}(1 - (-1)) \\
&= -\frac{1}{2}2 \\
&= -1
\end{aligned} \tag{26}$$

- Finally, we consider the case $x > 1$.

$$\begin{aligned}
S_{\epsilon=1, U(-1/\epsilon, 1/\epsilon)}(x) &= \frac{1}{2} \int_{-1}^1 S(x+u) du \\
&= \frac{1}{2} \int_{-1}^1 1 du \\
&= \frac{1}{2}(1 - (-1)) \\
&= \frac{1}{2}2 \\
&= 1 \square
\end{aligned} \tag{27}$$

To ensure $p(u)$ has unit-variance, we can use $\epsilon = 1/\sqrt{3}$ and $p(u) = U(-\sqrt{3}, \sqrt{3})$.

D.3 Tanh-Based Functions

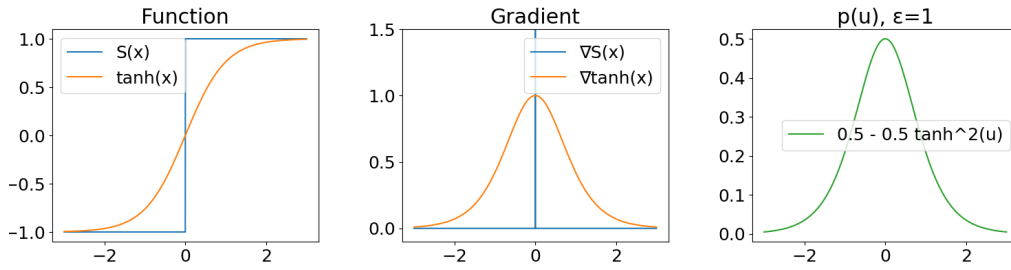


Figure 7: The tanh function approximates the sign function.

The tanh STE (38) uses the tanh function, which corresponds to smoothing the sign function via a perturbation distribution with PDF $p(u) = \frac{\epsilon}{2}(1 - \tanh^2(\epsilon u))$ and CDF $P(u) = \frac{1}{2} + \frac{1}{2}\tanh(\epsilon u)$. This distribution is equivalent to a logistic distribution with mean 0 and scale $\frac{1}{2\epsilon}$.

Statement to prove: $\tanh(x) = S_{\epsilon, p(u)}(x)$, where $p(u) = \frac{\epsilon}{2}(1 - \tanh^2(\epsilon u))$.

$$\begin{aligned}
S_{\epsilon=1, p(u)}(x) &= E_{u \sim p(u)}[S(x + \epsilon u)] \\
&= \int_{-\infty}^{\infty} S(x + \epsilon u) p(u) du \\
&= \int_{-\infty}^{-x/\epsilon} S(x + \epsilon u) p(u) du + \int_{-x/\epsilon}^{\infty} S(x + \epsilon u) p(u) du \\
&= \int_{-\infty}^{-x/\epsilon} -p(u) du + \int_{-x/\epsilon}^{\infty} p(u) du \\
&= -\frac{1}{2} \int_{-\infty}^{-x/\epsilon} \epsilon(1 - \tanh^2(\epsilon u)) du + \frac{1}{2} \int_{-x/\epsilon}^{\infty} \epsilon(1 - \tanh^2(\epsilon u)) du \quad (28) \\
&= -\frac{1}{2} [\tanh(\epsilon u)]_{-\infty}^{-x/\epsilon} + \frac{1}{2} [\tanh(\epsilon u)]_{-x/\epsilon}^{\infty} \\
&= -\frac{1}{2} [\tanh(-x) - \tanh(-\infty)] + \frac{1}{2} [\tanh(\infty) - \tanh(-x)] \\
&= -\frac{1}{2} \tanh(-x) + \frac{1}{2} \tanh(-\infty) + \frac{1}{2} \tanh(\infty) - \frac{1}{2} \tanh(-x) \\
&= -\frac{1}{2} \tanh(-x) - \frac{1}{2} \tanh(-x) \\
&= -\tanh(-x) \\
&= \tanh(x) \quad \square
\end{aligned}$$

To ensure $p(u)$ has unit variance, we use $\epsilon = \frac{\pi}{\sqrt{12}}$ and $p(u) = \frac{\epsilon}{2}(1 - \tanh^2(\epsilon u))$.

Soft Rounding(2) and HTGE (36) utilize the fact that:

$$R(x) = \lfloor x \rfloor + 0.5 + \frac{1}{2} S(x - (\lfloor x \rfloor + 0.5)) \quad (29)$$

Rather than smoothing R , Soft Rounding and HTGE use \tanh to smooth S in Equation 29. As we have proved that \tanh is a randomized smoothing variant of S , we omit further discussion of Soft Rounding and HTGE.

D.4 Polynomial-based Functions

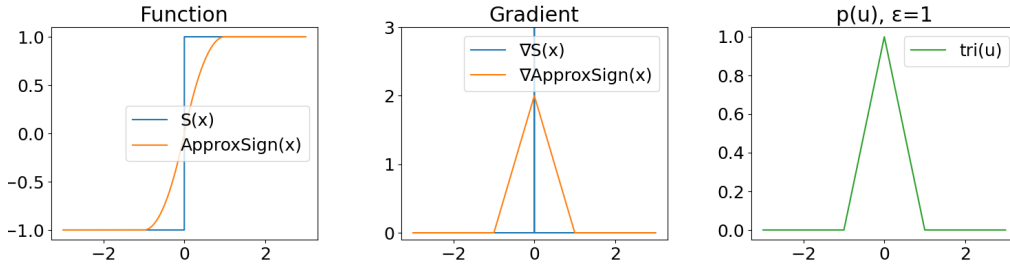


Figure 8: The ApproxSign function approximates the sign function.

The ApproxSign STE (26) uses the ApproxSign function, defined as:

$$\text{ApproxSign}(x) = \begin{cases} -1, & \text{if } x < -1 \\ 2x + x^2, & \text{if } -1 \leq x < 0 \\ 2x - x^2, & \text{if } 0 \leq x < 1 \\ 1, & \text{otherwise} \end{cases} \quad (30)$$

Its derivative is defined as:

$$\nabla \text{ApproxSign}(x) = \begin{cases} 2 + 2x, & \text{if } -1 \leq x < 0 \\ 2 - 2x, & \text{if } 0 \leq x < 1 \\ 0, & \text{otherwise} \end{cases} \quad (31)$$

Statement to prove: $\text{ApproxSign}(x) = S_{\epsilon, p(u)}(x)$, where $p(u) = \epsilon \cdot \text{tri}(\epsilon u)$. The tri function is defined as:

$$\text{tri}(u) = \begin{cases} 1 - |u|, & \text{if } |u| \leq 1 \\ 0, & \text{otherwise} \end{cases} \quad (32)$$

We know that

$$\begin{aligned} S_{\epsilon, \epsilon \cdot \text{tri}(\epsilon u)}(x) &= E_{u \sim \epsilon \cdot \text{tri}(\epsilon u)}[S(x + \epsilon u)] \\ &= \int_{u=-1/\epsilon}^{1/\epsilon} S(x + \epsilon u) \epsilon \cdot \text{tri}(\epsilon u) du \end{aligned} \quad (33)$$

We substitute $z = \epsilon u$, $u = z/\epsilon$, and $du = dz/\epsilon$.

$$S_{\epsilon, \epsilon \cdot \text{tri}(\epsilon u)}(x) = \int_{z=-1}^1 S(x + z) \text{tri}(z) dz \quad (34)$$

We now consider four cases:

- $x \geq 1$:

The integration bound implies that $z \geq -1$; therefore, $x + z \geq 0$ and $S(z) = 1$.

$$S_{\epsilon, \epsilon \cdot \text{tri}(\epsilon u)}(x) = \int_{-1}^1 S(x + z) \text{tri}(z) dz = \int_{-1}^1 \text{tri}(z) dz = 1 \quad (35)$$

- $x < -1$:

The integration bound implies that $z \leq 1$; therefore, $x + z < 0$ and $S(z) = -1$.

$$S_{\epsilon, \epsilon \cdot \text{tri}(\epsilon u)}(x) = \int_{-1}^1 S(x + z) \text{tri}(z) dz = \int_{-1}^1 -\text{tri}(z) dz = -1 \quad (36)$$

- $-1 \leq x < 0$:

$$\begin{aligned} S_{\epsilon, \epsilon \cdot \text{tri}(\epsilon u)}(x) &= \int_{-1}^1 S(x + z) \text{tri}(z) dz \\ &= \int_{-1}^0 S(x + z) \text{tri}(z) dz + \int_0^{-x} S(x + z) \text{tri}(z) dz + \int_{-x}^1 S(x + z) \text{tri}(z) dz \\ &= \int_{-1}^0 -\text{tri}(z) dz + \int_0^{-x} -\text{tri}(z) dz + \int_{-x}^1 \text{tri}(z) dz \\ &= -0.5 + \int_0^{-x} -(1 - z) dz + \int_{-x}^1 (1 - z) dz \\ &= -0.5 + \left[-z + \frac{1}{2} z^2 \right]_0^{-x} + \left[z - \frac{1}{2} z^2 \right]_{-x}^1 \\ &= -0.5 + \left(x + \frac{1}{2} x^2 \right) + 0.5 - \left(-x - \frac{1}{2} x^2 \right) \\ &= 2x + x^2 \end{aligned} \quad (37)$$

- $0 \leq x < 1$:

$$\begin{aligned}
S_{\epsilon=1, \text{tri}(z)}(x) &= \int_{-1}^1 S(x+z) \text{tri}(z) dz \\
&= \int_{-1}^{-x} S(x+z) \text{tri}(z) dz + \int_{-x}^0 S(x+z) \text{tri}(z) dz + \int_0^1 S(x+z) \text{tri}(z) dz \\
&= \int_{-1}^{-x} -\text{tri}(z) dz + \int_{-x}^0 \text{tri}(z) dz + \int_0^1 \text{tri}(z) dz \\
&= \int_{-1}^{-x} -(1+z) dz + \int_{-x}^0 (1+z) dz + 0.5 \\
&= \left[-z - \frac{1}{2}z^2 \right]_{-1}^{-x} + \left[z + \frac{1}{2}z^2 \right]_{-x}^0 + 0.5 \\
&= \left(x - \frac{1}{2}x^2 \right) - 0.5 + -(-x + \frac{1}{2}x^2) + 0.5 \\
&= 2x - x^2 \square
\end{aligned} \tag{38}$$

To ensure $p(u)$ has unit variance, we can use $\epsilon = \frac{1}{\sqrt{6}}$ and $p(u) = \frac{1}{\sqrt{6}} \cdot \text{tri}\left(\frac{u}{\sqrt{6}}\right)$, or equivalently the following:

$$p(u) = \begin{cases} \frac{1}{\sqrt{6}}(1 - |u/\sqrt{6}|), & \text{if } |u| \leq \sqrt{6} \\ 0, & \text{otherwise} \end{cases} \tag{39}$$

D.5 Confidence-Guided Masking (CGM)

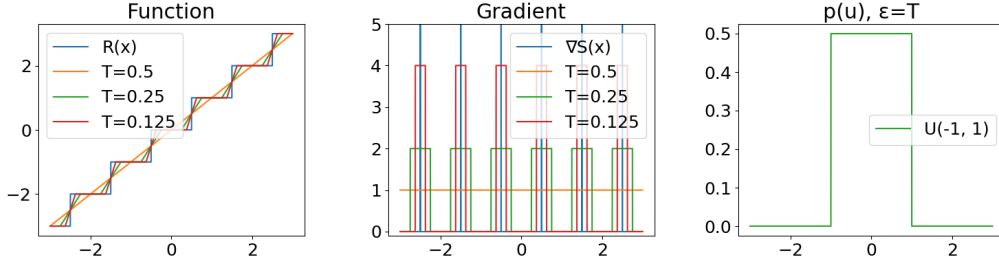


Figure 9: Confidence-Guided Masking approximates rounding.

Confidence-Guided Masking (25) uses a hyperparameter confidence threshold $0 < T \leq 0.5$, and is defined as follows:

$$\nabla \text{CGM}(x) = \begin{cases} 0 & , \text{if } |x - R(x)| < 0.5 - T, \\ 1 & , \text{otherwise} \end{cases} \tag{40}$$

This is equivalent to using the following gradient, but with the learning rate scaled by a factor of $2T$.

$$\nabla \text{CGM}_{\text{scaled}}(x) = \begin{cases} 0 & , \text{if } |x - R(x)| < 0.5 - T, \\ \frac{1}{2T} & , \text{otherwise} \end{cases} \tag{41}$$

We prove that $\text{CGM}_{\text{scaled}}$ is equivalent to a smoothed variant of R .

Statement to prove: $\nabla \text{CGM}_{\text{scaled}}(x) = \nabla R_{\epsilon=T, U(-1,1)}(x)$.

$$\begin{aligned}
R_{\epsilon=T, U(-1,1)}(x) &= E_{u \sim U(-1,1)}[R(x + Tu)] \\
&= \int_{-1}^1 R(x + Tu)p(u)du \\
&= \frac{1}{2} \int_{-1}^1 R(x + Tu)du \\
&= \frac{1}{2T} \int_{z=x-T}^{x+T} R(z)dz
\end{aligned} \tag{42}$$

- We first consider the case $x + T < \lfloor x \rfloor + 0.5$.
This means $R(x - T) = R(x) = R(x + T) = \lfloor x \rfloor$ and $x - \lfloor x \rfloor = x - R(x) < 0.5 - T$, which is the positive half of $|x - R(x)| < 0.5 - T$.

$$\begin{aligned}
R_{\epsilon=T, U(-1,1)}(x) &= \frac{1}{2T} \int_{z=x-T}^{x+T} R(z)dz \\
&= \frac{1}{2T} \int_{z=x-T}^{x+T} \lfloor x \rfloor dz \\
&= \frac{1}{2T} (\lfloor x \rfloor)((x + T) - (x - T)) \\
&= \frac{1}{2T} (\lfloor x \rfloor)(2T) \\
&= \lfloor x \rfloor
\end{aligned} \tag{43}$$

Thus, $\nabla R_{\epsilon=T, U(-1,1)}(x) = 0$ as the floor function is flat when $x + T < \lfloor x \rfloor + 0.5$.

- Next, we consider the case $x - T > \lfloor x \rfloor + 0.5$.
This means $R(x - T) = R(x) = R(x + T) = \lceil x \rceil$ and $x - \lfloor x \rfloor > 0.5 + T$, or equivalently $x - R(x) > T - 0.5$, which is the negative half of $|x - R(x)| < 0.5 - T$.

$$\begin{aligned}
R_{\epsilon=T, U(-1,1)}(x) &= \frac{1}{2T} \int_{z=x-T}^{x+T} R(z)dz \\
&= \frac{1}{2T} \int_{z=x-T}^{x+T} \lceil x \rceil dz \\
&= \frac{1}{2T} (\lceil x \rceil)((x + T) - (x - T)) \\
&= \frac{1}{2T} (\lceil x \rceil)(2T) \\
&= \lceil x \rceil
\end{aligned} \tag{44}$$

Thus $\nabla R_{\epsilon=T, U(-1,1)}(x) = 0$, as the ceiling function is flat when $x - T > \lfloor x \rfloor + 0.5$.

- Finally we consider the case $x - T \leq \lfloor x \rfloor + 0.5 \leq x + T$.
This is exactly when $|x - R(x)| < 0.5 - T$ is *false*.

$$\begin{aligned}
R_{\epsilon=T,U(-1,1)}(x) &= \frac{1}{2T} \int_{z=x-T}^{x+T} R(z) dz \\
&= \frac{1}{2T} \int_{z=x-T}^{\lfloor x \rfloor + 0.5} \lfloor x \rfloor dz + \frac{1}{2T} \int_{z=\lfloor x \rfloor + 0.5}^{x+T} \lceil x \rceil dz \\
&= \frac{1}{2T} (\lfloor x \rfloor) ((\lfloor x \rfloor + 0.5) - (x - T)) + \frac{1}{2T} (\lceil x \rceil) ((x + T) - (\lfloor x \rfloor + 0.5)) \\
&= \frac{1}{2T} (\lfloor x \rfloor) (\lfloor x \rfloor - x + 0.5 + T) + \frac{1}{2T} (\lceil x \rceil) (x - \lfloor x \rfloor - 0.5 + T) \\
&= \frac{1}{2T} (\lfloor x \rfloor) (2T) + \frac{1}{2T} (x - \lfloor x \rfloor - 0.5 + T) \\
&= \lfloor x \rfloor + \frac{1}{2T} (x - \lfloor x \rfloor - 0.5 + T)
\end{aligned} \tag{45}$$

$$\text{Thus } \nabla R_{\epsilon=T,U(-1,1)}(x) = \frac{1}{2T} \square$$

To ensure unit-variance perturbation, we can use $\epsilon = \frac{T}{\sqrt{3}}$ and $p(u) = U(-\sqrt{3}, \sqrt{3})$.

E Experiment Configurations

In this section, we discuss the configurations of our experiments.

E.1 Shallow Networks: Comparing the STE, n-SPSA, and FOGZO

We use a batch size of 512 and a learning rate of $2e-3 * \text{batch_size} / 32$. We train for 10 epochs on MNIST. We use the AdamW optimizer and the Cosine Annealing scheduler. We quantize only the weights and use a precision of 2 bits. For the quantization scale α shared among the 2 linear layers, we follow the initialization technique of LSQ (13) and set $\alpha_i = 2 \cdot \text{absmean}(\theta_i) / \sqrt{Q_P}$, where α_i is the quantization scale of layer i , and θ_i is the weights for layer i . We then perform a weighted average $\alpha = \frac{1}{d} \sum_{i=1}^l \alpha_i (\theta_i \cdot \text{numel}())$ where $d = \sum_{i=1}^l \theta_i \cdot \text{numel}()$, and l is the number of linear layers. This allows us to obtain a quantization scale α that is acceptable to both linear layers. Before training, we compute α once and never modify it during training.

In terms of weight quantizer design, we mostly follow LSQ, except that α is fixed to reduce potential factors that can prevent us from clearly identifying the strengths and weaknesses of the STE, n-SPSA, and FOGZO.

$$\hat{\theta} = \alpha \cdot \text{round}(\text{clip}(\theta/\alpha, Q_N, Q_P)) \text{ where } Q_N = -2^{p-1} \text{ and } Q_P = 2^{p-1} - 1 \tag{46}$$

However, n-SPSA and FOGZO with large sample size n are too expensive to calculate efficiently, even for a simple 2-layer MLP. As such, we use a parallelized implementation that performs n forward passes in parallel. We implement this by duplicating the model weights n times and perturbing each copy with a different sampled perturbation u_i or v_i . During each forward pass, all n copies are calculated in parallel to reduce computation time.

For the FLOPs estimation in Figure 1, we count the FLOPs of linear layers using the formula where, given an activation matrix with shape (b, c) , and weight matrix with shape (c, o) , the forward pass FLOPs is $2boc$ and the backward pass is $4boc$.

Without quantization, the 2-layer MLP can reach a training loss of 0.23. With 2-bit weight quantization and using the Straight-Through Estimator, the training loss increases to 2.02. Using FOGZO with $\beta = 0.999$ and $n = 1$, the training loss improves to 1.97.

E.2 Deeper Networks: Comparing the STE and FOGZO

In this section, we discuss the configurations of experiments on deeper networks. All models with fewer than 30 million parameters are trained on Nvidia RTX 2080 Ti GPUs with 11 GB of memory.

All models with parameter counts between 30 million and 200 million are trained on Nvidia RTX 5090 with 32 GB of RAM. All models with more than 200 million parameters are trained on Nvidia A100 80GB. We follow the training recipes and hyperparameters of (18), (48), (53), (35). We make no changes to the training recipes with a few exceptions for simplicity: we do not use EMA evaluation; we do not use gradient accumulation and simply follow the linear scaling rule (16) to scale batch size and learning rate; we keep BatchNorm in training mode but freeze the running stats when we measure the loss of the perturbed model.

E.2.1 FOGZO can Improve a Variety of STEs

We adapt the training recipe from (18) for Resnets using the source code from (37), the training recipe from (48) for DeiT, and the training recipe from (53) for LLaMAs. We train Resnet models with a single RTX 2080 Ti, DeiT models with four RTX 2080 Tis, and LLaMA models with one RTX 2080 Ti. If RTX 2080 Ti cannot fit the batch size specified in the original training recipe, we iteratively reduce the batch size by 2x and learning rate by 2x until we no longer run out of memory. Similar to Section E.1, we use a non-learnable quantization scale α shared by all linear layers in a model, calculated with the weighted average of all LSQ quantization scale initialization. Since LSQ does not support 1-bit quantization, we instead adapt the quantization scale calculation from (28), which uses $\alpha_i = \text{absmean}(\theta_i)$, if the target STE (tanh and ApproxSign) is designed for 1-bit quantization. For Resnets, we additionally implement a zeroth-order-safe BatchNorm, which simply disables the update of running statistics during zeroth-order operations in Algorithm 1.