

RoboMME: Benchmarking and Understanding Memory for Robotic Generalist Policies

Yinpei Dai¹ Hongze Fu¹ Jayjun Lee¹ Yuejiang Liu² Haoran Zhang¹
Jianing Yang³ Chelsea Finn² Nima Fazeli^{1,†} Joyce Chai^{1,†}
¹University of Michigan ²Stanford University ³Figure AI

{daiyp, hongzefu, nfz, chaijy}@umich.edu

[†]Equal advising

Abstract

*Memory is critical for long-horizon and history-dependent robotic manipulation. Such tasks often involve counting repeated actions or manipulating objects that become temporarily occluded. Recent vision-language-action (VLA) models have begun to incorporate memory mechanisms; however, their evaluations remain confined to narrow, non-standardized settings. This limits their systematic understanding, comparison, and progress measurement. To address these challenges, we introduce **RoboMME**: a large-scale standardized benchmark for evaluating and advancing VLA models in long-horizon, history-dependent scenarios. Our benchmark comprises 16 manipulation tasks constructed under a carefully designed taxonomy that evaluates temporal, spatial, object, and procedural memory. We further develop a suite of 14 memory-augmented VLA variants built on the $\pi_{0.5}$ backbone to systematically explore different memory representations across multiple integration strategies. We show that the effectiveness of memory representations is highly task-dependent, with each design offering distinct advantages and limitations across different tasks. Videos and code can be found at <https://robomme.github.io/>.*

1. Introduction

Open-world robotic manipulation often requires reasoning over history and recalling information from past interactions. For instance, a household robot may be asked to return books to their original positions on a shelf, or fold laundry after observing a human demonstration. In such scenarios, relying solely on immediate perception for action is insufficient. Effective execution depends on retrieving relevant information across time, which we broadly refer to as *memory*.

Prior work incorporates memory into robotic manipulation policies through three main representations: (1)

symbolic memory, which summarizes history using non-differentiable abstractions, such as point-tracking trajectories [10] and language-based subgoals [31]; (2) *perceptual memory*, which represents history as a group of visual features, including multi-frame visual tokens [19] and memory banks [14, 28]; and (3) *recurrent memory*, which compresses contextual features into fixed-size latent states through recurrent models [23, 40]. While demonstrating the importance of memory, these methods rely on different policy backbones and inconsistent evaluation protocols, making it unclear which memory designs generalize across tasks. Progress is further limited by the absence of benchmarks that capture diverse and challenging memory requirements. MemoryBench [14] is the first benchmark to explicitly evaluate spatial memory, but it contains only three near-solved tasks. MIKASA-Robo [11] introduces several history-dependent tasks, yet they remain short-horizon and lack sufficient high-quality demonstrations for effective vision-language-action (VLA) imitation learning. Consequently, existing benchmarks neither capture realistic memory demands nor provide a standardized testbed for systematically evaluating memory-augmented manipulation policies.

To address these limitations, we present **RoboMME**: a unified large-scale **R**obotic simulation benchmark designed for **M**emory-augmented **M**anipulation **E**valuation. Drawing inspiration from cognitive theories of human memory [1], RoboMME categorizes memory into four cognitive dimensions: (1) *temporal memory* for event accumulation and ordering; (2) *spatial memory* for tracking object locations under occlusion and scene change; (3) *object memory* for resolving referential identity across time; and (4) *procedural memory* for reproducing previously demonstrated motion patterns. These memory types define four corresponding task suites, Counting, Permanence, Reference, and Imitation, respectively, each composed of four carefully designed tasks. In total, RoboMME contains 16 diverse long-horizon tasks with 1,600 demonstrations.

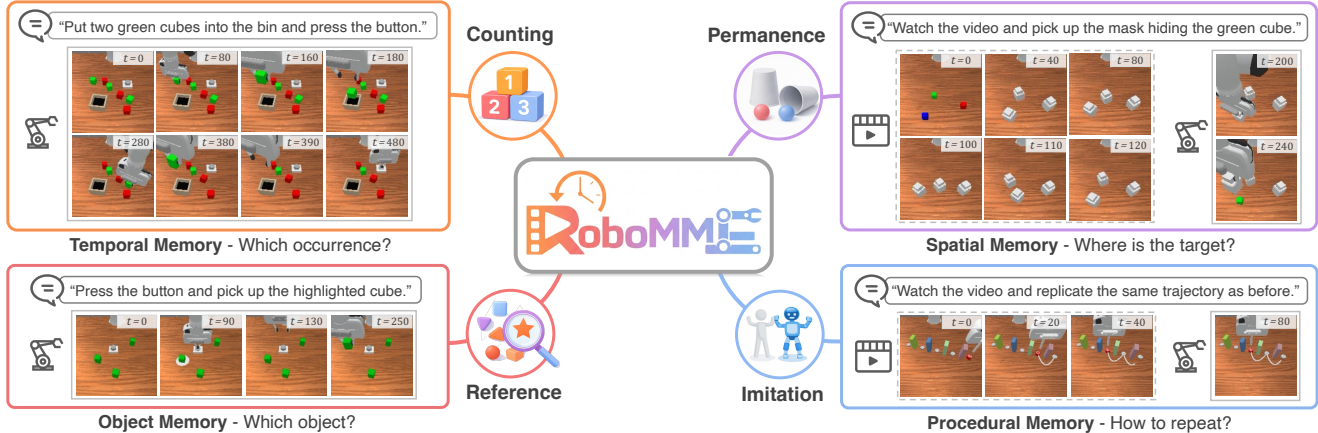


Figure 1. **RoboMME** is a large-scale robotic benchmark for evaluating memory-augmented manipulation, comprising four task suites that emphasize distinct memory demands. (1) The *Counting* suite targets *temporal memory*, requiring robots to accumulate and reason over past events, e.g., counting placed green cubes and stopping correctly (top-left). (2) The *Permanence* suite focuses on *spatial memory*, requiring tracking of object locations under occlusion and environmental changes, e.g., resolving the correct mask after green and blue cubes swap positions (top-right). (3) The *Reference* suite evaluates *object memory*, requiring identification under varied referential cues, e.g., recalling a briefly highlighted cube during a button press (bottom-left). (4) The *Imitation* suite assesses *procedural memory*, measuring the ability to reproduce previously demonstrated behaviors, e.g., replicating a demonstrated trajectory (bottom-right).

Building on RoboMME, we develop a family of 14 memory-augmented VLA models based on the $\pi_{0.5}$ backbone [4] to systematically study how different memory representations influence manipulation performance. Symbolic memory is implemented as language subgoals concatenated with task instructions, explicitly encoding history in natural language without modifying the backbone. Differentiable neural representations, including perceptual and recurrent memory, are integrated through three mechanisms: (1) *memory-as-context*, which appends memory embeddings to the inputs for joint processing; (2) *memory-as-modulator*, which conditions the action expert via adaptive LayerNorm [27] to modulate intermediate activations; and (3) *memory-as-expert*, which adds a dedicated memory expert that interacts with the action expert through block-wise causal attention [3].

Interestingly, our experiments show that no single memory representation or integration strategy consistently performs well across all tasks, indicating that conclusions from prior work may not generalize. Instead, effectiveness is highly task-dependent: symbolic memory excels at counting and short-horizon reasoning, while perceptual memory is critical for time-sensitive and motion-centric behaviors. Among all variants, perceptual memory combined with the memory-as-modulator design achieves the best balance between performance and computational efficiency. Together, these results establish the first comprehensive framework for understanding memory in manipulation, and represent a step toward reliable, long-horizon, history-dependent robotic generalist policies.

2. Related Work

Memory-based Robotic Manipulation Benchmarks. Most prior robotic manipulation benchmarks [21, 22, 25, 41] implicitly involve temporal memory but rarely require it: policies conditioned only on the current observation can already achieve high success rates [4, 13, 36]. This suggests that success often relies on local perception rather than true history-based reasoning. For example, object states are continually updated during online execution, allowing the agent to infer the next subtask without relying on past observations. MemoryBench [14] is the first attempt to introduce explicit memory requirements, focusing on spatial location recall, but its tasks remain simple and nearly solved. MIKASA-Robo [11], originally designed for reinforcement learning, includes some memory-related tasks, yet these tasks remain short in horizon, are limited in long-term dependencies, and lack sufficient high-quality demonstrations for effective imitation learning. Recent memory-based policies [28, 31] are typically evaluated on narrow, self-designed tasks, hindering systematic comparison and understanding. In contrast, RoboMME provides a challenging testbed with *explicit* history dependence, with diverse memory types and sufficient demonstrations.

Memory-based Robotic Manipulation Models. Existing approaches can be broadly categorized according to their memory representations. (1) *Symbolic memory* relies on non-differentiable abstractions derived from interaction history or external modules. For example, HistRISE [10] tracks object-centric 3D points as symbolic states, UniVLA [5] incorporates temporal context by adding past actions into

input prompts. More recent methods, such as MemER [31] and Gemini-Robotics-1.5 [33], generate language-based sub-goals with large vision-language models, offloading long-term memory reasoning to agentic pipelines, but introduce costly modular inference and preclude end-to-end optimization. (2) *Perceptual memory* represents history as differentiable visual or multimodal features. ContextVLA [19] appends past visual tokens directly to the transformer input as raw contextual tokens. In contrast, memory-bank approaches encode visual features together with auxiliary signals, such as task instructions [20, 28] or action heatmaps [14], and cache these multimodal embeddings for subsequent retrieval. (3) *Recurrent memory* compresses history into fixed-size latent states through iterative updates. Early work, such as BC-RNN [24], models temporal dependencies using recurrent neural networks. More recent approaches, including MTIL [40] and RoboMamba [23], adopt Mamba-style state-space models [15] to better capture long-horizon dependencies. To evaluate different memory designs, we construct a family of memory-augmented VLA models on the same backbone and evaluate diverse memory representations and integration strategies under a controlled, standardized setting.

3. RoboMME Benchmark

The aim of RoboMME is to rigorously evaluate history-dependent behavior in robotic manipulation. All tasks are intentionally constructed to be non-Markovian, requiring models to reason over past observations that are no longer visible at the current step. Memory is essential for these tasks because identical observations can arise from different histories yet require different actions.

3.1. Cognitively-Motivated Task Design

To systematically evaluate history-dependent, long-horizon manipulation, we ground our task design in established cognitive models of human memory. Classical theories [1] divide long-term memory into *procedural* and *declarative* types, with declarative memory further divided into *episodic* and *semantic* forms. In particular, episodic memory supports recall of events and experiences, including temporal order, spatial context, and object identity [2, 8, 17], whereas procedural memory encodes motor skills acquired through practice [30]. Both are essential and relevant for memory-augmented manipulation, motivating the four memory types defined below.

- **Temporal memory:** Tracks event counts, sequence ordering, and transition conditions across steps, e.g., determining when to proceed to the next subtask.
- **Spatial memory:** Maintains object locations and spatial relationships, especially when current visual information becomes unreliable due to occlusion or scene changes.
- **Object memory:** Preserves referential consistency over

time, enabling reliable object identification from visual, language, or action cues.

- **Procedural memory:** Reproduces previously demonstrated motion patterns or manipulation behaviors.

These four memory types correspond to the cognitive dimensions of when (temporal), where (spatial), what (object), and how (procedural). RoboMME is organized around these dimensions into four task suites, Counting, Permanence, Reference, Imitation, each emphasizing a primary memory type for controlled evaluation. Fig. 1 illustrates an overview of RoboMME. Specifically, the Counting suite targets *temporal memory* by requiring agents to repeat actions a specified number of times, including pick-and-place, linear swinging, and time-critical tasks. The Permanence suite focuses on *spatial memory*, evaluating object location tracking from pre-recorded videos or during concurrent manipulation. The Reference suite evaluates *object memory* through persistent identity resolution under visual, action-based, and language-based referential cues. The Imitation suite targets *procedural memory* by requiring agents to reproduce demonstrated motion patterns, such as pushing, inserting, and sequential linear or circular motions. Tab. 1 summarizes the tasks, with detailed descriptions in Sec. E.

3.2. Benchmark Construction

We build on the ManiSkill simulator [26] using a tabletop environment with a 7-DOF Franka Panda arm. Training episodes are generated by replaying predefined keyframe waypoints and are recorded as dense trajectories.

Observations and Actions. At each timestep, the robot receives multi-view RGB observations from front- and wrist-mounted cameras (both 256×256), along with proprioceptive states including joint positions, end-effector (EEF) pose, and gripper state. The action space is defined in either absolute joint space or absolute EEF space: joint-space actions are 8D (7 joints + gripper), EEF-space actions are 7D (3D position, Euler orientation, and gripper). Tasks in the Imitation suite and those prefixed with “Video” use video-based observations (a sequence of historical frames with paired proprioception) at the initial step, whereas all other tasks use image-based observations (a single current frame with paired proprioception). During execution, all tasks provide image-based observations at every timestep.

Benchmark Comparison. Tab. 2 provides a detailed comparison with prior benchmarks. Most existing benchmarks [16, 25, 38] are designed to emphasize long-horizon planning and task complexity. While these tasks may implicitly require temporal reasoning, they do not explicitly enforce other types of memory, as decisions can typically be made from immediate observations alone. In contrast, RoboMME introduces greater environmental complexity and video-conditioned tasks, and is the first to systematically

Task Name	Memory Type	Avg. #Steps	Task Challenge	Brief Description
Task Suite: Counting				
PickXTimes	T	538	count	Pick and place a cube of a given color for a specified number of repetitions.
BinFill	T	604	count	Place a specified number of cubes of a given color into the bin as the cubes appear over time.
SwingXTimes	T	435	count, swing-motion	Swing a cube back and forth between two targets for a specified number of cycles.
StopCube	T	317	count, time-critical	Press a button <i>exactly</i> when a moving cube reaches the target at a specified occurrence.
Task Suite: Permanence				
VideoUnmask	S	217	occlusion	Given a video in which all cubes are masked, uncover the cube of a specified color.
ButtonUnmask	S	267	occlusion	Press the button, during which all cubes are masked, then uncover the cube of a specified color.
VideoUnmaskSwap	S	348	occlusion, tracking	Given a video in which all cubes are masked and containers dynamically swap positions, uncover the cube of a specified color.
ButtonUnmaskSwap	S	400	occlusion, tracking	Press the button, during which all cubes are masked and containers dynamically swap positions, then uncover the cube of a specified color.
Task Suite: Reference				
PickHighlight	O	346	visual-referential	Pick up all cubes that were visually highlighted in a short time during interaction.
VideoRepick	O + T	687	action-referential, tracking, count	Given a video showing a cube being manipulated and relocated, pick up the same cube for a specified number of repetitions.
VideoPlaceButton	O + T	974	language-referential, long-video, tracking	Given a video with interleaved cube placement and button pressing, place the cube on the target specified by a language-described temporal reference (e.g., <i>the target after pressing the button</i>).
VideoPlaceOrder	O + T	1134	language-referential, long-video, tracking	Given a video showing cube placement across multiple targets, place the cube on the target specified by a language-described ordinal reference (e.g., <i>the second target</i>).
Task Suite: Imitation				
MoveCube	P	394	contact-mode, tool-use	Given a video showing cube transport, replicate the same demonstrated manipulation strategy (e.g., <i>pick-and-place, pushing with the gripper, or hooking with a stick</i>).
InsertPeg	P + O	479	precise-motion	Given a video showing peg insertion, grasp the same peg at the same end and insert it into a box following the same demonstrated direction.
PatternLock	P	208	linear-motion	Given a video showing a linear moving pattern, reproduce the same trajectory on the targets.
RouteStick	P	370	circular-motion	Given a video showing a circular routing pattern, reproduce the same trajectory around sticks.

Table 1. **Task Summary.** Overview of all tasks, their corresponding memory types, average total timesteps, and key challenges.

Dataset	Environment Complexity			Condition		Annotation		Memory Type	Total #Tasks	Total #Demos	Avg. #Steps
	Non-Markov	Partial Obs.	Dynamic	Vid.	Lang.	Subgoal	Keyframe				
RLBench18 [18, 29]	✗	✗	✗	✗	✓	✗	✓	T	18	1,800	137
CALVIN [25]	✗	✗	✗	✗	✓	✓	✓	T	34	1,000	584
LIBERO [22]	✗	✗	✗	✗	✓	✗	✗	T	130	6,500	162
VLABench [38]	✗	✗	✗	✗	✓	✗	✗	T	100	1,600	115
RoboCerebra [16]	✗	✗	✓	✗	✓	✓	✗	T	100	1,000	2,972
MemoryBench [14]	✓	✗	✗	✗	✓	✗	✓	T+S	3	300	312
MIKASA-robo (VLA) [11]	✓	✓	✓	✗	✗	✗	✗	T+S+O	12	1,250	72
RoboMME (Ours)	✓	✓	✓	✓	✓	✓	✓	T+S+O+P	16	1,600	481

Table 2. **Benchmark Comparison.** The upper section lists general-purpose benchmarks and the lower memory-based benchmarks. Memory types include temporal (T), spatial (S), object (O), and procedural (P). Environment complexity captures non-Markovian structure, partial observability, and dynamic scene change. Condition denotes initial inputs (Vid. for video observations; Lang. for language instructions). Annotations indicate the availability of language-based subgoals or keyframe timesteps for auxiliary supervision.

cover four types of memory: temporal, spatial, object, and procedural.

Data Curation. To enhance behavioral diversity, particularly failure recovery, which is important for imitation learning [12], we inject 5% noise to keyframe waypoints and then recovering to the normal trajectory. Tasks are further stratified into easy, medium, and hard levels based on scene clutter,

horizon length, and environmental dynamics. To ensure data quality, we filter out built-in planner failures for training and evaluation environment seeds. The final dataset spans 16 tasks with 100 episodes each, yielding 770k timesteps. Individual episodes range from a few hundred to over one thousand steps, reflecting long-horizon, history-dependent behaviors.

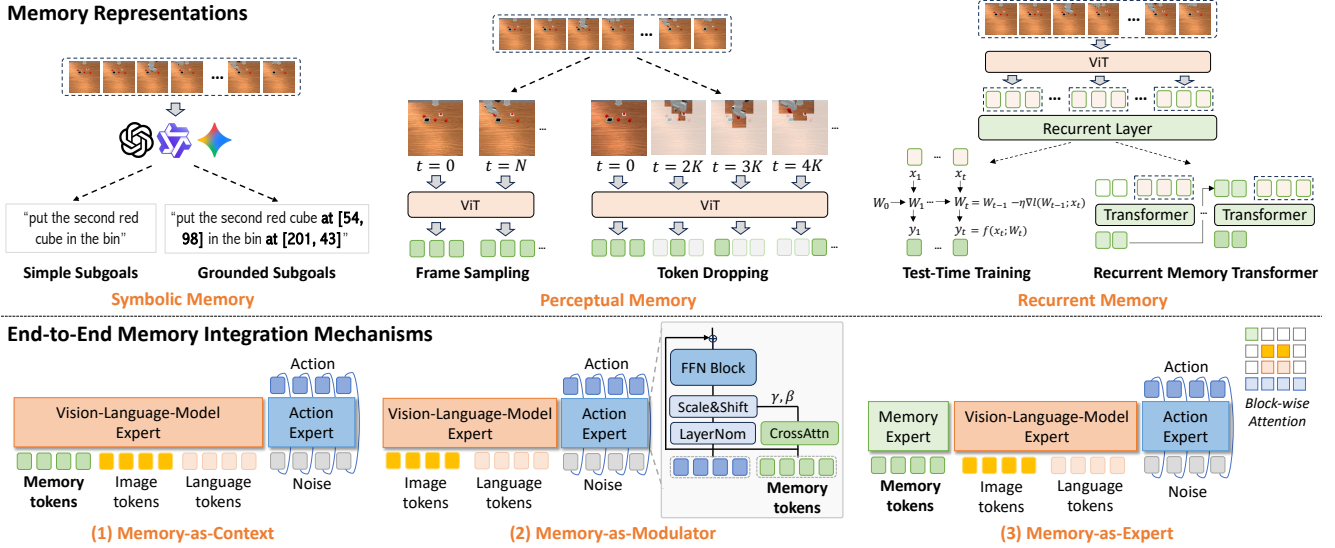


Figure 2. **Framework of MME-VLA Suite.** The top part illustrates three memory representations, each with two instantiations: (1) *Symbolic Memory* summarizes past interactions as high-level abstractions via language-based subgoals, optionally grounded to image pixels; (2) *Perceptual Memory* encodes history as raw visual tokens, using either token dropping to remove redundancy or uniform frame sampling to preserve essential context; (3) *Recurrent Memory* compresses history into fixed-size latent states through test-time training or recurrent memory transformers. The bottom part shows three integration strategies consistent with $\pi_{0.5}$: (1) *Memory-as-Context* concatenates memory tokens with observation tokens (e.g., images, task instructions, and proprioception); (2) *Memory-as-Modulator* applies adaptive LayerNorm to modulate the action expert, where action features cross-attend to memory tokens via multi-head attention; (3) *Memory-as-Expert* adds a separate memory expert that interacts with other experts through block-wise causal attention.

4. Memory-Augmented Manipulation Policies

Building on RoboMME, we construct a family of memory-augmented vision-language-action (VLA) models based on the $\pi_{0.5}$ backbone, collectively termed the **MME-VLA suite**. We systematically compare different memory representations and integration mechanisms under controlled settings, as illustrated in Fig. 2. More detailed model formulations are provided in Sec. A.

4.1. Memory Representations

We study three representations: *symbolic*, *perceptual*, and *recurrent*. Symbolic memory uses discrete language tokens, while the latter two provide differentiable neural features.

Symbolic Memory is represented as interpretable language subgoals, as correct subgoals imply effective history summarization. At each step, we leverage an auxiliary vision-language model (VLM) that conditions on the current image and prior subgoals to generate the next subgoal. We consider *simple* instructions and *grounded* variants that additionally include image coordinates (e.g., *pick up the green cube* vs. *pick up the green cube at [63, 152]*), with grounding being particularly beneficial for spatial reasoning. Notably, symbolic memory approaches typically require additional subgoal annotations to train the VLM.

Perceptual Memory is represented as a sequence of visual tokens selected from past images and extracted by the $\pi_{0.5}$

vision encoder. To select informative tokens, we adopt two strategies: (1) token dropping [37], which removes temporally redundant image patches based on RGB differences; (2) uniform frame sampling [9], which evenly downsamples the sequence and concatenates tokens from the sampled frames. In practice, we found that visual tokens alone suffice to encode history without proprioceptive states.

Recurrent Memory compresses the visual token sequence into fixed-size latent states through recurrence. We adopt two models: (1) Test-Time Training (TTT) [32, 39], which updates fast weights online via a self-supervised loss and applies them to generate output features; (2) Recurrent Memory Transformers (RMT) [6, 7], which process input sequence into segments and recurrently update a set of learnable memory slots for each segment using transformer [34].

4.2. Memory Integration Mechanisms

Symbolic memory can be naturally integrated into $\pi_{0.5}$ by concatenating subgoals with task instructions. In contrast, perceptual and recurrent memory produce neural *memory tokens* that require more architectural modifications. We therefore study three integration mechanisms.

Memory-as-Context. Memory tokens are concatenated with the original inputs and jointly processed by the VLM expert, directly influencing VLM features.

Memory-as-Modulator. We adopt adaptive LayerNorm

(AdaLN) [27] to condition the action expert on external memory. Before entering the feed-forward block in each layer, the action features cross-attend to memory tokens via multi-head attention to extract memory-aware representations. These representations are then projected into scale and shift parameters that modulate the normalized action features through AdaLN.

Memory-as-Expert. We introduce an additional lightweight memory expert that processes memory tokens through a dedicated pathway. The three experts interact via a specified blockwise causal attention scheme: the action expert attends to both the VLM and memory experts, while the VLM and memory experts do not attend to each other. This separation limits interference, preserves the original VLM behavior, and allocates specialized capacity for memory processing.

5. Experiments

In this section, we systematically evaluate all MME-VLA variants under controlled settings.

5.1. Experiment Setup

We evaluate a total of 14 VLA policies in the MME-VLA suite, along with 4 prior methods, for a systematic comparison. Implementation details are provided in Sec. B.

MME-VLA Suite. For symbolic memory, we fine-tune two $\pi_{0.5}$ variants, SIMPLESG and GROUNDSEG, which condition on simple or grounded language subgoals. Subgoals are generated by either Gemini-2.5-Pro (Gemini), a Qwen3-VL-4B model (QwenVL), or the simulator ground truth (Oracle). QwenVL is fine-tuned on subgoal annotations in our dataset to predict the next subgoal given the current image and the accumulated subgoal history, whereas Gemini relies solely on prompt engineering without task-specific fine-tuning. For perceptual memory, we use token dropping (TOKENDROP) or frame sampling (FRAMESAMP), each combined with three integration mechanisms: memory-as-context (Context), memory-as-modulator (Modul), and memory-as-expert (Expert), resulting in six additional $\pi_{0.5}$ variants. For recurrent memory, we adopt TTT or RMT with the same integration strategies, also producing six additional policies. Unless otherwise specified, we denote each variant as “METHOD+Integration/VLM”, e.g., FRAMESAMP+Modul or SIMPLESG+QwenVL.

Evaluation Protocols. For fair comparison across our MME-VLA models, we fix a memory budget of 512 tokens, matching the number of image tokens in the current observation, e.g., both the learnable tokens in RMT and the sampled tokens in TOKENDROP are capped at this limit. Evaluation uses 50 episodes per task (800 total) with environment seeds distinct from training. For every method, both MME-VLA variants and prior methods, we adopt a unified multi-task training protocol: a single policy is jointly trained across all 16 tasks, with a maximum of 1,300 steps per episode. Re-

sults are averaged over the last three checkpoints and three random seeds (nine runs total).

Prior Methods. We compare against three methods: (1) $\pi_{0.5}$, which conditions only on the current observation without any memory; (2) SAM2Act+ [14], which adopts SAM2 as a backbone to provide perceptual memory through a memory bank and predicts discrete keyframe actions that are executed by an external motion planner; (3) MemER [31], which employs a VLM to infer symbolic subgoals from accumulated keyframe images and execute them with a VLA. Unlike our symbolic variants, which condition only on the current image and subgoal history at each step, MemER selects keyframes from the most recent N images during execution and predicts symbolic subgoals using all previously selected keyframe images. It can therefore be viewed as a hybrid of perceptual and symbolic memory. When reproducing MemER, we follow their original prompts to fine-tune an additional Qwen3-VL-4B model on grounded subgoal and keyframe annotations, and execute the predicted subgoals with the GROUNDSEG policy. All prior methods are also trained as a single multi-task policy over the 16 tasks, and evaluated over three runs. We leave the inclusion of additional methods to future work.

5.2. Main Results and Analysis

The main results are summarized in Tab. 3; and complete results are provided in Sec. C. We analyze these results by addressing several key research questions below.

Q1: Which memory representations and integration mechanisms yield the strongest performance? Across all MME-VLA variants, **perceptual memory methods perform best**. In particular, FRAMESAMP+Modul achieves the highest overall success rate (44.51%), and most perceptual memory variants outperform the best symbolic and recurrent counterparts. Within perceptual memory, TOKENDROP is less effective than FRAMESAMP, likely because aggressive token pruning removes global spatial context. This loss can degrade performance on tasks such as *StopCube*, which require awareness of object distance and benefit from more holistic views. Across integration mechanisms, **memory-as-modulator performs best** for both TOKENDROP and FRAMESAMP. We attribute this to its lightweight, feature-wise conditioning, which largely preserves the original $\pi_{0.5}$ architecture, whereas other modifications may disrupt pre-trained representations of $\pi_{0.5}$.

We also observe that recurrent methods perform the worst, likely because fine-tuning $\pi_{0.5}$ with shallow recurrent layers leads to unstable training. This suggests that effective recurrence requires deeper architectural integration and stronger recurrence-oriented pretraining, as explored in recent computer vision works [35, 39]. In contrast, our symbolic variants achieve up to 32.70% success, with GROUNDSEG consistently outperforming SIMPLESG on most tasks using

Method	Counting				Permanence				Reference				Imitation				AVG	
	Bin Fill	Pick Xtimes	Swing Xtimes	Stop Cube	Video Umsk	Button Umsk	Video UmskS	Button UmskS	Pick HighL	Video Repick	Video PlcBtn	Video PlcOrd	Move Cube	Insert Peg	Pattern Lock	Route Stick		
HUMAN PERFORMANCE	96.00	100.0	80.00	78.00	90.00	92.00	92.00	90.00	92.00	92.00	98.00	90.00	90.00	98.00	84.00	86.00	90.50	
MME-VLA w/ Symbolic Memory																		
SIMPLESG	Oracle	85.78	99.78	100.0	44.67	33.11	22.00	15.56	15.56	44.00	27.78	31.33	26.00	87.33	10.00	95.33	55.11	49.58
GROUNDMSG	Oracle	85.78	100.0	100.0	49.67	98.78	95.00	99.22	80.22	83.33	97.33	100.0	100.0	87.78	15.56	97.00	55.56	84.08
MME-VLA w/ Perceptual Memory																		
SIMPLESG	Gemini	46.00	63.00	45.00	2.00	29.00	9.00	14.00	2.00	20.00	15.00	26.00	29.00	61.00	4.00	7.00	0.00	23.25
	QwenVL	77.56	95.33	5.11	0.44	34.22	19.33	15.33	9.56	17.11	25.33	33.33	25.11	82.00	3.78	12.67	7.78	29.00
GROUNDMSG	Gemini	26.00	18.00	4.00	3.00	36.00	14.00	13.00	0.00	9.00	17.00	12.00	7.00	17.00	0.00	7.00	2.00	11.56
	QwenVL	52.00	92.67	7.33	0.00	88.67	24.00	30.67	14.00	15.11	25.33	54.00	31.78	71.56	3.33	6.67	6.00	32.70
MME-VLA w/ Recurrent Memory																		
TOKENDROP	Context	48.67	85.11	94.67	3.11	33.78	31.56	26.22	16.00	20.67	17.78	31.11	25.33	81.33	4.00	12.67	20.00	34.50
	Modul	34.44	83.56	86.00	5.33	28.22	29.33	28.44	21.33	21.33	22.00	59.56	36.00	62.00	7.11	32.44	51.56	38.04
	Expert	54.22	87.56	91.78	4.22	26.67	30.44	18.44	18.89	19.33	20.89	36.44	24.67	87.56	2.22	16.22	18.22	34.86
FRAMESAMP	Context	41.22	72.00	73.67	13.67	26.89	30.22	20.89	15.22	17.67	15.22	30.00	20.89	77.22	1.22	15.22	19.67	30.68
	Modul	39.56	87.33	92.00	42.00	32.67	25.11	24.44	18.22	22.89	30.44	60.00	32.00	77.78	7.56	53.56	66.67	44.51
	Expert	57.33	86.22	94.67	28.89	31.78	25.78	22.89	20.22	19.11	23.11	30.00	24.22	83.11	2.00	13.56	17.11	36.25
MME-VLA w/ Recurrent Memory																		
TTT	Context	35.56	62.89	42.44	3.33	29.78	22.89	18.44	14.44	20.44	13.11	34.22	20.22	32.44	1.11	1.56	3.56	22.28
	Modul	34.22	65.11	36.67	2.11	27.22	22.11	25.22	14.11	14.56	12.11	32.67	22.33	31.22	1.11	3.56	7.00	21.96
	Expert	34.89	63.78	41.33	4.00	31.78	22.44	19.56	18.00	12.22	9.56	34.00	22.89	33.56	0.89	3.11	5.56	22.35
RMT	Context	32.44	56.89	33.56	5.78	31.33	10.89	17.33	2.00	14.00	3.78	32.00	29.11	25.78	2.00	5.56	8.89	19.46
	Modul	33.33	60.78	37.78	4.67	31.11	11.78	17.78	2.44	17.11	4.22	32.00	31.11	24.67	2.21	3.78	8.00	20.17
	Expert	35.78	60.22	36.00	5.56	28.00	17.11	15.78	2.00	11.78	0.22	24.22	22.67	20.00	1.89	4.22	4.89	18.15
Other Methods																		
$\pi_{0.5}$		30.00	42.89	35.56	6.67	20.44	22.22	18.67	6.67	11.33	0.44	31.11	25.78	26.00	1.56	2.89	4.67	17.93
SAM2Act+ [14]		40.00	76.00	25.33	0.00	27.33	32.00	18.00	26.67	17.33	5.33	24.67	20.00	29.33	0.00	0.00	0.00	21.37
MemER [31]		56.67	79.33	59.33	0.00	81.33	72.00	38.00	21.33	70.67	25.33	30.00	26.00	82.67	6.67	16.67	12.00	42.38

Table 3. **Main Results.** Our MME-VLA suite integrates $\pi_{0.5}$ with three memory representations: (1) symbolic memory, implemented as simple or grounded subgoals (SIMPLESG, GROUNDMSG); (2) perceptual memory, using token dropping (TOKENDROP) or frame sampling (FRAMESAMP); and (3) recurrent memory, using test-time training (TTT) or a recurrent memory transformer (RMT). Symbolic subgoals can be generated by Gemini-2.5-Pro (Gemini), a fine-tuned Qwen3-VL-4B (QwenVL), or simulator ground truth (Oracle). Perceptual and recurrent memory are integrated end-to-end via three mechanisms: memory-as-context (Context), memory-as-modulator (Modul), and memory-as-expert (Expert). **Red** marks the best per section; marks the overall best for non-oracle models.

QwenVL, highlighting the importance of accurate grounding for manipulation. On simpler tasks such as *PickXTimes*, where grounding is less critical, SIMPLESG can outperform GROUNDMSG, as grounding errors from QwenVL degrade performance. Without fine-tuning, prompt-only Gemini suffers from domain shift and often predicts incorrect labels, further reducing performance.

SAM2Act+ performs poorly on average but achieves the best result on *ButtonUnmaskSwap*, as it uses a motion planner to execute discrete actions reliably. In contrast, VLA policies sometimes fail to press buttons correctly. MemER, the strongest compared method, achieves 42.38% success and excels on *ButtonUnmask* and *PickHighlight*, showing the benefit of combining memory representations, where gains arise from maintaining keyframes to preserve long visual histories while using symbolic subgoals.

Q2: Is high-level symbolic reasoning alone sufficient for memory-augmented manipulation? It depends on the specific task. As an upper bound of symbolic memory, GROUNDMSG+Oracle successfully solves many tasks,

confirming that language provides strong representational capacity for high-level reasoning. However, performance still degrades on manipulation-intensive tasks such as *StopCube* and *InsertPeg*, where language offers limited guidance and precise visuomotor control becomes the primary bottleneck. The policy also struggles in cluttered scenes, often manipulating wrong objects and causing unintended collisions in *BinFill* and *PickHighlight* despite unambiguous subgoals. We also conducted a human study by reformulating each task as an *online VideoQA* problem, achieving 90.5% overall success but still fail to fully solve the benchmark (Sec. B.5).

Q3: How does the effectiveness of different memory designs depend on task characteristics? No single memory representation consistently dominates across all tasks. Symbolic memory performs well on several Counting tasks, such as *BinFill* and *PickXTimes*. Perceptual memory excels on Imitation tasks, including *PatternLock* and *RouteStick*. However, no method solves any suite entirely, suggesting that cognitive dimensions do not map one-to-one onto memory representations.

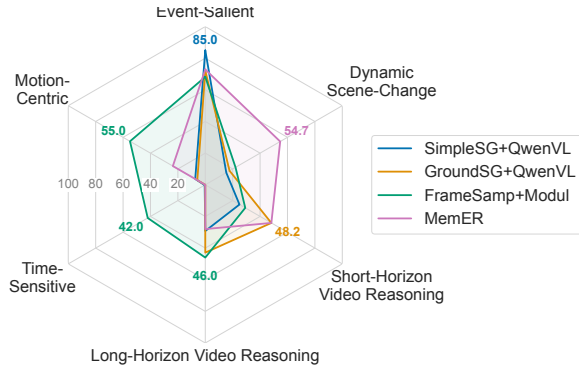


Figure 3. Performance comparison across task characteristics.

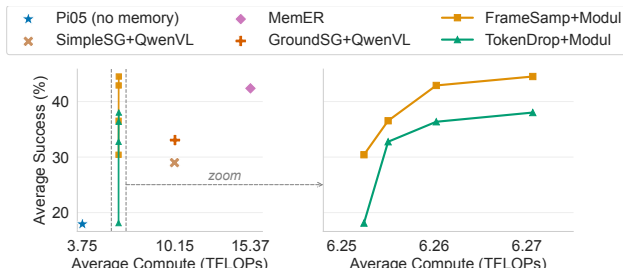


Figure 4. Efficiency-performance comparison among models.

Method	Put Fruits	Track Cube	Repick Block	Draw Pattern	Total
$\pi_{0.5}$	2/10	1/10	1/10	0/10	4/40
GROUND _{SG} + QwenVL	9/10	3/10	5/10	2/10	19/40
FRAME _{SAMP} + Modul	6/10	5/10	6/10	8/10	25/40

Table 4. Real-world experiment results.

To better analyze the effectiveness of memory representations, we group the 16 tasks by their primary functional requirements: *Motion-Centric*, *Time-Sensitive*, *Short-Horizon Video Reasoning*, *Long-Horizon Video Reasoning*, *Dynamic Scene-Change* and *Event-Salient*. More detailed descriptions are provided in Sec. C.3. As shown in Fig. 3, perceptual memory (FRAME_{SAMP} + Modul) is most effective for motion-centric, time-sensitive, and long-horizon tasks, where access to extended visual history and low-level motions is critical. In contrast, symbolic memory excels on short-horizon and event-salient tasks by providing clear subgoal guidance. MemER performs best on dynamic scene-change tasks, likely because it retains keyframe images to keep necessary details during online execution. Overall, these results indicate that different memory designs provide complementary strengths, suggesting that combining them synergistically could further improve performance.

Q4: How does memory affect the efficiency-performance balance of memory-augmented policies? Memory improves history dependence but inevitably introduces addi-

tional computational cost. To quantify this trade-off, we vary the memory budget (64-512 tokens) and compare efficiency-performance scaling across models. Computational cost is estimated from the TFLOPs of a single forward pass based on the average episode length. As shown in Fig. 4, perceptual memory achieves the most favorable balance. FRAME_{SAMP}+Modul delivers consistent performance gains as the memory budget increases while incurring only modest additional cost, since most computation arises from processing visual tokens rather than from memory integration itself. In contrast, methods that rely on external VLM inference introduce substantially higher overhead: GROUND_{SG}+QwenVL requires roughly $3\times$ the computation of $\pi_{0.5}$, while MemER nearly $5\times$. In practice, these costs can be reduced through *caching*, e.g., by reusing subgoals with less frequent VLM inference or reusing visual tokens to avoid redundancy.

Q5: Do the trends observed on RoboMME transfer to real-world robotic manipulation? Yes. We evaluate four real-world tasks, *PutFruits*, *TrackCube*, *RepickBlock*, and *DrawPattern*, designed to mirror the *BinFill*, *VideoUnmask(Swap)*, *VideoRepick* and *PatternLock* tasks in simulation. We collect 350 demonstrations and test our strongest symbolic (GROUND_{SG}+QwenVL) and perceptual (FRAME_{SAMP}+Modul) models to assess whether trends can transfer to physical settings. As shown in Table 4, the results exhibit similar patterns. Symbolic memory performs best on the counting task *PutFruits*, whereas perceptual memory excels on motion-centric tasks such as *DrawPattern*. On the remaining two tasks, both approaches achieve comparable performance, suggesting room for further improvement. Additional details are provided in Appendix D.

6. Conclusion and Future Work

This work introduces RoboMME, a unified benchmark for systematically evaluating memory-augmented robotic manipulation across four cognitive dimensions: temporal, spatial, object, and procedural memory. We further develop a family of vision-language-action (VLA) models and conducted controlled comparisons of symbolic, perceptual, and recurrent memory representations with multiple integration mechanisms. Results show that no single design consistently dominates: symbolic memory excels at counting and short-horizon reasoning, while perceptual memory is crucial for motion-centric and time-sensitive behaviors.

Despite its breadth, RoboMME focuses on tabletop manipulation with a fixed set of assets and evaluates a single pretrained backbone ($\pi_{0.5}$), leaving mobile manipulation and alternative architectures, such as memory-banks and other VLA backbones, for future study. Our results further suggest that memory representations are complementary, motivating unified frameworks that integrate multiple forms of memory. We hope RoboMME serves as a foundation and lasting testbed for developing memory-augmented robotic policies.

Acknowledgments

This work was supported in part by NSF IIS-1949634, NSF SES-2128623, NSF NAIRR250085, NSF CAREER #2337870, and NSF NRI #2220876. This research is also supported by the National Artificial Intelligence Research Resource (NAIRR) Pilot and the Delta advanced computing and data resource which is supported by the National Science Foundation (award NSF-OAC 2005572).

References

- [1] Richard C Atkinson and Richard M Shiffrin. Human memory: A proposed system and its control processes. In *Psychology of learning and motivation*, pages 89–195. Elsevier, 1968. 1, 3
- [2] Stephanie J Babb and Ruth M Johnson. Object, spatial, and temporal memory: A behavioral analysis of visual scenes using a what, where, and when paradigm. *Current psychology letters. Behaviour, brain & cognition*, 26(2), 2010, 2011. 3
- [3] Kevin Black, Noah Brown, Danny Driess, Adnan Esmail, Michael Equi, Chelsea Finn, Niccolo Fusai, Lachy Groom, Karol Hausman, Brian Ichter, et al. π_0 : A vision-language-action flow model for general robot control. *arXiv preprint arXiv:2410.24164*, 2024. 2
- [4] Kevin Black, Noah Brown, James Darphinian, Karan Dhabalia, Danny Driess, Adnan Esmail, Michael Robert Equi, Chelsea Finn, et al. $\pi_{0.5}$: a vision-language-action model with open-world generalization. In *Proceedings of The 9th Conference on Robot Learning*, pages 17–40. PMLR, 2025. 2
- [5] Qingwen Bu, Yanting Yang, Jisong Cai, Shenyuan Gao, Guanghui Ren, Maoqing Yao, Ping Luo, and Hongyang Li. Learning to act anywhere with task-centric latent actions. In *Proceedings of Robotics: Science and Systems (RSS)*, 2025. 2
- [6] Aydar Bulatov, Yury Kuratov, and Mikhail Burtsev. Recurrent memory transformer. *Advances in Neural Information Processing Systems*, 35:11079–11091, 2022. 5
- [7] Aydar Bulatov, Yuri Kuratov, Yermek Kapushev, and Mikhail S Burtsev. Scaling transformer to 1m tokens and beyond with rmt. *arXiv preprint arXiv:2304.11062*, 2023. 5
- [8] Neil Burgess, Eleanor A Maguire, and John O’Keefe. The human hippocampus and spatial and episodic memory. *Neuron*, 35(4):625–641, 2002. 3
- [9] Joya Chen, Zhaoyang Lv, Shiwei Wu, Kevin Qinghong Lin, Chenan Song, Difei Gao, Jia-Wei Liu, Ziteng Gao, Dongxing Mao, and Mike Zheng Shou. Videollm-online: Online video large language model for streaming video. In *Proceedings of the IEEE/CVF Conference on Computer Vision and Pattern Recognition*, pages 18407–18418, 2024. 5
- [10] Jingjing Chen, Hongjie Fang, Chenxi Wang, Shiquan Wang, and Cewu Lu. History-aware visuomotor policy learning via point tracking. *arXiv preprint arXiv:2509.17141*, 2025. 1, 2
- [11] Egor Cherepanov, Nikita Kachaev, Alexey K. Kovalev, and Aleksandr I. Panov. Memory, benchmark & robots: A benchmark for solving complex tasks with reinforcement learning. In *Proceedings of the 7th Robot Learning Workshop at ICLR*, 2025. arXiv:2502.10550. 1, 2, 4
- [12] Yinpei Dai, Jayjun Lee, Nima Fazeli, and Joyce Chai. Racer: Rich language-guided failure recovery policies for imitation learning. In *2025 IEEE International Conference on Robotics and Automation (ICRA)*, pages 15657–15664. IEEE, 2025. 4
- [13] Yinpei Dai, Jayjun Lee, Yichi Zhang, Ziqiao Ma, Jed Yang, Amir Zadeh, Chuan Li, Nima Fazeli, and Joyce Chai. Aimbots: A simple auxiliary visual cue to enhance spatial awareness of visuomotor policies. *arXiv preprint arXiv:2508.08113*, 2025. 2
- [14] Haoquan Fang, Markus Grotz, Wilbert Pumacay, Yi Ru Wang, Dieter Fox, Ranjay Krishna, and Jiafei Duan. Sam2act: Integrating visual foundation model with a memory architecture for robotic manipulation. In *Proceedings of the 42nd International Conference on Machine Learning (ICML)*, 2025. 1, 2, 3, 4, 6, 7
- [15] Albert Gu and Tri Dao. Mamba: Linear-time sequence modeling with selective state spaces. In *First conference on language modeling*, 2024. 3
- [16] Songhao Han, Boxiang Qiu, Yue Liao, Siyuan Huang, Chen Gao, Shuicheng Yan, and Si Liu. Robocerebra: A large-scale benchmark for long-horizon robotic manipulation evaluation. *arXiv preprint arXiv:2506.06677*, 2025. 3, 4
- [17] Michael E Hasselmo, James R Hinman, Holger Dannenberg, and Chantal E Stern. Models of spatial and temporal dimensions of memory. *Current Opinion in Behavioral Sciences*, 17:27–33, 2017. 3
- [18] Stephen James, Zicong Ma, David Rovick Arrojo, and Andrew J Davison. Rlbench: The robot learning benchmark & learning environment. *IEEE Robotics and Automation Letters*, 5(2):3019–3026, 2020. 4
- [19] Huiwon Jang, Sihyun Yu, Heeseung Kwon, Hojin Jeon, Younggyo Seo, and Jinwoo Shin. Contextvla: Vision-language-action model with amortized multi-frame context. *arXiv preprint arXiv:2510.04246*, 2025. 1, 3
- [20] Myungkyu Koo, Daewon Choi, Taeyoung Kim, Kyungmin Lee, Changyeon Kim, Younggyo Seo, and Jinwoo Shin. Hamlet: Switch your vision-language-action model into a history-aware policy. *arXiv preprint arXiv:2510.00695*, 2025. 3
- [21] Xuanlin Li, Kyle Hsu, Jiayuan Gu, Karl Pertsch, Oier Mees, Homer Rich Walke, Chuyuan Fu, Ishikaa Lunawat, Isabel Sieh, Sean Kirmani, Sergey Levine, Jiajun Wu, Chelsea Finn, Hao Su, Quan Vuong, and Ted Xiao. Evaluating real-world robot manipulation policies in simulation. *arXiv preprint arXiv:2405.05941*, 2024. 2
- [22] Bo Liu, Yifeng Zhu, Chongkai Gao, Yihao Feng, Qiang Liu, Yuke Zhu, and Peter Stone. Libero: Benchmarking knowledge transfer for lifelong robot learning. *Advances in Neural Information Processing Systems*, 36:44776–44791, 2023. 2, 4
- [23] Jiaming Liu, Mengzhen Liu, Zhenyu Wang, Pengju An, Xiaoli Li, Kaichen Zhou, Senqiao Yang, Renrui Zhang, Yandong Guo, and Shanghang Zhang. Robomamba: Efficient vision-language-action model for robotic reasoning and manipulation. *Advances in Neural Information Processing Systems*, 37:40085–40110, 2024. 1, 3
- [24] Ajay Mandlekar, Danfei Xu, Josiah Wong, Soroush Nasiriany, Chen Wang, Rohun Kulkarni, Li Fei-Fei, Silvio Savarese, Yuke Zhu, and Roberto Martín-Martín. What matters in learn-

- ing from offline human demonstrations for robot manipulation. *arXiv preprint arXiv:2108.03298*, 2021. 3
- [25] Oier Mees, Lukas Hermann, Erick Rosete-Beas, and Wolfram Burgard. Calvin: A benchmark for language-conditioned policy learning for long-horizon robot manipulation tasks. *IEEE Robotics and Automation Letters*, 7(3):7327–7334, 2022. 2, 3, 4
- [26] Tongzhou Mu, Zhan Ling, Fanbo Xiang, Derek Yang, Xuanlin Li, Stone Tao, Zhiao Huang, Zhiwei Jia, and Hao Su. Maniskill: Generalizable manipulation skill benchmark with large-scale demonstrations. In *Advances in Neural Information Processing Systems (NeurIPS), Track on Datasets and Benchmarks*, 2021. 3
- [27] William Peebles and Saining Xie. Scalable diffusion models with transformers. In *Proceedings of the IEEE/CVF international conference on computer vision*, pages 4195–4205, 2023. 2, 6
- [28] Hao Shi, Bin Xie, Yingfei Liu, Lin Sun, Fengrong Liu, Tiancai Wang, Erjin Zhou, Haoqiang Fan, Xiangyu Zhang, and Gao Huang. Memoryvla: Perceptual-cognitive memory in vision-language-action models for robotic manipulation. In *International Conference on Learning Representations (ICLR)*, 2026. 1, 2, 3
- [29] Mohit Shridhar, Lucas Manuelli, and Dieter Fox. Perceiver-actor: A multi-task transformer for robotic manipulation. In *Conference on Robot Learning*, pages 785–799. PMLR, 2023. 4
- [30] Larry R Squire. Memory systems of the brain: a brief history and current perspective. *Neurobiology of learning and memory*, 82(3):171–177, 2004. 3
- [31] Ajay Sridhar, Jennifer Pan, Satvik Sharma, and Chelsea Finn. Memer: Scaling up memory for robot control via experience retrieval. *arXiv preprint arXiv:2510.20328*, 2025. 1, 2, 3, 6, 7
- [32] Yu Sun, Xinhao Li, Karan Dalal, Jiarui Xu, Arjun Vikram, Genghan Zhang, Yann Dubois, Xinlei Chen, Xiaolong Wang, Sanmi Koyejo, et al. Learning to (learn at test time): Rnns with expressive hidden states. In *Proceedings of the 42nd International Conference on Machine Learning (ICML)*, 2025. 5
- [33] Gemini Robotics Team, Abbas Abdolmaleki, Saminda Abeyruwan, Joshua Ainslie, Jean-Baptiste Alayrac, Montserrat Gonzalez Arenas, Ashwin Balakrishna, Nathan Batchelor, Alex Bewley, Jeff Bingham, et al. Gemini robotics 1.5: Pushing the frontier of generalist robots with advanced embodied reasoning, thinking, and motion transfer. *arXiv preprint arXiv:2510.03342*, 2025. 3
- [34] Ashish Vaswani, Noam Shazeer, Niki Parmar, Jakob Uszkoreit, Llion Jones, Aidan N Gomez, Łukasz Kaiser, and Illia Polosukhin. Attention is all you need. *Advances in neural information processing systems*, 30, 2017. 5
- [35] Chen Wang, Hao Tan, Wang Yifan, Zhiqin Chen, Yuheng Liu, Kalyan Sunkavalli, Sai Bi, Lingjie Liu, and Yiwei Hu. ttllrm: Test-time training for long context and autoregressive 3d reconstruction. *arXiv preprint arXiv:2602.20160*, 2026. 6
- [36] Yihao Wang, Pengxiang Ding, Lingxiao Li, Can Cui, Zirui Ge, Xinyang Tong, Wenxuan Song, Han Zhao, Wei Zhao, Pengxu Hou, et al. Vla-adapter: An effective paradigm for tiny-scale vision-language-action model. *arXiv preprint arXiv:2509.09372*, 2025. 2
- [37] Linli Yao, Yicheng Li, Yuancheng Wei, Lei Li, Shuhuai Ren, Yuanxin Liu, Kun Ouyang, Lean Wang, Shicheng Li, Sida Li, et al. Timechat-online: 80% visual tokens are naturally redundant in streaming videos. In *Proceedings of the 33rd ACM International Conference on Multimedia*, pages 10807–10816, 2025. 5
- [38] Shiduo Zhang, Zhe Xu, Peiju Liu, Xiaopeng Yu, Yuan Li, Qinghui Gao, Zhaoye Fei, Zhangyue Yin, Zuxuan Wu, Yuhang Jiang, et al. Vlabench: A large-scale benchmark for language-conditioned robotics manipulation with long-horizon reasoning tasks. In *Proceedings of the IEEE/CVF International Conference on Computer Vision*, pages 11142–11152, 2025. 3, 4
- [39] Tianyuan Zhang, Sai Bi, Yicong Hong, Kai Zhang, Fujun Luan, Songlin Yang, Kalyan Sunkavalli, William T Freeman, and Hao Tan. Test-time training done right. *arXiv preprint arXiv:2505.23884*, 2025. 5, 6
- [40] Yulin Zhou, Yuankai Lin, Fanzhe Peng, Jiahui Chen, Kaiji Huang, Hua Yang, and Zhouping Yin. Mtil: Encoding full history with mamba for temporal imitation learning. *IEEE Robotics and Automation Letters*, 2025. 1, 3
- [41] Yuke Zhu, Josiah Wong, Ajay Mandekar, Roberto Martín-Martín, Abhishek Joshi, Soroush Nasiriany, and Yifeng Zhu. robotsuite: A modular simulation framework and benchmark for robot learning. *arXiv preprint arXiv:2009.12293*, 2020. 2

RoboMME: Benchmarking and Understanding Memory for Robotic Generalist Policies

Supplementary Material

Appendix Outline

- A. Model Architectures in the MME-VLA Suite
 - A.1. Basic $\pi_{0.5}$ Architecture
 - A.2. Memory Representations
 - A.3. Memory Integration Mechanisms
- B. Experiment Implementation Details on RoboMME
 - B.1. Training Details for SAM2Act+
 - B.2. VLM Subgoal Prediction and Prompts
 - B.3. Detailed Setups in MME-VLA Suite
 - B.4. Training Hyperparameters
 - B.5. Oracle Planner and Human Study
- C. Full Results on RoboMME
 - C.1. Results Using the Oracle Planner
 - C.2. Results Based on Each Task Suite
 - C.3. Results Based on Task Functional Requirements
 - C.4. Full Results on All Tasks
- D. Real Robot Experiment Details.
- E. Complete Task Description
 - Task Suite: `Counting`
 - * E.1. `BinFill`
 - * E.2. `PickXtimes`
 - * E.3. `SwingXtimes`
 - * E.4. `StopCube`
 - Task Suite: `Permanence`
 - * E.5. `VideoUnmask`
 - * E.6. `ButtonUnmask`
 - * E.7. `VideoUnmaskSwap`
 - * E.8. `ButtonUnmaskSwap`
 - Task Suite: `Reference`
 - * E.9. `PickHighlight`
 - * E.10. `VideoRepick`
 - * E.11. `VideoPlaceButton`
 - * E.12. `VideoPlaceOrder`
 - Task Suite: `Imitation`
 - * E.13. `MoveCube`
 - * E.14. `InsertPeg`
 - * E.15. `PatternLock`
 - * E.16. `RouteStick`

A. Model Architectures in the MME-VLA Suite

In the MME-VLA suite, we develop a family of vision-language-action (VLA) policies based on a shared $\pi_{0.5}$ backbone. We first introduce the notation for the base architecture, then describe how different memory *representations* instantiate memory, and finally explain how different *integration mechanisms* incorporate memory into the $\pi_{0.5}$ policy.

A.1. Basic $\pi_{0.5}$ Architecture

Tokenization. At timestep t , the policy receives (i) **language tokens** encoding the task instruction l , and (ii) **image tokens** encoding the current multi-view RGB observations $I_t = (I_t^1, I_t^2, \dots)$:

$$\ell = \text{Tok}_{\text{text}}(l) \in \mathbb{R}^{N_\ell \times d}, \quad (1)$$

$$\mathbf{o}_t = \text{Tok}_{\text{img}}(I_t) \in \mathbb{R}^{N_o \times d}. \quad (2)$$

Here d is the token embedding dimension, N_ℓ and N_o denote the total number of language and visual tokens, respectively.

Experts. $\pi_{0.5}$ [2] follows the π_0 design [1] and adopts a multi-expert transformer architecture composed of:

- a **VLM expert** E_{vlm} that fuses language and vision, and
- an **action expert** E_{act} that predicts actions conditioned on the VLM features and the denoise timestep.

Both experts consist of L standard transformer layers with blockwise causal attention and MLPs.

Blockwise causal attention. We define a general blockwise attention operator

$$\mathbf{y} = \text{BlockAttn}(\mathbf{x}_1, \mathbf{x}_2, \dots, \mathbf{x}_G), \quad (3)$$

where each $\mathbf{x}_i \in \mathbb{R}^{n_i \times d}$ is treated as a block. Attention is bidirectional within each block and causal across blocks, i.e., tokens in block i may attend to blocks $1:i$ but not to future blocks. The operator returns the updated representation of the final block, $\mathbf{y} \in \mathbb{R}^{n_G \times d}$.

VLM expert. A transformer encoder is used to extract joint visual-language features. The input consists of visual tokens \mathbf{o}_t and language tokens ℓ :

$$\mathbf{u}_t^0 = [\mathbf{o}_t; \ell]. \quad (4)$$

where concatenation along the sequence dimension is denoted by $[\cdot; \cdot]$.

Each layer applies blockwise causal attention followed by an MLP:

$$\tilde{\mathbf{u}}_t^k = \mathbf{u}_t^{k-1} + \text{BlockAttn}^k(\text{Norm}_{\text{vlm}}^k(\mathbf{u}_t^{k-1})), \quad (5)$$

$$\mathbf{u}_t^k = \tilde{\mathbf{u}}_t^k + \text{MLP}_{\text{vlm}}^k(\text{Norm}_{\text{vlm}}^k(\tilde{\mathbf{u}}_t^k)), \quad (6)$$

for layer $k = 1, \dots, L$, producing $\mathbf{u}_t = \mathbf{u}_t^L$. Here, there is only a single input block. Norm is implemented as RMSNorm. Unless otherwise specified, the normalization layers used in the attention and MLP modules are separately parameterized; we use the same notation here for simplicity.

Unlike the original $\pi_{0.5}$, which also generates low-level commands directly from the VLM expert for task decomposition, we use the VLM solely as a feature extractor, similar to π_0 .

Action expert. The action expert is a lightweight transformer that predicts actions by attending to the VLM features. Let $\mathbf{s}_t^0 \in \mathbb{R}^{N_s \times d}$ denote the action input injected with noise. Then for each layer:

$$\tilde{\mathbf{s}}_t^k = \mathbf{s}_t^{k-1} + g_\tau \odot \text{BlockAttn}^k(\text{Norm}_{\text{vlm}}^k(\mathbf{u}_t^{k-1}), \text{Norm}_{\text{act}}^k(\mathbf{s}_t^{k-1}, \tau)), \quad (7)$$

$$\mathbf{s}_t^k = \tilde{\mathbf{s}}_t^k + \tilde{g}_\tau \odot \text{MLP}_{\text{act}}^k(\text{Norm}_{\text{act}}^k(\tilde{\mathbf{s}}_t^k, \tau)). \quad (8)$$

Here, $\text{Norm}(\cdot, \tau)$ is implemented as RMSNorm conditioned on the embedding of the denoising timestep τ . g^τ and \tilde{g}^τ are gating functions conditioned on τ , and \odot denotes feature-wise multiplication. This mechanism corresponds to AdaLN-Zero [10]. The policy then predicts the next action $a_t \in \mathbb{R}^D$ (or an action chunk) via an output projection:

$$a_t \sim \pi(a_t | I_t, l) = \text{Proj}(\mathbf{s}_t^L). \quad (9)$$

Flow-matching objective. At history timestep t , the policy predicts an H -step action chunk representing future actions:

$$\mathbf{A}_t = [a_t, a_{t+1}, \dots, a_{t+H-1}] \in \mathbb{R}^{H \times D}. \quad (10)$$

Let \mathbf{h}_t denote the context features. Following conditional flow matching, we learn a velocity field that transports Gaussian noise to the data action distribution.

We sample a ground-truth chunk $\mathbf{A}_t^{\text{data}} \sim p_{\text{data}}$ and noise $\mathbf{A}_t^{\text{noise}} \sim \mathcal{N}(\mathbf{0}, \mathbf{I})$, and draw a denoising timestep $\tau \sim \mathcal{U}(0, 1)$. We construct the linear interpolation

$$\mathbf{A}_t^\tau = (1 - \tau)\mathbf{A}_t^{\text{data}} + \tau\mathbf{A}_t^{\text{noise}}. \quad (11)$$

The time derivative of this path is constant, $\frac{d}{d\tau}\mathbf{A}_t^\tau = \mathbf{A}_t^{\text{noise}} - \mathbf{A}_t^{\text{data}}$. The action expert parameterizes a conditional velocity field

$$\mathbf{v}_\theta(\mathbf{A}_t^\tau, \tau, \mathbf{h}_t), \quad (12)$$

which is trained to match this transport direction via

$$\mathcal{L}_{\text{FM}} = \mathbb{E} \left[\left\| \mathbf{v}_\theta(\mathbf{A}_t^\tau, \tau, \mathbf{h}_t) - (\mathbf{A}_t^{\text{noise}} - \mathbf{A}_t^{\text{data}}) \right\|_2^2 \right]. \quad (13)$$

For more comprehensive understanding about π_0 and $\pi_{0.5}$ models, please refer to the original papers [1, 2].

A.2. Memory Representations

To enable history-dependent reasoning, we augment the policy with an explicit memory state \mathbf{M}_t :

$$a_t \sim \pi(\cdot \mid l, \mathbf{o}_t, \mathbf{M}_t),$$

where \mathbf{M}_t summarizes past observations and actions.

For fair comparison across designs, we allocate a fixed memory token budget B for all memory-based models. Each representation produces at most B tokens; if fewer are available, the sequence is zero-padded. Thus all memory variants share the same interface:

$$\mathbf{M}_t \in \mathbb{R}^{B \times d}.$$

We consider three classes of memory representations: *symbolic*, *perceptual*, and *recurrent* memory.

A.2.1. Symbolic Memory

Symbolic memory summarizes history using discrete abstractions (e.g., language subgoals). Let

$$\mathcal{H}_t = \{(I_\tau, a_\tau)\}_{\tau < t}$$

denote the trajectory history. A subgoal generator $g(\cdot)$ (implemented by a VLM) produces a text summary, which is tokenized into memory tokens:

$$\mathbf{M}_t^{\text{sym}} = \text{Tok}_{\text{text}}(g(\mathcal{H}_t)) \in \mathbb{R}^{B \times d}.$$

This representation compresses the trajectory into compact semantic descriptions, enabling high-level reasoning and structured planning.¹

A.2.2. Perceptual Memory

Perceptual memory retains selected visual tokens² from past observations:

$$\mathbf{M}_t^{\text{perc}} = \text{Select}(\{\mathbf{o}_\tau\}_{\tau \leq t}, B).$$

Where $\text{Select}(\cdot)$ is a image token selection operator. Unlike symbolic memory, this representation preserves differentiable visual features and enables end-to-end optimization.

We study two instantiations.

¹Although the original $\pi_{0.5}$ model is capable of generating language subgoals, we treat the VLA primarily as a language-conditioned policy in this study. To control for the source and quality of subgoal generation, we instead employ external models to produce language subgoals.

²We also experimented with incorporating historical proprioceptive states, but observed no consistent performance improvement. Therefore, we restrict perceptual memory to visual tokens only.

Frame Sampling (FRAMESAMP). We select a subset of history timesteps $\mathcal{S}_t \subseteq \{0, \dots, t\}$ with $|\mathcal{S}_t| = N$ (e.g., evenly spaced) and retain pooled tokens from each frame:

$$\mathcal{S}_t = \text{EvenSample}(\{0, \dots, t\}; N), \quad (14)$$

$$\mathbf{M}_t^{\text{perc}} = [\text{MaxPool}(\mathbf{o}_\tau)]_{\tau \in \mathcal{S}_t}. \quad (15)$$

Here MaxPool reduces each frame from original 16×16 tokens (extracted by SigLIP [15], the vision encoder of $\pi_{0.5}$) to P tokens per view (e.g., $4 \times 4, 8 \times 8$). With V views, $N = B/PV$.

Token Dropping (TOKENDROP). Rather than sampling whole frames, we select the most informative spatial regions (i.e., image patches) across time. To reduce computation and noise, we also first spatially pool each frame’s tokens from original 16×16 to a P tokens:

$$\tilde{\mathbf{o}}_\tau = \text{MaxPool}(\mathbf{o}_\tau),$$

We then score each pooled token $\tilde{\mathbf{o}}_{\tau,i}$ with an importance function comparing with previous K -th frame tokens at the same patch.

$$s_{\tau,i} = J(\tilde{\mathbf{o}}_{\tau,i}, \tilde{\mathbf{o}}_{\tau-K,i}), \quad (16)$$

where i indexes pooled spatial locations, K is a fixed stride. We keep the top B tokens across all timesteps:

$$\mathcal{K}_t = \text{TopK}(\{(\tau, i)\}, B; s_{\tau,i}), \quad (17)$$

$$\mathbf{M}_t^{\text{perc}} = [\tilde{\mathbf{o}}_{\tau,i}]_{(\tau,i) \in \mathcal{K}_t}. \quad (18)$$

In practice, $J(\cdot, \cdot)$ measures temporal saliency via average RGB patch differences across frames, prioritizing regions with significant motion or appearance changes while keeping the memory budget fixed. To preserve spatiotemporal structure, we adopt Multi-modal Rotary Position Embedding (M-ROPE) [16], assigning each video token a 3D index over time, height, and width. Tokens from the first frame are fully preserved to provide complete context.

A.2.3. Recurrent Memory

Recurrent memory compresses history into a fixed-size latent state updated online:

$$\mathbf{S}_t = f_{\text{mem}}(\mathbf{S}_{t-1}, \mathbf{o}_t).$$

The resulting state is exposed as memory tokens $\mathbf{M}_t^{\text{recu}}$.

We consider two instantiations.

Recurrent Memory Transformer (RMT). RMT maintains B persistent memory slots $\mathbf{S}_{\text{init}} \in \mathbb{R}^{B \times d}$. At each timestep, observation tokens are processed sequentially in M chunks:

$$\mathbf{o}_t = [\mathbf{o}_t^{(1)}, \dots, \mathbf{o}_t^{(M)}], \quad \mathbf{o}_t^{(m)} \in \mathbb{R}^{N_C \times d}.$$

Memory slots attend to each chunk and are updated recurrently:

$$\mathbf{S}_t^{(m)} = \text{Transformer}(Q = \mathbf{S}_t^{(m-1)}, K = [\mathbf{o}_t^{(m)}; \mathbf{S}_t^{(m-1)}], V = [\mathbf{o}_t^{(m)}; \mathbf{S}_t^{(m-1)}]), \quad (19)$$

initialized with $\mathbf{S}_t^{(0)} = \mathbf{S}_{\text{init}}$. Here, $\text{Transformer}(Q, K, V)$ denotes a standard transformer layer that uses Q as queries and $[K, V]$ as the key-value sequence, returning the updated representations corresponding to the query tokens. After all chunks,

$$\mathbf{M}_t^{\text{recu}} = \mathbf{S}_t^{(M)}.$$

Thus, RMT stores history explicitly in token space through persistent memory slots. In our implementation, we only use the attention block without the MLP block for simplicity.

Test-Time Training (TTT). TTT stores memory implicitly in a small set of fast weights rather than explicit tokens. Let W_t denote fast weights associated with a lightweight feed-forward network. At each timestep, the weights are updated online using a local gradient step:

$$W_t = W_{t-1} - \eta \nabla_W \ell_{\text{aux}}(W_{t-1}; \mathbf{o}_t), \quad (20)$$

where ℓ_{aux} is a self-supervised objective. The updated weights are immediately used for prediction:

$$y_t = f(\mathbf{o}_t; W_t).$$

thus the output y_t implicitly contain the history information. We use the last B tokens from y_{-B} as $\mathbf{M}_t^{\text{ecu}}$. TTT therefore stores history in parameter space rather than explicit memory tokens.

A.3. Memory Integration Mechanisms

We study how memory interacts with the backbone.

A.3.1. Memory-as-Context

Append memory tokens directly:

$$\mathbf{u}_t = E_{\text{vlm}}([\mathbf{M}_t; \mathbf{o}_t; \ell]).$$

A.3.2. Memory-as-Modulator

Inject memory through *feature-wise modulation* inside the action expert. For each MLP sublayer of the action expert, Eq. 8 becomes

$$\mathbf{r}_t^k = \text{Attn}_{\text{mod}}^k(Q = \tilde{\mathbf{s}}_t^k, K = \mathbf{M}_t, V = \mathbf{M}_t), \quad (21)$$

$$(\gamma_t^k, \beta_t^k) = \text{MLP}_{\text{mod}}^k(\mathbf{r}_t^k), \quad (22)$$

$$\hat{\mathbf{s}}_t^k = \gamma_t^k \odot \text{Norm}_{\text{mod}}^k(\tilde{\mathbf{s}}_t^k) + \beta_t^k, \quad (23)$$

$$\mathbf{s}_t^k = \tilde{\mathbf{s}}_t^k + \tilde{g}_\tau \odot \text{MLP}_{\text{act}}^k(\text{Norm}_{\text{act}}^k(\hat{\mathbf{s}}_t^k, \tau)). \quad (24)$$

Here, \mathbf{r}_t^k denotes the layer-wise modulation feature. The parameters of $\text{MLP}_{\text{mod}}^k$ are initialized such that $\gamma_t^k = 1$ and $\beta_t^k = 0$, yielding an identity modulation at initialization of fine-tuning.

A.3.3. Memory-as-Expert

We allocate a dedicated memory expert E_{mem} to process memory tokens:

$$\tilde{\mathbf{v}}_t^k = \mathbf{v}_t^{k-1} + \text{BlockAttn}^k(\text{Norm}_{\text{mem}}^k(\mathbf{v}_t^{k-1})), \quad (25)$$

$$\mathbf{v}_t^k = \tilde{\mathbf{v}}_t^k + \text{MLP}_{\text{mem}}^k(\text{Norm}_{\text{mem}}^k(\tilde{\mathbf{v}}_t^k)), \quad (26)$$

where $\mathbf{v}_t^0 = \mathbf{M}_t$ denotes the input memory tokens.

The resulting memory features are then used as additional context in the action attention. Accordingly, Eq. 7 becomes

$$\tilde{\mathbf{s}}_t^k = \mathbf{s}_t^{k-1} + g_\tau \odot \text{BlockAttn}^k(\text{Norm}_{\text{mem}}^k(\mathbf{v}_t^{k-1}), \text{Norm}_{\text{vlm}}^k(\mathbf{u}_t^{k-1}), \text{Norm}_{\text{act}}^k(\mathbf{s}_t^{k-1}, \tau)).$$

This design preserves memory as explicit tokens while enabling higher-capacity processing via a separate expert. *To avoid interfering with the VLM representations, the VLM and memory experts use self-attention only, and only the action expert attends to both as context.*

B. Experiment Implementation Details on RoboMME

B.1. Training Details for SAM2Act+

We implement the SAM2Act+ architecture following the two-stage training pipeline described in the original paper [7]. Specifically, we first pretrain the SAM2 backbone without temporal connections, and then fine-tune the memory attention module. Each stage is trained for 40k steps on our dataset. Training is conducted on four NVIDIA A40 GPUs for approximately 2.5 days per stage. The detailed training configurations and hyperparameters are provided in Table 1.

Discrete Actions. A core design choice in SAM2Act+ is to operate in a **discrete action space** rather than predicting dense continuous actions. Our dataset also provides waypoint-based actions at keyframes, which are compatible with this formulation. However, due to the limitations of discrete action parameterization, performance degrades on tasks requiring precise continuous control, such as *StopCube* and *InsertPeg*. For the remaining tasks, the discrete actions are sufficient. Once the model predicts a waypoint, the ManiSkill simulator will invoke an internal motion planner to execute the action.

Video-based Observation Input. The original SAM2Act+ architecture does not include a dedicated mechanism for ingesting demonstration videos as conditional input. To support video-conditioned tasks, we treat the demonstration video as part of the action prediction process during training. At test time, we first roll out the demonstration video through SAM2Act+ to prefill its memory bank without interacting with the simulator. After memory initialization, the agent begins execution using the current observation, following the same protocol adopted in MemoryBench.

Our code for adapting SAM2Act+ can be found at <https://github.com/RoboMME/SAM2Act>

Table 1. Training hyperparameters for SAM2Act and SAM2Act+.

Hyperparameters	SAM2Act Training	SAM2Act+ Training
batch size	48	80
learning rate	6.0×10^{-4}	1.0×10^{-4}
optimizer	LAMB	LAMB
learning rate schedule	warmup + cosine	warmup + cosine
weight decay	1×10^{-4}	1×10^{-4}
warmup steps	2000	2000
total steps	40K	40K
training epochs	10	10
LoRA rank	16	16
data distribution	task uniform	demo uniform temporal

B.2. VLM Subgoal Prediction and Prompts

Language subgoals help decompose complicated tasks into a sequence of subtasks, which shown it’s helpfulness in many robotic tasks [5, 6, 9]. We train all VLM-based subgoal predictors using **Qwen3-VL-4B-Instruct**, which provides strong visual reasoning and grounding capabilities while remaining efficient to fine-tune. In preliminary experiments, it achieves better performance than Qwen2.5-VL-7B with substantially lower computational cost.

We fine-tune all models using *Swift*³ with LoRA adaptation. The training configuration is as below, the remaining hyperparameters keep default settings provided by *Swift*.

Table 2. Training configuration for VLM subgoal predictor.

Hyperparameter	Value
Batch Size	48
Warmup Ratio	0.05
LR	1×10^{-4}
Train Epochs	2
LoRA	rank 16, alpha 32
DeepSpeed	ZeRO-2

Figures 1 and 2 illustrate the training prompts for simple and grounded subgoal prediction, respectively. Since grounded subgoals consistently yield better performance in our experiments, we also modify the MemER[12] method to predict grounded subgoals using their prompts, as shown in Figure 3. For each VLM variant, we use one prompt for multi-task training.

³<https://github.com/modelscope/ms-swift>

Example Prompt for Simple Subgoal Prediction

```
{
  "messages": [
    {
      "role": "system",
      "content": "You are a helpful assistant to help guide the robot to complete the task by predicting a sequence of language subgoals"
    },
    {
      "role": "user",
      "content": "<video>The task goal is: watch the video carefully, then repeatedly pick up and put down the same block that was previously picked up for two times, finally press the button to stop\nThe history of previous predicted language subgoals are: 1. pick up the correct cube for the first time; 2. put it down; 3. pick up the correct cube for the second time; 4. put it down; 5. press the button to finish\n<image>What's the next language subgoal based on current observation?"
    },
    {
      "role": "assistant",
      "content": "press the button to finish"
    }
  ],
  "images": [
    "<path_to_current_image.png>",
  ],
  "videos": [
    "<path_to_task_input_video.mp4>"
  ]
}
```

Figure 1. Example Prompt for VLM Simple Subgoal Prediction. This is used to generate simple subgoals for the SIMPLESG VLA policy.

Example Prompt for Grounded Subgoal Prediction

```
{
  "messages":[
    {
      "role":"system",
      "content":"You are a helpful assistant to help guide the robot to complete the task by predicting a sequence of grounded language subgoals"
    },
    {
      "role":"user",
      "content":"<video>The task goal is: watch the video carefully, then repeatedly pick up and put down the same block that was previously picked up for two times, finally press the button to stop\nThe history of previous predicted grounded language subgoals are: 1. pick up the correct cube at <bbox> for the first time; 2. put it down; 3. pick up the correct cube at <bbox> for the second time; 4. put it down; 5. press the button at <bbox> to finish\n<image> What's the next grounded language subgoal based on current observation?"
    },
    {
      "role":"assistant",
      "content":"press the button at <bbox> to finish"
    }
  ],
  "objects":{
    "ref":[],
    "bbox":[[390, 706], [394, 706], [261, 518], [261, 518]]
  },
  "images":[
    "<path_to_current_image.png>",
  ],
  "videos":[
    "<path_to_task_input_video.mp4>"
  ]
}
```

Figure 2. Example Prompt for VLM Grounded Subgoal Prediction. This is used to generate grounded subgoals for the GROUNDSEG VLA policy.

Example Prompt for MemER

```
{
  "messages":[
    {
      "role":"system",
      "content":"You are a robot program that predicts actions. The current input images from the front-view camera shows the most recent actions the robot has executed. The past keyframes are selected frames of particular importance from all the actions the robot has executed so far. Based on these, output the current subtask the robot should execute and nothing else. Some tasks may have a video input for initial setup, some may not.\n\nReturn a JSON with:\n- current_subtask: the action that should be executed at the current timestep\n- keyframe_positions: list of frame positions (1-indexed) from the current input images where actions change"
    },
    {
      "role":"user",
      "content":"The task has a video input for initial setup: <video>\n\nThe task goal is: watch the video carefully, then repeatedly pick up and put down the same block that was previously picked up for three times, finally press the button to stop\n\nHere are the selected frames from the entirety of the full execution that are of particular importance:[<image>, <image>, <image>, <image>]\n\nHere is current input image list from the front-view camera: [<image>, <image>, <image>, <image>, <image>, <image>, <image>, <image>]\n\nWhat subtask should the robot execute and what is the keyframe position?"
    },
    {
      "role":"assistant",
      "content":"{\n  \"current_subtask\": \"pick up the correct cube at <bbox> for the third time\n\", \n  \"keyframe_positions\": [4]\n}"
    }
  ],
  "objects":{
    "ref":[],
    "bbox":[[207, 417]]
  },
  "images":[
    "<path_to_past_keyframe_1.png>",
    "<path_to_past_keyframe_2.png>",
    "<path_to_past_keyframe_3.png>",
    "<path_to_past_keyframe_4.png>",
    "<path_to_current_input_1.png>",
    "<path_to_current_input_2.png>",
    "<path_to_current_input_3.png>",
    "<path_to_current_input_4.png>",
    "<path_to_current_input_5.png>",
    "<path_to_current_input_6.png>",
    "<path_to_current_input_7.png>",
    "<path_to_current_input_8.png>"
  ],
  "videos":[
    "<path_to_task_input_video.mp4>"
  ]
}
```

Figure 3. Example Prompt for MemER Baseline. We use grounded subgoals for them since we found grounded subgoals are better.

B.3. Detailed Setups in MME-VLA Suite

B.3.1. Parameters for different memory representations.

All VLA models share a fixed memory budget of $B = 512$ tokens. Unless otherwise specified, we use only the front-view image (i.e., $V = 1$) as the source for either memory tokens or subgoal prediction.

For **symbolic memory**, we simply increase the maximum number of language tokens to 512 and extend the original $\pi_{0.5}$ prompt as shown below, while keeping the rest of the architecture unchanged:

```
Task: {task_goal}\nCurrent Subgoal: {language_subgoal}\nAction:
```

For **neural memory (perceptual and recurrent)**, we first encode all observations using the $\pi_{0.5}$ vision encoder SigLIP2. The tokens are then passed through a lightweight MLP feature encoder that projects the feature dimension from 2048 (SigLIP2 output dimension) to 1024 to match the internal $\pi_{0.5}$ width. The projected features serve as inputs to the memory modules described below.

For **perceptual memory**, we reduce memory and computation by spatially downsampling each frame via max pooling. FRAMESAMP pools each frame to $P = 4 \times 4 = 16$ tokens and uniformly samples $N = 32$ frames. TOKENDROP instead pools to a finer 8×8 grid and selects tokens using a temporal stride $K = 8$, based on a threshold of $> 10^{-4}$ for average RGB differences within each patch.

For **recurrent memory**, we reuse the cached front-view tokens and pool each frame to an 8×8 grid before feeding them into the recurrent module. TTT employs linear updates [13] with 512×512 fast weights, two TTT heads, a learning rate $\eta = 0.01$, query-key normalization, and gradient clipping (5.0) for stability, using a batch size of 64. RMT uses a single-layer grouped attention module with eight heads (one key-value head), supports up to 4096 tokens, and processes inputs in chunks of size $C = 64$. During inference, we use an execution horizon of 16 and downsample to eight frames (512 tokens total) before producing recurrent memory features. Since TTT, RMT, and the feature encoder are lightweight, the total parameter overhead is under 10M.

B.3.2. Parameters for different memory integration mechanisms.

The base $\pi_{0.5}$ model processes 576 observation tokens (512 visual tokens from two images and 64 language tokens) and contains 3.2B parameters.

For **symbolic memory**, increasing the language budget to $B = 512$ results in 1024 total input tokens.

For **memory-as-context**, we concatenate $B = 512$ memory tokens with the observation tokens, yielding 1088 tokens in total. This approach introduces no additional parameters.

For **memory-as-modulator**, we inject memory-conditioned modulation into every layer of the action expert using a lightweight attention module with one key-value head, head dimension 256, and width 1024, adding approximately 80M parameters.

For **memory-as-expert**, we introduce a dedicated 18-layer transformer expert (width 1024, MLP dimension 2048, eight attention heads with one key-value head, head dimension 256), which increases the model size by approximately 190M parameters.

B.4. Training Hyperparameters

We largely follow a unified training recipe across all MME-VLA variants to ensure fair comparison. Specifically, we adopt the released $\pi_{0.5}$ configuration from the LIBERO benchmark and *exclude proprioceptive states from the inputs*. To accelerate training, we freeze the SigLIP2 vision backbone and precompute and cache all visual tokens as in [14], fine-tuning only the VLM expert, the action expert, and any parameters introduced by memory. Each model is trained on four A40 GPUs⁴ for approximately 3-4 days. Additional hyperparameters and implementation details are provided in Table 3.

Table 3. Training configuration for MME-VLA models.

Hyperparameter	Value
Action Horizon	20
Proprioception	False
Batch Size	8 for recurrent, 64 for symbolic and perceptual
Optimizer	AdamW
β_1	0.9
β_2	0.95
Weight Decay	0
Gradient Clip Norm	1.0
LR Schedule	Constant
Warmup Ratio	0.05
LR	5×10^{-5}
EMA Decay	0.999
Train Steps	80,000
Save Interval	10,000
Frozen Part	SigLIP ViT
FSDP Devices	4

⁴For RMT-based recurrent models, we instead use A100 GPUs due to insufficient memory on A40 GPUs.

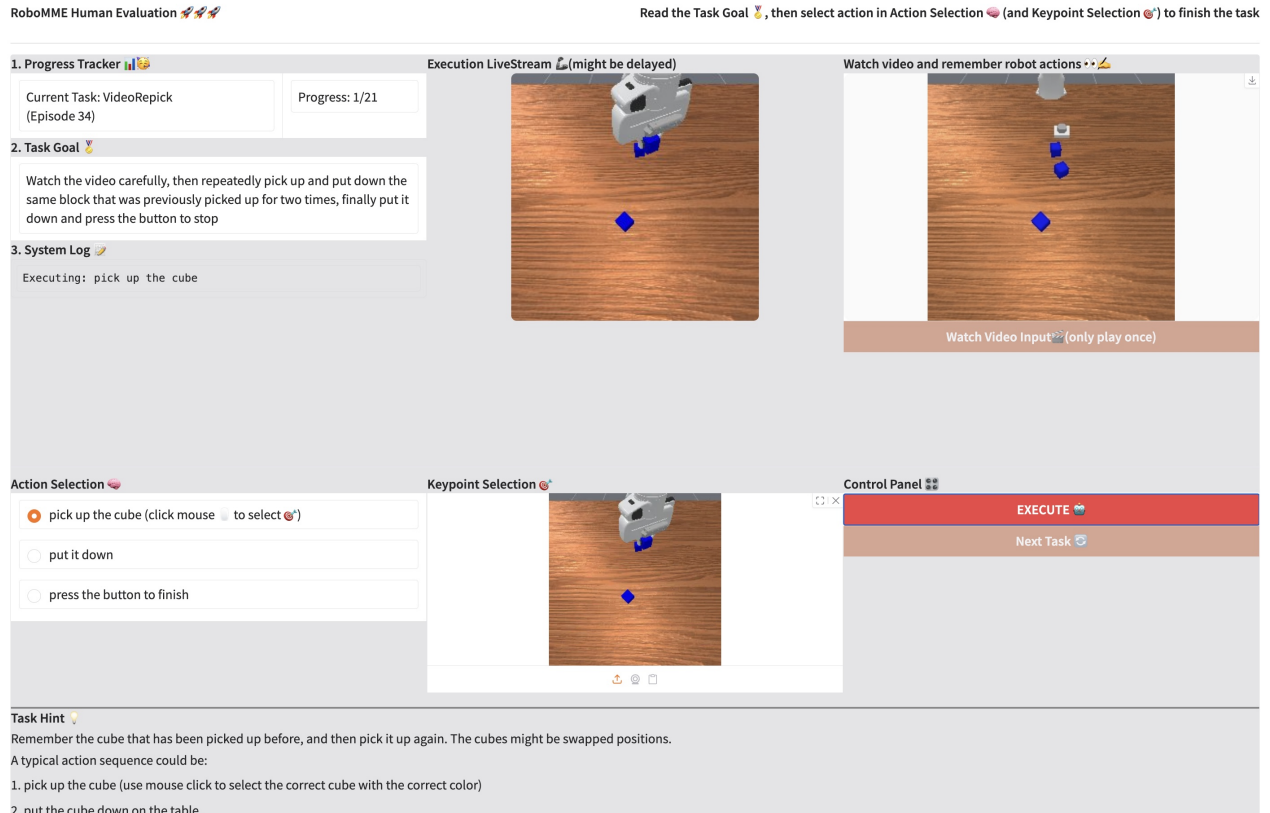


Figure 4. Human Study GUI.

B.5. Oracle Planner and Human Study

To estimate an approximate upper bound on task performance, we conduct two forms of oracle evaluation. First, we evaluate policies using ground-truth subgoals. Second, we reformulate each task as a VideoQA-style decision problem: video clips are revealed incrementally, and humans or models select the correct high-level action from a predefined action set with corresponding grounding information by clicking. An oracle planner then executes the selected actions to complete the task. Note that our oracle planner always guarantee successful low-level motion planning as long as an high-level action is chosen, e.g., `pick up the cube (u, v)` means picking up any pickable cubes nearest to the coordinate (u, v) in the image.

We evaluate several proprietary foundation models under this protocol and recruit 18 human participants to complete a total of 800 evaluation episodes. A screenshot of the graphical user interface is shown in Figure 4.

C. Full Results on RoboMME

C.1. Results Using the Oracle Planner

Results using the oracle planner are reported in Table 4. For simplicity, we evaluate each episode with a single run.

We observe that simply prompting existing video foundation models yields limited performance, suggesting a substantial domain shift between our environment and their pretraining data. This observation is consistent with findings reported in MemER [12]. In particular, we find that these models struggle to translate visual understanding into reliable sequential decision-making without task-specific adaptation or fine-tuning.

Human participants, in contrast, perform well on most tasks. However, failures still occur on tasks with strong memory demands. In particular, *Permanence* tasks require sustained attention over long horizons, leading to noticeable performance degradation. Tasks such as *DrawPattern* and *RouteStick* also exhibit lower success rates, primarily because participants tend to forget earlier trajectory details or intermediate goals. *SwingXTimes* and *StopCube* show similarly low performance, as the video clips are revealed incrementally to mimic online execution. After selecting several correct high-level actions, participants often lose track of how many actions they have already taken.

These results indicate that RoboMME imposes substantial long-term memory demands even for humans.

Table 4. Performance using the oracle planner for both foundation models and human participants.

Method	Counting				Permanence				Reference				Imitation				AVG
	Bin Fill	Pick Xtimes	Swing Xtimes	Stop Cube	Video Umsk	Button Umsk	Video UmskS	Button UmskS	Pick HighL	Video Repick	Video PlcBtn	Video PlcOrd	Move Cube	Insert Peg	Draw Pattern	Route Stick	
HUMAN	96.00	100.0	80.00	78.00	90.00	92.00	92.00	90.00	92.00	92.00	98.00	90.00	90.00	98.00	84.00	86.00	90.50
Gemini-2.5-Pro	78.00	80.00	58.00	32.00	86.00	82.00	18.00	12.00	78.00	28.00	50.00	60.00	66.00	32.00	4.00	2.00	47.88
GPT4o	50.00	58.00	32.00	18.00	32.00	60.00	28.00	34.00	30.00	14.00	18.00	20.00	70.00	18.00	6.00	2.00	30.63
Qwen3-VL-32B	54.00	60.00	54.00	32.00	26.00	28.00	22.00	14.00	14.00	32.00	26.00	14.00	66.00	2.00	2.00	0.00	27.88

C.2. Results Based on Each Task Suite

We further provide detailed comparisons of all models in the MME-VLA suite and the best two prior methods, SAM2Act and MemER, on each task suite, as shown in Table 5. All our MME-VLA models are evaluated over nine runs, while the prior methods are evaluated over three runs for simplicity.

Table 5. Comparison over MME-VLA suite and prior methods per task suite. **Red** marks the best per section; marks the overall best for non-oracle models.

Representation	Policy	Integration/VLM	Counting	Permanence	Reference	Imitation	AVG
No Memory ($\pi_{0.5}$)	–	–	28.78	17.00	17.17	8.78	17.93 \pm 0.61
<i>Symbolic</i>	SIMPLESG	Oracle	82.56	21.56	32.28	61.94	49.58 \pm 1.33
	GROUND SG	Oracle	83.86	93.31	95.17	63.98	84.08 \pm 1.86
	SIMPLESG	Gemini	39.00	13.50	22.50	18.00	23.25 \pm 0.35
		QwenVL	44.61	19.61	25.22	26.56	29.00 \pm 0.39
	GROUND SG	Gemini	12.75	15.75	11.25	6.5	11.56 \pm 0.97
		QwenVL	38.00	39.34	31.56	21.89	32.70 \pm 0.61
<i>Perceptual</i>	TOKEN DROP	Context	57.89	26.89	23.72	29.43	34.50 \pm 0.89
		Modul	52.33	26.83	34.72	38.28	38.04 \pm 0.82
		Expert	59.44	23.61	25.33	31.06	34.86 \pm 0.93
	FRAME SAMP	Context	50.14	23.31	20.95	28.33	30.68 \pm 1.17
		Modul	65.22	25.11	36.33	51.39	44.51 \pm 0.77
		Expert	66.78	25.17	24.11	28.94	36.25 \pm 0.68
<i>Recurrent</i>	TTT	Context	36.06	21.39	22.00	9.67	22.28 \pm 1.57
		Modul	34.53	22.17	20.42	10.72	21.96 \pm 2.39
		Expert	36.00	22.95	19.67	10.78	22.35 \pm 1.74
	RMT	Context	32.17	15.39	19.72	10.56	19.46 \pm 2.73
		Modul	34.14	15.78	21.11	9.67	20.17 \pm 1.27
		Expert	34.39	15.72	14.34	7.75	18.05 \pm 1.66
SAM2Act+ [12]		35.33	26.00	16.83	7.33	21.37 \pm 1.82	
MemER [12]		48.83	53.17	38.00	29.50	42.38 \pm 0.33	

C.3. Results Based on Task Functional Requirements

We observe that no single method fully solves an entire task suite, suggesting that task demands cannot be explained by a simple one-to-one correspondence between cognitive memory types and model memory representations. To better analyze task differences, we regroup tasks according to their functional characteristics, as summarized in Table 6. The regrouped results are given in Tab 7, we compare the our MME-VLA variants trained with symbolic and perceptual memory, as well as the strongest prior method MemER.

Table 6. Task categorization based on functional characteristics.

Category	Functional Requirement	Tasks
Motion-Centric	Sustained trajectory tracking and structured continuous motions (e.g., linear, circular, insertion, swinging)	<i>PatternLock, RouteStick, SwingXtimes, InsertPeg</i>
Time-Sensitive	Precise temporal coordination; success depends critically on acting at the correct moment	<i>StopCube</i>
Short-Horizon Video Reasoning	Grounding objects from short video history in mostly static or mildly dynamic scenes	<i>VideoUnmask, VideoRepick, VideoUnmaskSwap</i>
Long-Horizon Video Reasoning	Integrating information across extended temporal sequences (often > 1000 steps) before acting	<i>VideoPlaceButton, VideoPlaceOrder</i>
Dynamic Online Scene-Change	Continual belief updates and online adaptation under concurrent environmental changes during execution	<i>ButtonUnmask, ButtonUnmaskSwap, PickHighlight</i>
Event-Salient	progress is marked by visually salient, discrete events that clearly signal subtask completion or manipulation intent	<i>PickXtimes, BinFill, MoveCube</i>

Table 7. Performance grouped by task functional requirements. Results are averaged within each category.

Representation	Policy	Integration/ VLM Type	Motion- Centric	Time- Sensitive	Short- Horizon	Long- Horizon	Scene- Change	Event- Salient
No Memory (π_0)			11.17	6.67	16.39	28.45	13.41	32.96
Symbolic	SIMPLESG	Gemini	14.00	2.00	19.33	27.50	10.33	56.67
		QwenVL	7.34	0.44	24.96	29.22	15.33	84.96
	GROUND SG	Gemini	3.25	3.00	22.00	9.50	7.67	20.33
		QwenVL	5.83	0.00	48.22	42.89	17.70	72.08
Perceptual	TOKENDROP	Context	32.84	3.11	25.93	28.22	22.74	71.70
		Modul	44.28	5.33	26.22	47.78	24.00	60.00
		Expert	32.11	4.22	22.00	30.56	22.89	76.45
	FRAMESAMP	Context	27.45	13.67	21.00	25.45	21.04	63.48
		Modul	54.95	42.00	29.18	46.00	22.07	68.22
		Expert	31.84	28.89	25.93	27.11	21.70	75.55
SAM2Act+ [7]			6.33	0.00	16.89	22.34	25.33	48.44
MemER [12]			23.67	0.00	48.22	28.00	54.67	72.89

C.4. Full Results on All Tasks

We provide the complete per-task results for all MME-VLA models and prior baselines in Table 8 for reference. We add Unet-based Diffusion Policy [4] as a baseline, which achieve 7% average success. We also attempted to implement MemoryVLA [11], a very recent memory-based VLA models; however, we were unable to successfully adapt their public repository to our benchmark and observed only 9% average success. We will continue to check and plan to update these results once a stable implementation is available. The code for adapting Diffusion Policy and MemoryVLA to RoboMME can be found at <https://github.com/RoboMME/DP> and <https://github.com/RoboMME/MemoryVLA>.

Table 8. Complete results are reported with mean and variance. **Red** marks the best per section; marks the overall best for non-oracle models.

Representation	Policy	Integration/ VLM Type	Counting				Permanence			
			BinFill	PickXTimes	SwingXTimes	StopCube	VideoUnmask	ButtonUnmask	VideoUnmaskSwap	ButtonUnmaskSwap
Symbolic	SIMPLESG	Oracle	85.78 ± 2.91	99.78 ± 0.67	100.0 ± 0.00	44.67 ± 22.25	33.11 ± 2.67	22.00 ± 3.06	15.56 ± 2.60	15.56 ± 3.84
	GROUNDSEG	Oracle	85.78 ± 1.67	100.00 ± 0.00	100.0 ± 0.00	49.67 ± 20.02	98.78 ± 1.04	95.00 ± 2.83	99.22 ± 1.04	80.22 ± 15.69
Symbolic	SIMPLESG	Gemini	46.00 ± 7.14	63.00 ± 7.07	45.00 ± 4.24	2.00 ± 0.00	29.00 ± 1.41	9.00 ± 7.07	14.00 ± 2.83	2.00 ± 2.83
	SIMPLESG	QwenVL	77.56 ± 2.19	95.33 ± 2.00		5.11 ± 1.45	0.44 ± 0.88	34.22 ± 3.53	19.33 ± 8.31	15.33 ± 2.83
	GROUNDSEG	Gemini	26.00 ± 8.49	18.00 ± 0.00	4.00 ± 0.00	3.00 ± 1.41	36.00 ± 0.00	14.00 ± 2.83	13.00 ± 1.41	0.00 ± 0.00
	GROUNDSEG	QwenVL	52.00 ± 2.00	92.67 ± 3.06	7.33 ± 6.11	0.00 ± 0.00	88.67 ± 1.15	24.00 ± 2.00	30.67 ± 1.15	14.00 ± 2.00
Perceptual	TOKENDROP	Context	48.67 ± 4.58	85.11 ± 4.14	94.67 ± 3.00	3.11 ± 3.89	33.78 ± 5.33	31.56 ± 3.43	26.22 ± 2.11	16.00 ± 5.92
	TOKENDROP	Modul	34.44 ± 3.43	83.56 ± 8.59	86.00 ± 5.92	5.33 ± 4.24	28.22 ± 2.91	29.33 ± 3.00	28.44 ± 3.71	21.33 ± 5.29
	TOKENDROP	Expert	54.22 ± 3.07	87.56 ± 3.84	91.78 ± 3.07	4.22 ± 5.70	26.67 ± 2.65	30.44 ± 4.45	18.44 ± 3.13	18.89 ± 4.48
	FRAMESAMP	Context	41.22 ± 4.27	72.00 ± 3.74	73.67 ± 11.08	13.67 ± 8.82	26.89 ± 5.28	30.22 ± 3.52	20.89 ± 2.94	15.22 ± 3.93
	FRAMESAMP	Modul	39.56 ± 5.27	87.33 ± 2.45	92.00 ± 2.24	42.00 ± 11.36	32.67 ± 3.16	25.11 ± 3.18	24.44 ± 6.06	18.22 ± 3.80
	FRAMESAMP	Expert	57.33 ± 4.90	86.22 ± 4.52	94.67 ± 2.45	28.89 ± 9.33	31.78 ± 5.43	25.78 ± 3.38	22.89 ± 2.26	20.22 ± 3.07
Recurrent	TTT	Context	35.56 ± 5.64	62.89 ± 8.01	42.44 ± 7.44	3.33 ± 2.65	29.78 ± 4.06	22.89 ± 3.89	18.44 ± 3.28	14.44 ± 5.90
	TTT	Modul	34.22 ± 8.49	65.11 ± 5.41	36.67 ± 8.97	2.11 ± 2.83	27.22 ± 9.90	22.11 ± 1.41	25.00 ± 12.73	14.11 ± 2.83
	TTT	Expert	34.89 ± 6.57	63.78 ± 6.12	41.33 ± 9.95	4.00 ± 3.46	31.78 ± 6.12	22.44 ± 3.13	19.56 ± 6.98	18.00 ± 6.86
	RMT	Context	32.44 ± 7.77	56.89 ± 9.12	33.56 ± 7.99	5.78 ± 5.52	31.33 ± 7.87	10.89 ± 9.06	17.33 ± 5.48	2.00 ± 2.65
	RMT	Modul	33.33 ± 5.00	60.78 ± 7.45	37.78 ± 6.20	4.67 ± 5.48	31.11 ± 5.21	11.78 ± 9.92	17.78 ± 3.38	2.44 ± 2.79
	RMT	Expert	35.78 ± 7.90	60.22 ± 8.27	36.00 ± 8.34	5.56 ± 5.81	28.00 ± 3.16	17.11 ± 9.79	15.78 ± 5.52	2.00 ± 2.65
DP-Unet [4]			32.00 ± 2.67	2.67 ± 3.56	6.67 ± 1.78	0.00 ± 0.00	16.00 ± 8.00	4.00 ± 2.67	4.00 ± 0.00	0.00 ± 0.00
$\pi_{0.5}$ [2]			30.00 ± 6.48	42.89 ± 6.41	35.56 ± 5.27	6.67 ± 5.20	20.44 ± 2.96	22.22 ± 10.22	18.67 ± 4.24	6.67 ± 4.12
SAM2Act+ [7]			40.00 ± 5.29	76.00 ± 2.00	25.33 ± 1.15	0.00 ± 0.00	27.33 ± 1.15	32.00 ± 0.00	18.00 ± 5.29	26.67 ± 1.15
MemER [12]			56.67 ± 3.06	79.33 ± 4.16	59.33 ± 8.33	0.00 ± 0.00	81.33 ± 3.06	72.00 ± 3.46	38.00 ± 0.00	21.33 ± 3.06

Representation	Policy	Integration/ VLM Type	Reference				Imitation			
			PickHighlight	VideoRepick	VideoPlaceButton	VideoPlaceOrder	MoveCube	InsertPeg	PatternLock	RouteStick
Symbolic	SIMPLESG	Oracle	44.00 ± 4.69	27.78 ± 2.33	31.33 ± 4.90	26.00 ± 3.00	87.33 ± 3.46	10.00 ± 3.32	95.33 ± 2.24	55.11 ± 5.49
	GROUNDSEG	Oracle	83.33 ± 5.99	97.33 ± 1.04	100.00 ± 0.00	100.00 ± 0.00	87.78 ± 4.83	15.56 ± 3.66	97.00 ± 2.62	55.56 ± 6.02
Symbolic	SIMPLESG	Gemini	20.00 ± 2.83	15.00 ± 1.41	26.00 ± 8.49	29.00 ± 7.07	61.00 ± 1.41	4.00 ± 0.00	7.00 ± 1.41	0.00 ± 0.00
	SIMPLESG	QwenVL	17.11 ± 3.18	25.33 ± 3.74	33.33 ± 3.46	25.11 ± 4.81	82.00 ± 6.78	3.78 ± 1.56	12.67 ± 2.00	7.78 ± 3.07
	GROUNDSEG	Gemini	9.00 ± 4.24	17.00 ± 1.41	12.00 ± 5.66	7.00 ± 1.41	17.00 ± 4.24	0.00 ± 0.00	7.00 ± 4.24	2.00 ± 0.00
	GROUNDSEG	QwenVL	15.11 ± 1.15	25.33 ± 1.15	54.00 ± 4.00	31.78 ± 1.15	71.56 ± 1.15	3.33 ± 1.15	6.67 ± 2.31	6.00 ± 2.00
Perceptual	TOKENDROP	Context	20.67 ± 4.24	17.78 ± 2.11	31.11 ± 3.48	25.33 ± 5.20	81.33 ± 4.12	4.00 ± 3.32	12.67 ± 4.00	20.00 ± 3.16
	TOKENDROP	Modul	21.33 ± 5.83	22.00 ± 3.16	59.56 ± 2.40	36.00 ± 3.61	62.00 ± 3.46	7.11 ± 3.33	32.44 ± 7.40	51.56 ± 6.62
	TOKENDROP	Expert	19.33 ± 3.00	20.89 ± 4.37	36.44 ± 2.96	24.67 ± 3.46	87.56 ± 6.77	2.22 ± 1.86	16.22 ± 3.07	18.22 ± 4.94
	FRAMSAMP	Context	17.67 ± 2.83	15.22 ± 4.08	30.00 ± 4.68	20.89 ± 6.28	77.22 ± 7.87	1.22 ± 1.63	15.22 ± 2.34	19.67 ± 3.67
	FRAMSAMP	Modul	22.89 ± 3.89	30.44 ± 5.81	60.00 ± 4.00	32.00 ± 3.87	77.78 ± 3.80	7.56 ± 3.57	53.56 ± 4.56	66.67 ± 4.12
	FRAMSAMP	Expert	19.11 ± 4.59	23.11 ± 5.75	30.00 ± 5.10	24.22 ± 4.29	83.11 ± 5.21	2.00 ± 2.00	13.56 ± 2.40	17.11 ± 2.26
Recurrent	TTT	Context	20.44 ± 6.15	13.11 ± 3.76	34.22 ± 8.33	20.22 ± 5.04	32.44 ± 6.15	1.11 ± 1.05	1.56 ± 2.60	3.56 ± 2.96
	TTT	Modul	14.56 ± 5.66	12.11 ± 2.83	32.67 ± 2.83	22.33 ± 1.21	31.22 ± 4.24	1.11 ± 1.41	3.56 ± 4.24	7.00 ± 1.41
	TTT	Expert	12.22 ± 3.80	9.56 ± 3.43	34.00 ± 6.00	22.89 ± 4.59	33.56 ± 6.06	0.89 ± 1.05	3.11 ± 2.85	5.56 ± 3.28
	RMT	Context	14.00 ± 5.66	3.78 ± 2.11	32.00 ± 8.06	29.11 ± 8.25	25.78 ± 8.60	2.00 ± 2.00	5.56 ± 4.67	8.89 ± 2.85
	RMT	Modul	17.11 ± 3.33	4.22 ± 2.91	32.00 ± 4.24	31.11 ± 6.72	24.67 ± 3.32	2.21 ± 2.00	3.78 ± 4.18	8.00 ± 4.69
	RMT	Expert	11.78 ± 3.53	0.22 ± 0.67	24.22 ± 3.80	22.67 ± 9.80	20.00 ± 5.39	1.89 ± 1.41	4.22 ± 3.80	4.89 ± 3.62
DP-Unet [4]			0.00 ± 0.00	0.00 ± 0.00	22.00 ± 0.00	5.67 ± 3.11	8.67 ± 1.78	0.00 ± 0.00	2.00 ± 2.67	10.00 ± 0.00
$\pi_{0.5}$ [2]			11.33 ± 4.90	0.44 ± 0.88	31.11 ± 4.01	25.78 ± 1.86	26.00 ± 3.61	1.56 ± 1.94	2.89 ± 2.26	4.67 ± 2.45
SAM2Act+ [7]			17.33 ± 2.31	5.33 ± 2.31	24.67 ± 4.16	20.00 ± 2.00	29.33 ± 2.31	0.00 ± 0.00	0.00 ± 0.00	0.00 ± 0.00
MemER [12]			70.67 ± 4.16	25.33 ± 6.11	30.00 ± 3.46	26.00 ± 2.00	82.67 ± 3.06	6.67 ± 1.15	16.67 ± 1.15	12.00 ± 3.46




Figure 5. We design four history-dependent real-world tasks for policy evaluation. The upper dashed box indicate selected frames from previous video history. The bottom large box indicate current observation for execution.

D. Real Robot Experiment

We design four real-world tasks (Figure 5), *PutFruits*, *TrackCube*, *RepickBlock*, and *DrawPattern*, to mirror four simulation tasks, *BinFill*, *VideoUnmask(Swap)*, *VideoRepick*, and *PatternLock*, respectively.

- ***PutFruits***. The robot transfers a specified number of fruits from a basket to a bin. During execution, a human may intervene by removing placed fruits or adding new ones, preventing the robot from relying solely on immediate perception and requiring it to track progress over time.
- ***TrackCube***. The robot selects the correct cup containing a target cube given a pre-recorded video in which a human covers the cubes with multiple cups and optionally swaps or moves their positions.
- ***RepickBlock***. Given a pre-recorded video showing a human picking up several blocks, the robot must identify and pick up the same set of blocks again.
- ***DrawPattern***. The robot reproduces a movement trajectory demonstrated in a pre-recorded video.

We teleoperate the robot using an Oculus Quest 2 and record demonstrations at 15 Hz. We collect 50 demonstrations for *PutFruits* and 100 demonstrations for each of the other three tasks, as *PutFruits* episodes contain longer trajectories. In total, the dataset comprises 350 demonstrations and 78,400 timesteps.

After data collection, we manually annotate each episode with grounded subgoals at keyframes. For simplicity, we omit grounding annotations for *PutFruits*, as we found that simple goal descriptions are sufficient for counting-based behaviors. Figure 6 illustrates the platform setup. Experiments are conducted using a 7-DoF Franka Emika Panda robot equipped with UMI [3] fin-ray fingers mounted on the default Franka gripper. The robot operates in a tabletop environment with three RGB-D cameras following the DROID setup [8]: two Intel RealSense D435 cameras mounted on the left and right shoulders and one Intel RealSense D405 mounted on the wrist.

For training, we evaluate our strongest perceptual model (FRAMESAMP+Modul), symbolic model (GROUND SG + QwenVL), and the $\pi_{0.5}$ baseline for comparison. We adopt a larger memory budget of $B = 2048$, as simulation experiments showed only modest additional computational cost. We use the right-shoulder view image for the VLM subgoal predictor and memory construction. QwenVL is trained using the same configuration as in simulation. The subgoal annotation for *PutFruits* and *DrawPattern* tasks does not contain grounding information. All other hyperparameters remain unchanged, except that we set the total number of training steps to 50k.

The aggregated results for each task are shown in Table 4. All rollout demonstrations are available on the project website.

We observe similar trends in the real world. Perceptual memory performs best on the motion-centric task *DrawPattern*, whereas symbolic memory performs better on the event-salient task *PutFruits*. Both approaches achieve moderate performance on *RepickBlock*. On *TrackCube*, perceptual memory performs slightly better, as the VLM-based subgoal predictor often fails to produce accurate grounding when dynamic swapping occurs.




Figure 6. Real Robot Experiment Platform Setup.

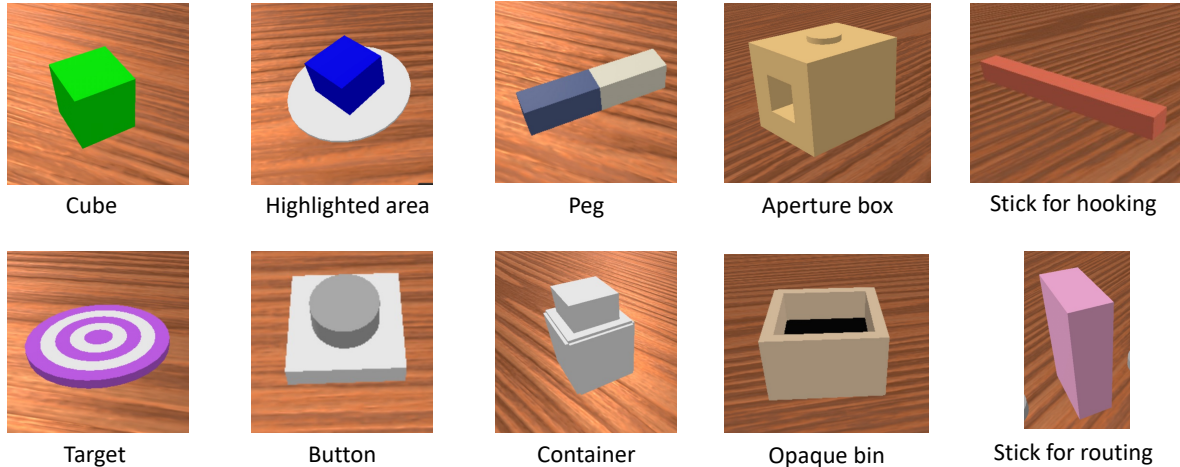


Figure 7. Overview of the main assets used in RoboMME.

E. Task Description

RoboMME is constructed using a carefully designed taxonomy to evaluate four types of memory: temporal, spatial, object, and procedural. These memory types correspond to four task suites, *Counting*, *Permanence*, *Reference*, and *Imitation*, respectively, each comprising four tasks.

Across all tasks, the environments use a fixed set of tabletop objects (see Fig. 7), grouped by their functional roles:

- **Primitive Objects:**
 - **Cubes** (green/blue/red) for basic pick-and-place manipulation.
 - **Pegs** for insertion in the *InsertPeg* task.
 - **Hook stick** for pulling or repositioning objects in the *MoveCube* task.
 - **Routing stick** for navigating around obstacles in the *RouteStick* task.
 - **Highlighted areas**, implemented as white discs beneath objects, that provide temporary visual cues in the *PickHighlight* task.
- **Interactive Objects:**
 - **Targets**, colored discs (purple/red/gray) that change color to indicate state transitions.
 - **Buttons** for press-based interaction, typically serving as termination signals.
- **Specialized Receptacles:**
 - **Containers** that can be picked up to cover and hide cubes, testing spatial memory.
 - **Aperture box** (box with a hole) for peg insertion tasks.
 - **Opaque bin** with a black interior for the *BinFill* task, preventing visual counting and enforcing object-permanence reasoning.

Detailed descriptions of each task are provided below.




Figure 8. **BinFill Task Example.** In this instance, the goal is to place one blue cube into the bin and then press the button to stop.

E.1. BinFill

The *BinFill* task, illustrated in Fig. 8, evaluates sequential decision-making and temporal memory. The robot must place a specified number of colored cubes into a bin and then press a button to terminate the episode. Success requires accurate counting and timely termination. Task configurations are summarized in Table 9.

Language Goals We define three types of language instructions with increasing compositional complexity:

1. Place **one** cube of a specified color. *e.g.*, “put one blue cube into the bin and press the button to stop”.
2. Place cubes of **two** specified colors. *e.g.*, “put one blue cube and two green cubes into the bin and press the button to stop”.
3. Place cubes of **three** specified colors. *e.g.*, “put one blue cube, one green cube and two red cubes into the bin and press the button to stop”.

Task Characteristics To introduce dynamic and history-dependent behavior, we consider two settings randomly selected at environment initialization:

1. **Static:** all cubes are present at the beginning of the episode.
2. **Streaming:** cubes appear incrementally over time in a random order.

Success Criteria

- **Correct completion:** the button is pressed only after the exact required number of cubes for each specified color has been placed in the bin.
- **Failure:** placing fewer or more cubes than required for any color at evaluation time.
- **Immediate failure:** exceeding the required count for any color will terminate the episode early.

Table 9. *BinFill* Task Configuration.

Difficulty	#Colors	#Total Cubes	#Goal Cubes
Easy	1	4–6	1
Medium	2	8–10	1–2
Hard	3	10–12	2–3




Figure 9. **PickXtimes Task Example.** In this instance, the goal is to pick up the green cube and place it on the target twice, then press the button to stop.

E.2. PickXtimes

The *PickXTimes* task, illustrated in Fig. 9, evaluates the robot’s ability to perform iterative pick-and-place actions with temporal memory. The robot repeatedly picks up a cube of a specified color, places it on a target, and completes an exact number of cycles before pressing a button to terminate the task. Task configurations are summarized in Table 10.

Language Goals We define two types of language instructions:

1. Pick and place for **one** time. *e.g.*, “pick up the blue cube and place it on the target, then press the button to stop”.
2. Pick and place for **multiple** times. *e.g.*, “pick up the blue cube and place it on the target, repeating this pick-and-place action three times, then press the button to stop”.

Successful Pick-and-Place A pick-and-place is considered successful when the robot lifts the cube above a predefined height threshold while maintaining a valid grasp, and then lowers it onto the target surface below a specified placement height.

Success Criteria

- **Correct completion:** the robot completes exactly the specified number of pick-and-place repetitions and then presses the button to terminate the episode.
- **Immediate failure:** The episode terminates early if:
 1. The robot picks up a wrong cube.
 2. The button is pressed before all required repetitions are completed.
 3. The robot performs more pick-and-place repetitions than specified.

Table 10. *PickXtimes* Task Configuration.

Difficulty	#Total Cubes	#Repetitions
Easy	1	1–3
Medium	3 (2 distractors)	1–3
Hard	3 (2 distractors)	4–5




Figure 10. **SwingXtimes Task Example.** In this instance, the goal is pick up the green cube, first move it to the right-side target, then put down the cube on the left-side target (i.e., swing between targets one time), finally press the button to stop. Spatial directions (e.g., left/right) follow the robot base coordinate frame rather than the front camera frame.

E.3. SwingXtimes

The *SwingXtimes* task is illustrated in Fig. 10. The robot must pick up a specified colored cube, transport it back and forth between two distinct targets (right-side and left-side) for a specified number of repetitions, and then press a button to stop.

Language Goals We define two types of language instructions with increasing compositional complexity:

1. Perform **one** swing cycle. *e.g.*, “Pick up the green cube, move it to the right-side target and then put down the cube on the left-side target and press the button to stop”.
2. Perform **multiple** swing cycles. *e.g.*, “Pick up the green cube, move it to the right-side target and then to the left-side target, repeating this right-to-left swing motion three times, then put down the cube and press the button to stop.”.

Successful Reach A reach is successful when the cube is held nearly upright and positioned within a small tolerance of the target center in both vertical alignment and horizontal offset. Upon success, the target changes from gray to red, indicating that the gripper has reached it.

Success Criteria

- **Correct completion:** The button is pressed only after the robot completes the exact required number of swing motions between the two targets and places the cube on the table.
- **Immediate failure:** The episode terminates early if:
 1. The robot picks up the wrong cube.
 2. The button is pressed before all repetitions are completed.
 3. The robot reaches either target more than the specified number of times (excessive swings).

Table 11. *SwingXtimes* Task Configuration.

Difficulty	#Total Cubes	#Repetitions
Easy	1	1–3
Medium	3 (2 distractors)	1–2
Hard	3 (2 distractors)	3




Figure 11. **StopCube Task Example.** In this instance, the goal is press the button to stop the cube exactly at the target on its second visit.

E.4. StopCube

The *StopCube* task, illustrated in Fig. 11, challenges the robot’s temporal memory in a dynamic environment. The robot must monitor a cube that continuously oscillates across a target following a predefined line and press a button to stop *exactly* when the cube reaches the target at a specified ordinal occurrence (e.g., the third visit). Successful completion requires combining continuous visual tracking with discrete event counting to identify the correct occurrence and execute the stopping action with high temporal precision. Detailed Task Configurations are summarized in Table. 12.

Table 12. *StopCube* Task Configuration.

Difficulty	#Passes	Move Speed
Easy	2–3	slow/medium/fast
Medium	3–4	slow/medium/fast
Hard	4–5	slow/medium/fast

Language Goal The instruction specifies the ordinal constraint (k -th visit) for the stop condition. e.g., “press the button to stop the cube exactly at the target on its third visit.”

Task Dynamics The environment features a dynamic interaction phase defined by continuous movement:

1. **Oscillating Cube:** A cube is moving back and forth between start and end positions along a straight line.
2. **Static Behavior:** To succeed, the robot must position its end-effector over the button and remain static (hovering) until the correct timing.
3. **Immediate Stop:** Pressing the button stops the cube instantly. The robot must press at the exact moment the cube reaches the target zone in the specified cycle, accounting for the motion delay from hover to button.

Success Criteria

- **Precise Synchronization:** The button must be pressed strictly within the time window when the cube overlaps with the target.
- **Correct Ordinality:** The stop must correspond to the specified count when the cube reaches the target.
- **Failure:** The episode terminates early if the button is pressed too early or too late.




Figure 12. **VideoUnmask Task Example.** In this instance, after watching a video in which all cubes are masked, the robot must pick up the container hiding the green cube. Red-bordered frames denote the video-based observation prior to execution.

E.5. VideoUnmask

The *VideoUnmask* task, illustrated in Fig. 12, evaluates spatial memory from a demonstration video. The robot first watches the video and infers which container hides the specified cube (red, blue, or green), then selects the corresponding container(s) during execution. Successful completion requires identifying the correct container(s) from the video and picking each required one at least once (in the specified order when multiple picks are requested), without selecting any incorrect containers. Task configurations are summarized in Table 13.

Table 13. *VideoUnmask* Task Configuration.

Difficulty	#Total Containers	#Goal Containers	#Total Cubes
Easy	3	1	3 (red, green, blue)
Medium	5	1	3 (red, green, blue)
Hard	10	2	3 (red, green, blue)

Language Goals We use language instructions with increasing temporal and compositional complexity:

1. Pick **one** container hiding a specified cube
e.g., “Watch the video carefully, then pick up the container hiding the green cube.”
2. Pick **two** containers sequentially (order matters)
e.g., “Watch the video carefully, then pick up the container hiding the green cube, and finally pick up the container hiding the red cube.”

Task Characteristics Each episode consists of a **video phase** followed by an **execution phase**.

- **Video:** Multiple containers are placed on the table. Each cube (red/green/blue) is hidden under a container, and some containers may be empty. The robot remains stationary during the video.
- **Execution:** The robot must pick up the container(s) hiding the specified cube(s) described in the language instruction, using the correspondence inferred from the demonstration.

Success Criteria

- **Correct completion:** All containers hiding the specified cubes are picked up at least once, following the required order when applicable.
- **Immediate failure:** Picking any incorrect container (i.e., one hiding a non-specified cube) immediately terminates the episode.




Figure 13. **ButtonUnmask Task Example.** In this instance, the robot first presses the button on the table and then selects the container hiding the green cube. During the button press, all cubes are masked.

E.6. ButtonUnmask

The *ButtonUnmask* task, illustrated in Fig. 13, evaluates the robot’s spatial memory for identifying hidden objects through active interaction. Unlike passive observation tasks, the robot must first press a button to reveal the scene, then determine which container hides the specified cube and pick it up. Task configurations are given in Table 14.

Table 14. *ButtonUnmask* Task Configuration.

Difficulty	#Total Containers	#Goal Containers	#Total Cubes
Easy	3	1	3 (red, green, blue)
Medium	5	1	3 (red, green, blue)
Hard	15	2	3 (red, green, blue)

Language Goals We use language instructions with increasing compositional complexity:

1. Pick **one** specified container by cube color
e.g., “First press the button on the table, then pick up the container hiding the green cube.”
2. Pick **two** specified containers sequentially (order matters)
e.g., “First press the button on the table, then pick up the container hiding the green cube, and finally pick up the container hiding the red cube.”

Task Characteristics

- **Button Pressing:** The robot need to presses the button at the beginning. During the press, multiple containers are concurrently placed on the table. Each cube is hidden under a container, and some containers may be empty. The robot needs to memorize the happening event.
- **Unmasking:** The robot identifies and picks up the container(s) hiding the specified cube(s) described in the language instruction. When multiple pickups are required, the robot must release the first container (*e.g.*, place it back on the table) before attempting the next.

Success Criteria

- **Correct completion:** The robot successfully presses the button and picks up all specified containers at least once, following the required order.
- **Immediate failure:** The episode terminates early if:
 1. The robot picks up any container before completing the button-press phase.
 2. The robot picks up an incorrect container (*i.e.*, one hiding a non-specified cube).




Figure 14. **VideoUnmaskSwap Task Example.** In this instance, the robot first watches the video, then picks up the container hiding the blue cube, followed by the one hiding the green cube. The video shows that all cubes are being masked by containers, with some containers swapped between locations. Red-bordered frames denote the video-based initial observations provided before execution.

E.7. VideoUnmaskSwap

The *VideoUnmaskSwap* task (Fig. 14) evaluates spatial memory from a video demonstration. The robot observes containers swapping positions, tracks the correct containers, and then retrieves them during execution. Task configurations are summarized in Table 15.

Language Goals We use language instructions with increasing temporal and compositional complexity:

1. Pick **one** specified container
e.g., “Watch the video carefully, then pick up the container hiding the blue cube.”
2. Pick **two** specified containers sequentially (order matters)
e.g., “Watch the video carefully, then pick up the container hiding the blue cube, and finally pick up the container hiding the red cube.”

Task Characteristics Each episode consists of a **video phase** followed by an **execution phase**.

- **Video:** Multiple containers are placed on the table. Each cube (red/green/blue) is hidden under a container, and some containers may be empty. The robot remains stationary while the containers swap positions multiple times according to the difficulty setting.
- **Execution:** The robot must pick up the container(s) hiding the specified cube(s) described in the language instruction, tracking each container’s identity across the observed swaps.

Success Criteria

- **Correct completion:** All specified containers are picked up at least once, following the required order when applicable.
- **Immediate failure:** Picking any incorrect container (i.e., one hiding a non-specified cube) immediately terminates the episode.

Table 15. *VideoUnmaskSwap* Task Configuration.

Difficulty	#Total Containers	#Swap Times	#Goal Containers	#Total Cubes
Easy	3	1–2	1–2	3 (red, green, blue)
Medium	4	1–2	1	3 (red, green, blue)
Hard	4	2–3	2	3 (red, green, blue)




Figure 15. **ButtonUnmaskSwap Task Example.** In this instance, the robot first presses both buttons on the table, then picks up the container hiding the green cube, followed by the one hiding the blue cube. During the button presses, all cubes are masked and their locations are swapped.

E.8. ButtonUnmaskSwap

The *ButtonUnmaskSwap* task (Fig. 15) evaluates spatial memory under active interaction. The robot must press both buttons during container hiding and swapping, track the container concealing the target cube, and finally lift the correct one. Task configurations are summarized in Table 16.

Table 16. *ButtonUnmaskSwap* Task Configuration.

Difficulty	#Total Containers	#Goal Containers	#Swap Times	#Total Cubes
Easy	3	1–2	1–2	3 (red, green, blue)
Medium	4	1	1–2	3 (red, green, blue)
Hard	4	2	2–3	3 (red, green, blue)

Language Goals We use language instructions with increasing complexity:

1. Pick **one** specified container
e.g., “First press both buttons on the table, then pick up the container hiding the red cube.”
2. Pick **two** specified containers sequentially (order matters)
e.g., “First press both buttons on the table, then pick up the container hiding the green cube, and finally pick up the container hiding the red cube.”

Task Characteristics

- **Button Pressing:** The robot needs to press both buttons. During the pressing, multiple containers are placed on the table to enclose the cubes, after which the some containers swap positions.
- **Unmasking:** The robot must pick up the container(s) hiding the specified cube color(s) described in the language instruction, following the same order when multiple pickups are required.

Success Criteria

- **Correct completion:** The robot presses both buttons and picks up all specified containers at least once, following the required order.
- **Immediate failure:** The episode terminates early if:
 1. The robot picks up any container before completing the button-press phase.
 2. The robot picks up an incorrect container (i.e., one hiding a non-specified cube).




Figure 16. **PickHighlight Task Example.** In this instance, the goal is first press the button, then pick up all cubes *highlighted by white area*, finally press the button again to stop. During the button pressing, the green cube was highlighted with a white area on the table, the robot needs to capture this information, and pick up the correct cubes.

E.9. PickHighlight

The *PickHighlight* task, shown in Fig. 16, evaluates the robot’s short-term object memory. The robot must press a button to briefly highlight specific cubes, memorize the highlighted cubes, and then pick them up after the cues disappear. This tests the robot’s ability to maintain a working memory of transient object states. Detailed Task Configurations are summarized in Table 17.

Language Goals The task involves a multi-stage sequential command: Press button, memorize, and pick highlighted objects.

e.g., “first press the button, then pick up all highlighted cubes, finally press the button again to stop.”

Task Characteristics

- **Button Pressing:** The robot must first press the button. During the press, the specified cubes are briefly highlighted with a white visual indicator for a fixed number of timesteps.
- **Highlighted Cube Picking:** The robot must identify and pick up all cubes highlighted during this window. If multiple cubes are specified, each must be picked up at least once.

Success Criteria

- **Correct completion:** The robot successfully presses the button and picks up all correct cubes at least once.
- **Immediate failure:** The episode terminates early if:
 1. The robot fails to press the button before attempting a pick.
 2. The robot picks up any wrong cubes (i.e., a cube that was not highlighted).

Table 17. *PickHighlight* Task Configuration.

Difficulty	#Total Cubes	#Goal Cubes
Easy	3	1
Medium	4	2
Hard	6 (cluster)	3

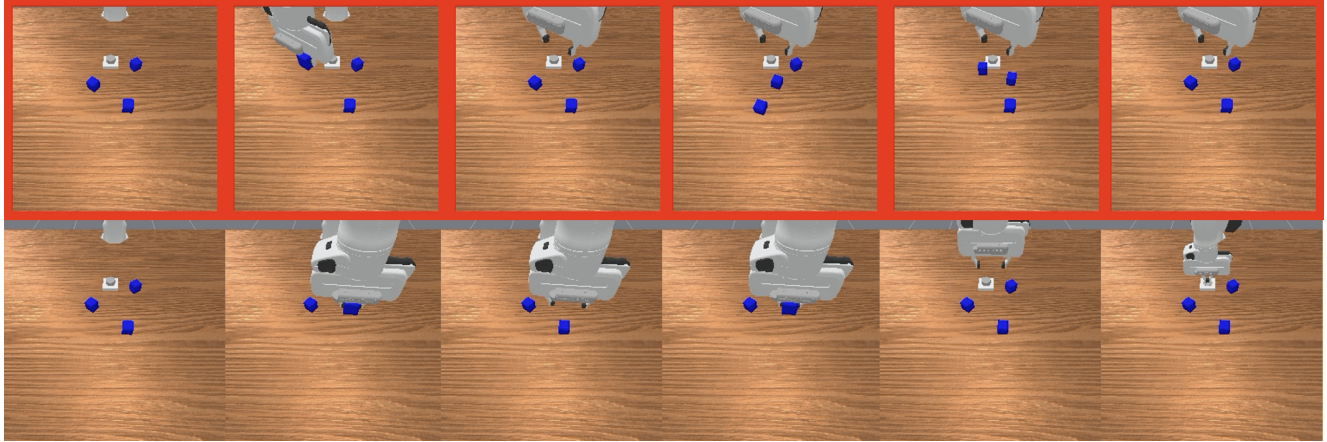


Figure 17. **VideoRepick Task Example.** In this instance, the robot first watches a video, then picks up the same previously picked cube twice, and finally presses the button to stop. Red-bordered frames denote the video-based observations shown prior to execution.

E.10. VideoRepick

The *VideoRepick* task is illustrated in Fig. 17. The robot must watch a demonstration video to identify a specific cube instance, locate the same instance in the current scene (even if the cubes have moved or swapped), and repeat the pick-and-place action exactly N times before pressing a stop button. Task configurations are provided in Table 18.

Table 18. *VideoRepick* Task Configuration.

Difficulty	#Cubes	#Swap Times	#Repetition
Easy	3 (same color)	1–2	1–3
Medium	3 (same color)	2–3	1–3
Hard	15 (different colors, clutter scene)	0	1–3

Language Goals

- Repeat picking the cube for N times that was previously picked in the video, then stop.
e.g., “Watch the video carefully, then pick up the same cube that was previously picked twice, and finally press the button to stop.”

Task Characteristics Each episode consists of a **video phase** and an **execution phase**.

- **Video:** the robot picks up a specified cube and places it. Afterward, the robot remains still while the cubes may swap positions, requiring the agent to track the correct cube from the video.
- **Execution:** the robot locates the same previously picked cube and repeats the pick-and-place action for a specific number of cycles specified in the instruction.

Success Criteria

- **Correct completion:** complete exactly N pick-and-place repetitions with the demonstrated cube, then press the button.
- **Immediate failure:** the episode terminates early if:
 1. the robot picks up the wrong cube,
 2. the button is pressed before finishing N repetitions, or
 3. the robot completes more than N repetitions.




Figure 18. **VideoPlaceButton Task Example.** In this example, the robot first observes a video depicting an interleaved sequence of cube placements and button presses, and then places the cube onto the correct target corresponding to its location prior to the button press. Red-bordered frames indicate the video-based observations provided before execution.

E.11. VideoPlaceButton

The *VideoPlaceButton* task, illustrated in Fig. 18, tests long-video temporal reasoning and object grounding. The robot must watch a long video in which a cube is placed on multiple targets, separated by a distinct button press, and then parse a natural language instruction specifying a temporal relation (e.g., *before* or *after* the button press) to identify the correct destination. Task configurations are summarized in Table 19.

Language Goals We use language instruction to specify a cube and the target location relative to the button press event (*before/after*): e.g., “*Watch the video carefully and place the blue cube on the target where it was placed immediately before the button was pressed.*”

Task Characteristics Each episode has a **video phase** and an **execution phase**.

- **Video:** the robot picks up a cube and alternates between placing it on different targets and pressing a button. In the *Hard* mode, two targets swap positions after the sequence finishes.
- **Execution:** the robot must identify the correct cube, pick it up, and place it on the correct target according to the specified temporal relation (e.g., before or after the button press).

Success Criteria

- **Correct completion:** successfully pick the correct color cube and placing it on the correct target.
- **Immediate failure:** The episode terminates early if: (1) pick a wrong cube; (2) place the cube on the wrong target.

Table 19. *VideoPlaceButton* Task Configuration.

Difficulty	#Cubes	#Targets	Target Swapping
Easy	1	3	No
Medium	3	4	No
Hard	3	4	Yes

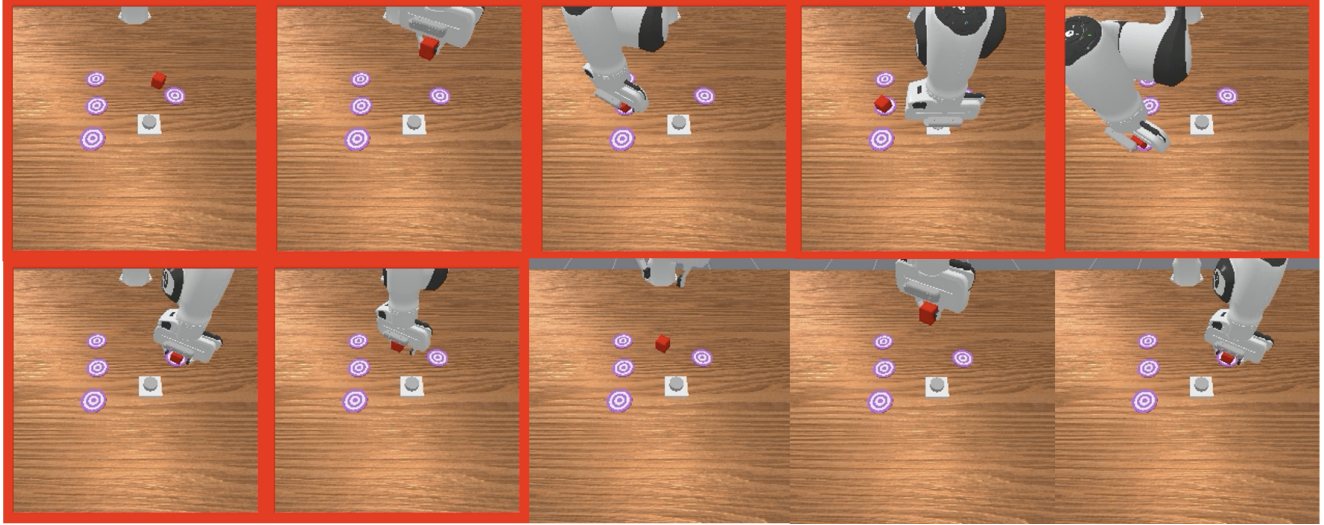


Figure 19. **VideoPlaceOrder Task Example.** In this instance, the goal is to place the red cube on the *third* target where it was previously placed in the given video. Red-bordered frames denote the video-based observation prior to execution.

E.12. VideoPlaceOrder

The *VideoPlaceOrder* task, illustrated in Fig. 19, evaluates long-video temporal reasoning and object grounding. The robot must watch a long video to memorize the sequence of cube placements, then parse a natural language instruction specifying an ordinal position (e.g., “the third target”) to identify the correct destination. Task configurations are summarized in Table 20.

Table 20. *VideoPlaceOrder* Task Configuration.

Difficulty	#Cubes	#Targets	Target Swapping
Easy	1	4	No
Medium	3	4	No
Hard	3	4	Yes

Language Goals We use language instructions that specify the cube and the ordinal rank of the target location relative to the video history, e.g., “*Watch the video carefully and place the red cube on the third target where it was placed.*”

Task Characteristics Each episode consists of a **video phase** and an **execution phase**.

- **Video:** the robot picks up a cube and places it onto multiple targets in a specific sequence, pressing a button between placements. In the *Hard* mode, two targets swap positions after the sequence finishes.
- **Execution:** the robot identifies and picks up the correct cube, then places it onto the correct target corresponding to the requested ordinal rank (e.g., the third target visited).

Success Criteria

- **Correct completion:** successfully pick up the correct colored cube and place it on the target indicated by the specified temporal order.
- **Immediate failure:** the episode terminates early if: (1) the robot picks up the wrong cube; or (2) the cube is placed on the wrong target.




Figure 20. **MoveCube Task Example.** In this instance, the robot must watch the video carefully, then move the cube to the target in the same manner as demonstrated. Red-bordered frames denote the video-based observation prior to execution.

E.13. MoveCube

The *MoveCube* task, illustrated in Fig. 20, assesses the robot’s ability to recognize and reproduce distinct action semantics. The task requires the robot to observe a video demonstration where a cube is moved to a target using one of three specific manipulation manners: (1) hooking it with a tool; (2) pushing it with a closed gripper; or (3) performing a standard pick-and-place operation. Success requires correctly inferring the underlying motion strategy from videos and executing the exact same method during the execution phase.

Language Goal “Watch the video carefully, then move the cube to the target in the same manner as before.”

Task Characteristics Each episode has a **video phase** and an **execution phase**.

- **Video:** The robot moves a cube to a target location using one of three manipulation methods:
 1. **Hooking:** pick up a peg tool and using it to hook the cube to the target.
 2. **Pushing:** close the gripper and use the gripper to push the cube across the surface to the target.
 3. **Pick-and-Place:** grasp the cube directly, lifting it, and placing it on the target.
- **Execution:** After the demonstration, the cube and target are reset to *new random positions*. The robot must identify the method used in the video demonstration and replicate it exactly, adapting it to the new configuration.

Success Criteria

- **Correct completion:** The robot successfully moves the cube to the target using the same manipulation primitive observed in the demonstration.
- **Immediate failure:** The episode terminates immediately if the robot attempts a different method than the one demonstrated (e.g., picking up the cube when a push was demonstrated, or using the tool when a direct grasp was demonstrated).




Figure 21. **InsertPeg Task Example.** In this instance, the robot must watch the video carefully, then grasp the same peg at the same end and insert it into the same side of the box as demonstrated. Red-bordered frames denote the video-based observation prior to execution.

E.14. InsertPeg

The *InsertPeg* task, illustrated in Fig. 21, evaluates fine-grained visual perception and procedural/object memory. The robot observes a demonstration to determine which peg to select, which end to grasp, and which side to insert, then reproduces the same manipulation after the scene is reset to the same initial configuration as in the video.

Language Goal “Watch the video carefully, then grasp the same peg at the same end and insert it into the same side of the box as in the video.”

Task Characteristics Each episode consists of a **video phase** and an **execution phase**.

- **Video:** The robot picks up a peg by grasping a specific end (head or tail) and inserts it into the box from a specific side (left or right). After the demonstration, all pegs are reset to their original positions and orientations without randomness.
- **Execution:** The robot must identify the correct peg based on video demonstrations, then grasp the correct peg at the same end and insert it into the box from the demonstrated side.

Success Criteria

- **Correct completion:** The robot grasps the correct peg by the correct end and inserts it into the box from the correct side.
- **Immediate failure:** The episode terminates early if:
 1. The robot picks up an incorrect peg.
 2. The robot grasps the wrong end of the peg (e.g., grasping the head when the tail was demonstrated, or vice versa).
 3. The robot inserts the peg from the wrong side of the box (e.g., inserting from the left when the right side was demonstrated).




Figure 22. **PatternLock Task Example.** In this instance, the goal is to watch the video carefully and then use the stick attached to the robot to retrace the same pattern shown in the video. Red-bordered frames denote the video-based observations prior to execution.

E.15. PatternLock

The *PatternLock* task, illustrated in Fig. 22, evaluates the robot’s long-horizon procedural memory from a video demonstration. The robot observes a stick attached to the end-effector tracing a continuous pattern over a $N \times N$ grid of gray targets, and must then reproduce the same trajectory during execution. Success requires following the full demonstrated sequence without skipping or moving to incorrect targets.

Language Goal “Watch the video carefully, then use the stick attached to the robot to retrace the same pattern shown in the video.”

Task Characteristics Each episode consists of a **video phase** and an **execution phase**.

- **Demonstration:** The robot uses a stick to trace a continuous pattern over a target grid, defining an ordered sequence of targets.
- **Execution:** After reset, the robot must move the gripper to retrace the targets in the same order continually. The environment provides real-time feedback during tracing:
 - **Target highlighting feedback:** A gray target turns red when the stick is near to it, indicating a valid visit.
 - **Trajectory trace feedback:** A line renders the stick-tip trajectory in real time.

Success Criteria

- **Correct completion:** The robot visits all targets in the correct order following demonstration.
- **Immediate failure:** the episode terminates early if the robot deviates from the demonstrated order.

Table 21. *PatternLock* Task Configuration

Difficulty	Grid Size	Pattern Length
Easy	3×3	2–4
Medium	4×4	3–5
Hard	5×5	4–8




Figure 23. **RouteStick Task Example.** In this instance, the robot watches the video and uses the stick attached to the end-effector to navigate around obstacles on the table, reproducing the demonstrated path.

E.16. RouteStick

The *RouteStick* task, illustrated in Fig. 23, evaluates long-horizon, geometry-aware procedural memory from a video demonstration. The robot observes a demonstration in which a stick attached to the end-effector navigates through a field of fixed vertical obstacles while visiting a sequence of targets. Successful completion requires circling each obstacle in the demonstrated direction (clockwise or counterclockwise) and following a single continuous trajectory.

Language Goal “Watch the video carefully, then use the stick attached to the robot to navigate around the obstacles on the table, following the same path shown in the video.”

Task Characteristics Each episode consists of a **video phase** and an **execution phase**.

- **Video:** The robot navigates with a stick around fixed obstacles and visits targets in sequence, implicitly specifying clockwise or counterclockwise circling directions.
- **Execution:** After reset, the robot must visit the same targets in the same order and match the demonstrated circling directions continually. The environment provides real-time visual feedback during execution:
 - **Target highlighting feedback:** A target turns red when visited by the stick, indicating successful contact.
 - **Trajectory trace feedback:** A line continuously renders the stick-tip trajectory in real time.

Success Criteria

- **Correct completion:** The robot visits all targets in the demonstrated order, matches each obstacle-circling direction (clockwise/counterclockwise), and maintains a continuous trajectory.
- **Immediate failure:** the episode terminates early if the robot deviates from the demonstrated order.

Table 22. RouteStick Task Configuration

Difficulty	Path Length	Backtracking
Easy	2–3	No
Medium	4–5	No
Hard	4–7	Yes

References

- [1] Kevin Black, Noah Brown, Danny Driess, Adnan Esmail, Michael Equi, Chelsea Finn, Niccolo Fusai, Lachy Groom, Karol Hausman, Brian Ichter, et al. π_0 : A vision-language-action flow model for general robot control. *arXiv preprint arXiv:2410.24164*, 2024. [2](#), [3](#)
- [2] Kevin Black, Noah Brown, James Darphinian, Karan Dhabalia, Danny Driess, Adnan Esmail, Michael Robert Equi, Chelsea Finn, et al. $\pi_{0.5}$: a vision-language-action model with open-world generalization. In *Proceedings of The 9th Conference on Robot Learning*, pages 17–40. PMLR, 2025. [2](#), [3](#), [18](#)
- [3] Cheng Chi, Zhenjia Xu, Chuer Pan, Eric Cousineau, Benjamin Burchfiel, Siyuan Feng, Russ Tedrake, and Shuran Song. Universal manipulation interface: In-the-wild robot teaching without in-the-wild robots. In *Proceedings of Robotics: Science and Systems (RSS)*, 2024. [19](#)
- [4] Cheng Chi, Zhenjia Xu, Siyuan Feng, Eric Cousineau, Yilun Du, Benjamin Burchfiel, Russ Tedrake, and Shuran Song. Diffusion policy: Visuomotor policy learning via action diffusion. *The International Journal of Robotics Research*, 44(10-11):1684–1704, 2025. [18](#)
- [5] Yinpei Dai, Run Peng, Sikai Li, and Joyce Chai. Think, act, and ask: Open-world interactive personalized robot navigation. In *2024 IEEE international conference on robotics and automation (ICRA)*, pages 3296–3303. IEEE, 2024. [7](#)
- [6] Yinpei Dai, Jayjun Lee, Nima Fazeli, and Joyce Chai. Racer: Rich language-guided failure recovery policies for imitation learning. In *2025 IEEE International Conference on Robotics and Automation (ICRA)*, pages 15657–15664. IEEE, 2025. [7](#)
- [7] Haoquan Fang, Markus Grotz, Wilbert Pumacay, Yi Ru Wang, Dieter Fox, Ranjay Krishna, and Jiafei Duan. Sam2act: Integrating visual foundation model with a memory architecture for robotic manipulation. In *Proceedings of the 42nd International Conference on Machine Learning (ICML)*, 2025. [6](#), [17](#), [18](#)
- [8] Alexander Khazatsky, Karl Pertsch, Suraj Nair, Ashwin Balakrishna, Sudeep Dasari, Siddharth Karamcheti, Soroush Nasiriany, Mohan Kumar Srirama, Lawrence Yunliang Chen, Kirsty Ellis, et al. Droid: A large-scale in-the-wild robot manipulation dataset. *arXiv preprint arXiv:2403.12945*, 2024. [19](#)
- [9] Fanqi Lin, Kushal Arora, Jean Mercat, Haruki Nishimura, Paarth Shah, Chen Xu, Mengchao Zhang, Mark Zolotas, Maya Angeles, Owen Pfannenstiehl, et al. A systematic study of data modalities and strategies for co-training large behavior models for robot manipulation. *arXiv preprint arXiv:2602.01067*, 2026. [7](#)
- [10] William Peebles and Saining Xie. Scalable diffusion models with transformers. In *Proceedings of the IEEE/CVF international conference on computer vision*, pages 4195–4205, 2023. [2](#)
- [11] Hao Shi, Bin Xie, Yingfei Liu, Lin Sun, Fengrong Liu, Tiancai Wang, Erjin Zhou, Haoqiang Fan, Xiangyu Zhang, and Gao Huang. Memoryvla: Perceptual-cognitive memory in vision-language-action models for robotic manipulation. In *International Conference on Learning Representations (ICLR)*, 2026. [18](#)
- [12] Ajay Sridhar, Jennifer Pan, Satvik Sharma, and Chelsea Finn. Memer: Scaling up memory for robot control via experience retrieval. *arXiv preprint arXiv:2510.20328*, 2025. [7](#), [14](#), [15](#), [17](#), [18](#)
- [13] Yu Sun, Xinhao Li, Karan Dalal, Jiarui Xu, Arjun Vikram, Genghan Zhang, Yann Dubois, Xinlei Chen, Xiaolong Wang, Sanmi Koyejo, et al. Learning to (learn at test time): Rnns with expressive hidden states. In *Proceedings of the 42nd International Conference on Machine Learning (ICML)*, 2025. [11](#)
- [14] Marcel Torne, Andy Tang, Yuejiang Liu, and Chelsea Finn. Learning long-context diffusion policies via past-token prediction. *arXiv preprint arXiv:2505.09561*, 2025. [12](#)
- [15] Michael Tschannen, Alexey Gritsenko, Xiao Wang, Muhammad Ferjad Naeem, Ibrahim Alabdulmohsin, Nikhil Parthasarathy, Talfan Evans, Lucas Beyer, Ye Xia, Basil Mustafa, et al. Siglip 2: Multilingual vision-language encoders with improved semantic understanding, localization, and dense features. *arXiv preprint arXiv:2502.14786*, 2025. [4](#)
- [16] Linli Yao, Yicheng Li, Yuancheng Wei, Lei Li, Shuhuai Ren, Yuanxin Liu, Kun Ouyang, Lean Wang, Shicheng Li, Sida Li, et al. Timechat-online: 80% visual tokens are naturally redundant in streaming videos. In *Proceedings of the 33rd ACM International Conference on Multimedia*, pages 10807–10816, 2025. [4](#)