

# OneTwoVLA: A Unified Vision-Language-Action Model with Adaptive Reasoning

Fanqi Lin<sup>1,2,3,5\*</sup> Ruiqian Nai<sup>1,2,3,5\*</sup> Yingdong Hu<sup>1,2,3\*</sup>

Jiacheng You<sup>1,2,3</sup> Junming Zhao<sup>1,4</sup> Yang Gao<sup>1,2,3,5†</sup>

<sup>1</sup>Tsinghua University <sup>2</sup>Shanghai Qi Zhi Institute

<sup>3</sup>Shanghai Artificial Intelligence Laboratory <sup>4</sup>Fudan University <sup>5</sup>Spirit AI

**Abstract:** General-purpose robots capable of performing diverse tasks require synergistic reasoning and acting capabilities. However, recent dual-system approaches, which separate high-level reasoning from low-level acting, often suffer from challenges such as limited mutual understanding of capabilities between systems and latency issues. This paper introduces OneTwoVLA, a single unified vision-language-action model that can perform both acting (System One) and reasoning (System Two). Crucially, OneTwoVLA adaptively switches between two modes: explicitly reasoning at critical moments during task execution, and generating actions based on the most recent reasoning at other times. To further unlock OneTwoVLA’s reasoning and generalization capabilities, we design a scalable pipeline for synthesizing embodied reasoning-centric vision-language data, used for co-training with robot data. We validate OneTwoVLA’s effectiveness through extensive experiments, highlighting its superior performance across four key capabilities: long-horizon task planning, error detection and recovery, natural human-robot interaction, and generalizable visual grounding, enabling the model to perform long-horizon, highly dexterous manipulation tasks such as making hotpot or mixing cocktails. Project page: <https://one-two-vla.github.io/>

**Keywords:** Vision-Language-Action Models, Embodied Reasoning

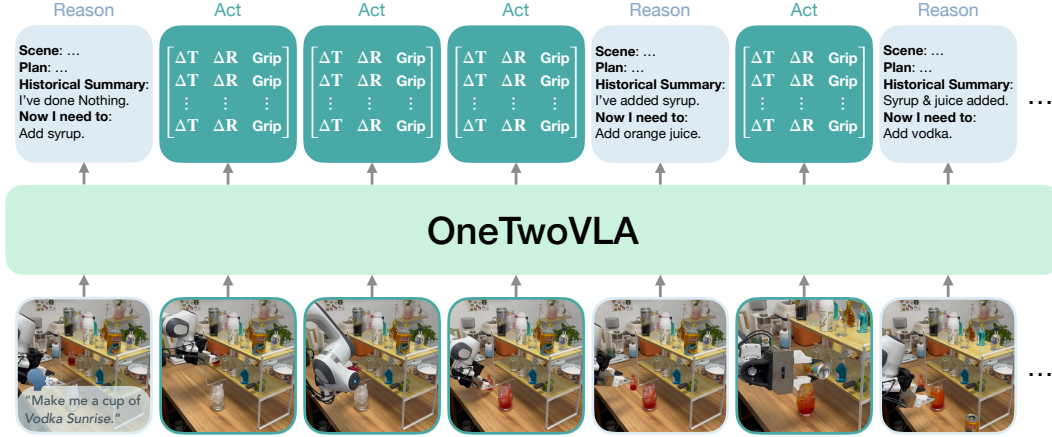


Figure 1: **Overview.** OneTwoVLA is a single unified vision-language-action model capable of both reasoning and acting. Crucially, OneTwoVLA can adaptively reason at critical moments during execution (e.g., upon completing subtasks, detecting errors, or requiring human inputs), while generating actions at other times.

## 1 Introduction

A distinctive characteristic of human physical intelligence is the ability to both *reason* and *act* [1, 2]. Crucially, these processes are not separate but flexibly interleaved, creating a powerful syn-

\*Equal contribution

†Corresponding author

ergy—reasoning guides our actions, while actions provide feedback that informs subsequent reasoning. Consider someone preparing a dish: *reasoning* enables them to develop a comprehensive understanding of the scene and goal (e.g., interpreting the recipe, planning the sequence of steps), while *acting* corresponds to the physical execution (e.g., chopping, mixing) that grounds abstract reasoning in the real world. This paper aims to imbue robots with a similar synergistic relationship between reasoning and acting.

Current approaches [3–7] often draw inspiration from Kahneman’s dual-system framework [8]. Typically, a System Two, such as internet-pretrained vision-language models (VLMs) [9, 10], is dedicated to slow high-level reasoning, generating intermediate reasoning contents. Meanwhile, a System One, such as vision-language-action models (VLAs) [11–13], translates these intermediate contents into precise low-level robot actions. However, this explicit decoupling results in both systems lacking mutual awareness of each other’s capabilities; System Two may produce intermediate contents that System One cannot execute [5]. Furthermore, in real-world deployment, issues such as latency may cause System Two to respond belatedly, providing outdated or irrelevant guidance.

We argue that achieving stronger reasoning-acting synergy demands a unified model. Indeed, the recent trend towards unifying capabilities within single models is proving crucial for advancing AI [14–17], and we believe this approach holds particular promise for robot learning. In light of this, we introduce OneTwoVLA, a single unified vision-language-action model capable of both acting (System One) and reasoning (System Two). Importantly, it adaptively determines when to engage each mode. As shown in Fig. 1, OneTwoVLA triggers natural language reasoning at key steps — like completing a subtask, detecting an error, or requiring human input — producing outputs such as scene descriptions, task plans, historical summaries, and next-step instructions. Otherwise, it generates actions informed by its most recent reasoning outputs. A key advantage of this unified model is its natural support for co-training with vision-language data, significantly enhancing reasoning and generalization. To facilitate this, we develop a scalable pipeline for synthesizing high-quality, embodied reasoning-centric vision-language data.

Our extensive experiments validate OneTwoVLA’s effectiveness, demonstrating its ability to integrate diverse capabilities within a single model: **1) Long-horizon task planning:** OneTwoVLA reasons to formulate, track, and dynamically adjust task plans based on execution feedback, significantly outperforming flat VLA (by 30%) and dual-system VLA (by 24%) baselines. Vision-language co-training further enables generalization to novel task instructions (e.g., planning coffee preparation for “Help me stay awake”). **2) Error detection and recovery:** OneTwoVLA detects execution errors in real time, reasons about corrective strategies, and performs agile recovery actions. **3) Natural human-robot interaction:** OneTwoVLA adjusts actions immediately upon human intervention and proactively seeks clarification when faced with ambiguity. **4) Generalizable visual grounding:** OneTwoVLA exhibits superior understanding of spatial relationships, object attributes, and semantic features, even generalizing to objects absent from its robot training data.

## 2 Related Work

**Vision-Language-Action Models.** Initialized from pre-trained vision-language models (VLMs) [9, 18–21], vision-language-action models (VLAs) [6, 11–13, 22–26] have emerged as a promising approach for building general-purpose robots. These VLAs, trained on large robot datasets [27–37], can handle a wide range of real-world manipulation tasks. However, these VLAs exhibit limited reasoning capabilities [4, 5, 13], showing vulnerability when confronted with long-horizon tasks or complex dynamic environments. Furthermore, their generalization capabilities remain constrained, often requiring task-specific fine-tuning [11, 12]. In contrast, our work enhances reasoning and generalization capabilities through a unified model architecture and a co-training framework.

**Reasoning for Robot Control.** Previous works [38–46] demonstrate that high-level reasoning can enhance low-level policy performance in robot control. In particular, many studies [3–7, 13, 47] explore dual-system frameworks, where a foundation model (e.g., a VLM) serves as System Two to perform high-level reasoning, while a low-level policy operates as System One to generate actions



based on reasoning outputs. While this dual-system framework proves effective for accomplishing long-horizon manipulation tasks, it inherently suffers from limitations such as the two systems lacking mutual awareness of each other’s capabilities [5] as well as latency issues with System Two. Our concurrent work [48] employs a single model to predict a subtask before each action, but this reasoning is simple and information-limited. If this inflexible paradigm generates extensive reasoning at every step, it significantly impacts inference efficiency [49]. To address these limitations, we propose a unified model capable of adaptively deciding when to reason versus when to act, allowing for both informative reasoning and efficient execution.

**Co-training for Robot Learning.** Co-training with data from diverse sources has been shown to benefit robot learning [22, 50–58]. In particular, several prior works [23, 59–61] explore co-training robot policies with action-free vision-language data alongside robot data, demonstrating improvements in policy generalization. However, these methods [23, 59, 61] typically either rely on existing vision-language datasets, which suffer from limited quality due to their significant domain gap from robot application scenarios; or manually collect vision-language datasets [60], which are inherently limited in size and difficult to scale up. To address these limitations, we propose a scalable pipeline for synthesizing vision-language data rich in embodied reasoning. Our pipeline ensures both high quality and scalability, significantly enhancing policy’s reasoning and generalization capabilities.

### 3 Method

In this section, we first introduce the framework of OneTwoVLA in Sec. 3.1, including its formulation, adaptive inference, and model instantiation. We then describe how we curate robot data to enable synergistic reasoning and acting in Sec. 3.2. Finally, we present our scalable pipeline for synthesizing vision-language data enriched with embodied reasoning in Sec. 3.3.

#### 3.1 Framework of OneTwoVLA

**Problem Formulation.** The central problem investigated in this work is how to develop a robotic control policy  $\pi_\theta$  capable of both reasoning and acting, with the critical ability to autonomously decide at each timestep  $t$  whether to reason or act. Formally, the policy operates in two modes. When in reasoning mode, the policy takes as input the current image observations from multiple cameras  $I_t^1, \dots, I_t^n$  (denoted as  $I_t^{1:n}$ , where  $n$  is the number of cameras), the reference images from the latest reasoning timestep  $I_{\text{ref}}^1, \dots, I_{\text{ref}}^n$  (denoted as  $I_{\text{ref}}^{1:n}$ , which introduces observation histories to prevent ambiguous states), the language instruction  $\ell$ , and the latest reasoning content  $R$ . The policy performs reasoning in the form of textual output, generating updated reasoning content  $\hat{R} \sim \pi_\theta(\cdot | I_t^{1:n}, I_{\text{ref}}^{1:n}, \ell, R)$ . Sec. 3.2 provides further details on the specific content of this reasoning process. In acting mode, the policy  $\pi$  additionally incorporates the robot’s proprioceptive state  $s_t$  and generates an action chunk  $A_t$  based on the latest reasoning content:  $A_t \sim \pi_\theta(\cdot | I_t^{1:n}, I_{\text{ref}}^{1:n}, \ell, R, s_t)$ .

**Adaptive Inference of OneTwoVLA.** In Algorithm 1, we present the detailed process of how OneTwoVLA autonomously decides whether to reason or act. We introduce two special decision tokens (DT): *beginning of reasoning* ([BOR]) and *beginning of action* ([BOA]). Given the prefix (comprising image observations  $I_t^{1:n}$ , reference images  $I_{\text{ref}}^{1:n}$ , instruction  $\ell$ , and the latest reasoning content  $R$ ), the model first predicts either [BOR] or [BOA]. When [BOR] is predicted, the model enters reasoning mode and generates textual reasoning content  $R$  until producing an *end of sentence* ([EOS])

---

#### Algorithm 1 Inference Pipeline of OneTwoVLA

---

**Require:** VLA model  $\pi_\theta$ , language instruction  $\ell$

```

1:  $t \leftarrow 0$ ,  $I_{\text{ref}}^{1:n} \leftarrow$  initial image,  $R \leftarrow$  none
2: while  $R \neq$  "Task Finished" do
3:    $DT \sim \pi_\theta.\text{decide}(\cdot | I_t^{1:n}, I_{\text{ref}}^{1:n}, \ell, R)$ 
4:   if  $DT = [\text{BOR}]$  then
5:      $\hat{R} \sim \pi_\theta.\text{reason}(\cdot | I_t^{1:n}, I_{\text{ref}}^{1:n}, \ell, R)$ 
6:      $R \leftarrow \hat{R}$ ,  $I_{\text{ref}} \leftarrow I_t$ 
7:   else if  $DT = [\text{BOA}]$  then
8:      $A_t \sim \pi_\theta.\text{act}(\cdot | I_t^{1:n}, I_{\text{ref}}^{1:n}, \ell, R, s_t)$ 
9:     Execute  $A_t$ 
10:  end if
11:   $t \leftarrow t + 1$ 
12: end while
```

---

token. Since the model only enters reasoning mode at a few critical steps, the additional inference time incurred is minimal (see Appendix D.3). Conversely, when [BOA] is predicted, the model enters

acting mode and directly generates the action chunk  $A_t$ , with inference efficiency unaffected in this mode. This adaptive framework allows for both informative reasoning and efficient execution, while previous methods suffer from either overly simple reasoning [48] or low inference efficiency [49]. Moreover, our framework inherently supports error recovery and human-robot interaction: when the policy detects an error (e.g., failing to grasp an object), it autonomously enters reasoning mode to determine a corrective strategy and execute agile recovery actions. When human interaction occurs, any interaction text will be consistently added to the language instruction  $\ell$  in subsequent steps.

**Model Instantiation.** OneTwoVLA is designed to be general, allowing most existing VLAs to be integrated with minimal modifications. For a specific instance, we employ  $\pi_0$  [12] as the base VLA, which demonstrates strong performance across various tasks. The vision-language model of  $\pi_0$  auto-regressively generates textual reasoning during inference and is supervised via a cross-entropy loss during training. To model complex continuous action distributions,

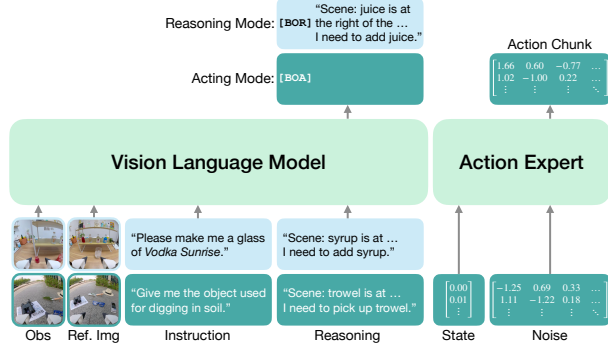


Figure 2: **Inference flow** of OneTwoVLA in two modes.

we inherit the action expert architecture from  $\pi_0$  and train it using a flow matching loss [62, 63]. OneTwoVLA’s inference flow is detailed in Fig. 2. See Appendix D.2 for more training details.

### 3.2 Curating Robot Data with Embodied Reasoning

Most existing robotic manipulation datasets consist primarily of observation-action pairs and lack associated reasoning information. To address this gap, we introduce a novel robot data format. For a given task, we first collect demonstration trajectories provided by human experts. Subsequently, each trajectory is segmented into a sequence of intervals. There are two types of intervals: *reasoning intervals*, which capture key steps requiring model reasoning (e.g., upon completing subtasks, detecting errors, or when human interaction is required), which we further annotate with textual reasoning content; and *acting intervals*, in which the model primarily learns to predict actions based on observations and the latest reasoning content. See Appendix D.1 for more details.

Next, we elaborate on the embodied reasoning content. As shown in Fig. 3 left, it consists of four components: 1) a detailed *scene description*, primarily focusing on the locations of task-relevant objects; 2) a *high-level plan* that outlines the sequential steps to accomplish the task; 3) a concise *historical summary* to keep the model informed about the task’s progress; and 4) the immediate *next step* that the robot needs to execute. This comprehensive reasoning content encourages the model to understand the visual world, learn high-level planning, and track task progress. Furthermore, to equip the policy with error detection and recovery capabilities, we specifically collect and label robot data focused on recovery from failure states. To enable natural human-robot interaction, we annotate certain intervals of the demonstrations with interaction context (e.g., the robot’s question and the human’s answer shown in Fig. 3 left).

### 3.3 Scalable Synthesis of Vision-Language Data with Embodied Reasoning

The carefully curated robot data described in Sec. 3.2 allows the model to directly learn the desired task, but its size scales linearly with the costly human effort, making large dataset creation impractical. To endow our model with stronger generalization and the ability to cope with highly varied scenarios, we leverage off-the-shelf foundation models and design a fully scalable pipeline that synthesizes vision-language data enriched with embodied reasoning.

This pipeline consists of three steps: 1) We prompt Gemini 2.5 Pro [64] to generate diverse textual descriptions of tabletop layouts featuring common household items; 2) Based on these textual descriptions, we employ the text-to-image generation model FLUX.1-dev [65] to synthesize high-

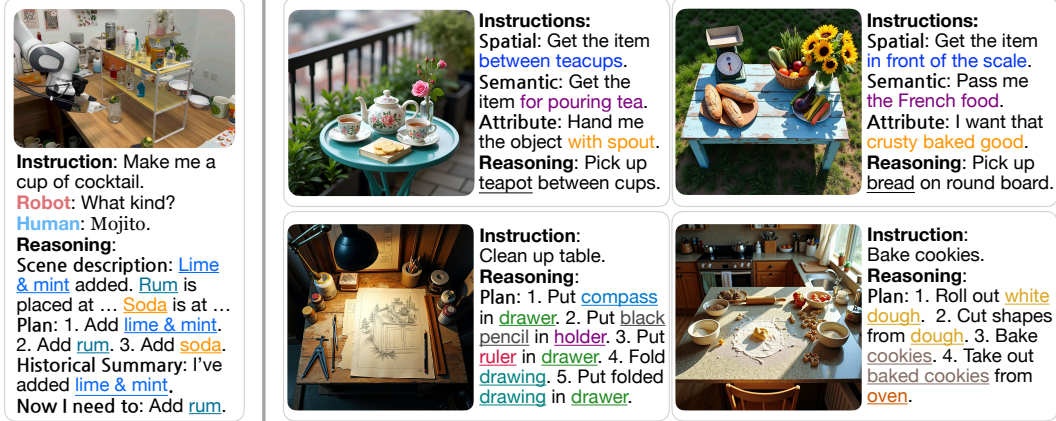


Figure 3: **Left.** Example of robot data with reasoning content. The reasoning content comprises a scene description, a high-level plan, a historical summary, and the next-step instruction. Interaction texts (e.g., the robot question and the human answer) are appended after the instruction. **Right.** Examples of synthetic embodied reasoning-centric vision-language data. The top two examples illustrate visual grounding tasks, while the bottom two demonstrate long-horizon tasks. More examples are provided in Appendix C.

quality images depicting the tabletop layouts. We further augment the synthetic images by randomly applying fisheye distortion or compositing a robot gripper with adaptive brightness, making the visuals more closely resemble real robot observations; 3) Finally, we utilize Gemini 2.5 Pro again to generate task instructions and corresponding reasoning contents for each synthesized image. Through this pipeline, we automatically generated 16,000 data samples, with examples shown in Fig. 3 right.

The generated task instructions fall into two categories: 1) Visual grounding tasks [66–68], where the instruction implicitly refers to an object in the image through spatial relationships, attributes, or semantic features. The accompanying reasoning must reveal the object’s explicit name and, optionally, its location; 2) Long-horizon tasks, where the instruction describes an extended, multi-step objective. The reasoning must supply a high-level, step-by-step plan for completing the task.

## 4 Experiments

In this section, we evaluate OneTwoVLA through extensive real-world experiments, demonstrating its superior performance in versatile capabilities: long-horizon task planning, error detection and recovery, natural human-robot interaction, and visual grounding. Additionally, we show that co-training with our synthetic vision-language data enables OneTwoVLA to exhibit generalizable planning behaviors and open-world visual grounding capabilities on unseen scenarios and tasks.

### 4.1 Long-horizon Task Planning

**Hardware.** We utilize two robot platforms. The primary platform consists of a single 7-DoF Franka arm equipped with a parallel jaw gripper. A wrist-mounted GoPro camera with fisheye lens provides wide field-of-view observations. Most of our experiments are conducted using this setup. Additionally, we employ a dual-arm platform featuring two 6-DoF ARX arms with three cameras (two wrist and one base), primarily for generalizable planning experiments. See Appendix F for further details.

**Long-horizon Tasks.** We design three challenging long-horizon tasks (shown in Fig. 4, with more details provided in Appendix A), each requiring the robot to understand the scene, plan accordingly, accurately track task progress, and generate precise actions throughout execution. 1) Tomato-Egg: The robot pours oil followed by tomato and egg liquid into a cooking machine. Once cooking completes, it uses a spoon to scoop the scramble onto a plate—a contact-rich action demanding fine precision. 2) Hotpot: Four plates containing various food items are presented with varying relative positions. The robot must sequentially dip beef and one vegetable type, precisely place them into a strainer, and finally lift the strainer. 3) Cocktail: The robot mixes one of three cocktails (Mojito,

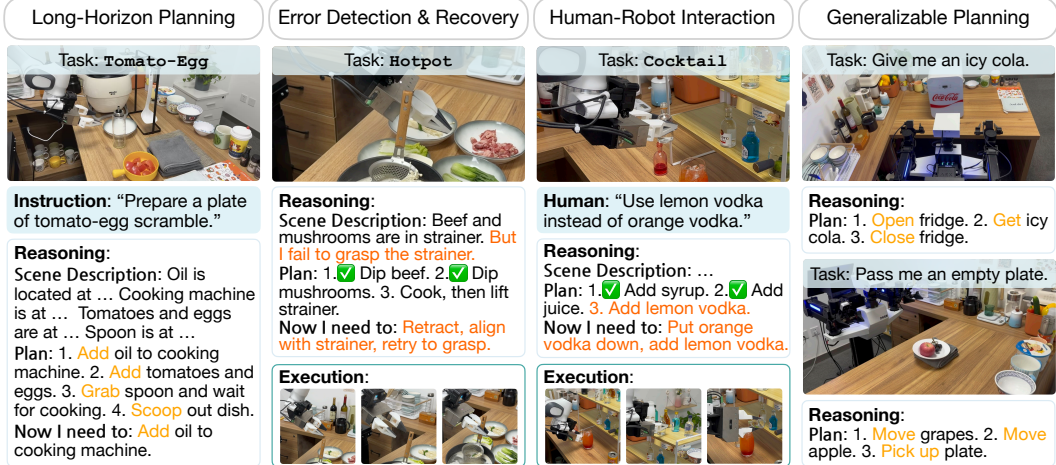


Figure 4: **Task illustrations and reasoning examples.** In the three leftmost columns, we present three challenging, long-horizon manipulation tasks. Completing these tasks requires not only planning abilities, but also error detection and recovery capabilities, as well as the the ability to interact naturally with humans. In the rightmost column, we demonstrate two tasks drawn from our experiments on generalizable planning. For every task, we include a sample of the model’s reasoning content. See Appendix B for additional reasoning examples.

Mountain Fuji, or Vodka Sunrise), each requiring 3-4 steps of ingredient pouring. The robot must distinguish between nearly ten visually similar ingredients and pour accurately.

**Baselines.** We compare OneTwoVLA with two baselines: 1) a state-of-the-art VLA model  $\pi_0$  [12]. To ensure fair comparison, we fine-tune  $\pi_0$  on the same dataset used for training OneTwoVLA; and 2) a dual-system approach inspired by ViLA [4], where we employ Gemini 2.5 Pro as the high-level System Two to decompose complex instructions into sequences of atomic commands. We then annotate our dataset with atomic commands and fine-tune  $\pi_0$  to act as the low-level System One.

**Experimental Results.** As shown in Table 1, OneTwoVLA achieves an average success rate of 87% across the three challenging tasks, outperforming  $\pi_0$  by 30% and the dual-system approach by 24%. OneTwoVLA consistently generates correct plans, accurately tracks task progress, and outputs precise actions. In contrast, lacking explicit reasoning and historical

context,  $\pi_0$  sometimes loses track of its current step — such as staying stuck at the initial position when preparing Mojito or repeatedly picking up beef in the Hotpot task. We also observe that explicit reasoning facilitates more fine-grained action learning;  $\pi_0$  sometimes struggles to grasp ingredients precisely in Hotpot task or scoops too lightly in the Tomato-Egg task, whereas OneTwoVLA performs these delicate actions accurately. Regarding the dual-system approach, we found limitations arising from the lack of mutual awareness between the two systems’ capabilities. System Two occasionally outputs atomic commands that are infeasible for System One to execute (e.g., instructing to add green onion in the Tomato-Egg task when none is present). Additionally, the significant inference latency of Gemini 2.5 Pro may prevent System Two from promptly updating its reasoning content, causing System One to encounter out-of-distribution states during execution.

**Generalizable Planning.** We investigate how co-training with large-scale vision–language (VL) data can improve OneTwoVLA’s ability to generalize in task planning. Specifically, we collect additional demonstration data for various atomic skills (e.g., pick, place, open, etc.) across two robot platforms. We then co-train OneTwoVLA on these robot data together with the VL data synthesized by the pipeline described in Sec. 3.3. During testing, OneTwoVLA receives instructions that never appear in the robot data (such as the task shown in Fig. 4, last column) and still exhibits strong generalization, transferring knowledge from VL data to robot control. For instance, the robot proactively

	Tomato-Egg	Hotpot	Cocktail	Avg.
<b>OneTwoVLA</b>	<b>85%</b>	<b>80%</b>	<b>95%</b>	<b>87%</b>
$\pi_0$	70%	50%	50%	57%
Dual-System	55%	70%	65%	63%

Table 1: **Evaluation results on long-horizon tasks.** Each method is tested 20 trials for each task. OneTwoVLA excels in long-horizon task planning compared to baselines.



searches for objects not visible (e.g., opening the refrigerator to find icy cola), and handles complex spatial relationships such as occlusion (e.g., first removing fruit from a plate when instructed with “Pass me an empty plate”). Furthermore, OneTwoVLA exhibits scene-aware human intent understanding, handling abstract requests such as planning to prepare coffee for “Help me stay awake”, kale juice for “I want something healthy”, and blue mood cocktail for “I’m feeling down”.

## 4.2 Error Detection and Recovery

Recovering from mistakes is a critical capability for general-purpose robots [69–73]. OneTwoVLA can detect errors in real-time, rapidly reason about recovery strategies, and subsequently generate corrective actions learned from collected robot recovery data. For example, in the Hotpot task, the robot occasionally fails to grasp the strainer due to misalignment. In that case, OneTwoVLA reasons to retract, reposition to align with the strainer and try grasping again, subsequently succeeding in lifting it up. In contrast,  $\pi_0$  frequently ignores errors and continues to lift the gripper despite not having grasped the strainer. In the Tomato-Egg task, sometimes the oil bottle slips from the gripper while pouring. OneTwoVLA recognizes the error, reasons to adjust its grasp for increased firmness and retry the action. However, the dual-system approach fails to respond promptly due to latency issues. System Two only alerts that the oil bottle is not grasped after the robot has already reached the pouring pose, by which time recovery is hard because the robot has entered an out-of-distribution state.

## 4.3 Natural Human-Robot Interaction

To deploy robots in human-centric scenarios, the ability to interact naturally with humans is indispensable [74–77]. Due to its adaptive nature and explicit reasoning process, OneTwoVLA is able to engage with humans in a natural way — seamlessly handling human interventions and proactively seek clarification when faced with ambiguities. For example, in the Hotpot task, when a human interrupts by requesting, “Could you also dip another vegetable for me?” OneTwoVLA immediately responds by clarifying, “Sure! Would you like green bok choy, enoki mushrooms, or cabbage?” In the Cocktail task, when the robot is preparing a Vodka Sunrise and the human interrupts with, “I don’t want orange vodka, I want lemon-flavored one,” OneTwoVLA immediately reasons that it needs to put down the orange vodka, retrieve the lemon vodka, and generate action sequences that align with the human’s intent. In contrast, the dual-system approach frequently loses context during interaction and struggles to maintain a coherent reasoning process, merely picking up the lemon vodka without continuing to prepare the cocktail in the example above.  $\pi_0$  is unable to engage in such language-based human interaction because it cannot output textual reasoning content.

## 4.4 Enhanced Visual Grounding

Grounding objects in language instructions to the visual world is a prerequisite for robots to accomplish more complex tasks. We categorize visual grounding into three key aspects [66–68, 78]: spatial relationships, object attributes, and semantic features. To validate OneTwoVLA’s effectiveness in these aspects, we design experiments where instruction following requires non-trivial object grounding capabilities. Furthermore, to demonstrate the impact of our synthetic vision-language data, we conduct experiments in open-world settings where diverse items and environments pose additional challenges. The specific experimental settings are described below (shown in Fig. 5):

1) Single-Env: Four objects are randomly arranged on a tabletop in a single environment. We collect 50 picking-up demonstrations for each object using the UMI [79] device, totaling 200 demonstrations. For testing, we perform 40 trials per method in the same environment using the same four objects. 2) Open-World: We collect demonstrations in 16 diverse in-the-wild environments, totaling 933 valid demonstrations using the UMI device. Each demonstration involves moving the gripper to a randomly selected object within the scene, collectively including 180 distinct household items. For testing, we evaluate each method across 8 unseen environments, testing 5 times per environment,



each time randomly selecting one from 20 objects: 5 objects seen in robot data, 10 objects unseen in robot data but present in synthetic vision-language data, and 5 objects unseen in either dataset.

In both settings, training and test instructions refer to target objects using their names or through spatial relationships, attributes, or semantic features. Our annotated reasoning explicitly identifies the target object’s name and includes additional information about it. We compare three methods: 1) OneTwoVLA-VL: Trained on robot data and 16,000 synthetic vision-language data. 2) OneTwoVLA: Trained exclusively on robot data for learning reasoning and acting. 3)  $\pi_0$ : Trained solely on robot data to directly predict actions based on instructions. Appendix A.3 offers more details.

### Explicit reasoning facilitates visual grounding.

In the Single-Env setting, as shown in Table 2, OneTwoVLA achieves a success rate of 78%, significantly outperforming  $\pi_0$ , which has a success rate of only 5%. In most cases, OneTwoVLA accurately interprets spatial relationships, object attributes, and semantic features described in the instructions, reasons about the correct object, and then successfully picks up the target object. In stark contrast,  $\pi_0$  consistently fails to comprehend the instructions, even when the target object is explicitly named.  $\pi_0$  typically extends the gripper forward aimlessly or randomly picks up the closest object. This clear performance gap demonstrates that explicitly learning to reason helps the model truly understand the visual world rather than attempting to find shortcuts to overfit actions. Moreover, we find that the reasoning content also aids the model in fitting actions, as evidenced by  $\pi_0$ ’s action mean squared error (MSE) on the validation set being 62% higher than OneTwoVLA’s.

### Reasoning-centric vision-language data enables generalizable visual grounding.

In the Open-World setting, OneTwoVLA-VL achieves a 73% success rate, significantly outperforming both OneTwoVLA and  $\pi_0$ . In most cases, OneTwoVLA-VL can correctly handle objects unseen in the robot data but present in vision-language (VL) data, effectively transferring commonsense knowledge from VL data to the robot policy. Remarkably, OneTwoVLA-VL generalizes even to novel objects that appear in neither the robot nor VL training data (e.g., Sprite, GoPro). We attribute this exceptional generalization capability to VL data co-training, which better activates web knowledge already encoded in the pretrained vision-language model. In contrast, OneTwoVLA and  $\pi_0$  frequently exhibit aimless reaching behaviors — even for objects present in the training data — indicating that they merely overfit to action training data without developing genuine understanding of the visual environment in this complex and diverse setting.

## 5 Conclusion

In this paper, we present OneTwoVLA, a single unified model capable of both reasoning and acting, and adaptively switching between these two modes. This synergy is enabled by our meticulously designed framework and reasoning-enriched robot data curation. Moreover, we propose a scalable pipeline for synthesizing embodied reasoning-centric vision-language data to further enhance the model’s reasoning and generalization capabilities. Extensive experiments demonstrate OneTwoVLA’s superior performance across four key abilities: long-horizon task planning, error detection and recovery, natural human-robot interaction, and generalizable visual grounding.

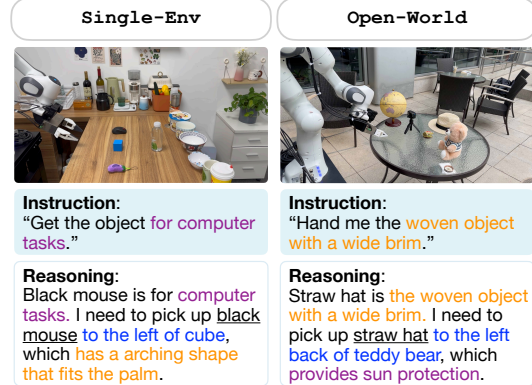


Figure 5: **Illustrations of visual grounding tasks.** In the Single-Env setting, we provide task instructions that require understanding of spatial relationships, object attributes, or semantic features. In the Open-World setting, we further evaluate the model’s *generalizable* visual grounding capabilities.

	Single-Env	Open-World
OneTwoVLA-VL	88%	73%
OneTwoVLA	78%	8%
$\pi_0$	5%	3%

Table 2: **Evaluation results on visual grounding tasks.** OneTwoVLA exhibits strong visual grounding capabilities, attributed to its explicit reasoning. Moreover, our synthetic vision-language data significantly enhances the model’s generalization.

## **Acknowledgments**

This work is supported by the National Key R&D Program of China (2022ZD0161700), National Natural Science Foundation of China (62176135), Shanghai Qi Zhi Institute Innovation Program SQZ202306 and the Tsinghua University Dushi Program, the grant of National Natural Science Foundation of China (NSFC) 12201341.

We would like to express my sincere gratitude to Tong Zhang, Chuan Wen, Weirui Ye, Weijun Dong, Shengjie Wang, Chengbo Yuan, Boyuan Zheng, Haoxu Huang, Yihang Hu and Yuyang Liu for their valuable discussions throughout this research. My thanks also extend to the ARX team for their prompt assistance with the ARX robot hardware issues.

## References

- [1] J. Varela Francisco, T. Evan, and R. Eleanor. The embodied mind: Cognitive science and human experience, 1991.
- [2] M. L. Anderson. Embodied cognition: A field guide. *Artificial intelligence*, 149(1):91–130, 2003.
- [3] M. Ahn, A. Brohan, N. Brown, Y. Chebotar, O. Cortes, B. David, C. Finn, C. Fu, K. Gopalakrishnan, K. Hausman, et al. Do as i can, not as i say: Grounding language in robotic affordances. *arXiv preprint arXiv:2204.01691*, 2022.
- [4] Y. Hu, F. Lin, T. Zhang, L. Yi, and Y. Gao. Look before you leap: Unveiling the power of gpt-4v in robotic vision-language planning. *arXiv preprint arXiv:2311.17842*, 2023.
- [5] L. X. Shi, B. Ichter, M. Equi, L. Ke, K. Pertsch, Q. Vuong, J. Tanner, A. Walling, H. Wang, N. Fusai, et al. Hi robot: Open-ended instruction following with hierarchical vision-language-action models. *arXiv preprint arXiv:2502.19417*, 2025.
- [6] G. R. Team, S. Abeyruwan, J. Ainslie, J.-B. Alayrac, M. G. Arenas, T. Armstrong, A. Balakrishna, R. Baruch, M. Bauza, M. Blokzijl, et al. Gemini robotics: Bringing ai into the physical world. *arXiv preprint arXiv:2503.20020*, 2025.
- [7] Figure. Helix: A vision-language-action model for generalist humanoid control, 2025. URL <https://www.figure.ai/news/helix>.
- [8] D. Kahneman. *Thinking, fast and slow*. macmillan, 2011.
- [9] L. Beyer, A. Steiner, A. S. Pinto, A. Kolesnikov, X. Wang, D. Salz, M. Neumann, I. Alabdulmohsin, M. Tschannen, E. Bugliarello, et al. Paligemma: A versatile 3b vlm for transfer. *arXiv preprint arXiv:2407.07726*, 2024.
- [10] S. Karamcheti, S. Nair, A. Balakrishna, P. Liang, T. Kollar, and D. Sadigh. Prismatic vlms: Investigating the design space of visually-conditioned language models. In *Forty-first International Conference on Machine Learning*, 2024.
- [11] M. J. Kim, K. Pertsch, S. Karamcheti, T. Xiao, A. Balakrishna, S. Nair, R. Rafailov, E. Foster, G. Lam, P. Sanketi, et al. Openvla: An open-source vision-language-action model. *arXiv preprint arXiv:2406.09246*, 2024.
- [12] K. Black, N. Brown, D. Driess, A. Esmail, M. Equi, C. Finn, N. Fusai, L. Groom, K. Hausman, B. Ichter, et al.  $\pi_0$ : A vision-language-action flow model for general robot control. *arXiv preprint arXiv:2410.24164*, 2024.
- [13] J. Bjorck, F. Castañeda, N. Cherniadev, X. Da, R. Ding, L. Fan, Y. Fang, D. Fox, F. Hu, S. Huang, et al. Gr00t n1: An open foundation model for generalist humanoid robots. *arXiv preprint arXiv:2503.14734*, 2025.
- [14] S. Yao, J. Zhao, D. Yu, N. Du, I. Shafran, K. Narasimhan, and Y. Cao. React: Synergizing reasoning and acting in language models. In *International Conference on Learning Representations (ICLR)*, 2023.
- [15] C. Zhou, L. Yu, A. Babu, K. Tirumala, M. Yasunaga, L. Shamis, J. Kahn, X. Ma, L. Zettlemoyer, and O. Levy. Transfusion: Predict the next token and diffuse images with one multi-modal model. *arXiv preprint arXiv:2408.11039*, 2024.
- [16] OpenAI. Introducing 4o image generation, 2025. URL <https://openai.com/index/introducing-4o-image-generation/>.

- [17] Google. Experiment with gemini 2.0 flash native image generation, 2025. URL <https://developers.googleblog.com/en/experiment-with-gemini-2.0-flash-native-image-generation/>.
- [18] X. Chen, X. Wang, L. Beyer, A. Kolesnikov, J. Wu, P. Voigtlaender, B. Mustafa, S. Goodman, I. Alabdulmohsin, P. Padlewski, et al. Pali-3 vision language models: Smaller, faster, stronger. *arXiv preprint arXiv:2310.09199*, 2023.
- [19] H. Liu, C. Li, Y. Li, and Y. J. Lee. Improved baselines with visual instruction tuning. In *Proceedings of the IEEE/CVF Conference on Computer Vision and Pattern Recognition*, pages 26296–26306, 2024.
- [20] P. Wang, S. Bai, S. Tan, S. Wang, Z. Fan, J. Bai, K. Chen, X. Liu, J. Wang, W. Ge, et al. Qwen2-vl: Enhancing vision-language model’s perception of the world at any resolution. *arXiv preprint arXiv:2409.12191*, 2024.
- [21] H. Lu, W. Liu, B. Zhang, B. Wang, K. Dong, B. Liu, J. Sun, T. Ren, Z. Li, H. Yang, et al. Deepseek-vl: towards real-world vision-language understanding. *arXiv preprint arXiv:2403.05525*, 2024.
- [22] D. Driess, F. Xia, M. S. Sajjadi, C. Lynch, A. Chowdhery, A. Wahid, J. Tompson, Q. Vuong, T. Yu, W. Huang, et al. Palm-e: An embodied multimodal language model. *arXiv preprint arXiv:2303.03378*, 2023.
- [23] A. Brohan, N. Brown, J. Carbajal, Y. Chebotar, X. Chen, K. Choromanski, T. Ding, D. Driess, A. Dubey, C. Finn, et al. Rt-2: Vision-language-action models transfer web knowledge to robotic control. *arXiv preprint arXiv:2307.15818*, 2023.
- [24] K. Pertsch, K. Stachowicz, B. Ichter, D. Driess, S. Nair, Q. Vuong, O. Mees, C. Finn, and S. Levine. Fast: Efficient action tokenization for vision-language-action models. *arXiv preprint arXiv:2501.09747*, 2025.
- [25] J. Wen, Y. Zhu, J. Li, Z. Tang, C. Shen, and F. Feng. Dexvla: Vision-language model with plug-in diffusion expert for general robot control. *arXiv preprint arXiv:2502.05855*, 2025.
- [26] H. Huang, F. Liu, L. Fu, T. Wu, M. Mukadam, J. Malik, K. Goldberg, and P. Abbeel. Otter: A vision-language-action model with text-aware visual feature extraction. *arXiv preprint arXiv:2503.03734*, 2025.
- [27] A. Mandlekar, Y. Zhu, A. Garg, J. Booher, M. Spero, A. Tung, J. Gao, J. Emmons, A. Gupta, E. Orbay, et al. Roboturk: A crowdsourcing platform for robotic skill learning through imitation. In *Conference on Robot Learning*, pages 879–893. PMLR, 2018.
- [28] A. Gupta, A. Murali, D. P. Gandhi, and L. Pinto. Robot learning in homes: Improving generalization and reducing dataset bias. *Advances in neural information processing systems*, 31, 2018.
- [29] S. Dasari, F. Ebert, S. Tian, S. Nair, B. Bucher, K. Schmeckpeper, S. Singh, S. Levine, and C. Finn. Robonet: Large-scale multi-robot learning. *arXiv preprint arXiv:1910.11215*, 2019.
- [30] S. Cabi, S. G. Colmenarejo, A. Novikov, K. Konyushkova, S. Reed, R. Jeong, K. Zolna, Y. Aytar, D. Budden, M. Vecerik, et al. Scaling data-driven robotics with reward sketching and batch reinforcement learning. *arXiv preprint arXiv:1909.12200*, 2019.
- [31] H.-S. Fang, C. Wang, M. Gou, and C. Lu. Graspnet-1billion: A large-scale benchmark for general object grasping. In *Proceedings of the IEEE/CVF conference on computer vision and pattern recognition*, pages 11444–11453, 2020.

- [32] A. Brohan, N. Brown, J. Carbajal, Y. Chebotar, J. Dabis, C. Finn, K. Gopalakrishnan, K. Hausman, A. Herzog, J. Hsu, et al. Rt-1: Robotics transformer for real-world control at scale. *arXiv preprint arXiv:2212.06817*, 2022.
- [33] E. Jang, A. Irpan, M. Khansari, D. Kappler, F. Ebert, C. Lynch, S. Levine, and C. Finn. Bc-z: Zero-shot task generalization with robotic imitation learning. In *Conference on Robot Learning*, pages 991–1002. PMLR, 2022.
- [34] H. R. Walke, K. Black, T. Z. Zhao, Q. Vuong, C. Zheng, P. Hansen-Estruch, A. W. He, V. Myers, M. J. Kim, M. Du, et al. Bridgedata v2: A dataset for robot learning at scale. In *Conference on Robot Learning*, pages 1723–1736. PMLR, 2023.
- [35] A. O’Neill, A. Rehman, A. Maddukuri, A. Gupta, A. Padalkar, A. Lee, A. Pooley, A. Gupta, A. Mandlekar, A. Jain, et al. Open x-embodiment: Robotic learning datasets and rt-x models: Open x-embodiment collaboration 0. In *2024 IEEE International Conference on Robotics and Automation (ICRA)*, pages 6892–6903. IEEE, 2024.
- [36] A. Khazatsky, K. Pertsch, S. Nair, A. Balakrishna, S. Dasari, S. Karamcheti, S. Nasiriany, M. K. Srirama, L. Y. Chen, K. Ellis, et al. Droid: A large-scale in-the-wild robot manipulation dataset. *arXiv preprint arXiv:2403.12945*, 2024.
- [37] F. Lin, Y. Hu, P. Sheng, C. Wen, J. You, and Y. Gao. Data scaling laws in imitation learning for robotic manipulation. *arXiv preprint arXiv:2410.18647*, 2024.
- [38] A. Stone, T. Xiao, Y. Lu, K. Gopalakrishnan, K.-H. Lee, Q. Vuong, P. Wohlhart, S. Kirmani, B. Zitkovich, F. Xia, et al. Open-world object manipulation using pre-trained vision-language models. *arXiv preprint arXiv:2303.00905*, 2023.
- [39] W. Huang, F. Xia, D. Shah, D. Driess, A. Zeng, Y. Lu, P. Florence, I. Mordatch, S. Levine, K. Hausman, et al. Grounded decoding: Guiding text generation with grounded models for embodied agents. *Advances in Neural Information Processing Systems*, 36:59636–59661, 2023.
- [40] B. Li, P. Wu, P. Abbeel, and J. Malik. Interactive task planning with language models. *arXiv preprint arXiv:2310.10645*, 2023.
- [41] S. Belkhale, T. Ding, T. Xiao, P. Sermanet, Q. Vuong, J. Tompson, Y. Chebotar, D. Dwibedi, and D. Sadigh. Rt-h: Action hierarchies using language. *arXiv preprint arXiv:2403.01823*, 2024.
- [42] P. Liu, Y. Orru, J. Vakil, C. Paxton, N. M. M. Shafiullah, and L. Pinto. Ok-robot: What really matters in integrating open-knowledge models for robotics. *arXiv preprint arXiv:2401.12202*, 2024.
- [43] L. X. Shi, Z. Hu, T. Z. Zhao, A. Sharma, K. Pertsch, J. Luo, S. Levine, and C. Finn. Yell at your robot: Improving on-the-fly from language corrections. *arXiv preprint arXiv:2403.12910*, 2024.
- [44] P. Zhi, Z. Zhang, Y. Zhao, M. Han, Z. Zhang, Z. Li, Z. Jiao, B. Jia, and S. Huang. Closed-loop open-vocabulary mobile manipulation with gpt-4v. *arXiv preprint arXiv:2404.10220*, 2024.
- [45] Q. Zhao, Y. Lu, M. J. Kim, Z. Fu, Z. Zhang, Y. Wu, Z. Li, Q. Ma, S. Han, C. Finn, et al. Cot-vla: Visual chain-of-thought reasoning for vision-language-action models. *arXiv preprint arXiv:2503.22020*, 2025.
- [46] Y. Li, Y. Deng, J. Zhang, J. Jang, M. Memmel, R. Yu, C. R. Garrett, F. Ramos, D. Fox, A. Li, et al. Hamster: Hierarchical action models for open-world robot manipulation. *arXiv preprint arXiv:2502.05485*, 2025.



- [47] H. Huang, F. Lin, Y. Hu, S. Wang, and Y. Gao. Copa: General robotic manipulation through spatial constraints of parts with foundation models. In *2024 IEEE/RSJ International Conference on Intelligent Robots and Systems (IROS)*, pages 9488–9495. IEEE, 2024.
- [48] P. Intelligence, K. Black, N. Brown, J. Darpinian, K. Dhabalia, D. Driess, A. Esmail, M. Equi, C. Finn, N. Fusai, et al.  $\pi_{0.5}$ : a vision-language-action model with open-world generalization. *arXiv preprint arXiv:2504.16054*, 2025.
- [49] M. Zawalski, W. Chen, K. Pertsch, O. Mees, C. Finn, and S. Levine. Robotic control via embodied chain-of-thought reasoning. *arXiv preprint arXiv:2407.08693*, 2024.
- [50] Q. Vuong, S. Levine, H. R. Walke, K. Pertsch, A. Singh, R. Doshi, C. Xu, J. Luo, L. Tan, D. Shah, et al. Open x-embodiment: Robotic learning datasets and rt-x models. In *Towards Generalist Robots: Learning Paradigms for Scalable Skill Acquisition@ CoRL2023*, 2023.
- [51] X. Li, M. Liu, H. Zhang, C. Yu, J. Xu, H. Wu, C. Cheang, Y. Jing, W. Zhang, H. Liu, et al. Vision-language foundation models as effective robot imitators. *arXiv preprint arXiv:2311.01378*, 2023.
- [52] J. Hu, J. Whitman, and H. Choset. Glso: Grammar-guided latent space optimization for sample-efficient robot design automation. In *Conference on Robot Learning*, pages 1321–1331. PMLR, 2023.
- [53] S. Nasiriany, S. Kirmani, T. Ding, L. Smith, Y. Zhu, D. Driess, D. Sadigh, and T. Xiao. Rt-affordance: Reasoning about robotic manipulation with affordances. In *CoRL 2024 Workshop on Mastering Robot Manipulation in a World of Abundant Data*, 2024.
- [54] J. Hejna, C. Bhateja, Y. Jiang, K. Pertsch, and D. Sadigh. Re-mix: Optimizing data mixtures for large scale imitation learning. *arXiv preprint arXiv:2408.14037*, 2024.
- [55] J. Yang, C. Glossop, A. Bhorkar, D. Shah, Q. Vuong, C. Finn, D. Sadigh, and S. Levine. Pushing the limits of cross-embodiment learning for manipulation and navigation. *arXiv preprint arXiv:2402.19432*, 2024.
- [56] R. Doshi, H. Walke, O. Mees, S. Dasari, and S. Levine. Scaling cross-embodied learning: One policy for manipulation, navigation, locomotion and aviation. *arXiv preprint arXiv:2408.11812*, 2024.
- [57] W. Yuan, J. Duan, V. Blukis, W. Pumacay, R. Krishna, A. Murali, A. Mousavian, and D. Fox. Robopoint: A vision-language model for spatial affordance prediction for robotics. *arXiv preprint arXiv:2406.10721*, 2024.
- [58] A. Maddukuri, Z. Jiang, L. Y. Chen, S. Nasiriany, Y. Xie, Y. Fang, W. Huang, Z. Wang, Z. Xu, N. Chernyadev, et al. Sim-and-real co-training: A simple recipe for vision-based robotic manipulation. *arXiv preprint arXiv:2503.24361*, 2025.
- [59] Y. Mu, Q. Zhang, M. Hu, W. Wang, M. Ding, J. Jin, B. Wang, J. Dai, Y. Qiao, and P. Luo. Embodiedgpt: Vision-language pre-training via embodied chain of thought. *Advances in Neural Information Processing Systems*, 36:25081–25094, 2023.
- [60] M. Zhu, Y. Zhu, J. Li, Z. Zhou, J. Wen, X. Liu, C. Shen, Y. Peng, and F. Feng. Objectvla: End-to-end open-world object manipulation without demonstration. *arXiv preprint arXiv:2502.19250*, 2025.
- [61] Z. Zhou, Y. Zhu, M. Zhu, J. Wen, N. Liu, Z. Xu, W. Meng, R. Cheng, Y. Peng, C. Shen, et al. Chatvla: Unified multimodal understanding and robot control with vision-language-action model. *arXiv preprint arXiv:2502.14420*, 2025.
- [62] Y. Lipman, R. T. Chen, H. Ben-Hamu, M. Nickel, and M. Le. Flow matching for generative modeling. *arXiv preprint arXiv:2210.02747*, 2022.

- [63] Q. Liu. Rectified flow: A marginal preserving approach to optimal transport. *arXiv preprint arXiv:2209.14577*, 2022.
- [64] G. DeepMind. Gemini 2.5: Our most intelligent ai model. <https://blog.google/technology/google-deepmind/gemini-model-thinking-updates-march-2025/>, March 2025. URL <https://blog.google/technology/google-deepmind/gemini-model-thinking-updates-march-2025/>. Accessed on 1 May 2025.
- [65] B. F. Labs. Flux. <https://github.com/black-forest-labs/flux>, 2024.
- [66] M. Shridhar and D. Hsu. Interactive visual grounding of referring expressions for human-robot interaction. *arXiv preprint arXiv:1806.03831*, 2018.
- [67] V. Bhat, P. Krishnamurthy, R. Karri, and F. Khorrami. Hifi-cs: Towards open vocabulary visual grounding for robotic grasping using vision-language models. *arXiv preprint arXiv:2409.10419*, 2024.
- [68] J. Kim, G.-C. Kang, J. Kim, S. Shin, and B.-T. Zhang. Gvcci: Lifelong learning of visual grounding for language-guided robotic manipulation. In *2023 IEEE/RSJ International Conference on Intelligent Robots and Systems (IROS)*, pages 952–959. IEEE, 2023.
- [69] H. Chen, Y. Yao, R. Liu, C. Liu, and J. Ichnowski. Automating robot failure recovery using vision-language models with optimized prompts. *arXiv preprint arXiv:2409.03966*, 2024.
- [70] R. Wu, S. Kortik, and C. H. Santos. Automated behavior tree error recovery framework for robotic systems. In *2021 IEEE International Conference on Robotics and Automation (ICRA)*, pages 6898–6904. IEEE, 2021.
- [71] M. Gini and G. Gini. Towards automatic error recovery in robot programs. In *International Symposium on the Occasion of the 25th Anniversary of McGill University Centre for Intelligent Machines*, pages 411–416. Springer, 1983.
- [72] S. Srinivas. *Error recovery in robot systems*. California Institute of Technology, 1977.
- [73] K. Chatzilygeroudis, V. Vassiliades, and J.-B. Mouret. Reset-free trial-and-error learning for robot damage recovery. *Robotics and Autonomous Systems*, 100:236–250, 2018.
- [74] T. B. Sheridan. Human–robot interaction: status and challenges. *Human factors*, 58(4):525–532, 2016.
- [75] M. A. Goodrich, A. C. Schultz, et al. Human–robot interaction: a survey. *Foundations and trends® in human–computer interaction*, 1(3):203–275, 2008.
- [76] R. R. Murphy, T. Nomura, A. Billard, and J. L. Burke. Human–robot interaction. *IEEE robotics & automation magazine*, 17(2):85–89, 2010.
- [77] A. De Santis, B. Siciliano, A. De Luca, and A. Bicchi. An atlas of physical human–robot interaction. *Mechanism and Machine Theory*, 43(3):253–270, 2008.
- [78] M. Shridhar, D. Mittal, and D. Hsu. Ingress: Interactive visual grounding of referring expressions. *The International Journal of Robotics Research*, 39(2-3):217–232, 2020.
- [79] C. Chi, Z. Xu, C. Pan, E. Cousineau, B. Burchfiel, S. Feng, R. Tedrake, and S. Song. Universal manipulation interface: In-the-wild robot teaching without in-the-wild robots. *arXiv preprint arXiv:2402.10329*, 2024.
- [80] T. Z. Zhao, V. Kumar, S. Levine, and C. Finn. Learning fine-grained bimanual manipulation with low-cost hardware. *arXiv preprint arXiv:2304.13705*, 2023.
- [81] J. Ho, A. Jain, and P. Abbeel. Denoising diffusion probabilistic models. *Advances in neural information processing systems*, 33:6840–6851, 2020.

- [82] C. Chi, Z. Xu, S. Feng, E. Cousineau, Y. Du, B. Burchfiel, R. Tedrake, and S. Song. Diffusion policy: Visuomotor policy learning via action diffusion. *The International Journal of Robotics Research*, page 02783649241273668, 2023.
- [83] A. Soare. Does diffusion policy produce multi-modal actions?, 2024. URL [https://github.com/alexander-soare/little\\_experiments/blob/main/action\\_multimodality.md](https://github.com/alexander-soare/little_experiments/blob/main/action_multimodality.md).

## Appendix

Please visit our website to view robot rollout videos: <https://one-two-vla.github.io/>.

<b>A</b>	<b>Tasks and Evaluations</b>	<b>17</b>
<b>B</b>	<b>More Reasoning Examples</b>	<b>21</b>
<b>C</b>	<b>Synthetic Vision-Language Data Examples</b>	<b>25</b>
<b>D</b>	<b>Implementation Details</b>	<b>31</b>
<b>E</b>	<b>Other Findings</b>	<b>33</b>
<b>F</b>	<b>Hardware Setup</b>	<b>34</b>
<b>G</b>	<b>Failure Cases</b>	<b>35</b>

## A Tasks and Evaluations

In this section, we provide a detailed description of the tasks and evaluations.

### A.1 Long-horizon Tasks



Figure 6: **Execution processes of three long-horizon tasks: Tomato-Egg, Hotpot, and Cocktail (exemplified by Mountain Fuji preparation).**

Fig. 6 shows the complete execution progress of the three long-horizon tasks. Detailed descriptions of these tasks are as follows:

1) Tomato-Egg: The robot first pours oil, then tomato and egg liquid into a cooking machine. Once cooking is finished, the robot picks up a spoon hanging on a rack, scoops out the tomato-egg scramble, transfers it onto a plate, and finally places the spoon into the cooking machine. We observe that sometimes the robot fails to grip the oil bottle firmly enough, causing it to slip from the gripper. We collect dedicated recovery data for re-grasping the oil bottle more securely after it has slipped. This enables the robot to automatically perform this recovery if it encounters a bottle slip during testing. We collect 200 robot demonstrations for this task.

2) Hotpot: Four plates containing beef, green bok choy, enoki mushrooms, and cabbage are placed on a table with randomized relative positions. A hotpot with a strainer is positioned to the right of the plates. For each test, the human instructs the robot to dip beef and one type of vegetable. The robot must accurately pick up the ingredients sequentially, place them in the strainer, wait for them to cook, and then lift the strainer. Notably, for OneTwoVLA and the dual-system approach, in 10 of the experiments, the initial instruction is only to dip the beef. While waiting for the beef to cook, the human interacts with the robot saying, “Could you also dip another vegetable for me?”, requiring the robot to ask, “Sure! Would you like green bok choy, enoki mushrooms, or cabbage?” Following the human’s specification, the robot then proceeds to dip the requested vegetable. This interaction step is omitted for  $\pi_0$  due to its lack of text output capabilities. Furthermore, we observe instances where the robot fails to grasp the strainer. To address this, we specifically collect recovery data for correcting misaligned grasps. This enables the robot to automatically perform this recovery if it fails to pick up the strainer during testing. We collect 600 robot demonstrations for this task.

3) Cocktail: The robot is instructed to prepare one of three cocktails: Mojito, Mountain Fuji, or Vodka Sunrise. Each cocktail requires pouring 3-4 different ingredients. For OneTwoVLA and the dual-system approach, in 10 trials, the initial human instruction is general: “Make me a cocktail.” The robot must clarify by asking: “Which cocktail would you like?”, and then proceed based on the human’s specific cocktail choice. This interaction step is again omitted for  $\pi_0$ . Additionally, during 3 separate Vodka Sunrise trials, the human interrupts with, “I don’t want orange vodka, I want lemon-flavored one,” requiring the robot to put down the orange vodka and pick up lemon vodka instead. We collect 100 robot demonstrations for each type of cocktail, totaling 300 demonstrations.



## A.2 Generalizable Planning Tasks




Figure 7: **Execution processes of four generalizable planning tasks:** Get Icy Cola, Empty Plate, Prepare Drinks (exemplified by kale juice preparation) and Tool Use.

We collect 2,000 robot demonstrations using the single-arm Franka system and dual-arm ARX system. Each demonstration belongs to one category of atomic skill, including pick, place, move, open, close, and pour. The task instructions and corresponding reasoning contents for these demonstrations focus on short-horizon atomic skills. Training solely on this data limits the model’s generalizable long-horizon planning capabilities. OneTwoVLA overcomes this limitation through co-training with our synthesized embodied reasoning-centric vision-language data, which equips it to generalize to previously unseen tasks. Fig. 7 shows the complete execution progress of these unseen tasks. Detailed descriptions of these tasks are as follows:

- 1) **Get Icy Cola:** The instruction is “Get me a can of icy cola.” The challenge is that a cola can is not directly visible in the scene. The robot must infer that “icy cola” implies the cola is stored in the fridge and therefore plan the necessary steps to open the fridge, locate the cola, and retrieve it.
- 2) **Empty Plate:** The instruction is “Pass me an empty plate”. However, the plate in the scene is not empty, as it contains apples and grapes. The robot needs to remove each fruit from the plate before finally picking up the empty plate.
- 3) **Tool Use:** The instruction is “Pick up the cocoa powder can, which is out of reach”. The primary difficulty here is that the target object is not within the robot’s direct reach. The robot must recognize the need for a tool (a nearby stick), plan to first grasp the stick, use it to sweep the distant cocoa powder can within reach, and only then proceed to pick up the can.
- 4) **Prepare Drinks:** The robot needs to plan and prepare appropriate drinks based on user intent: such as coconut latte for “Help me stay awake,” kale juice for “I want something healthy,” and a blue mood cocktail for “I’m feeling down.” This task requires scene-aware user intent understanding capability.

## A.3 Visual Grounding Tasks

Task descriptions can be found in Sec. 4.4. In the Single-Env setting, each robot demonstration is paired with 11 instruction-reasoning pairs. These instructions refer to target objects using their names (2 instances), spatial relationships (3 instances), attributes (3 instances), or semantic features (3 instances). In the Open-World setting, each demonstration includes a total of 17 instruction-reasoning pairs, broken down as 2 using direct names, 5 using spatial relationships, 5 using attributes, and 5 using semantic features. All instruction-reasoning pairs are first generated with Gemini 2.5 Pro and then verified by human annotators.

During testing, we evaluate each method 40 times in both settings. This consists of 10 tests for each reference type. Table 3 presents the experimental results broken down by these four types.

Here we list the objects used in visual grounding tasks. The Single-Env task uses four objects: blue cube, eggplant toy, coconut water bottle, and black mouse. For the Open-World task evaluation, we use the following objects (shown in Fig. 8):

- 1) 5 objects seen in robot data: flower, mouse, cardholder, tissue, and glasses case.
- 2) 10 objects unseen in robot data but present in synthetic vision-language data: globe, teddy bear, straw hat, binoculars, trowel, croissant, map, magnifying glass, VR headset, lantern.
- 3) 5 objects unseen in either dataset: GoPro, Sprite, Starbucks Coffee, HDMI cable, Captain America model.

Fig. 9 displays the 16 training environments for the Open-World task, while Fig. 10 shows the 8 evaluation environments.

	Single-Env					Open-World				
	Name	Spatial	Attribute	Semantic	Total	Name	Spatial	Attribute	Semantic	Total
OneTwoVLA-VL	10/10	8/10	8/10	9/10	35/40	8/10	6/10	7/10	8/10	29/40
OneTwoVLA	10/10	5/10	8/10	8/10	31/40	2/40	0/10	1/10	0/10	3/40
$\pi_0$	2/10	0/10	0/10	0/10	2/40	1/10	0/10	0/10	0/10	1/40

Table 3: **Experimental results for the visual grounding tasks.** Results are broken down by the four instruction reference types: direct names, spatial relationships, object attributes, and semantic features.



Figure 8: **Objects for Open-World task evaluation.**





Figure 9: Training environments for Open-World visual grounding task.



Figure 10: Evaluation environments for Open-World visual grounding task.

## B More Reasoning Examples

Detailed OneTwoVLA reasoning examples during task execution are presented in this section. These include examples for long-horizon task planning (Table 4), generalizable planning (Table 5), error detection and recovery (Table 6), natural human-robot interaction (Table 7), Single-Env visual grounding (Table 8), and Open-World visual grounding (Table 9).




	<p><b>Instruction:</b> Dip the beef and the green bok choy.</p> <p><b>Reasoning:</b>  <b>Scene description:</b> The beef is located on the bottom-right plate. The green bok choy is on the top-right plate. The pot is in the center-right area of the table and contains a hotpot strainer.  <b>Plan:</b> 1. Put the beef into the hotpot strainer. 2. Put the green bok choy into the hotpot strainer. 3. Wait for the ingredients to cook and then pick up the hotpot strainer.  <b>What I have done:</b> Nothing.  <b>Now I need to:</b> Put the beef into the hotpot strainer.</p>
	<p><b>Instruction:</b> Make me a plate of tomato-egg scramble.</p> <p><b>Reasoning:</b>  <b>Scene description:</b> The oil bottle is located at the front of the table. The cooking machine is on the left side of the table.  <b>Plan:</b> 1. Pour the oil into the cooking machine. 2. Pour the tomatoes and egg liquid into the cooking machine. 3. Wait for the cooking process to finish, then pick up the spoon. 4. Scoop out the tomato-egg scramble, transfer it onto the plate, and place the spoon into the cooking machine.  <b>What I have done:</b> Nothing.  <b>Now I need to:</b> Pour the oil into the cooking machine.</p>
	<p><b>Instruction:</b> Make me a cup of Mountain Fuji cocktail.</p> <p><b>Reasoning:</b>  <b>Scene description:</b> The orange-flavored vodka is the second from the left on the bottom shelf. The Blue Curacao is the second from the right on the bottom shelf. The lemon juice is the second from the left on the top shelf. The yogurt is located in the middle of the top shelf.  <b>Plan:</b> 1. Pour the orange-flavored vodka into the glass. 2. Pour the Blue Curacao into the glass. 3. Pour the lemon juice into the glass. 4. Pour the yogurt into the glass.  <b>What I have done:</b> Nothing.  <b>Now I need to:</b> Pour the orange-flavored vodka into the glass.</p>

Table 4: Reasoning examples for long-horizon task planning.







	<p><b>Instruction:</b> Give me an icy cola.</p> <p><b>Reasoning:</b></p> <p>Scene description: The cola is out of sight, maybe in the fridge.</p> <p>Plan: 1. Open the fridge door. 2. Pick up the icy cola bottle and place it on the table. 3. Close the fridge door.</p>
	<p><b>Instruction:</b> Pass me an empty plate.</p> <p><b>Reasoning:</b></p> <p>Scene description: The grapes and apple are on the plate.</p> <p>Plan: 1. Pick up the grapes and place them on the table. 2. Pick up the apple and place it on the table. 3. Pick up the empty plate.</p>
	<p><b>Instruction:</b> I'm exhausted — can you make me a drink to keep me awake?</p> <p><b>Reasoning:</b></p> <p>I need to make a coconut latte.</p> <p>Plan: 1. Add thick coconut milk to the coffee cup. 2. Pour espresso into the cup. 3. Drop in ice cubes.</p>
	<p><b>Instruction:</b> I've been eating clean and need a nutritious drink.</p> <p><b>Reasoning:</b></p> <p>I need to make a glass of kale juice with some kale leaves and ice cubes.</p> <p>Plan: 1. Pour kale juice into the cup. 2. Put a kale leaf in the cup. 3. Add ice cubes to the cup.</p>
	<p><b>Instruction:</b> I'm feeling kind of down today. Can you fix me a drink?</p> <p><b>Reasoning:</b></p> <p>I need to make a Blue Mood cocktail.</p> <p>Plan: 1. Pour in white rum. 2. Add Blue Curacao. 3. Mix in lemon juice. 4. Drop in ice cubes.</p>
	<p><b>Instruction:</b> Pick up the cocoa powder bottle that is out of reach.</p> <p><b>Reasoning:</b></p> <p>Scene description: The cocoa powder bottle is out of reach. There is a wooden stick nearby.</p> <p>Plan: 1. Grasp the stick. 2. Sweep the cocoa powder bottle closer with the stick and put down the stick. 3. Pick up the cocoa powder bottle.</p>

Table 5: Reasoning examples for generalizable planning.


	<p><b>Instruction:</b> Dip the beef and the enoki mushrooms.</p> <p><b>Reasoning:</b></p> <p>Scene description: Some of the beef and the green bok choy are in the hotpot strainer. <i>But I fail to grasp the hotpot strainer due to misalignment.</i></p> <p>Plan: 1. Put the beef into the hotpot strainer. 2. Put the enoki mushrooms into the hotpot strainer. 3. Wait for the ingredients to cook and then pick up the hotpot strainer.</p> <p>What I have done: 1. Put the beef into the hotpot strainer. 2. Put the enoki mushrooms into the hotpot strainer.</p> <p>Now I need to: <i>Retract, reposition to align with the strainer, and try grasping again.</i></p>
	<p><b>Instruction:</b> Make me a plate of tomato-egg scramble.</p> <p><b>Reasoning:</b></p> <p>Scene description: The oil bottle is located at the front of the table. The cooking machine is on the left side of the table. <i>But I discover that the oil bottle slips from the gripper.</i></p> <p>Plan: 1. Pour the oil into the cooking machine. 2. Pour the tomatoes and egg liquid into the cooking machine. 3. Wait for the cooking process to finish, then pick up the spoon. 4. Scoop out the tomato-egg scramble, transfer it onto the plate, and place the spoon into the cooking machine.</p> <p>What I have done: Nothing.</p> <p>Now I need to: <i>Retry to grasp the oil bottle with increased firmness.</i></p>

Table 6: Reasoning examples for error detection and recovery.





	<p><b>Instruction:</b> Dip the beef for me.</p> <p><b>Human:</b> <i>Could you also dip another vegetable for me?</i></p> <p><b>Robot:</b> <i>Sure! Would you like green bok choy, enoki mushrooms, or cabbage?</i></p> <p><b>Human:</b> <i>I want some green bok choy.</i></p> <p><b>Reasoning:</b></p> <p><b>Scene description:</b> Some of the beef is in the hotpot strainer. <i>The green bok choy is on the top-left plate.</i></p> <p><b>Plan:</b> 1. Put the beef into the hotpot strainer. 2. <i>Put the green bok choy into the hotpot strainer.</i> 3. Wait for the ingredients to cook and then pick up the hotpot strainer.</p> <p><b>What I have done:</b> 1. Put the beef into the hotpot strainer.</p> <p><b>Now I need to:</b> <i>Put the green bok choy into the hotpot strainer.</i></p>
	<p><b>Instruction:</b> Make me a cup of Vodka Sunrise.</p> <p><b>Human:</b> <i>I don't want orange vodka, I want lemon-flavored one.</i></p> <p><b>Reasoning:</b></p> <p><b>Scene description:</b> The grenadine syrup and orange juice have been poured into the glass. <i>The lemon-flavored vodka is the second from the right on the top shelf.</i></p> <p><b>Plan:</b> 1. Pour the grenadine syrup into the glass. 2. Pour the orange juice into the glass. 3. <i>Put down the orange vodka, and retrieve the lemon vodka.</i></p> <p><b>What I have done:</b> 1. Pour the grenadine syrup into the glass. 2. Pour the orange juice into the glass.</p> <p><b>Now I need to:</b> <i>Put down the orange vodka, and retrieve the lemon vodka.</i></p>

Table 7: Reasoning examples for natural human robot interaction.





	<p><b>Instruction:</b> Pick up the black mouse.</p> <p><b>Reasoning:</b></p> <p>I need to pick up the black mouse, which is to the left back of the eggplant, has a smooth, arching shape that fits the palm, and is a key component of a typical office workstation.</p>
	<p><b>Instruction:</b> Pick up the object which is to the left back of the coconut water bottle.</p> <p><b>Reasoning:</b></p> <p>I need to pick up the blue cube, which is identified by its blue shade, and is a solid form useful for creating stable structures.</p>
	<p><b>Instruction:</b> Pick up the object which exhibits a purple coloration.</p> <p><b>Reasoning:</b></p> <p>I need to pick up the eggplant, which is to the right of the coconut water bottle, and is a common ingredient in ratatouille.</p>
	<p><b>Instruction:</b> Pick up the object which is a packaged drink.</p> <p><b>Reasoning:</b></p> <p>I need to pick up the coconut water bottle, which is to the left back of the blue cube, and has a cylindrical form.</p>

Table 8: Reasoning examples for Single-Env visual grounding.





	<p><b>Instruction:</b> Bring me the Sprite.</p> <p><b>Reasoning:</b> I need to pick up green Sprite, which is a model of a drink, located on the right side of the table.</p>
	<p><b>Instruction:</b> Give me the object behind the seashell.</p> <p><b>Reasoning:</b> I need to pick up the lantern to the left of the croissant, which is black with a metal structure, and holds light and can be carried.</p>
	<p><b>Instruction:</b> Hand me the object which is black and round.</p> <p><b>Reasoning:</b> I need to pick up the alarm clock sitting on the left side of the table.</p>
	<p><b>Instruction:</b> I need something to get a closer look at this fine print.</p> <p><b>Reasoning:</b> I need to pick up the magnifying glass, which is to the right of the red pepper, and has a wooden handle and a circular lens.</p>

Table 9: Reasoning examples for Open-World visual grounding.

## C Synthetic Vision-Language Data Examples

Our 16,000 synthetic images are entirely annotated by Gemini 2.5 Pro, without any human intervention. For 6,000 of these images, we generate visual grounding tasks. Each of these images is annotated with 17 instruction-reasoning pairs, with the instructions referring to objects using their direct names (2 instances), spatial relationships (5 instances), attributes (5 instances), and semantic features (5 instances). For the remaining 10,000 images, we annotate a long-horizon planning task along with a corresponding high-level, step-by-step plan for task completion. We also attempt to use GPT-4o for annotating our synthetic images but find its spatial understanding to be weak. We therefore use Gemini 2.5 Pro, which demonstrates strong spatial reasoning capabilities.

We present illustrative examples synthesized by our embodied reasoning-centric visual-language data synthesis pipeline. Table 10 and Table 11 show samples of synthesized data for visual grounding and long-horizon tasks, respectively, each including textual descriptions of tabletop layouts, synthesized images corresponding to these descriptions, and the accompanying instruction-reasoning pairs (for visual grounding example, we only show one pair for each of the four reference types). Fig. 11 illustrates the effects of applying fisheye distortion or compositing a robot gripper with adaptive brightness to the synthetic images.

Moreover, Fig. 12, 13, and 14 detail the specific prompts used with Gemini 2.5 Pro throughout our pipeline: Fig. 12 shows the prompt for generating diverse tabletop descriptions, while Fig. 13 and 14 illustrate the prompts for generating visual grounding and long-horizon task instructions and their associated reasoning, respectively.



**Tabletop layout description:** The entire scene is sharp and focused. From a 45-degree overhead view, observe a medium-sized, rectangular driftwood table with a natural, uneven texture. On it are displayed seashells, a coral sculpture, a nautical map under a magnifying glass, a vintage lantern, and a model sailboat, backed by a beach house and ocean view.

**Direct instruction:** Can you pass me the map?

**Reasoning:** I need to pick up the map, **located towards the center of the table.**

**Spatial instruction:** Get me the object **sitting on the back right area of the paper item.**

**Reasoning:** I need to pick up the miniature sailboat model, which is **placed on the map near the top right corner of the map.**

**Attribute instruction:** I need the item **with the complex branching structure.**

**Reasoning:** I need to pick up the large piece of coral **positioned at the left side of the table.**

**Semantic instruction:** Could you pass me the device **used for seeing small details much larger?**

**Reasoning:** I need to pick up the magnifying glass **situated on the map near the bottom right corner of the map.**



**Tabletop layout description:** The entire scene is sharp and focused. From a 45-degree overhead view, observe a large, oval, stone table with a rough texture, set outdoors in a mountain retreat. On it, a hearty meal of grilled trout, wild rice, steamed vegetables, a jug of water, and a lantern. The rugged outdoor setting is enhanced by the surrounding pine trees and the fading twilight.

**Direct instruction:** Can you hand me the lantern?

**Reasoning:** I need to pick up the black lantern **situated at the back left of the rock table.**

**Spatial instruction:** Pass me the item **directly to the left of the grilled trouts.**

**Reasoning:** I need to pick up the fork **sitting to the immediate left of the grilled trouts.**

**Attribute instruction:** Please give me the plate **with the long, silvery food item.**

**Reasoning:** I need to pick up the plate containing the two cooked fish **positioned in front of the vegetable bowl.**

**Semantic instruction:** Hand me that **grain-based side dish**, please.

**Reasoning:** I need to pick up the plate of wild rice **located at the back left, to the left of the vegetable bowl.**



**Tabletop layout description:** The entire scene is sharp and focused. From a 45-degree overhead view, observe a rectangular maple table with a honey finish, placed in a sunny conservatory. A watering can, a terracotta pot with blooming flowers, a gardening book, gloves, and a small birdhouse are charmingly scattered on it. Glass panels reveal a lush garden outside.

**Direct instruction:** Can you pass me the watering can?

**Reasoning:** I need to pick up the green watering can **positioned on the back left side of the table.**

**Spatial instruction:** I want the item **located on the front right side of the table.**

**Reasoning:** I need to pick up the pair of gardening gloves, **situated on the front right area of the table surface.**

**Attribute instruction:** I need the object **that's open and has pages with text.**

**Reasoning:** I need to pick up the book, which is open and **located between the watering can and the brown gloves.**

**Semantic instruction:** Please pass me the item **that could provide shelter for small birds.**

**Reasoning:** I need to pick up the wooden birdhouse, **sitting on the back right side of the table.**

Table 10: Examples of synthetic vision-language data for visual grounding tasks.



**Tabletop layout description:** The entire scene is sharp and focused. From a 45-degree overhead view, directly facing the cluttered table, observe a rustic wooden surface covered in vibrant fresh ingredients like tomatoes, peas, herbs, and spices. A cutting board, knife, spoon, and book are laid out, bathed in bright light, against a backdrop of softly visible shelves with plants.

**Instruction:** Prepare a Fresh Herb and Tomato Relish.

**Reasoning:**

**Plan:** 1. Chop the tomatoes using the knife and cutting board. 2. Chop the fresh basil and parsley. 3. Combine the chopped tomatoes, basil, and parsley in a bowl. 4. Add the green peas and the dried herbs and spices from the piles on the board to the bowl. 5. Mix all ingredients thoroughly using the wooden spoon.




**Tabletop layout description:** The entire scene is sharp and focused. From a 45-degree overhead view, directly facing the cluttered table, observe a low Japanese tea table with a woven tatami mat beneath it, showcasing a tea set, a small bonsai tree, and a scroll. The scene plays out indoors, in a serene, minimalist room, emphasizing peaceful tranquility.

**Instruction:** Prepare and serve tea.

**Reasoning:**

**Plan:** 1. Pick up the teacup and place it next to the teapot. 2. Fill the teapot with hot water. 3. Pour tea from the teapot into the teacup. 4. Place the teapot on the table. 5. Serve the teacup to the guest.



**Tabletop layout description:** The entire scene is sharp and focused. From a 45-degree overhead view, directly facing the cluttered table, observe a small potted plant beside an empty terracotta pot. A soil bag, a silver trowel, and various tools are scattered across the worn wooden surface. The scene takes place outdoors, in a garden full of flowers, bathed in warm afternoon light.

**Instruction:** Repot the small plant into the larger terracotta pot.

**Reasoning:**

**Plan:** 1. Remove the plant from its current small pot. 2. Add soil from the bag into the bottom of the larger terracotta pot using the trowel. 3. Place the plant in the center of the larger pot. 4. Fill the remaining space in the larger pot with soil from the bag using the trowel. 5. Use the trowel to gently firm the soil around the base of the plant.



**Tabletop layout description:** The entire scene is sharp and focused. From a 45-degree overhead view, directly facing the cluttered table, observe a white folding table at an outdoor market. Assorted fruits, vegetables, and price tags cover the table. The bright, natural light enhances the colors of the produce.

**Instruction:** Prioritize fresh produce to boost your daily vitamin intake.

**Reasoning:**

**Plan:** 1. Pick up some tomatoes and place them in the basket. 2. Pick up some lemons and place them in the basket. 3. Pick up some oranges and place them in the basket. 4. Carry the basket to checkout.

Table 11: Examples of synthetic vision-language data for long-horizon tasks.





Figure 11: **Augmentations for our synthetic images.** From left to right: original synthetic images, synthetic images with fisheye distortion, synthetic images with a robot gripper composited with adaptive brightness, and synthetic images with both fisheye distortion and compositing a robot gripper with adaptive brightness.

Create 30 detailed 50-word prompts that describe scenes from a 45-degree top-down view of a table. The table should have a clear description of its shape, size, texture, and color. On the table, place around five objects, describing each object in detail and their positions relative to each other (e.g., object A is placed above object B). The background and environment should be clearly defined, either indoor or outdoor, and the scene should be rich in detail. Ensure there is no blurriness or out-of-focus areas, and the lighting and atmosphere should enhance the realism.

Please ensure each of the following prompts is unique and creatively different, varying the table, objects, environment (like indoor or outdoor), lighting, and overall atmosphere.

Each prompt should start with "The entire scene is sharp and focused. From a 45-degree overhead view, observe ...", followed by a description of the table's **COLOR** (this could be diverse across different prompts), shape, texture, size, etc.

Use the following format to separate each prompt:

**START Prompt <Prompt ID>**

[Detailed description of the scene]

**END Prompt <Prompt ID>**

Repeat this process for 30 distinct prompts. Request to generate all at once.

Figure 12: **Prompt used to generate tabletop descriptions.**



In the provided image, you will notice several items placed on a table. Your task is to come up with 17 different instructions based on these items. These tasks will be categorized into three types based on object properties: spatial, semantic, and attribute.

Spatial pertains to the object's position in space (e.g., on top of the plate, to the right of the book, or at the bottom right corner of the table).

Semantic refers to the object's general, high-level meaning (e.g., sushi is a type of Japanese food, a kettle is used for boiling water, a book is meant for reading, etc.).

Attribute is concerned with the object's specific features or characteristics (e.g., a ball is round, a handle is made of wood, etc.).

For the objects on the table in the image, your task is to create 17 instructions, which can either directly ask for an object or describe it using its spatial, semantic, or attribute properties (e.g., "pass me the item on the plate," "give me something that helps with drying hair," or "hand me the yellow object").

Each task is essentially a "pick" task, but the instruction should sound natural and realistic.

After giving the instruction, provide a more specific description that starts with "I need to pick up," and then clearly name the object, possibly with some additional spatial details to help locate it.

When describing a location, try to be as accurate as possible. Avoid using vague descriptions such as "in the middle/center of the table," "near," "beside," or "next to," as these could apply to many objects. Instead, use precise relative positioning, such as "to the left front of an object," "on top of an object," "between object A and object B," "to the right back of an object," or "behind an object."

When giving instructions, avoid mentioning the specific name of the object and instead use pronouns like "item," "object," or "device."

When providing attribute instructions, only list 1 or 2 properties of the object.

Your Tasks:

First, generating 2 tasks with direct references to the object name.

Then, generate 5 tasks **\*\*only\*\*** related to spatial properties (focusing on the location of the objects).

Next, generate 5 tasks related to semantic properties (focusing on the general meaning or purpose of the objects).

Finally, generate 5 tasks related to attribute properties (focusing on specific features of the objects).

For each task, follow this format:

**\*\*Start Task <task id>\*\***

Instruction: ...

I need to pick up ...

**\*\*End Task <task id>\*\***

Separate these 4 types of tasks by

### Tasks Related to Spatial Properties

### Tasks Related to Semantic Properties

### Tasks Related to Attribute Properties

Figure 13: Prompt used to generate visual grounding task instructions and reasoning.

In the given image, there is a table with several items placed on it in a messy manner.

Your task is to first imagine a long-horizon task based on the items in the image (such as organizing the table, making a sandwich, etc.). This task needs to be relatively long-term, meaning it should require about several steps to complete.

The second step is to provide a plan, where each step is a brief action description (e.g., Pick up sth and place it somewhere, Close sth, Open sth, Move sth to somewhere, etc.).

Output in the following format:

**\*\*Start Task\*\***

Instruction: ...

1.

2.

...

N.

**\*\*End Task\*\***

If you cannot think of an interesting task, simply output "Fail to think of a plan."

Note that the instruction and plan should be brief and precise.

Figure 14: Prompt used to generate long-horizon task instructions and reasoning.

## D Implementation Details

### D.1 Robot Data Intervals

As mentioned in Sec. 3.2, we segment robot demonstrations into two types of intervals: *reasoning intervals* and *acting intervals*. Below, we detail what OneTwoVLA learns in each interval type.

1) *Reasoning intervals*, OneTwoVLA learns to:

- Predict [BOR] and the updated reasoning content  $\hat{R}$  based on the latest reasoning content  $R$ .
- Predict [BOA] and actions based on the updated reasoning content  $\hat{R}$ .
- Predict actions based on the latest reasoning content  $R$  without supervising [BOA]. This is to prevent incorrect action prediction if the model fails to update the reasoning promptly during deployment.

2) *Acting intervals*, OneTwoVLA learns to:

- Predict [BOA] and actions based on the latest reasoning content  $R$ .
- (Optional) Predict [BOR] based on outdated reasoning without supervising the reasoning content. This is included because we observe that during deployment, the model sometimes fails to enter the reasoning mode. Since predicting decision tokens is essentially a binary classification problem, and *acting intervals* are typically significantly longer than *reasoning intervals*, the model predominantly learns to predict [BOA], leading to an imbalanced classification problem. This optional training helps to increase the proportion of [BOR] predictions.

Additionally, it is important to note that *reasoning interval* during training is designed to encourage the model to learn the reasoning process more effectively. In real-world deployment, the robot only reasons at a small number of steps (rather than continuous intervals), ensuring that the overall operational efficiency is almost unaffected.

### D.2 Policy Training

As shown in Sec. 3.1, we use  $\pi_0$  as our base model. For each task, we train the model for 30,000 steps on 8xH100 GPUs, requiring approximately 10 hours. We adopt training hyperparameters from  $\pi_0$ . We make two modifications to the original  $\pi_0$ 's input. Firstly, we use the current image  $I_t$  and the reference image  $I_{\text{ref}}$  as image observations. We incorporate  $I_{\text{ref}}$  because the textual scene descriptions in reasoning may become outdated as the task progresses (e.g., an object's position described relative to the gripper becomes invalid upon gripper movement). Including  $I_{\text{ref}}$ , which corresponds to the image observation for the current reasoning content, helps prevent model confusion that might arise from potentially outdated textual descriptions. Second, we input not only the current robot proprioceptive states but also the proprioceptive states from 0.05 and 0.25 seconds earlier. This temporal context allows the model to generate more consistent and smooth actions during execution.

### D.3 Deployment

In real-world deployment, we use the temporal ensemble [80] technique to ensure smooth action execution. Specifically, in acting mode, the policy generates temporally overlapping action sequences every 0.2 seconds. At any given timestep, multiple predicted actions are averaged using exponential weighting to determine the actual executed actions.

Table 12 lists the computation time for  $\pi_0$ , along with the computation time for OneTwoVLA in acting mode for varying input token counts and in reasoning mode for varying output token counts, all of which are tested while processing two image inputs on an NVIDIA 4090 GPU. In acting mode, although OneTwoVLA has additional reasoning content as input and outputs an extra [BOA] compared to  $\pi_0$ , this has minimal impact on computation time and remains well below 0.2 seconds,

thus execution efficiency is not affected in this mode. In reasoning mode, when the reasoning token count is low (less than 20 tokens), execution efficiency is unaffected; however, when reasoning content is lengthy (exceeding 100 tokens), the robot needs to pause for a few seconds. Nevertheless, reasoning only occurs at a few critical moments, resulting in minimal impact on overall execution efficiency. For example, in one trial of the Tomato-Egg task, the entire long-horizon task takes 183 seconds, with reasoning occurring 5 times, totaling 16 seconds of reasoning time, which accounts for 8.7% of the total duration. Similarly, in one trial of the preparing Mountain Fuji task, the entire long-horizon task takes 135 seconds, with reasoning occurring 5 times, totaling 14 seconds of reasoning time, which accounts for 10.4% of the total duration.

	# input tokens	# output tokens	computation time
$\pi_0$	20		0.082 s
OneTwoVLA-Act-20	20	1	0.102 s
OneTwoVLA-Act-200	200	1	0.104 s
OneTwoVLA-Reason-20	200	20	0.853 s
OneTwoVLA-Reason-100	200	100	2.346 s
OneTwoVLA-Reason-200	200	200	4.361 s

Table 12: **Computation times of  $\pi_0$  and OneTwoVLA.**  $\pi_0$ 's input tokens consist solely of instruction  $\ell$ . OneTwoVLA's input tokens are typically longer, including instruction and latest reasoning content ( $\ell$  and  $R$ ). In acting mode (OneTwoVLA-Act rows), OneTwoVLA's output token is a single [BOA]. While in reasoning mode (OneTwoVLA-Reason rows), OneTwoVLA outputs [BOR] and updated reasoning content,  $\hat{R}$ . We showcase computation times when its output token length is 20, 100, and 200.

## E Other Findings

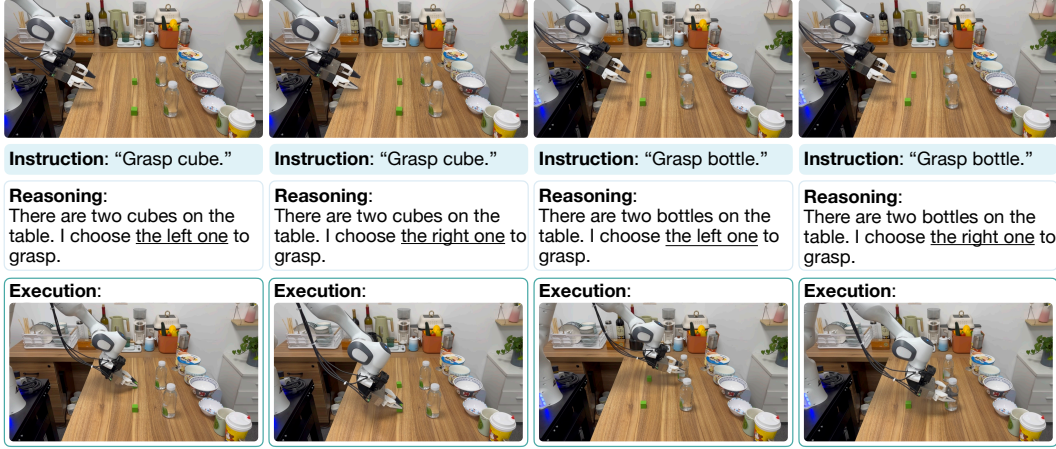


Figure 15: **Multi-modality task illustration.** Two cubes and two bottles are symmetrically placed on the table. When the instruction doesn’t specify grasping the left or right object, OneTwoVLA can reason to grasp either the left or the right object, producing multi-modal actions.

### E.1 OneTwoVLA Produces Multi-Modal Actions

In this section, we design experiments to show OneTwoVLA’s capability to produce multi-modal actions.

**Tasks and Evaluations.** Two identical cubes are symmetrically placed on a table, each with an identical bottle positioned symmetrically behind it. Using the UMI device, we collect 50 demonstrations for each of these four objects (totaling 200 demonstrations). Each demonstration instruction is either “Grasp the cube” or “Grasp the bottle,” without specifying left or right. During testing, the object positions and the robotic gripper’s initial pose remain fixed. Each method is tested 20 times per instruction.

**Comparative Methods.** 1) OneTwoVLA: For each demonstration, we explicitly include disambiguating reasoning content (e.g., specifying picking up the left or right object) to resolve the ambiguity. 2)  $\pi_0$ : The model receives the original instruction directly, without explicit disambiguation.

**Experimental Results.** As shown in Fig. 15, OneTwoVLA demonstrates multi-modal action capability by alternating between reasoning to grasp objects from either side. Specifically, in the “grasp cube” experiment, OneTwoVLA grasps the left cube 9 times and the right cube 11 times. In the “grasp bottle” experiment, it grasps the left bottle 8 times and the right bottle 12 times. OneTwoVLA achieves this balanced left-right performance because its reasoning process is probabilistic, which means the model can sample different decisions (such as whether to grasp from the left or right) based on predicted token probabilities, much like language models generate varied responses from the same input. In contrast, although flow matching [62, 63] or diffusion [81, 82] algorithms theoretically enable multi-modality,  $\pi_0$  consistently selects only the right-side objects, exhibiting only unimodal behavior, similar to observations in some other studies [83]. Additionally, the disambiguating reasoning content helps the model fit actions more accurately. This is evidenced by  $\pi_0$  occasionally failing to grasp the block, while OneTwoVLA consistently achieves precise grasps. Moreover,  $\pi_0$ ’s action mean squared error (MSE) on the validation dataset is 56% higher than OneTwoVLA’s. This interesting finding suggests that when training on large-scale, variable-quality robot datasets, detailed annotation of reasoning content may enhance action learning.

## E.2 OneTwoVLA Produces Reasoning-Compliant Actions

Our experiments show that the actions generated by OneTwoVLA consistently align with its reasoning, even when the reasoning itself is incorrect. This finding is similar to observations in previous work [49]. For example, in the Hotpot task, if OneTwoVLA occasionally reasons incorrectly about food locations, it proceeds to reach toward those incorrect positions. Similarly, in the Open-World experiment, OneTwoVLA moves to the object specified in its reasoning, even if that object does not align with the instruction. This indicates that OneTwoVLA’s cognition and behavior are highly unified, showcasing synergistic reasoning and acting. Additionally, this interesting phenomenon may indicate that improving the model’s reasoning ability (e.g., through additional vision-language data, using more powerful VLM as the base model, or more precise reasoning annotations) may contribute to generating more appropriate actions.

## F Hardware Setup




Figure 16: **Robot platform overview.** We employ two robot platforms: a single-arm Franka system (left) and a dual-arm ARX system (right).

We utilize two robot platforms. The primary platform (Fig. 16, left) is a single 7-DoF Franka arm equipped with a Weiss WSG-50 parallel-jaw gripper. A wrist-mounted GoPro camera with fisheye lens provides wide-angle observations. The arm is mounted on a custom height-adjustable table that can be pushed by a person—while not autonomous, this mobility allows us to evaluate the policy beyond traditional laboratory environments. The action space is 7-dimensional (6-DoF end-effector pose plus gripper width). Expert demonstrations for this platform are collected using UMI [79].

The second platform (Fig. 16, right) features two 6-DoF ARX arms with parallel-jaw grippers and a three-camera system (two wrist-mounted and one base-mounted). It also includes a holonomic wheeled base and a 1-DoF torso lift mechanism, though these components have not yet been utilized in our experiments. The resulting action space is 14-dimensional ( $2 \times 7$ ). Expert demonstrations are collected via teleoperation using a Meta Quest headset.

## G Failure Cases



Figure 17: **Failure cases of OneTwoVLA.**

Despite the promising performance of OneTwoVLA, it still makes mistakes. Fig. 17 illustrates the main failure cases of OneTwoVLA. In the Tomato-Egg task, OneTwoVLA occasionally fails to grip the yellow plate containing tomato and egg liquid firmly enough, resulting in the plate being dropped (see the first column in Fig. 17). In the Hotpot task, OneTwoVLA sometimes misidentifies the location of the target ingredient. For instance, as shown in the Fig. 17 second column, the robot is instructed to pick up green bok choy but instead it attempts to pick up enoki mushrooms. The third column of Fig. 17 shows a case in Cocktail task, where OneTwoVLA fails to pour the orange juice accurately while preparing the Vodka Sunrise, causing the juice to spill. In the Open-world experiments, OneTwoVLA shows vulnerability when encountering objects that are not present in either the robot data or our synthesized vision-language data. For instance, as illustrated in the Fig. 17 fourth column, the robot consistently moves toward the chessboard despite being instructed to pick up the small basketball toy. We believe that training on larger robot datasets, as well as co-training with richer vision-language data, can further facilitate OneTwoVLA in learning fine-grained actions and improve generalization capabilities.