

DRUG DISCOVERY WITH DYNAMIC GOAL-AWARE FRAGMENTS

Seul Lee¹ Seanie Lee¹ Kenji Kawaguchi² Sung Ju Hwang¹

¹KAIST, South Korea ²National University of Singapore

seul.lee@kaist.ac.kr, lsnfamily02@kaist.ac.kr,

kenji@comp.nus.edu.sg, sjhwang82@kaist.ac.kr

ABSTRACT

Fragment-based drug discovery has been widely employed in molecular generative models. However, many existing fragment extraction methods in such models do not take the target chemical properties into account or rely on heuristic rules. Additionally, the existing fragment-based generative models cannot update the fragment vocabulary with goal-aware fragments newly discovered during the generation. To this end, we propose a molecular generative framework for drug discovery, named *Goal-aware fragment Extraction, Assembly, and Modification* (GEAM). GEAM consists of three modules, each responsible for goal-aware fragment extraction, fragment assembly, and fragment modification. We experimentally demonstrate that GEAM effectively discovers drug candidates through the generative cycle of the three modules in various drug discovery tasks.

1 INTRODUCTION

Fragment-based drug discovery (FBDD) has been considered an effective strategy as a means of exploring the chemical space. The first step of FBDD, fragment library construction, directly impacts the final generation results (Shi & von Itzstein, 2019) as the constructed fragments are used in the entire generation process. However, existing fragment extraction or motif mining methods suffer from two limitations: they (1) do not take the target chemical properties of drug discovery problems into account and/or (2) rely on heuristic fragment selection rules. For example, it is a common strategy to randomly select fragments (Yang et al., 2021) or extract fragments based on frequency (Kong et al., 2022; Geng et al., 2023) without considering the target properties. Jin et al. (2020b) proposed to find molecular substructures that satisfy the given properties, but the extraction process is computationally very expensive and the substructures cannot be assembled together.

To this end, we first propose a novel deep learning-based goal-aware fragment extraction method, namely, *Fragment-wise Graph Information Bottleneck* (FGIB, Figure 1(a)). There is a strong connection between molecular structures and their activity, referred to as structure-activity relationship (SAR) (Crum-Brown & Fraser, 1865; Bohacek et al., 1996). Inspired by SAR, FGIB utilizes the graph information bottleneck (GIB) theory to identify important subgraphs in the given molecular graphs for predicting the target chemical property. These identified subgraphs serve as building blocks in the subsequent generation. As shown in Figure 1(b), using the proposed goal-aware fragments extracted by FGIB significantly improves the optimization performance.

To effectively utilize the extracted fragments in molecular generation, we next construct a generative model consisting of a fragment assembly module and a fragment modification module. In this work, we employ soft-actor critic (SAC) for the assembly module and a genetic algorithm (GA) for the modification module. Through the interplay of the two modules, the generative model can both exploit the extracted goal-aware fragments and explore beyond the initial fragment vocabulary. Moreover, to further enhance molecular novelty and diversity, we propose to extract new fragments on-the-fly during the generation using FGIB and dynamically update the fragment vocabulary.

Taken as a whole, the fragment extraction module, the fragment assembly module, and the fragment modification module in the form of FGIB, SAC, and GA, respectively, collectively constitute the generative framework which we refer to as *Goal-aware fragment Extraction, Assembly, and Modification* (GEAM) (Figure 2). Through the collaboration of the three modules where FGIB provides

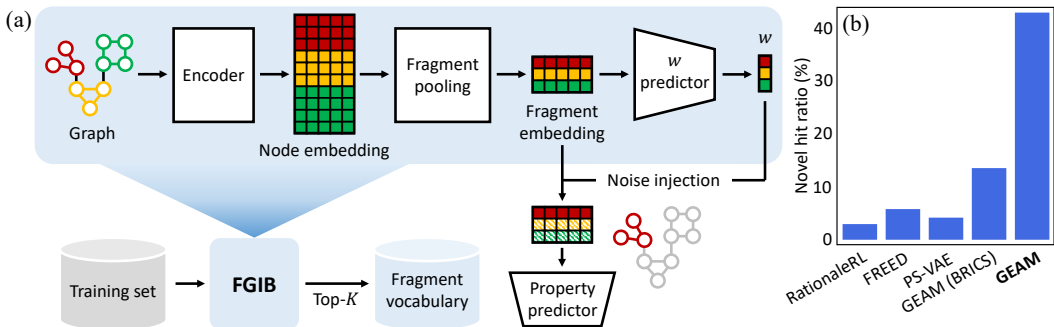


Figure 1: (a) **The architecture of FGIB.** Using the GIB theory, FGIB aims to identify the important subgraphs that contribute much to the target chemical property in the given molecular graphs. The trained FGIB is then used to extract fragments in a goal-aware manner. (b) **Performance comparison of GEAM and other FBDD methods** on the jak2 ligand generation task.

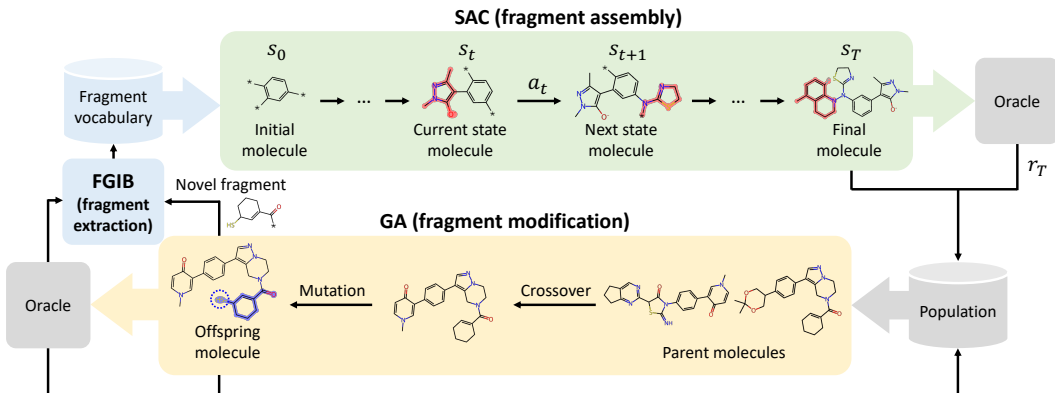


Figure 2: **The overall framework of GEAM.** GEAM consists of three modules, FGIB, SAC, and GA for fragment extraction, fragment assembly, and fragment modification, respectively.

goal-aware fragments to SAC, SAC provides high-quality population to GA, and GA provides novel fragments to FGIB, GEAM effectively explores the chemical space to discover novel drug candidates. We summarize our contributions as follows:

- We propose FGIB, a novel goal-aware fragment extraction method using the GIB theory to construct a fragment vocabulary for target chemical properties.
- We propose leveraging SAC and GA jointly as a generative model to effectively utilize the extracted fragments while enabling exploration beyond the vocabulary.
- We propose GEAM, a generative framework combining FGIB, SAC, and GA to dynamically update the fragment vocabulary by extracting goal-aware fragments on-the-fly to further improve diversity and novelty.
- We experimentally demonstrate that GEAM is highly effective in discovering drug candidates, outperforming existing molecular optimization methods.

2 METHOD

2.1 GOAL-AWARE FRAGMENT EXTRACTION

Assume we are given a set of N molecular graphs G_i with their corresponding properties $Y_i \in [0, 1]$, denoted as $\mathcal{D} = \{(G_i, Y_i)\}_{i=1}^N$. Each graph $G_i = (\mathbf{X}_i, \mathbf{A}_i)$ consists of n nodes with a node feature matrix $\mathbf{X}_i \in \mathbb{R}^{n \times d}$ and an adjacency matrix $\mathbf{A}_i \in \mathbb{R}^{n \times n}$. Let \mathcal{V} be a set of all nodes from the graphs $\mathcal{G} = \{G_i\}_{i=1}^N$ and let \mathcal{E} be a set of all edges from \mathcal{G} . Our goal is to extract goal-aware fragments from \mathcal{G} such that we can assemble these fragments to synthesize graphs with desired properties. To

achieve this goal, we propose Fragment-wise Graph Information Bottleneck (FGIB), a model that learns to identify salient fragments of G_i for predicting the target property Y_i .

Concretely, we first decompose a set of graphs \mathcal{G} into M candidate fragments, denoted as \mathcal{F} with BRICS (Degen et al., 2008), a popular method that fragmentizes molecules into retrosynthetically interesting substructures. Each fragment $F = (V, E) \in \mathcal{F}$ is comprised of vertices $V \subset \mathcal{V}$ and edges $E \subset \mathcal{E}$. Then each graph G can be represented as m fragments, $\{F_j = (V_j, E_j)\}_{j=1}^m$, with $F_j \in \mathcal{F}$. Inspired by graph information bottleneck (Wu et al., 2020), FGIB aims to identify a subset of fragments G^{sub} that is maximally informative for predicting the target property Y while maximally compressing the original graph G :

$$\min_{G^{\text{sub}}} -I(G^{\text{sub}}, Y) + \beta I(G^{\text{sub}}, G), \quad (1)$$

where $\beta > 0$ and $I(X, Y)$ denotes the mutual information between the random variables X and Y .

FGIB first calculates the node embeddings $\{\mathbf{h}_i\}_{i=1}^n$ from the graph G with MPNN (Gilmer et al., 2017) and use average pooling to obtain the fragment embedding \mathbf{e}_j of the fragment $F_j = (V_j, E_j)$:

$$\{\mathbf{h}_1 \cdots \mathbf{h}_n\}^\top = \text{MPNN}(\mathbf{X}, \mathbf{A}), \quad \mathbf{e}_j = \text{Avg}(\{\mathbf{h}_l : v_l \in V_j\}) \in \mathbb{R}^d, \quad (2)$$

where v_l denotes the node whose corresponding node embedding is \mathbf{h}_l . Using a MLP with a sigmoid activation function at the last layer, we obtain $w_j \in [0, 1]$, the importance of the fragment F_j for predicting the target property Y , as $w_j = \text{MLP}(\mathbf{e}_j)$. We denote θ as the parameters of the MPNN and the MLP. Following Yu et al. (2022), we inject a noise to the fragment embedding \mathbf{e}_j according to w_j to control the information flow from F_j as follows:

$$\tilde{\mathbf{e}}_j = w_j \mathbf{e}_j + (1 - w_j) \hat{\boldsymbol{\mu}} + \boldsymbol{\epsilon}, \quad w_j = \text{MLP}(\mathbf{e}_j), \quad \boldsymbol{\epsilon} \sim \mathcal{N}(\mathbf{0}, (1 - w_j) \hat{\boldsymbol{\Sigma}}), \quad (3)$$

where $\hat{\boldsymbol{\mu}} \in \mathbb{R}^d$ and $\hat{\boldsymbol{\Sigma}} \in \mathbb{R}^{d \times d}$ denote an empirical mean vector and a diagonal covariance matrix estimated from $\{\mathbf{e}_j\}_{j=1}^m$, respectively. Intuitively, the more a fragment is considered irrelevant for predicting the target property (i.e., small weight w), the more the transmission of the fragment information is blocked. Let $Z = \text{vec}([\tilde{\mathbf{e}}_1 \cdots \tilde{\mathbf{e}}_m])$ be the embedding of the perturbed fragments, which is a Gaussian-distributed random variable, i.e., $p_\theta(Z|G) = \mathcal{N}(\boldsymbol{\mu}_\theta(G), \boldsymbol{\Sigma}_\theta(G))$. Here, vec is a vectorization of a matrix, and $\boldsymbol{\mu}_\theta(G)$ and $\boldsymbol{\Sigma}_\theta(G)$ denote the mean and the covariance induced by the MPNN and the MLP with the noise $\boldsymbol{\epsilon}$, respectively. Assuming no information loss in the fragments after encoding them, our objective function in Eq. (1) becomes to optimize the parameters θ such that we can still predict the property Y from the embedding Z while minimizing the mutual information between G and Z :

$$\min_{\theta} \underbrace{-I(Z, Y; \theta) + \beta I(Z, G; \theta)}_{\mathcal{L}_{\text{IB}}(\theta)}. \quad (4)$$

Following Alemi et al. (2017), we derive the upper bound of $\mathcal{L}_{\text{IB}}(\theta)$ with variational inference:

$$\mathcal{L}(\theta, \phi) = \frac{1}{N} \sum_{i=1}^N (-\log q_\phi(Y_i|Z_i) + \beta D_{\text{KL}}(p_\theta(Z|G_i) \parallel u(Z))), \quad (5)$$

where q_ϕ is a property predictor that takes the perturbed fragment embedding Z as an input, $u(Z)$ is a variational distribution that approximates the marginal $p_\theta(Z)$, and Z_i is drawn from $p_\theta(Z|G_i) = \mathcal{N}(\boldsymbol{\mu}_\theta(G_i), \boldsymbol{\Sigma}_\theta(G_i))$ for $i \in \{1, \dots, N\}$. We optimize θ and ϕ to minimize the objective function $\mathcal{L}(\theta, \phi)$. Note that the variational distribution $u(\cdot)$ is chosen to be Gaussian, enabling analytic computation of the KL divergence. A detail proof is included in Sec. C.

After training FGIB, we calculate $\text{score}(F_j)$ of each fragment $F_j = (V_j, E_j) \in \mathcal{F}$ with FGIB:

$$\text{score}(F_j) = \frac{1}{|S(F_j)|} \sum_{(G, Y) \in S(F_j)} \frac{w_j(G, F_j)}{\sqrt{|V_j|}} \cdot Y \in [0, 1], \quad (6)$$

where $S(F_j) = \{(G, Y) \in \mathcal{D} : F_j \text{ is a subgraph of } G\}$ and $w_j(G, F_j)$ is an importance of the fragment F_j in the graph G , computed as Eq. (3). Intuitively, the score quantifies the extent to which a fragment contributes to achieving a high target property. Specifically, the term $w_j(G, F_j)/\sqrt{|V_j|}$ measures how much a fragment contributes to its whole molecule in terms of the target property,

while the term Y measures the property of the molecule. As the number of nodes of the fragment becomes larger, FGIB is more likely to consider it important when predicting the property. To normalize the effect of the fragment size, we include $\sqrt{|V_j|}$ in the first term. Based on the scores of all fragments, we choose the top- K fragments as the goal-aware vocabulary $\mathcal{S} \subset \mathcal{F}$ for the subsequent generation of molecular graphs with desired properties. We theoretically analyze how FGIB helps in identifying high-quality and novel graphs in Sec. D.

2.2 FRAGMENT ASSEMBLY

The next step is to generate molecules with the extracted goal-aware fragment vocabulary. For generation, we introduce the fragment assembly module, Soft-Actor Critic (SAC) (Haarnoja et al., 2018), that learns to assemble the fragments to generate molecules with desired properties.

We formulate fragment assembly as a RL problem following Yang et al. (2021). Given a partially generated molecule g_t which becomes a state \mathbf{s}_t at time step t , a policy network adds a fragment to g_t through a sequence of three actions: (1) the attachment site of g_t to use in forming a new bond, (2) the fragment $F \in \mathcal{S}$ to be attached to g_t , and (3) the attachment site of F to use in forming a new bond. Following Yang et al. (2021), we encode the nodes of the graph g_t with GCN (Kipf & Welling, 2017) as $\mathbf{H} = \text{GCN}(g_t)$ and obtain the graph embedding with sum pooling as $\mathbf{h}_{g_t} = \text{Sum}(\mathbf{H})$. We parameterize the policy network π with three sub-policy networks to sequentially choose actions conditioned on previous ones:

$$\begin{aligned} p_{\pi_1}(\cdot|\mathbf{s}_t) &= \pi_1(\mathbf{Z}_1), & \mathbf{Z}_1 &= f_1(\mathbf{h}_{g_t}, \mathbf{H}_{\text{att}}), \\ p_{\pi_2}(\cdot|a_1, \mathbf{s}_t) &= \pi_2(\mathbf{Z}_2), & \mathbf{Z}_2 &= f_2(\mathbf{z}_{1,a_1}, \text{ECFP}(\mathcal{S})), \\ p_{\pi_3}(\cdot|a_{1:2}, \mathbf{s}_t) &= \pi_3(\mathbf{Z}_3), & \mathbf{Z}_3 &= f_3(\text{Sum}(\text{GCN}(F_{a_2})), \mathbf{H}_{\text{att}, F_{a_2}}), \end{aligned} \quad (7)$$

where \mathbf{H}_{att} denotes the node embeddings of the attachment sites and $a_{1:2} = (a_1, a_2)$. We employ multiplicative interactions (Jayakumar et al., 2020) for f_1, f_2 and f_3 to fuse two inputs from heterogeneous spaces. The first policy network π_1 outputs categorical distribution over attachment sites of the current graph g_t conditioned on \mathbf{h}_{g_t} and \mathbf{H}_{att} , and chooses the attachment site with $a_1 \sim p_{\pi_1}(\cdot|\mathbf{s}_t)$. The second policy network π_2 selects the fragment $F_{a_2} \in \mathcal{S}$ with $a_2 \sim p_{\pi_2}(\cdot|a_1, \mathbf{s}_t)$, conditioned on the embedding of the previously chosen attachment site \mathbf{z}_{1,a_1} and the ECFPs of all the fragments $\text{ECFP}(\mathcal{S})$. Then we encode the node embeddings of the fragment F_{a_2} with the same GCN as $\mathbf{H}_{F_{a_2}} = \text{GCN}(F_{a_2})$, and get the fragment embedding $\mathbf{h}_{F_{a_2}} = \text{Sum}(\mathbf{H}_{F_{a_2}})$. The policy network π_3 chooses the attachment site of the fragment F_{a_2} with $a_3 \sim p_{\pi_3}(\cdot|a_{1:2}, \mathbf{s}_t)$, conditioned on the fragment embedding $\mathbf{h}_{F_{a_2}}$ and the attachment site embeddings of the fragment $\mathbf{H}_{\text{att}, F_{a_2}}$. Finally, we attach the fragment F_{a_2} to the current graph g_t with the chosen attachment sites a_1 and a_3 , resulting in a new graph g_{t+1} . With T steps of sampling actions (a_1, a_2, a_3) using these policy networks, we generate a new molecule $g_T = G$, call the oracle to calculate the reward r_T .

With the SAC objective (Haarnoja et al., 2018), we train the policy network π as follows:

$$\underset{\pi}{\text{maximize}} \sum_t \mathbb{E}_{(\mathbf{s}_t, \mathbf{a}_t) \sim \rho_\pi} [r(\mathbf{s}_t, \mathbf{a}_t) + \alpha \mathcal{H}(\pi(\cdot|\mathbf{s}_t))], \quad (8)$$

where $r(\mathbf{s}_t, \mathbf{a}_t)$ is a reward function, $\mathcal{H}(\pi(\cdot|\mathbf{s}_t))$ is entropy of action probabilities given \mathbf{s}_t with a temperature parameter $\alpha > 0$, and $\rho_\pi(\mathbf{s}_t, \mathbf{a}_t)$ is a state-action marginal of the trajectory distribution induced by the policy $\pi(\mathbf{a}_t|\mathbf{s}_t) = p_{\pi_3}(a_{3,t}|a_{1:2,t}, \mathbf{s}_t)p_{\pi_2}(a_{2,t}|a_{1,t}, \mathbf{s}_t)p_{\pi_1}(a_{1,t}|\mathbf{s}_t)$ with $\mathbf{a}_t = (a_{1,t}, a_{2,t}, a_{3,t})$ and $a_{1:2,t} = (a_{1,t}, a_{2,t})$.

2.3 FRAGMENT MODIFICATION AND DYNAMIC VOCABULARY UPDATE

With the fragment assembly module only, we cannot generate molecules consisting of fragments not included in the predefined vocabulary, which hinders generation of diverse molecules and precludes exploration beyond the vocabulary. In this section, we introduce the fragment modification module, which utilizes a genetic algorithm (GA) to generate molecules that contain novel fragments.

Specifically, we employ a graph-based GA (Jensen, 2019). At the first round of the GA, we initialize the population with the top- P molecules generated by the fragment assembly module. The GA then selects parent molecules from the population and generates offspring molecules. As a consequence of the crossover and mutation operations, the generated offspring molecules contain novel fragments not in the initial vocabulary. In the subsequent rounds, we choose the top- P molecules generated so far by both SAC and GA to construct the GA population of the next round.

Table 1: **Novel hit ratio (%) results.** The results are the means and the standard deviations of 3 runs. The results for the baselines except for RationaleRL and PS-VAE are taken from Lee et al. (2023b). The best results are highlighted in bold.

Method	Target protein				
	parp1	fa7	5ht1b	braf	jak2
REINVENT (Olivecrona et al., 2017)	0.480 (± 0.344)	0.213 (± 0.081)	2.453 (± 0.561)	0.127 (± 0.088)	0.613 (± 0.167)
Graph GA (Jensen, 2019)	4.811 (± 1.661)	0.422 (± 0.193)	7.011 (± 2.732)	3.767 (± 1.498)	5.311 (± 1.667)
MORLD (Jeon & Kim, 2020)	0.047 (± 0.050)	0.007 (± 0.013)	0.880 (± 0.735)	0.047 (± 0.040)	0.227 (± 0.118)
HierVAE (Jin et al., 2020a)	0.553 (± 0.214)	0.007 (± 0.013)	0.507 (± 0.278)	0.207 (± 0.220)	0.227 (± 0.127)
RationaleRL (Jin et al., 2020b)	4.267 (± 0.450)	0.900 (± 0.098)	2.967 (± 0.307)	0.000 (± 0.000)	2.967 (± 0.196)
FREED (Yang et al., 2021)	4.627 (± 0.727)	1.332 (± 0.113)	16.767 (± 0.897)	2.940 (± 0.359)	5.800 (± 0.295)
PS-VAE (Kong et al., 2022)	1.644 (± 0.389)	0.478 (± 0.140)	12.622 (± 1.437)	0.367 (± 0.047)	4.178 (± 0.933)
MOOD (Lee et al., 2023b)	7.017 (± 0.428)	0.733 (± 0.141)	18.673 (± 0.423)	5.240 (± 0.285)	9.200 (± 0.524)
GEAM-static (ours)	39.667 (± 4.493)	16.989 (± 1.959)	38.433 (± 2.103)	27.422 (± 0.494)	42.056 (± 1.855)
GEAM (ours)	40.567 (± 0.825)	20.711 (± 1.873)	38.489 (± 0.350)	27.900 (± 1.822)	42.950 (± 1.117)

Table 2: **Novel top 5% docking score (kcal/mol) results.** The results are the means and the standard deviations of 3 runs. The results for the baselines except for RationaleRL and PS-VAE are taken from Lee et al. (2023b). The best results are highlighted in bold.

Method	Target protein				
	parp1	fa7	5ht1b	braf	jak2
REINVENT (Olivecrona et al., 2017)	-8.702 (± 0.523)	-7.205 (± 0.264)	-8.770 (± 0.316)	-8.392 (± 0.400)	-8.165 (± 0.277)
Graph GA (Jensen, 2019)	-10.949 (± 0.532)	-7.365 (± 0.326)	-10.422 (± 0.670)	-10.789 (± 0.341)	-10.167 (± 0.576)
MORLD (Jeon & Kim, 2020)	-7.532 (± 0.260)	-6.263 (± 0.165)	-7.869 (± 0.650)	-8.040 (± 0.337)	-7.816 (± 0.133)
HierVAE (Jin et al., 2020a)	-9.487 (± 0.278)	-6.812 (± 0.274)	-8.081 (± 0.252)	-8.978 (± 0.525)	-8.285 (± 0.370)
RationaleRL (Jin et al., 2020b)	-10.663 (± 0.086)	-8.129 (± 0.048)	-9.005 (± 0.155)	<i>No hit found</i>	-9.398 (± 0.076)
FREED (Yang et al., 2021)	-10.579 (± 0.104)	-8.378 (± 0.044)	-10.714 (± 0.183)	-10.561 (± 0.080)	-9.735 (± 0.022)
PS-VAE (Kong et al., 2022)	-9.978 (± 0.091)	-8.028 (± 0.050)	-9.887 (± 0.115)	-9.637 (± 0.049)	-9.464 (± 0.129)
MOOD (Lee et al., 2023b)	-10.865 (± 0.113)	-8.160 (± 0.071)	-11.145 (± 0.042)	-11.063 (± 0.034)	-10.147 (± 0.060)
GEAM-static (ours)	-12.810 (± 0.124)	-9.682 (± 0.026)	-12.369 (± 0.084)	-12.336 (± 0.157)	-11.812 (± 0.055)
GEAM (ours)	-12.891 (± 0.158)	-9.890 (± 0.116)	-12.374 (± 0.036)	-12.342 (± 0.095)	-11.816 (± 0.067)

We iteratively run the fragment assembly module described in Sec. 2.2 and the fragment modification in turn, and this generative scheme is referred to as GEAM-static. To further enhance molecular diversity and novelty, we propose incorporating the fragment extraction module into this generative cycle. Concretely, in each cycle after the fragment assembly and the fragment modification modules generate molecules, FGIB extracts novel goal-aware fragments S' from the offspring molecules as described in Sec. 2.1. Then the vocabulary is dynamically updated as $\mathcal{S} \cup S'$. When the size of the vocabulary becomes larger than the maximum size L , we choose the top- L fragments as the vocabulary based on the scores in Eq. (6). The fragment assembly module assembles fragments of the updated vocabulary in the next iteration, and we refer to this generative framework as GEAM. The single generation cycle of GEAM is described in Algorithm 1 in Sec. A.

3 EXPERIMENTS

3.1 OPTIMIZATION OF BINDING AFFINITY UNDER QED, SA AND NOVELTY CONSTRAINTS

Setup Following Lee et al. (2023b), we validate GEAM in the five docking score (DS) optimization tasks under the quantitative estimate of drug-likeness (QED) (Bickerton et al., 2012), synthetic accessibility (SA) (Ertl & Schuffenhauer, 2009), and novelty constraints. The goal is to generate novel, drug-like, and synthesizable molecules that have a high absolute docking score. Following Lee et al. (2023b), we set the property Y as follows:

$$Y(G) = \widehat{DS}(G) \times \text{QED}(G) \times \widehat{SA}(G) \in [0, 1], \quad (9)$$

where \widehat{DS} and \widehat{SA} are the normalized DS and the normalized SA, respectively (Eq. (14)). We use ZINC250k (Irwin et al., 2012) to train FGIB to predict Y and extract initial fragments. Optimization performance is evaluated with 3,000 generated molecules using the following metrics. **Novel hit ratio (%)** measures the fraction of unique and novel hits among the generated molecules. Here, *novel* molecules are defined as the molecules that have the maximum Tanimoto similarity less than 0.4 with the molecules in the training set, and *hit* is the molecules that satisfy the following criteria: $DS < (\text{the median DS of known active molecules})$, $\text{QED} > 0.5$ and $\text{SA} < 5$. **Novel top 5% DS (kcal/mol)** measures the average DS of the top 5% unique, novel hits. parp1, fa7, 5ht1b, braf and jak2 are used as the protein targets the docking scores are calculated for. In addition, we evaluate the

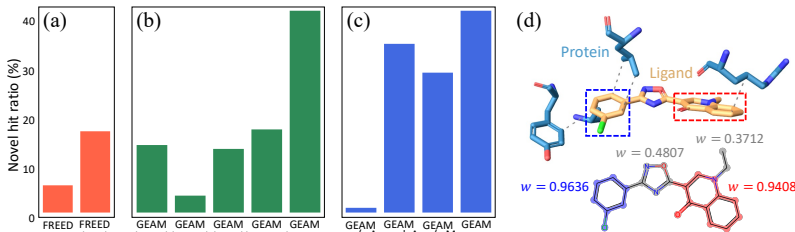


Figure 3: (a-c) **Ablation studies on FGIB, SAC and GA** on the ligand generation task with the target protein jak2 and (d) **the PLIP image** showing hydrophobic interactions between an example molecule and jak2.

fraction of novel molecules, **novelty (%)**, and the extent of chemical space covered, **#Circles** (Xie et al., 2023) of the generated hits. The experimental details and explanation on baselines are in Sec. F.1 and F.2, and the results of additional baselines are included in Table 7 and Table 8.

Results The results are shown in Table 1 and Table 2. GEAM and GEAM-static significantly outperform all the baselines in all the tasks, demonstrating that the proposed goal-aware extraction method and the proposed combination of SAC and GA are highly effective in discovering novel, drug-like, and synthesizable drug candidates that have high binding affinity. GEAM shows comparable or better performance than GEAM-static, and as shown in Table 5 and Table 6 in Sec. G.1, the usage of the dynamic vocabulary update enhances novelty and diversity without degrading optimization performance. There is a general trend that the more powerful the molecular optimization model, the less likely it is to generate diverse molecules (Gao et al., 2022), but GEAM effectively overcomes this trade-off by discovering novel and high-quality goal-aware fragments on-the-fly. Note that the high novelty values of MORLD are trivial due to its poor optimization performance and very low diversity. Similarly, the high diversity values of RationaleRL on the target proteins 5ht1b and jak2 are not meaningful due to its poor optimization performance and novelty.

3.2 ABLATION STUDIES AND QUALITATIVE ANALYSIS

Effect of the goal-aware fragment extraction In Figure 3(a), we compare FREED with FREED (FGIB), a variant of FREED that uses the fragments extracted by FGIB. FREED (FGIB) outperforms FREED by a large margin, indicating the goal-aware fragment extraction method with FGIB largely boosts the optimization performance. In Figure 3(b), we also compare GEAM against GEAM (FREED), GEAM (MiCaM), and GEAM (BRICS), the GEAM variants that use the FREED vocabulary, the MiCaM (Geng et al., 2023) vocabulary, the random BRICS (Degen et al., 2008) vocabulary, respectively. GEAM (property) is GEAM which only uses the property instead of Eq. (6) when scoring fragments, i.e., $\text{score}(F_j) = \frac{1}{|S(F_j)|} \sum_{(G,Y) \in S(F_j)} Y$. GEAM significantly outperforms all the variants, verifying the importance of our goal-aware fragment vocabulary.

Effect of the fragment assembly and modification We compare GEAM with GEAM-w/o A and GEAM-w/o M in Figure 3(c). GEAM-w/o A constructs its population as the top- P molecules from ZINC250k without using the assembly module, while GEAM-w/o M omits the modification module. GEAM-random A uses random fragment assembly instead of SAC. GEAM-w/o A significantly underperforms as the fragment modification module alone cannot take the advantage of the goal-aware fragments and GEAM-random A largely improves over GEAM-w/o A. However, GEAM outperforms all the ablated variants, highlighting the importance of jointly employing the fragment assembly module and the fragment modification module.

Qualitative analysis We qualitatively analyze the extracted goal-aware fragments. In Figure 3(d), we present an example of the binding interactions of a molecule and the target protein jak2 using the protein-ligand interaction profiler (PLIP) (Adasme et al., 2021). Additionally, we show the fragments of the molecule and w of the fragments calculated by FGIB. We observe that the important fragments identified by FGIB with high w (red and blue) indeed play crucial role for interacting with the target protein, while the fragments with low w (gray) are not involved in the interactions. This analysis validates the efficacy of the proposed goal-aware fragment extraction method using FGIB and suggests the application of FGIB as a means to improve the explainability of drug discovery.

4 CONCLUSION

We proposed GEAM, a fragment-based molecular generative framework for drug discovery. GEAM consists of three modules, FGIB, SAC, and GA, each responsible for goal-aware fragment extraction, fragment assembly, and fragment modification. FGIB provides goal-aware fragments to SAC, SAC provides high-quality population to GA, and GA provides novel fragments to FGIB, enabling GEAM to achieve superior performance with high novelty and diversity on a variety of drug discovery tasks. These results highlight strong applicability of GEAM to real-world drug discovery.

REFERENCES

- Melissa F Adasme, Katja L Linnemann, Sarah Naomi Bolz, Florian Kaiser, Sebastian Salentin, V Joachim Haupt, and Michael Schroeder. Plip 2021: Expanding the scope of the protein–ligand interaction profiler to dna and rna. *Nucleic acids research*, 49(W1):W530–W534, 2021.
- Sungsoo Ahn, Junsu Kim, Hankook Lee, and Jinwoo Shin. Guiding deep molecular optimization with genetic exploration. *Advances in neural information processing systems*, 33:12008–12021, 2020.
- Alexander A. Alemi, Ian Fischer, Joshua V. Dillon, and Kevin Murphy. Deep variational information bottleneck. In *International Conference on Learning Representations*, 2017.
- Amr Alhossary, Stephanus Daniel Handoko, Yuguang Mu, and Chee-Keong Kwoh. Fast, accurate, and reliable molecular docking with quickvina 2. *Bioinformatics*, 31(13):2214–2216, 2015.
- G Richard Bickerton, Gaia V Paolini, Jérémy Besnard, Sorel Muresan, and Andrew L Hopkins. Quantifying the chemical beauty of drugs. *Nature chemistry*, 4(2):90–98, 2012.
- Regine S Bohacek, Colin McMartin, and Wayne C Guida. The art and practice of structure-based drug design: a molecular modeling perspective. *Medicinal research reviews*, 16(1):3–50, 1996.
- Nathan Brown, Marco Fiscato, Marwin HS Segler, and Alain C Vaucher. Guacamol: benchmarking models for de novo molecular design. *Journal of chemical information and modeling*, 59(3): 1096–1108, 2019.
- A Crum-Brown and Thomas R Fraser. The connection of chemical constitution and physiological action. *Trans R Soc Edinb*, 25(1968-1969):257, 1865.
- Jörg Degen, Christof Wegscheid-Gerlach, Andrea Zaliani, and Matthias Rarey. On the art of compiling and using ‘drug-like’ chemical fragment spaces. *ChemMedChem: Chemistry Enabling Drug Discovery*, 3(10):1503–1507, 2008.
- Peter Eckmann, Kunyang Sun, Bo Zhao, Mudong Feng, Michael K Gilson, and Rose Yu. Limo: Latent inceptionism for targeted molecule generation. In *Proceedings of the 39th International Conference on Machine Learning*, 2022.
- Peter Ertl and Ansgar Schuffenhauer. Estimation of synthetic accessibility score of drug-like molecules based on molecular complexity and fragment contributions. *Journal of cheminformatics*, 1:1–11, 2009.
- Wenhao Gao, Tianfan Fu, Jimeng Sun, and Connor Coley. Sample efficiency matters: a benchmark for practical molecular optimization. *Advances in Neural Information Processing Systems*, 35: 21342–21357, 2022.
- Zijie Geng, Shufang Xie, Yingce Xia, Lijun Wu, Tao Qin, Jie Wang, Yongdong Zhang, Feng Wu, and Tie-Yan Liu. De novo molecular generation via connection-aware motif mining. In *International Conference on Learning Representations*, 2023.
- Justin Gilmer, Samuel S Schoenholz, Patrick F Riley, Oriol Vinyals, and George E Dahl. Neural message passing for quantum chemistry. In *International conference on machine learning*, pp. 1263–1272. PMLR, 2017.

- Tuomas Haarnoja, Aurick Zhou, Pieter Abbeel, and Sergey Levine. Soft actor-critic: Off-policy maximum entropy deep reinforcement learning with a stochastic actor. In *International conference on machine learning*, pp. 1861–1870. PMLR, 2018.
- John J Irwin, Teague Sterling, Michael M Mysinger, Erin S Bolstad, and Ryan G Coleman. Zinc: a free tool to discover chemistry for biology. *Journal of chemical information and modeling*, 52(7):1757–1768, 2012.
- Siddhant M. Jayakumar, Wojciech M. Czarnecki, Jacob Menick, Jonathan Schwarz, Jack Rae, Simon Osindero, Yee Whye Teh, Tim Harley, and Razvan Pascanu. Multiplicative interactions and where to find them. In *International Conference on Learning Representations*, 2020.
- Jan H Jensen. A graph-based genetic algorithm and generative model/monte carlo tree search for the exploration of chemical space. *Chemical science*, 10(12):3567–3572, 2019.
- Woosung Jeon and Dongsup Kim. Autonomous molecule generation using reinforcement learning and docking to develop potential novel inhibitors. *Scientific Reports*, 10, 12 2020.
- Wengong Jin, Regina Barzilay, and Tommi Jaakkola. Junction tree variational autoencoder for molecular graph generation. In *International Conference on Machine Learning*, pp. 2323–2332. PMLR, 2018.
- Wengong Jin, Regina Barzilay, and Tommi Jaakkola. Hierarchical generation of molecular graphs using structural motifs. In *International Conference on Machine Learning*, pp. 4839–4848. PMLR, 2020a.
- Wengong Jin, Regina Barzilay, and Tommi Jaakkola. Multi-objective molecule generation using interpretable substructures. In *International Conference on Machine Learning*, pp. 4849–4859. PMLR, 2020b.
- Jaehyeong Jo, Seul Lee, and Sung Ju Hwang. Score-based generative modeling of graphs via the system of stochastic differential equations. In *Proceedings of the 39th International Conference on Machine Learning*, 2022.
- Thomas N. Kipf and Max Welling. Semi-supervised classification with graph convolutional networks. In *5th International Conference on Learning Representations, ICLR 2017, Toulon, France, April 24-26, 2017, Conference Track Proceedings*, 2017.
- Xiangzhe Kong, Wenbing Huang, Zhixing Tan, and Yang Liu. Molecule generation by principal subgraph mining and assembling. *Advances in Neural Information Processing Systems*, 35:2550–2563, 2022.
- Matt J Kusner, Brooks Paige, and José Miguel Hernández-Lobato. Grammar variational autoencoder. In *International Conference on Machine Learning*, pp. 1945–1954. PMLR, 2017.
- Greg Landrum et al. RDKit: Open-source cheminformatics software, 2016. URL <http://www.rdkit.org/>, <https://github.com/rdkit/rdkit>, 2016.
- Namkyeong Lee, Dongmin Hyun, Gyoung S Na, Sungwon Kim, Junseok Lee, and Chanyoung Park. Conditional graph information bottleneck for molecular relational learning. *Proceedings of the 40th International Conference on Machine Learning*, 2023a.
- Seul Lee, Jaehyeong Jo, and Sung Ju Hwang. Exploring chemical space with score-based out-of-distribution generation. *Proceedings of the 40th International Conference on Machine Learning*, 2023b.
- Youzhi Luo, Keqiang Yan, and Shuiwang Ji. GraphDF: A discrete flow model for molecular graph generation. *International Conference on Machine Learning*, 2021.
- Krzysztof Maziarz, Henry Jackson-Flux, Pashmina Cameron, Finton Sirockin, Nadine Schneider, Nikolaus Stiefl, Marwin Segler, and Marc Brockschmidt. Learning to extend molecular scaffolds with structural motifs. In *International Conference on Learning Representations*, 2022.

- Siqi Miao, Mia Liu, and Pan Li. Interpretable and generalizable graph learning via stochastic attention mechanism. In *International Conference on Machine Learning*, pp. 15524–15543. PMLR, 2022.
- AkshatKumar Nigam, Pascal Friederich, Mario Krenn, and Alan Aspuru-Guzik. Augmenting genetic algorithms with deep neural networks for exploring the chemical space. In *International Conference on Learning Representations*, 2020.
- AkshatKumar Nigam, Robert Pollice, Mario Krenn, Gabriel dos Passos Gomes, and Alan Aspuru-Guzik. Beyond generative models: superfast traversal, optimization, novelty, exploration and discovery (stoned) algorithm for molecules using selfies. *Chemical science*, 12(20):7079–7090, 2021.
- Marcus Olivecrona, Thomas Blaschke, Ola Engkvist, and Hongming Chen. Molecular de-novo design through deep reinforcement learning. *Journal of cheminformatics*, 9(1):1–14, 2017.
- Pavel Polishchuk. Crem: chemically reasonable mutations framework for structure generation. *Journal of Cheminformatics*, 12(1):1–18, 2020.
- Chence Shi, Minkai Xu, Zhaocheng Zhu, Weinan Zhang, Ming Zhang, and Jian Tang. Graphaf: a flow-based autoregressive model for molecular graph generation. In *International Conference on Learning Representations*, 2019.
- Yun Shi and Mark von Itzstein. How size matters: diversity for fragment library design. *Molecules*, 24(15):2838, 2019.
- Zichao Wang, Weili Nie, Zhuoran Qiao, Chaowei Xiao, Richard Baraniuk, and Anima Anandkumar. Retrieval-based controllable molecule generation. In *International Conference on Learning Representations*, 2023.
- Tailin Wu, Hongyu Ren, Pan Li, and Jure Leskovec. Graph information bottleneck. *Advances in Neural Information Processing Systems*, 33:20437–20448, 2020.
- Yutong Xie, Chence Shi, Hao Zhou, Yuwei Yang, Weinan Zhang, Yong Yu, and Lei Li. Mars: Markov molecular sampling for multi-objective drug discovery. In *International Conference on Learning Representations*, 2020.
- Yutong Xie, Ziqiao Xu, Jiaqi Ma, and Qiaozhu Mei. How much space has been explored? measuring the chemical space covered by databases and machine-generated molecules. *International Conference on Learning Representations*, 2023.
- Soojung Yang, Doyeong Hwang, Seul Lee, Seongok Ryu, and Sung Ju Hwang. Hit and lead discovery with explorative rl and fragment-based molecule generation. *Advances in Neural Information Processing Systems*, 34:7924–7936, 2021.
- Jiaxuan You, Bowen Liu, Rex Ying, Vijay Pande, and Jure Leskovec. Graph convolutional policy network for goal-directed molecular graph generation. In *Proceedings of the 32nd International Conference on Neural Information Processing Systems*, pp. 6412–6422, 2018.
- Junchi Yu, Jie Cao, and Ran He. Improving subgraph recognition with variational graph information bottleneck. In *Proceedings of the IEEE/CVF Conference on Computer Vision and Pattern Recognition*, pp. 19396–19405, 2022.
- Zhenpeng Zhou, Steven Kearnes, Li Li, Richard N Zare, and Patrick Riley. Optimization of molecules via deep reinforcement learning. *Scientific reports*, 9(1):1–10, 2019.

A GENERATION PROCESS OF GEAM

Algorithm 1 A Single Generation Cycle of GEAM

Input: Fragment vocabulary \mathcal{S} , termination number of atoms in SAC n_{SAC} , trained FGIB, population size of GA P , maximum vocabulary size L

▷ *Fragment assembly*

Initialize $s_0 = \text{benzene}$

for $t = 0, 1, \dots$ **do**

 Sample \mathbf{a}_t from p_{π_1}, p_{π_2} and p_{π_3} in Eq. (7) with \mathcal{S}

 Construct s_{t+1} by taking \mathbf{a}_t on s_t

if no attachment point left in s_{t+1} **or** $n_{t+1} > n_{\text{SAC}}$ **then**

$T \leftarrow t + 1$

break

end if

end for

Calculate the property Y of s_T

Set $r_T \leftarrow Y$

Train SAC with Eq. (8)

▷ *Fragment modification*

Initialize a population with the top- P molecules generated so far

Select parent molecules from the population

Perform crossover and mutation to generate an offspring \mathbf{o}

Calculate the property Y of \mathbf{o}

▷ *Fragment extraction*

Extract fragments \mathcal{S}' from \mathbf{o} with FGIB

Set $\mathcal{S} \leftarrow$ the top- L fragments in $\mathcal{S} \cup \mathcal{S}'$ in terms of Eq. (6)

Output: Generated molecules (s_T and \mathbf{o}), updated vocabulary \mathcal{S}

B RELATED WORK

Fragment extraction Fragment extraction methods fragmentize the given molecules into molecular substructures, i.e., fragments, for subsequent generation. Yang et al. (2021) chose to randomly select fragments after breaking bonds in the given molecules with a predefined rule. Xie et al. (2020) and Maziarz et al. (2022) proposed to obtain fragments by breaking some of the bonds with a predefined rule (e.g., acyclic single bonds), then select the most frequent fragments. Kong et al. (2022) and Geng et al. (2023) utilized merge-and-update rules to find the frequent fragments in the given molecules. All of these methods do not consider the target properties. On the other hand, Jin et al. (2020b) proposed to find molecular substructures that satisfy the given properties. However, the approach requires an expensive oracle call to examine each building block candidate in a brute-force manner, and the substructures are not actually fragments in that they are already full molecules that have chemical properties and are not assembled together. Consequently, the identified substructures are large in size and often few in number, resulting in low novelty and diversity of the molecules.

Fragment-based molecule generation Fragment-based molecular generative models refers to models that use the extracted fragments as building blocks and learn to assemble the blocks into molecules. Xie et al. (2020) proposed to use MCMC sampling during assembly or deletion of fragments. Yang et al. (2021) proposed to use a reinforcement learning (RL) model and view fragment addition as actions. Maziarz et al. (2022), Kong et al. (2022) and Geng et al. (2023) proposed to use a VAE to assemble the fragments. The model of Jin et al. (2020b) learns to complete the obtained molecular substructures into final molecules by adding molecular branches.

Subgraph recognition Given a graph, subgraph recognition aims to identify a compressed subgraph that contains salient information to predict the property of the graph. Graph information bottleneck (GIB) (Wu et al., 2020) addressed this problem by treating the subgraph as a bottleneck random variable and applying the information bottleneck theory. Yu et al. (2022) proposed to inject Gaussian noise into node representations to confine the information and recognize important

subgraphs, while [Miao et al. \(2022\)](#) proposed to consider the subgraph attention process as the information bottleneck. [Lee et al. \(2023a\)](#) applied the GIB principle to molecular relational learning tasks. In practice, it is common for these methods to recognize disconnected substructures rather than connected fragments. Subgraph recognition by GIB has been only employed in classification and regression tasks, and this is the first work that applies GIB to fragment extraction.

C PROOF OF EQUATION 5

In this section, we prove that our objective function $\mathcal{L}(\theta, \phi)$ in Eq. (5) is the upper bound of the intractable objective $\mathcal{L}_{\text{IB}}(\theta)$ in Eq. (4). At this point, we only have joint data distribution $p(G, Y)$ and the stochastic encoder $p_{\theta}(Z|G) = \mathcal{N}(\boldsymbol{\mu}_{\theta}(G), \boldsymbol{\Sigma}_{\theta}(G))$.

Proof. Following standard practice in Information Bottleneck literature ([Alemi et al., 2017](#)), we assume Markov Chains so that joint distribution $p_{\theta}(G, Z, Y)$ factorizes as:

$$p_{\theta}(G, Z, Y) = p_{\theta}(Z|G, Y)p(Y|G)p(G) = p_{\theta}(Z|G)p(Y|G)p(G). \quad (10)$$

Firstly, we derive the upper bound of the mutual information between Z and Y :

$$I(Z, Y; \theta) = \int \int p_{\theta}(y, z) \log \frac{p_{\theta}(y, z)}{p(y)p_{\theta}(z)} dydz = \int \int p_{\theta}(y, z) \log \frac{p_{\theta}(y|z)}{p(y)} dydz,$$

where y and z are realization of random variables Y and Z , respectively. The posterior is fully defined as:

$$p_{\theta}(y|z) = \sum_g p_{\theta}(g, y|z) = \sum_g p(y|g)p_{\theta}(g|z) = \sum_g \frac{p(y|g)p_{\theta}(z|g)p(g)}{p_{\theta}(z)},$$

where g is a realization of the random variable G . Since this posterior $p_{\theta}(y|z)$ is intractable, we utilize a variational distribution $q_{\phi}(y|z)$ to approximate the posterior. Since KL divergence is always non-negative, we get the following inequality:

$$D_{\text{KL}}(p_{\theta}(Y|Z=z) \parallel q_{\phi}(Y|Z=z)) \geq 0 \Rightarrow \int p_{\theta}(y|z) \log p_{\theta}(y|z) dy \geq \int p_{\theta}(y|z) \log q_{\phi}(y|z) dy.$$

With this inequality, we get the lower bound of $I(Z, Y)$:

$$\begin{aligned} I(Z, Y; \theta) &= \int \int p_{\theta}(y, z) \log \frac{p_{\theta}(y|z)}{p(y)} dydz \\ &\geq \int \int p_{\theta}(y, z) \log \frac{q_{\phi}(y|z)}{p(y)} dydz \\ &= \int \int p_{\theta}(y, z) \log q_{\phi}(y|z) dydz - \int \int p_{\theta}(y, z) \log p(y) dydz \\ &= \int \int p_{\theta}(y, z) \log q_{\phi}(y|z) dydz - \int \log p(y) \int p_{\theta}(y, z) dz dy \\ &= \int \int p_{\theta}(y, z) \log q_{\phi}(y|z) dydz - \int p(y) \log p(y) dy \\ &= \int \int p_{\theta}(y, z) \log q_{\phi}(y|z) dydz + H(Y), \end{aligned}$$

where $H(Y)$ is the entropy of labels Y . Since Y is ground truth label, it is independent of our parameter θ . It means the entropy is constant for our optimization problem and thus we can ignore it. By the assumption in Eq. (10),

$$p_{\theta}(y, z) = \sum_g p_{\theta}(g, y, z) = \sum_g p(g)p(y|g)p_{\theta}(z|g).$$

Thus, we get the lower bound as follows:

$$I(Z, Y; \theta) \geq \sum_g \int \int p(g)p(y|g)p_{\theta}(z|g) \log q_{\phi}(y|z) dydz. \quad (11)$$

Now, we derive the upper bound of the mutual information between Z and G :

$$\begin{aligned}
I(Z, G; \theta) &= \sum_g \int p_\theta(g, z) \log \frac{p_\theta(z|g)}{p_\theta(z)} dz \\
&= \sum_g \int p_\theta(g, z) \log p_\theta(z|g) dz - \sum_g \int p_\theta(g, z) \log p_\theta(z) dz \\
&= \sum_g \int p_\theta(g, z) \log p_\theta(z|g) dz - \int p_\theta(z) \log p_\theta(z) dz.
\end{aligned} \tag{12}$$

The marginal distribution $p_\theta(z)$ is intractable since

$$p_\theta(z) = \sum_g p_\theta(z|g)p(g).$$

We utilize another variational distribution $u(z)$ that approximate the marginal. Since KL divergence is always non-negative,

$$D_{\text{KL}}(p_\theta(Z) \parallel r(Z)) \geq 0 \Rightarrow \int p_\theta(z) \log p_\theta(z) dz \geq \int p_\theta(z) \log u(z) dz.$$

Combining this inequality with Eq. (12), we get the upper bound as:

$$\begin{aligned}
I(Z, G; \theta) &\leq \sum_g \int p_\theta(g, z) \log p_\theta(z|g) dz - \int p_\theta(z) \log u(z) dz \\
&= \sum_g \int p_\theta(g, z) \log p_\theta(z|g) dz - \int \sum_g p_\theta(z, g) \log u(z) dz \\
&= \sum_g \int p_\theta(z|g)p(g) \log \frac{p_\theta(z|g)}{u(z)}.
\end{aligned} \tag{13}$$

Combining Eq. (11) and Eq. (13), and using the empirical data distribution $p(g, y) = \frac{1}{N} \sum_{n=1}^N \delta_{G_i}(g) \delta_{Y_i}(y)$, we get

$$\begin{aligned}
\mathcal{L}_{\text{IB}}(\theta) &= -I(Z, Y; \theta) + \beta I(Z, G; \theta) \\
&\leq - \int \int p(g)p(y|g)p_\theta(z|g) dy dz \\
&\quad + \beta \sum_g \int p_\theta(z|g)p(g) \log \frac{p_\theta(z|g)}{u(z)} \\
&\approx \frac{1}{N} \sum_{i=1}^N \left[\int -p_\theta(z|G_i) \log q_\phi(Y_i|z) + \beta p_\theta(z|G_i) \log \frac{p_\theta(z|g)}{u(z)} dz \right] \\
&= \frac{1}{N} \sum_{i=1}^N \mathbb{E}_{p_\theta(Z|G_i)} [-\log q_\phi(Y_i|Z)] + \beta D_{\text{KL}}(p_\theta(Z|G_i) \parallel u(Z)) \\
&\approx \frac{1}{N} \sum_{i=1}^N (-\log q_\phi(Y_i|Z_i) + \beta D_{\text{KL}}(p_\theta(Z|G_i) \parallel u(Z))) \\
&= \mathcal{L}(\theta, \phi),
\end{aligned}$$

where we sample Z_i from $\mathcal{N}(\boldsymbol{\mu}_\theta(G_i), \boldsymbol{\Sigma}_\theta(G_i)) = p_\theta(Z|G_i)$. Therefore, we conclude that $\mathcal{L}(\theta, \phi)$ is the upper bound of $\mathcal{L}_{\text{IB}}(\theta)$. \square

D THEORETICAL ANALYSIS ON FGIB

Let π be a policy that is at least as good as a random policy with respect to the choice of fragments and optimal with respect to other actions given a chosen fragment, i.e., $p_{\pi_2}(a_{2,t}|a_{t,1}, \mathbf{s}_t)$ is not worse

than the uniform distribution, and $p_{\pi_1}(a_{t,1}|\mathbf{s}_t)$ and $p_{\pi_3}(a_{3,t}|a_{1:2,t}, \mathbf{s}_t)$ are optimal. Define $\varphi(\mathcal{S})$ to be the set of all optimal and novel molecule graphs that can be constructed from a given \mathcal{S} and $|\mathcal{S}|^T$ to be the size of the all possible combination of actions without restricting the validity. Proposition D.1 shows that the failure probability decreases when $|\mathcal{S}|$ decreases or $\varphi(\mathcal{S})$ increases at the rate of $(1 + N \log(\frac{|\mathcal{S}|^T}{|\mathcal{S}|^T - \varphi(\mathcal{S})}))^{-1}$.

Proposition D.1. *The probability of π failing to generate at least one optimal $G \in \varphi(\mathcal{S})$ is at most p where $p = (1 + N \log(\frac{|\mathcal{S}|^T}{|\mathcal{S}|^T - \varphi(\mathcal{S})}))^{-1}$ if $|\mathcal{S}|^T \neq \varphi(\mathcal{S})$ and $p = 0$ if $|\mathcal{S}|^T = \varphi(\mathcal{S})$.*

Proof. Let q_π be the distribution over molecule graphs G induced by the policy π . Then, from the assumption that $p_{\pi_2}(a_{2,t}|a_{t,1}, \mathbf{s}_t)$ is at least as good as the uniform distribution,

$$\Pr_{G \sim q_\pi} [G \in \varphi(\mathcal{S})] \geq \Pr_{G \sim q_u} [G \in \varphi(\mathcal{S})],$$

where q_u is the distribution over G induced by replacing p_{π_2} with $p_{\pi_2}^u$, which is the the uniform distribution over actions. Here, an action is to chose a fragment in \mathcal{S} . Thus, $p_{\pi_2}^u(a_{2,t}|a_{t,1}, \mathbf{s}_t) = \frac{1}{|\mathcal{S}| - r'} \geq \frac{1}{|\mathcal{S}|}$ for all valid actions $a_{2,t}$ where $r' \geq 0$ is the number of invalid actions. Similarly,

$$\Pr_{G \sim q_u} [G \in \varphi(\mathcal{S})] = \frac{\varphi(\mathcal{S})}{|\mathcal{S}|^T - r} \geq \frac{\varphi(\mathcal{S})}{|\mathcal{S}|^T},$$

where $|\mathcal{S}|^T$ is the size of the all possible combinations of actions without restricting the validity and r is the size of invalid combinations of actions. This implies that $\Pr_{G \sim q_\pi} [G \in \varphi(\mathcal{S})] \geq \frac{\varphi(\mathcal{S})}{|\mathcal{S}|^T}$, and

$$\Pr_{G \sim q_\pi} [G \notin \varphi(\mathcal{S})] = 1 - \Pr_{G \sim q_\pi} [G \in \varphi(\mathcal{S})] \leq 1 - \Pr_{G \sim q_u} [G \in \varphi(\mathcal{S})] \leq 1 - \frac{\varphi(\mathcal{S})}{|\mathcal{S}|^T}.$$

Thus,

$$\Pr_{G_1, \dots, G_N \sim q_\pi} [\forall i \in [N], G_i \notin \varphi(\mathcal{S})] \leq \left(1 - \frac{\varphi(\mathcal{S})}{|\mathcal{S}|^T}\right)^N.$$

We consider the three cases separately: cases of $\frac{\varphi(\mathcal{S})}{|\mathcal{S}|^T} = 0$, $\frac{\varphi(\mathcal{S})}{|\mathcal{S}|^T} = 1$, and $\frac{\varphi(\mathcal{S})}{|\mathcal{S}|^T} \in (0, 1)$. In the case of $\frac{\varphi(\mathcal{S})}{|\mathcal{S}|^T} = 0$, we have $\Pr_{G_1, \dots, G_N \sim q_\pi} [\forall i \in [N], G_i \notin \varphi(\mathcal{S})] \leq (1 - 0)^N = 1$. In the case of $\frac{\varphi(\mathcal{S})}{|\mathcal{S}|^T} = 1$, we have $\Pr_{G_1, \dots, G_N \sim q_\pi} [\forall i \in [N], G_i \notin \varphi(\mathcal{S})] \leq (1 - 1)^N = 0$.

For the case of $\frac{\varphi(\mathcal{S})}{|\mathcal{S}|^T} \in (0, 1)$, we define $\zeta = \log(\frac{1}{1 - \frac{\varphi(\mathcal{S})}{|\mathcal{S}|^T}})$. Then, since $\frac{\varphi(\mathcal{S})}{|\mathcal{S}|^T} \in (0, 1)$, we have $1 - \frac{\varphi(\mathcal{S})}{|\mathcal{S}|^T} \in (0, 1)$, $\frac{1}{1 - \frac{\varphi(\mathcal{S})}{|\mathcal{S}|^T}} > 1$, and $\zeta > 0$. Thus, we have $\left(1 - \frac{\varphi(\mathcal{S})}{|\mathcal{S}|^T}\right)^N = \frac{1}{\exp(N\zeta)} = \frac{1}{\sum_{k=0}^{\infty} \frac{(N\zeta)^k}{k!}} \leq \frac{1}{1 + N\zeta}$. This yields that

$$\Pr_{G_1, \dots, G_N \sim q_\pi} [\forall i \in [N], G_i \notin \varphi(\mathcal{S})] \leq \frac{1}{1 + N\zeta} = \frac{1}{1 + N \log(\frac{|\mathcal{S}|^T}{|\mathcal{S}|^T - \varphi(\mathcal{S})})}.$$

For the case of the case of $\frac{\varphi(\mathcal{S})}{|\mathcal{S}|^T} = 0$ (which implies that $\varphi(\mathcal{S}) = 0$), this expression recovers the same result as $\Pr_{G_1, \dots, G_N \sim q_\pi} [\forall i \in [N], G_i \notin \varphi(\mathcal{S})] \leq \frac{1}{1 + N \log(\frac{|\mathcal{S}|^T}{|\mathcal{S}|^T - \varphi(\mathcal{S})})} = \frac{1}{1 + N \log(1)} = 1$. Since $\frac{\varphi(\mathcal{S})}{|\mathcal{S}|^T} = 1$ iff $\varphi(\mathcal{S}) = |\mathcal{S}|^T$, these implies that

$$\Pr_{G_1, \dots, G_N \sim q_\pi} [\forall i \in [N], G_i \notin \varphi(\mathcal{S})] \leq \begin{cases} \frac{1}{1 + N \log(\frac{|\mathcal{S}|^T}{|\mathcal{S}|^T - \varphi(\mathcal{S})})} & \text{if } \varphi(\mathcal{S}) \neq |\mathcal{S}|^T \\ 0 & \text{if } \varphi(\mathcal{S}) = |\mathcal{S}|^T. \end{cases}$$

□

Since $I(G^{\text{sub}}, G) = I(G^{\text{sub}}, Y) + I(G^{\text{sub}}, G | Y)$, FGIB maximizes $(1 - \beta)I(G^{\text{sub}}, Y) - \beta I(G^{\text{sub}}, G | Y)$. Thus, FGIB is designed to maximize $\varphi(\mathcal{S})$ by maximizing $I(G^{\text{sub}}, Y)$ while minimizing $|\mathcal{S}|$ by

Table 3: **PMO MPO AUC top-100 results**. The results are the means of 3 runs. The results for the baselines are taken from Gao et al. (2022). The best results are highlighted in bold.

Method	Benchmark							Average
	Amlodipine	Fexofenadine	Osimertinib	Perindopril	Ranolazine	Sitagliptin	Zaleplon	
REINVENT (Olivecrona et al., 2017)	0.608	0.752	0.806	0.511	0.719	0.006	0.325	0.532
Graph GA (Jensen, 2019)	0.622	0.731	0.799	0.503	0.670	0.330	0.305	0.566
STONED (Nigam et al., 2021)	0.593	0.777	0.799	0.472	0.738	0.351	0.307	0.577
GEAM-static (ours)	0.602	0.796	0.828	0.501	0.703	0.346	0.397	0.596
GEAM (ours)	0.626	0.799	0.831	0.514	0.714	0.417	0.402	0.615

Table 4: **PMO MPO novelty (%) / #Circles results**. The #Circles threshold is set to 0.75. The results are the means of 3 runs. The best results are highlighted in bold.

Method	Benchmark						
	Amlodipine	Fexofenadine	Osimertinib	Perindopril	Ranolazine	Sitagliptin	Zaleplon
REINVENT (Olivecrona et al., 2017)	17.0 / 303.7	13.4 / 343.3	25.0 / 452.3	33.1 / 318.3	15.6 / 253.3	15.7 / 398.3	7.6 / 275.3
Graph GA (Jensen, 2019)	61.1 / 258.7	76.2 / 333.3	64.1 / 270.3	44.4 / 278.7	78.2 / 364.7	88.0 / 306.3	41.3 / 272.7
STONED (Nigam et al., 2021)	82.7 / 303.7	91.6 / 330.3	88.1 / 301.3	65.8 / 301.0	92.4 / 316.7	89.5 / 326.3	63.1 / 280.3
GEAM-static (ours)	83.1 / 412.0	97.6 / 397.7	94.5 / 315.3	93.2 / 318.0	68.9 / 256.7	73.7 / 233.0	76.2 / 267.0
GEAM (ours)	84.2 / 424.0	98.0 / 502.0	97.0 / 435.0	95.3 / 377.3	82.7 / 295.3	86.9 / 257.0	81.7 / 336.0

minimizing $I(G^{\text{sub}}, G | Y)$. The benefit of FGIB is that it maximizes $\varphi(\mathcal{S})$ when compared to previous methods of selecting a random set \mathcal{S} (with the same size $|\mathcal{S}|$), and that it minimizes $|\mathcal{S}|$ when compared to the approach of using $\bar{\mathcal{S}}$ as \mathcal{S} , where $\bar{\mathcal{S}}$ is the set of all fragments of training data. However, $\varphi(\mathcal{S})$ is upper bounded by $\varphi(\bar{\mathcal{S}})$ with the combination of FGIB and SAC. To further increase $\varphi(\mathcal{S})$ beyond the value of $\varphi(\bar{\mathcal{S}})$, we proposed a novel approach of the dynamic update of \mathcal{S} .

E OPTIMIZATION OF MULTI-PROPERTY OBJECTIVES IN PMO BENCHMARK

Setup We validate GEAM in the seven multi-property objective (MPO) optimization tasks of the practical molecular optimization (PMO) benchmark (Gao et al., 2022), which are the tasks in the Guacamol benchmark (Brown et al., 2019) with the constraints of the number of oracle calls to simulate realistic drug discovery. The details and explanation on baselines are provided in Sec. F.1 and F.3.

Results As shown in Table 3, GEAM outperform the baselines in most of the tasks, demonstrating its applicability to various drug discovery problems. Notably, GEAM distinctly improves the performance of GEAM-static in some tasks. Furthermore, as shown in Table 4, GEAM shows higher levels of novelty and diversity than others. Especially, GEAM generates more novel and diverse molecules than GEAM-static, reaffirming the dynamic vocabulary update of GEAM effectively improves novelty and diversity without degrading optimization performance.

F EXPERIMENTAL DETAILS

F.1 COMMON EXPERIMENTAL DETAILS

Here, we describe the common implementation details of GEAM throughout the experiments. Following Yang et al. (2021), Lee et al. (2023b) and Gao et al. (2022), we used the ZINC250k (Irwin et al., 2012) dataset with the same train/test split used by Kusner et al. (2017) in all the experiments. To calculate novelty, we used the RDKit (Landrum et al., 2016) library to calculate similarities between Morgan fingerprints of radius 2 and 1024 bits. To calculate #Circles, we used the public code¹ and set the threshold to 0.75 as suggested by Xie et al. (2023).

The fragment extraction module Regarding the architecture of FGIB, we set the number of message passing in the MPNN to 3 and the number of layers of the MLP to 2. Given the perturbed fragment embedding Z , the property predictor q_ϕ first get the perturbed graph embedding with average pooling and pass it through an MLP of 3 layers as $\hat{Y} = \text{MLP}_\phi(\text{AvgPool}(Z))$. FGIB was trained to 10 epochs in each of the task with a learning rate of $1e-3$ and β of $1e-5$. The initial vocabulary

¹<https://openreview.net/forum?id=Yo06F8kfMal>

size was set to $K = 300$. Regarding the dynamic vocabulary update, the maximum vocabulary update in a single cycle was set to 50 and the maximum vocabulary size was set to $L = 1,000$. Following Yang et al. (2021), fragments that induce the sanitization error of the RDKit (Landrum et al., 2016) library are filtered out in the fragment extraction step.

The fragment assembly module Following Yang et al. (2021), we allowed GEAM to randomly generate molecules during the first 4,000 SAC steps to collect experience. Note that unlike Yang et al. (2021), we included these molecules in the final evaluation to equalize the total number of oracle calls for a fair comparison. SAC starts each of the generation episode from benzene with attachment points on the *ortho*-, *meta*-, *para*-positions, i.e., c1(*)c(*)ccc(*)c1. We set the termination number of atoms in the SAC to $n_{\text{SAC}} = 40$, so that an episode ends when the size of the current molecule exceeds 40. Other architectural details followed Yang et al. (2021).

The fragment modification module The population size of the GA was set to $P = 100$ and the mutation rate was set to 0.1. The minimum number of atoms of generated molecules was set to 15. The crossover and the mutation rules followed those of Jensen (2019).

F.2 OPTIMIZATION OF BINDING AFFINITY UNDER QED, SA AND NOVELTY CONSTRAINTS

Baselines REINVENT (Olivecrona et al., 2017) is a SMILES-based RL model with a pretrained prior. Graph GA (Jensen, 2019) is a GA-based model that utilizes predefined crossover and mutation rules. MORLD (Jeon & Kim, 2020) is a RL model that uses the MolDQN algorithm (Zhou et al., 2019). HierVAE (Jin et al., 2020a) is a VAE-based model that uses the hierarchical motif representation of molecules. RationaleRL (Jin et al., 2020b) is a RL model that first identifies subgraphs that are likely responsible for the target properties (i.e., rationale) and then extends those to complete molecules. FREED (Yang et al., 2021) is a RL model that assembles the fragments obtained using CReM (Polishchuk, 2020). PS-VAE (Kong et al., 2022) is a VAE-based model that uses the mined principal subgraphs as the building blocks. MOOD (Lee et al., 2023b) is a diffusion model that incorporates an out-of-distribution control to enhance novelty. The results of additional baselines are included in Table 7 and Table 8.

Implementation details We used the RDKit (Landrum et al., 2016) library to calculate QED and SA. We used QuickVina 2 (Alhossary et al., 2015), a popular docking program, to calculate docking scores with the exhaustiveness of 1. Following Lee et al. (2023b), we first clip DS in the range $[-20, 0]$ and compute $\widehat{\text{DS}}$ and $\widehat{\text{SA}}$ to normalize each of the properties in Eq. (9) as follows:

$$\widehat{\text{DS}} = -\frac{\text{DS}}{20}, \quad \widehat{\text{SA}} = \frac{10 - \text{SA}}{9}. \quad (14)$$

In this way, each property in Eq. (9), $\widehat{\text{DS}}$, QED, $\widehat{\text{SA}}$, as well as the total property Y are confined to the range $[0, 1]$.

For the baselines, we mostly followed the settings in the respective original paper. For RationaleRL, we used the official code². Following the instruction, we extracted the rationales for parp1, fa7, 5ht1b, braf and jak2, respectively, then filtered them out with the QED > 0.5 and the SA < 5 constraints. Each rationale was expanded for 200 times and the model was trained for 50 iterations during the finetune. To generate 3,000 molecules, each rationale was expanded for $\lfloor \frac{3,000}{\# \text{ of rationales}} \rfloor$ times, then 3,000 molecules were randomly selected. For FREED, we used the official code³ and used the predictive error-PER model. We used the provided vocabulary of 91 fragments extracted by CReM (Polishchuk, 2020) with the ZINC250k dataset and set the target property to Eq. (9). Note that this was referred to as FREED-QS in the paper of Lee et al. (2023b). For PS-VAE, we used the official code⁴ and trained the model with the target properties described in Eq. (9), then generated 3,000 molecules with the trained model. For MiCaM, we used the official code⁵ to extract fragments from the ZINC250k training set. As this resulted in a vocabulary of large size and

²<https://github.com/wengong-jin/multiobj-rationale>

³<https://github.com/AITRICS/FREED>

⁴<https://github.com/THUNLP-MT/PS-VAE>

⁵<https://github.com/MIRALab-USTC/AI4Sci-MiCaM>

worsened the performance when applied to GEAM, we randomly selected $K = 300$ to construct the final vocabulary. The code regarding goal-directed generation is not publicly available at this time.

F.3 OPTIMIZATION OF MULTI-PROPERTY OBJECTIVES IN PMO BENCHMARK

Baselines We use the top three models reported by Gao et al. (2022) as our baselines. In addition to **REINVENT** (Olivecrona et al., 2017) and **Graph GA** (Jensen, 2019), **STONED** (Nigam et al., 2021) is a GA-based model that manipulates SELFIES strings.

Implementation details We directly used the score function in each of the tasks as the property function Y of FGIB. We set the number of the GA reproduction per one SAC episode to 3. For the baselines, the results in Table 3 were taken from Gao et al. (2022) and the novelty and the #Circles results in Table 4 were obtained using the official repository of Gao et al. (2022)⁶.

G ADDITIONAL EXPERIMENTAL RESULTS

G.1 OPTIMIZATION OF BINDING AFFINITY UNDER QED, SA AND NOVELTY CONSTRAINTS

We include the novelty and the #Circles results in Table 5 and Table 6.

We include the novel hit ratio and the novel top 5% DS results of the additional baselines in Table 7 and Table 8. As shown in the tables, the proposed GEAM outperforms all the baselines by a large margin.

We also provide examples of the generated novel hits by GEAM for each protein target in Figure 4. The examples were collected without curation.

G.2 OPTIMIZATION OF MULTI-PROPERTY OBJECTIVES IN PMO BENCHMARK

We provide examples of the generated top-5 molecules by GEAM for each task in Figure 5. The examples are from a single run with a random seed for each task.

⁶https://github.com/wenhao-gao/mol_opt

Table 5: **Novelty (%) results.** The results are the means and the standard deviations of 3 runs. The results for the baselines except for RationaleRL and PS-VAE are taken from Lee et al. (2023b). The best results are highlighted in bold.

Method	Target protein				
	parp1	fa7	5ht1b	braf	jak2
REINVENT (Olivecrona et al., 2017)	9.894 (\pm 2.178)	10.731 (\pm 1.516)	11.605 (\pm 3.688)	8.715 (\pm 2.712)	11.456 (\pm 1.793)
MORLD (Jeon & Kim, 2020)	98.433 (\pm 1.189)	97.967 (\pm 1.764)	98.787 (\pm 0.743)	96.993 (\pm 2.787)	97.720 (\pm 0.995)
HierVAE (Jin et al., 2020a)	60.453 (\pm 17.165)	24.853 (\pm 15.416)	48.107 (\pm 1.988)	59.747 (\pm 16.403)	85.200 (\pm 14.262)
RationaleRL (Jin et al., 2020b)	9.300 (\pm 0.354)	9.802 (\pm 0.166)	7.133 (\pm 0.141)	0.000 (\pm 0.000)	7.389 (\pm 0.220)
FREED (Yang et al., 2021)	74.640 (\pm 2.953)	78.787 (\pm 2.132)	75.027 (\pm 5.194)	73.653 (\pm 4.312)	75.907 (\pm 5.916)
PS-VAE (Kong et al., 2022)	60.822 (\pm 2.251)	56.611 (\pm 1.892)	57.956 (\pm 2.181)	57.744 (\pm 2.710)	58.689 (\pm 2.307)
MOOD (Lee et al., 2023b)	84.180 (\pm 2.123)	83.180 (\pm 1.519)	84.613 (\pm 0.822)	87.413 (\pm 0.830)	83.273 (\pm 1.455)
GEAM-static (ours)	84.344 (\pm 5.290)	86.144 (\pm 6.807)	79.389 (\pm 3.903)	87.122 (\pm 2.163)	86.633 (\pm 1.817)
GEAM (ours)	88.611 (\pm 3.107)	89.378 (\pm 2.619)	84.222 (\pm 2.968)	90.322 (\pm 3.467)	89.222 (\pm 1.824)

Table 6: **#Circles of generated hit molecules.** The #Circles threshold is set to 0.75. The results are the means and the standard deviations of 3 runs. The results for the baselines except for RationaleRL and PS-VAE are taken from Lee et al. (2023b). The best results are highlighted in bold.

Method	Target protein				
	parp1	fa7	5ht1b	braf	jak2
REINVENT (Olivecrona et al., 2017)	44.2 (\pm 15.5)	23.2 (\pm 6.6)	138.8 (\pm 19.4)	18.0 (\pm 2.1)	59.6 (\pm 8.1)
MORLD (Jeon & Kim, 2020)	1.4 (\pm 1.5)	0.2 (\pm 0.4)	22.2 (\pm 16.1)	1.4 (\pm 1.2)	6.6 (\pm 3.7)
HierVAE (Jin et al., 2020a)	4.8 (\pm 1.6)	0.8 (\pm 0.7)	5.8 (\pm 1.0)	3.6 (\pm 1.4)	4.8 (\pm 0.7)
RationaleRL (Jin et al., 2020b)	61.3 (\pm 1.2)	2.0 (\pm 0.0)	312.7 (\pm 6.3)	1.0 (\pm 0.0)	199.3 (\pm 7.1)
FREED (Yang et al., 2021)	34.8 (\pm 4.9)	21.2 (\pm 4.0)	88.2 (\pm 13.4)	34.4 (\pm 8.2)	59.6 (\pm 8.2)
PS-VAE (Kong et al., 2022)	38.0 (\pm 6.4)	18.0 (\pm 5.9)	180.7 (\pm 11.6)	16.0 (\pm 0.8)	83.7 (\pm 11.9)
MOOD (Lee et al., 2023b)	86.4 (\pm 11.2)	19.2 (\pm 4.0)	144.4 (\pm 15.1)	50.8 (\pm 3.8)	81.8 (\pm 5.7)
GEAM-static (ours)	114.0 (\pm 2.9)	60.7 (\pm 4.0)	134.7 (\pm 8.5)	70.0 (\pm 2.2)	99.3 (\pm 1.7)
GEAM (ours)	123.0 (\pm 7.8)	79.0 (\pm 9.2)	144.3 (\pm 8.6)	84.7 (\pm 8.6)	118.3 (\pm 0.9)

Table 7: **Novel hit ratio (%) results** of additional baselines. The results are the means and the standard deviations of 3 runs. The results for the baselines are taken from Lee et al. (2023b). The best results are highlighted in bold.

Method	Target protein				
	parp1	fa7	5ht1b	braf	jak2
GCPN (You et al., 2018)	0.056 (\pm 0.016)	0.444 (\pm 0.333)	0.444 (\pm 0.150)	0.033 (\pm 0.027)	0.256 (\pm 0.087)
JTVAE (Jin et al., 2018)	0.856 (\pm 0.211)	0.289 (\pm 0.016)	4.656 (\pm 1.406)	0.144 (\pm 0.068)	0.815 (\pm 0.044)
GraphAF (Shi et al., 2019)	0.689 (\pm 0.166)	0.011 (\pm 0.016)	3.178 (\pm 0.393)	0.956 (\pm 0.319)	0.767 (\pm 0.098)
GA+D (Nigam et al., 2020)	0.044 (\pm 0.042)	0.011 (\pm 0.016)	1.544 (\pm 0.273)	0.800 (\pm 0.864)	0.756 (\pm 0.204)
MARS (Xie et al., 2020)	1.178 (\pm 0.299)	0.367 (\pm 0.072)	6.833 (\pm 0.706)	0.478 (\pm 0.083)	2.178 (\pm 0.545)
GEGL (Ahn et al., 2020)	0.789 (\pm 0.150)	0.256 (\pm 0.083)	3.167 (\pm 0.260)	0.244 (\pm 0.016)	0.933 (\pm 0.072)
GraphDF (Luo et al., 2021)	0.044 (\pm 0.031)	0.000 (\pm 0.000)	0.000 (\pm 0.000)	0.011 (\pm 0.016)	0.011 (\pm 0.016)
LIMO (Eckmann et al., 2022)	0.455 (\pm 0.057)	0.044 (\pm 0.016)	1.189 (\pm 0.181)	0.278 (\pm 0.134)	0.689 (\pm 0.319)
GDSS (Jo et al., 2022)	1.933 (\pm 0.208)	0.368 (\pm 0.103)	4.667 (\pm 0.306)	0.167 (\pm 0.134)	1.167 (\pm 0.281)
RetMol (Wang et al., 2023)	0.011 (\pm 0.016)	0.000 (\pm 0.000)	0.033 (\pm 0.027)	0.000 (\pm 0.000)	0.011 (\pm 0.016)
GEAM (ours)	40.567 (\pm 0.825)	20.711 (\pm 1.873)	38.489 (\pm 0.350)	27.900 (\pm 1.822)	42.950 (\pm 1.117)

Table 8: **Novel top 5% docking score (kcal/mol) results** of additional baselines. The results are the means and the standard deviations of 3 runs. The results for the baselines are taken from Lee et al. (2023b). The best results are highlighted in bold.

Method	Target protein				
	parp1	fa7	5ht1b	braf	jak2
GCPN (You et al., 2018)	-7.464 (\pm 0.089)	-7.024 (\pm 0.629)	-7.632 (\pm 0.058)	-7.691 (\pm 0.197)	-7.533 (\pm 0.140)
JTVAE (Jin et al., 2018)	-9.482 (\pm 0.132)	-7.683 (\pm 0.048)	-9.382 (\pm 0.332)	-9.079 (\pm 0.069)	-8.885 (\pm 0.026)
GraphAF (Shi et al., 2019)	-9.327 (\pm 0.030)	-7.084 (\pm 0.025)	-9.113 (\pm 0.126)	-9.896 (\pm 0.226)	-8.267 (\pm 0.101)
GA+D (Nigam et al., 2020)	-8.365 (\pm 0.201)	-6.539 (\pm 0.297)	-8.567 (\pm 0.177)	-9.371 (\pm 0.728)	-8.610 (\pm 0.104)
MARS (Xie et al., 2020)	-9.716 (\pm 0.082)	-7.839 (\pm 0.018)	-9.804 (\pm 0.073)	-9.569 (\pm 0.078)	-9.150 (\pm 0.114)
GEGL (Ahn et al., 2020)	-9.329 (\pm 0.170)	-7.470 (\pm 0.013)	-9.086 (\pm 0.067)	-9.073 (\pm 0.047)	-8.601 (\pm 0.038)
GraphDF (Luo et al., 2021)	-6.823 (\pm 0.134)	-6.072 (\pm 0.081)	-7.090 (\pm 0.100)	-6.852 (\pm 0.318)	-6.759 (\pm 0.111)
LIMO (Eckmann et al., 2022)	-8.984 (\pm 0.223)	-6.764 (\pm 0.142)	-8.422 (\pm 0.063)	-9.046 (\pm 0.316)	-8.435 (\pm 0.273)
GDSS (Jo et al., 2022)	-9.967 (\pm 0.028)	-7.775 (\pm 0.039)	-9.459 (\pm 0.101)	-9.224 (\pm 0.068)	-8.926 (\pm 0.089)
RetMol (Wang et al., 2023)	-8.590 (\pm 0.475)	-5.448 (\pm 0.688)	-6.980 (\pm 0.740)	-8.811 (\pm 0.574)	-7.133 (\pm 0.242)
GEAM (ours)	-12.891 (\pm 0.158)	-9.890 (\pm 0.116)	-12.374 (\pm 0.036)	-12.342 (\pm 0.095)	-11.816 (\pm 0.067)

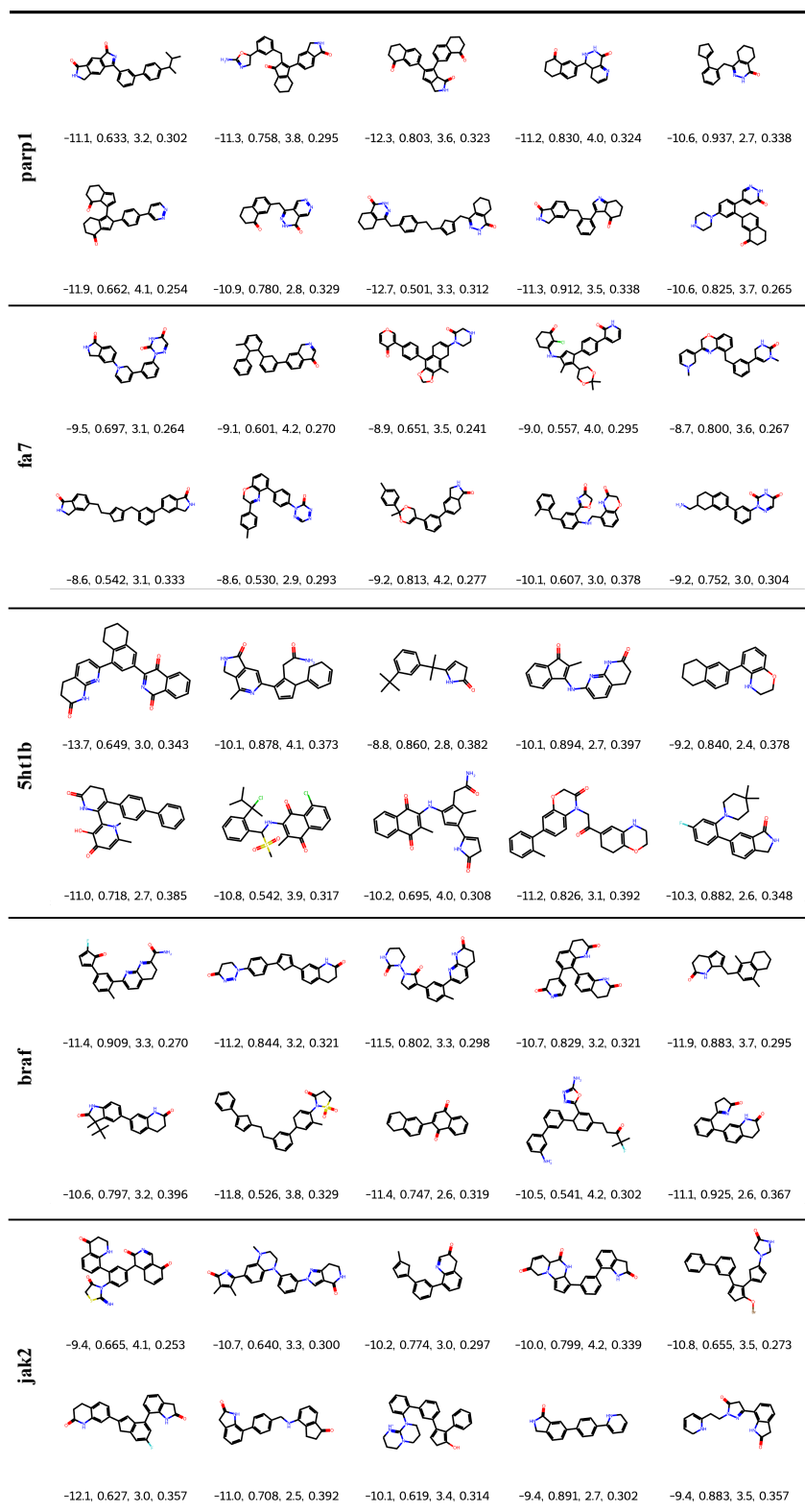


Figure 4: The examples of the generated novel hits by GEAM. The values of docking score (kcal/mol), QED, SA, and the maximum similarity with the training molecules are provided at the bottom of each molecule.

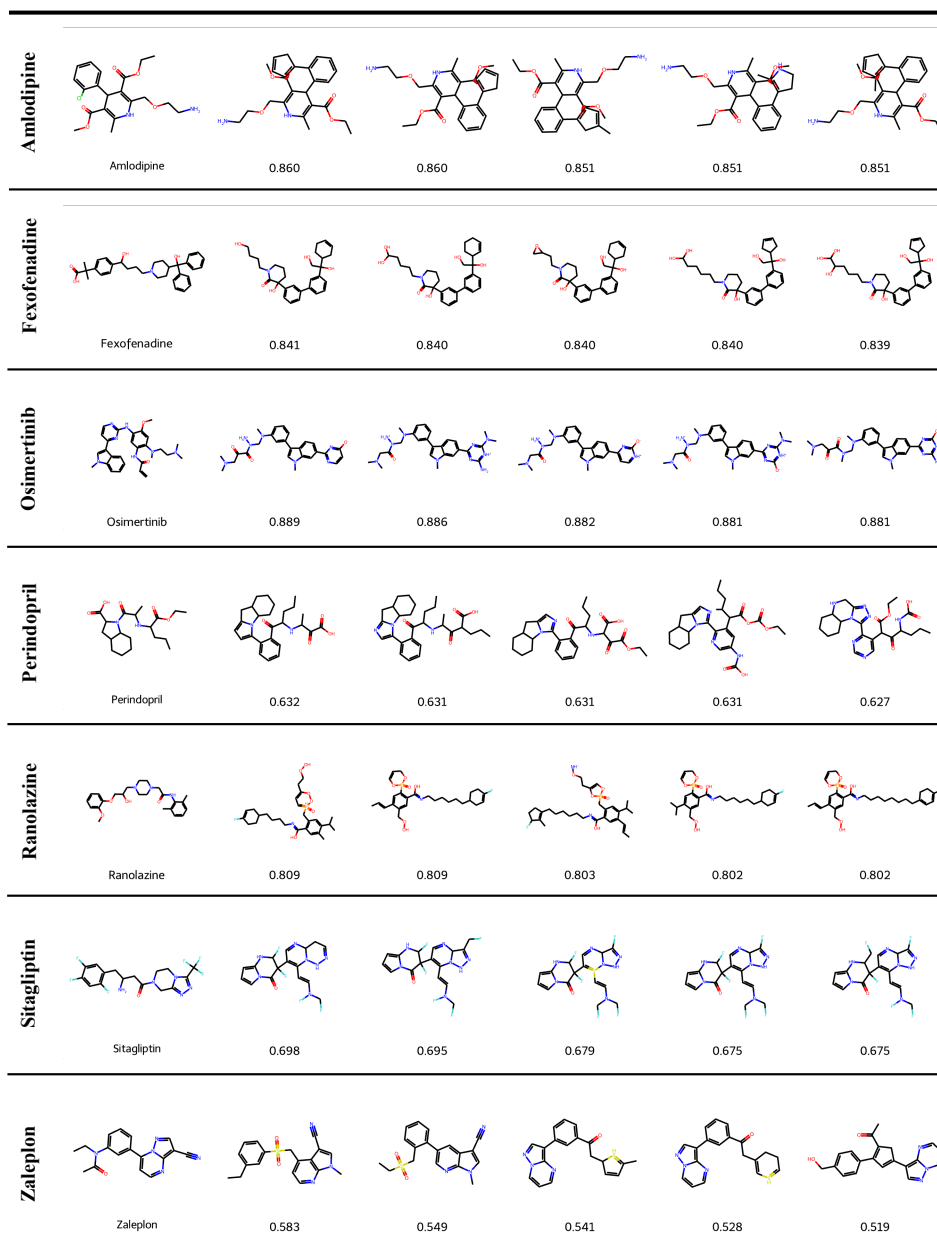


Figure 5: The reference molecules of the PMO MPO tasks and the examples of the generated top-5 molecules from a single run of GEAM. The scores are provided at the bottom of each generated molecule.