

# Efficient Test-Time Scaling via Temporal Reasoning Aggregation

Anonymous ACL submission

## Abstract

Test-time scaling improves the reasoning performance of large language models but often results in token-inefficient overthinking, where models continue reasoning beyond what is necessary for a correct answer. Existing dynamic early-exit methods typically rely on single-step confidence signals, which are often unreliable for detecting reasoning convergence in multi-step settings. To mitigate this limitation, we propose TRACE, a training-free framework for efficient test-time scaling that determines when to terminate reasoning based on temporal aggregation of multi-step evidence rather than instantaneous signals. TRACE detects reasoning convergence over time by aggregating two complementary signals across recent reasoning steps: answer consistency, capturing the persistence of predicted answers, and confidence trajectory, modeling the temporal evolution of model confidence. Benefiting from these two factors, TRACE can accurately determine whether the reasoning process has converged, thereby promptly halting inference and effectively avoiding redundant reasoning steps. Extensive experiments on multiple challenging benchmarks show that TRACE reduces reasoning token usage by 25–30% on average while maintaining accuracy within 1–2% of full-length reasoning, outperforming existing dynamic reasoning methods.

## 1 Introduction

The emergence of large reasoning models (Xu et al., 2025; Yang et al., 2025a) has brought remarkable progress in solving complex tasks such as mathematical problem solving (Guan et al., 2025) and code generation (Li et al., 2025). These approaches leverage the test-time scaling law (Snell et al., 2024) by increasing inference-time compute in two complementary ways: (i) extending the length of generated reasoning traces via chain-of-thought prompting (Wei et al., 2022), and (ii) expanding the

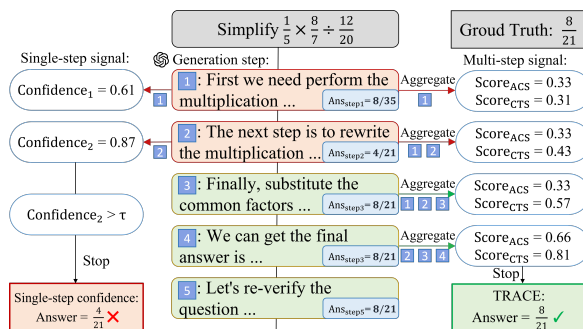


Figure 1: *Single-step confidence-based early-exit* prematurely stops at a high-confidence but incorrect intermediate prediction, while TRACE avoids false convergence and reaches the correct answer. The green box indicates the correct answer, and the red box indicates an incorrect answer.

search over alternative reasoning paths through self-consistency (Wang et al., 2023) or Tree of Thought (Yao et al., 2023). Test-time scaling has proven effective in enhancing the reasoning capability of Large Language Models (LLMs), and is now central to many state-of-the-art approaches.

However, test-time scaling tends to result in token-inefficient reasoning processes, thereby incurring unnecessary computational overhead or additional serving cost (e.g., API usage). Specifically, LLMs may generate substantially longer chain-of-thought than necessary to reach a correct answer (Cuadron et al., 2025), resulting in substantial token overuse with marginal accuracy gains—a phenomenon known as overthinking (Sui et al., 2025; Chen et al., 2025a).

Prior work has proposed both training-time and inference-time approaches to mitigate overthinking (Yang et al., 2025c; Lu et al., 2025; Liu and Wang, 2025). Training-time approaches explicitly reduce reasoning length by enforcing fixed token budgets (Han et al., 2025) or by learning shorter reasoning trajectories via reinforcement learning (Arora and Zanette, 2025). In contrast, inference-time approaches mitigate overthinking via early-

exit policies that terminate generation at inference time once sufficient evidence has been accumulated (Fu et al., 2024; Huang et al., 2025; Yang et al., 2025b). Such early-exit policies provide fine-grained control and can be applied to off-the-shelf models without additional training.

However, most existing dynamic early-exit methods rely primarily on single-step confidence signals. Recent studies (Xiong et al., 2024; Lacombe et al., 2025) have revealed that such signals are unreliable during multi-step reasoning. Because reasoning convergence inherently requires stability across multiple steps, single-step confidence signals fail to indicate convergence as they reflect only per-step certainty rather than cross-step stability. Consequently, relying solely on the unreliable single-step confidence signals forces LLMs into a dilemma between effectiveness and efficiency. Premature termination may halt reasoning too early, leading to incorrect outputs, whereas delayed termination prolongs computation unnecessarily, wasting resources; both cases ultimately undermine overall reasoning performance. Figure 1 illustrates that the confidence calculated based on the single-step method is unreliable, as it assigns excessively high confidence to incorrect steps, thereby triggering the termination condition prematurely.

Motivated by this observation, we propose **Temporal Reasoning Aggregation for Convergent Exit (TRACE)**, a multi-step dynamic early-exit method that determines when to terminate reasoning based on the stability of model outputs across a window of recent steps. Since single-step confidence does not reliably indicate convergence in multi-step reasoning, TRACE provides more reliable signals of reasoning convergence by capturing multi-step answer consistency and the temporal evolution of confidence. To be concrete, TRACE evaluates two complementary multi-step signals within a sliding window of recent reasoning steps. First, inspired by self-consistency (Wang et al., 2023), we define the *Answer Consistency Score (ACS)* to quantify cross-step agreement of induced answers. Furthermore, to mitigate the unreliable single-step signals, we introduce the *Confidence Trajectory Score (CTS)* to track confidence evolution across steps. By jointly considering answer consistency and confidence dynamics, TRACE achieves a better effectiveness–efficiency trade-off than single-step confidence-based methods.

In summary, this paper makes the following contributions:

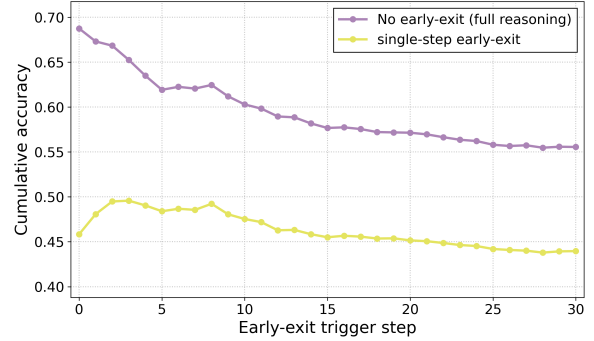


Figure 2: Cumulative accuracy of single-step early-exit based on confidence for DeepSeek-R1-Distill-Llama-8B on hard mathematical reasoning tasks.

- We identify a risk that single-step confidence can be a misleading stopping signal, resulting in suboptimal early-exit decisions in reasoning.
- We propose a novel early-exit criterion that jointly considers the trajectory of model confidence over recent reasoning steps and the consistency of predicted answers, providing a more reliable signal of reasoning convergence than single-step confidence-based methods.
- We conduct extensive experiments on multiple reasoning benchmarks, proving that TRACE achieves a superior accuracy–efficiency trade-off. Compared to the strongest early-exit baselines, TRACE improves average accuracy by 2–4 points at comparable or lower token budgets. Meanwhile, relative to full-length reasoning, TRACE reduces reasoning tokens by 25–30% on average while maintaining accuracy within 1–2%.

## 2 Evaluation of Single-Step Early-Exit

We conduct an empirical evaluation of single-step confidence-based early-exit on hard mathematical reasoning benchmarks, including Olympiad-Bench, MATH500, AIME24, and AIME25. Figure 2 reports the cumulative accuracy of early-exit decisions as a function of the reasoning step at which exit is triggered, compared to full reasoning. Across reasoning steps, early-exit decisions based on single-step confidence underperform full reasoning, achieving an overall accuracy of 0.44 compared to 0.55 obtained by full reasoning.

These observations indicate that reliable early-exit decisions require moving beyond instantaneous confidence signals. In multi-step reasoning, convergence is inherently temporal and is better reflected by the stability of model behavior across steps, motivating the aggregation of evidence over multiple reasoning steps.

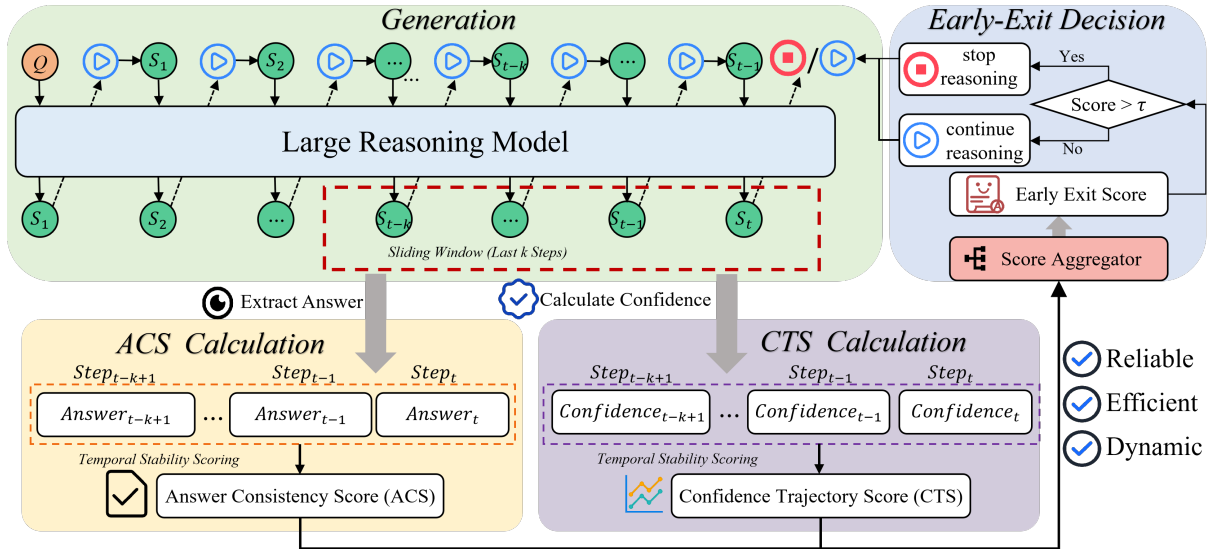


Figure 3: Overview of TRACE. The model generates reasoning steps autoregressively. A sliding window over the most recent  $k$  steps aggregates answer consistency and confidence trajectory signals, which are jointly used to determine whether the reasoning process has converged and can be safely terminated.

### 3 Method

Motivated by the limitations of single-step confidence discussed above, we present **Temporal Reasoning Aggregation for Convergent Exit (TRACE)**. Instead, TRACE determines when to terminate reasoning by aggregating evidence across a sliding window of recent reasoning steps, capturing whether the model’s predicted answers have stabilized and whether its confidence has evolved consistently over time. As illustrated in Figure 3, TRACE operationalizes this principle through two complementary signals: (i) the *Answer Consistency Score (ACS)*, which measures multi-step persistence of induced answers, and (ii) the *Confidence Trajectory Score (CTS)*, which summarizes the temporal evolution of model confidence. These signals are jointly used by an early-exit decision module to determine when reasoning has genuinely converged and inference can be safely terminated.

#### 3.1 Multi-Step Evidence Aggregation

We consider an autoregressive reasoning process in which a large language model generates a sequence of reasoning steps. Each reasoning step corresponds to a contiguous segment of the generated reasoning that reflects a locally coherent stage of the model’s thought process. At each step  $t$ , the model outputs an intermediate reasoning segment together with an associated confidence estimate derived from the model’s generation probabilities. Our objective is to determine whether reasoning

has sufficiently converged to allow safe termination at step  $t$ , or whether additional reasoning steps should be generated.

To capture temporal dependencies in the reasoning process, TRACE maintains a sliding window over the most recent  $k$  reasoning steps. This window captures a short temporal history of the model’s reasoning path, including the predicted answers and confidence values from steps  $t - k + 1$  to  $t$ . Within the sliding window, TRACE aggregates two complementary signals to capture reasoning stability: answer consistency and confidence trajectory.

**Answer Consistency Score.** The ACS measures the stability of predicted answers across recent reasoning steps. At each step, we induce a candidate final answer based on the reasoning content generated so far. The induction is implemented via a lightweight auxiliary prompting procedure that reuses the existing reasoning context without interrupting the ongoing reasoning process. Implementation details are provided in Appendix B.4.

Given a sliding window of the last  $k$  steps, ACS is defined for each candidate answer  $a$  as

$$\text{ACS}(a) = \frac{\text{count}(a)}{k}, \quad (1)$$

where  $\text{count}(a)$  denotes the number of times answer  $a$  appears within the window. Intuitively, when reasoning has converged, correct answers tend to reappear persistently across consecutive steps, leading to higher consistency scores.

**Confidence Trajectory Score.** The CTS summarizes the temporal evolution of model confidence associated with a candidate answer across recent reasoning steps. At each step, we compute a scalar confidence score for the induced candidate answer based on the model’s token-level probability distribution.

Specifically, given the probability distribution over a set of candidate tokens at each position of the induced answer, we quantify uncertainty using a normalized entropy. For a token with probability distribution  $\mathbf{p}$  over its candidate set, the normalized entropy is defined as

$$\tilde{H}(\mathbf{p}) = \frac{-\sum_i p_i \log p_i}{\log |\mathbf{p}|}, \quad (2)$$

where  $|\mathbf{p}|$  denotes the number of candidate tokens. The confidence score for an answer is then computed as

$$c = 1 - \frac{1}{n} \sum_{j=1}^n \tilde{H}(\mathbf{p}_j), \quad (3)$$

where  $n$  is number of tokens in the induced answer and  $\mathbf{p}_j$  is the token-level distribution at position  $j$ . This formulation assigns higher confidence to answers with more concentrated probability mass and penalizes diffuse or uncertain predictions.

Given a sliding window of last  $k$  steps, CTS is defined for each candidate answer  $a$  as the average confidence over the steps in which  $a$  appears:

$$\text{CTS}(a) = \frac{1}{\text{count}(a)} \sum_{t \in \mathcal{T}(a)} c_t, \quad (4)$$

where  $\mathcal{T}(a)$  denotes the set of steps within the window at which answer  $a$  is predicted, and  $c_t$  is the confidence score at step  $t$ . By aggregating confidence values over time, CTS distinguishes sustained confidence indicative of reasoning convergence from step-level confidence variations that are insufficient for reliable stopping decisions.

### 3.2 Early-Exit Decision

At each reasoning step, TRACE makes an early-exit decision by jointly considering answer consistency and confidence trajectory signals aggregated over the sliding window. For each candidate answer  $a$  appearing in the window, we compute a unified stability score by combining its Answer Consistency Score and Confidence Trajectory Score:

$$S(a) = \alpha \cdot \text{ACS}(a) + (1 - \alpha) \cdot \text{CTS}(a), \quad (5)$$

where  $\alpha \in [0, 1]$  controls the relative contribution of the two signals.

At each reasoning step, we select the candidate answer with the highest stability score,

$$a^* = \arg \max_a S(a). \quad (6)$$

If  $S(a^*)$  exceeds a predefined threshold  $\tau$ , the reasoning process is considered to have converged, and inference is terminated with  $a^*$  as the final answer. Otherwise, the model continues generating subsequent reasoning steps.

This early-exit decision is applied dynamically at inference time and requires no additional training or modification to the underlying model, making TRACE readily applicable to off-the-shelf LLMs.

## 4 Experiments

### 4.1 Experimental Setup

**Datasets.** We evaluate our method on a collection of challenging mathematical and scientific reasoning benchmarks, including OlympiadBench (He et al., 2024), MATH500 (Lightman et al., 2024), AIME24, AIME25 (Committees, 2024), AMC23 (AI-MO Project and Project Numina, 2025), and the GPQA-D science benchmark (Rein et al., 2023). These benchmarks require multi-step reasoning and often involve long chain-of-thought generation, making them well-suited for evaluating early-exit strategies under test-time scaling. All experiments are conducted in a zero-shot setting using the official evaluation protocols of each benchmark.

**Models.** We conduct experiments on a diverse set of LLMs spanning multiple scales and architectures, including Qwen3-8B, Qwen3-4B (Yang et al., 2025a), Gemini-2.5-Flash (Team, 2025), and DeepSeek-R1-Distilled-Llama-8B (DeepSeek-AI, 2025), covering both open- and closed-source systems. For each model, we adopt the recommended reasoning prompts and decoding configurations.

**Baselines.** We compare TRACE with representative baselines that mitigate overthinking either by constraining the length of reasoning or by terminating reasoning early. **Vanilla full reasoning** generates the full chain-of-thought trace until completion and serves as the reference for accuracy and token cost. **NoThinking** is a model-specific prompting intervention that suppresses the reasoning phase. **TALE** explicitly constrains the length of the reasoning trace by a problem-specific token

Method	OlympiadBench			MATH500			AIME24			AMC23			AIME25			AVG	
	Acc $\uparrow$	Tok $\downarrow$	CR $\downarrow$	Acc $\uparrow$	Tok $\downarrow$	CR $\downarrow$	Acc $\uparrow$	Tok $\downarrow$	CR $\downarrow$	Acc $\uparrow$	Tok $\downarrow$	CR $\downarrow$	Acc $\uparrow$	Tok $\downarrow$	CR $\downarrow$	Acc $\uparrow$	CR $\downarrow$
<b>Qwen3-8B</b>																	
Vanilla	81.0	10518	100%	95.2	5138	100%	70.3	14477	100%	96.6	7885	100%	59.6	16604	100%	80.5	100%
TALE	73.1	8417	80.0%	93.1	3544	69.0%	68.1	10166	70.2%	94.1	5890	74.7%	55.7	12822	77.2%	76.8	74.2%
Dynasor	77.3	9148	87.0%	93.7	3873	75.4%	66.7	12638	87.3%	95.9	6552	83.1%	53.1	13447	81.0%	<u>77.3</u>	82.8%
NoThink	57.2	1710	16.3%	84.2	923	18.0%	39.7	3812	26.3%	74.8	1575	20.0%	21.0	2844	17.1%	55.3	<b>19.5%</b>
DEER	74.2	8074	76.8%	92.9	3468	67.5%	66.3	9645	66.6%	94.7	6455	81.9%	53.3	12453	75.0%	76.3	73.6%
<b>TRACE</b>	80.0	8088	76.9%	94.1	3231	62.9%	68.8	10532	72.8%	96.0	5405	68.6%	57.5	11512	69.3%	<b>79.3</b>	<u>70.1%</u>
<b>Qwen3-4B</b>																	
Vanilla	77.9	10294	100%	93.6	5229	100%	64.7	14318	100%	93.7	8089	100%	54.7	16580	100%	76.9	100%
TALE	69.5	8521	82.8%	89.7	2938	56.2%	57.3	9373	65.5%	93.1	6772	83.7%	54.3	10411	62.8%	72.8	<u>70.2%</u>
Dynasor	73.8	9133	88.7%	91.4	4339	83.0%	62.3	12755	89.1%	90.1	6812	84.2%	52.1	13816	83.3%	<u>73.9</u>	85.7%
NoThink	55.0	1804	17.5%	80.4	908	17.4%	23.3	5459	38.1%	72.5	1814	22.4%	16.7	3417	20.6%	49.6	<b>23.2%</b>
DEER	74.7	9696	94.2%	92.8	3944	75.4%	52.7	8720	60.9%	93.5	6588	81.5%	53.1	14160	85.4%	73.4	79.5%
<b>TRACE</b>	77.6	9489	92.2%	93.2	3788	72.4%	61.5	9204	64.3%	92.7	5652	69.9%	53.3	11928	71.9%	<b>75.7</b>	74.1%
<b>Gemini2.5-Flash</b>																	
Vanilla	77.6	6684	100%	92.8	1449	100%	78.2	8476	100%	98.8	2290	100%	66.3	11993	100%	82.7	100%
TALE	68.4	4950	74.0%	91.9	1411	97.4%	69.1	7361	86.8%	92.3	1856	81.0%	54.3	9162	76.4%	75.2	83.1%
Dynasor	72.7	5919	88.5%	92.0	1311	90.5%	74.7	6976	82.3%	95.3	2001	87.4%	62.6	10178	84.9%	79.5	86.7%
NoThink	74.1	6296	94.2%	90.6	1400	96.6%	76.3	8214	96.9%	96.5	2311	101%	64.7	12221	102%	<u>80.4</u>	98.1%
DEER	70.3	5805	86.8%	91.2	1224	84.5%	66.7	6326	74.6%	93.1	1874	81.8%	56.7	9271	77.3%	75.6	<u>81.0%</u>
<b>TRACE</b>	75.3	4291	64.2%	92.2	1166	80.5%	74.9	6897	81.4%	98.5	1994	87.4%	62.6	9219	76.9%	<b>80.7</b>	<b>78.0%</b>
<b>R1-Distilled-Llama-8B</b>																	
Vanilla	58.2	6286	100%	87.2	2934	100%	43.3	12648	100%	91.7	5717	100%	32.9	10828	100%	62.7	100%
TALE	56.2	5713	90.9%	85.3	2455	83.7%	32.1	8724	69.0%	82.5	3169	55.4%	26.0	9139	84.4%	56.4	<b>76.7%</b>
Dynasor	56.9	5814	92.5%	86.4	2693	91.8%	42.2	10912	86.3%	89.3	4811	84.2%	30.0	9634	89.0%	<u>61.0</u>	88.7%
NoThink	56.0	6150	97.8%	85.2	3024	103%	41.3	12803	101%	88.1	5288	92.5%	31.0	10386	95.9%	60.3	98.1%
DEER	55.4	5443	86.6%	86.4	2718	92.6%	34.5	9070	71.7%	84.1	4551	79.6%	29.3	9755	90.1%	57.9	84.1%
<b>TRACE</b>	57.5	4784	76.1%	85.4	2436	83.0%	41.9	9858	77.9%	88.5	4576	80.1%	32.7	8302	76.7%	<b>61.2</b>	<u>78.8%</u>

Table 1: Main results on mathematical reasoning benchmarks. Acc denotes accuracy, Tok denotes token count, and CR denotes compression rate relative to Vanilla.  $\uparrow$  ( $\downarrow$ ) indicates higher (lower) values are better. **Bold** and underlined numbers indicate the best and second-best results among all methods, respectively. Vanilla full reasoning is used as the full-compute baseline (CR= 100% by definition) and is not included in the ranking, since it does not perform early exit and is not directly comparable in efficiency.

budget. For adaptive early exit, **Dynasor** leverages a single probe-based indicator derived from answer stabilization to allocate token budgets. **DEER** performs single-step early exit by applying a single-step confidence criterion to decide termination. All methods are evaluated using accuracy (Acc,  $\uparrow$ ), average generated tokens (Tok,  $\downarrow$ ), and compression rate (CR,  $\downarrow$ ), defined as the relative token reduction compared to vanilla full reasoning.

**Implementation Details.** Our method operates entirely at inference time and requires no additional training. Reasoning steps are segmented based on discourse-level transition markers that indicate shifts in the model’s line of thought. We maintain a sliding window of the most recent  $k$  reasoning steps to aggregate answer consistency and confidence trajectory signals. Detailed implementation settings and hyperparameter choices are provided in Appendix A.1.

## 4.2 Main Results

Table 1 reports the main results of dynamic early-exit methods on multiple hard mathematical reasoning benchmarks across different models. Overall, our method consistently achieves higher accuracy than existing early-exit baselines while substantially reducing inference cost in most cases. Across all evaluated models, the average accuracy drop relative to full reasoning is within 2%, indicating that our method preserves most of the original reasoning correctness despite early termination. At the same time, our approach reduces the number of generated tokens by approximately 25% on average across models and datasets, demonstrating effective mitigation of overthinking with minimal accuracy loss.

Compared to prior confidence-based early-exit methods such as TALE and DEER, TRACE yields a more favorable accuracy–efficiency trade-off. While TALE aggressively reduces token usage at

Method	Acc $\uparrow$	Tok $\downarrow$	CR $\downarrow$	Method	Acc $\uparrow$	Tok $\downarrow$	CR $\downarrow$
<b>Qwen3-8B</b>							
Vanilla	59.1	9398	100%	TALE	50.0	4245	45.2%
Dynasor	54.6	5732	61.0%	NoThink	51.0	<b>1538</b>	<b>16.4%</b>
DEER	53.2	7279	77.5%	TRACE	<b>56.6</b>	5629	59.9%
<b>Qwen3-4B</b>							
Vanilla	55.1	8611	100%	TALE	47.9	5807	67.4%
Dynasor	52.1	4814	55.9%	NoThink	49.0	<b>1658</b>	<b>19.3%</b>
DEER	54.5	7042	81.8%	TRACE	<b>55.0</b>	5713	67.3%
<b>Gemini2.5-Flash</b>							
Vanilla	69.5	4565	100%	TALE	68.2	3597	78.8%
Dynasor	<b>69.5</b>	4091	89.6%	NoThink	67.3	4365	95.6%
DEER	69.1	3397	74.4%	TRACE	69.4	<b>3262</b>	<b>71.4%</b>
<b>R1-Distilled-Llama-8B</b>							
Vanilla	51.0	6184	100%	TALE	37.4	4531	73.3%
Dynasor	43.6	<b>4019</b>	<b>65.0%</b>	NoThink	50.5	5849	94.6%
DEER	43.0	4731	76.5%	TRACE	<b>51.5</b>	4644	75.1%

Table 2: Results on the GPQA-D science benchmark.

the cost of significant accuracy degradation, our approach maintains markedly higher accuracy while achieving comparable or lower token consumption. In most settings, our method outperforms DEER in accuracy under similar or lower compute ratios, demonstrating more reliable early-exit decisions.

Beyond mathematical reasoning benchmarks, we evaluate TRACE on the GPQA-D science dataset to assess its generalization beyond math. As shown in Table 2, TRACE reduces inference tokens by approximately 20–30% across all evaluated models with less accuracy drop compared to full reasoning. This suggests that TRACE does not rely on domain-specific heuristics and can generalize effectively beyond mathematical settings.

Across both mathematical and scientific reasoning tasks, the observed trends hold consistently across diverse model families, including open-source models of different scales as well as the closed-source Gemini model, highlighting the robustness and general applicability of our approach.

### 4.3 Comparison with Single-Step Confidence Early-Exit

Figure 4 presents a comparison between TRACE and single-step confidence-based early exit under identical stopping thresholds  $\tau$  on hard mathematical reasoning benchmarks. Results are aggregated across all math datasets using Qwen3-4B.

As shown in the figure, single-step confidence exhibits high sensitivity to threshold selection, with accuracy varying as the threshold changes. In contrast, TRACE demonstrates robustness to threshold perturbations as the achieved accuracy remains

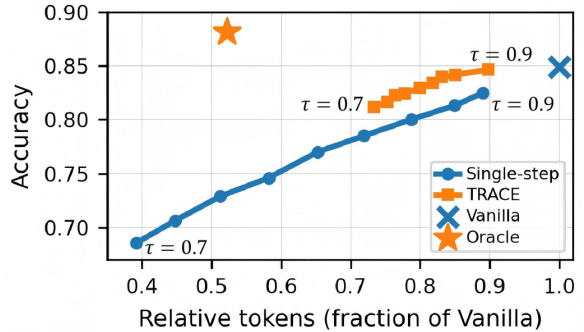


Figure 4: Accuracy–token trade-off under identical early-exit thresholds. Each point on the curves corresponds to a different early exit threshold  $\tau$ . Oracle denotes an idealized upper bound that stops at the first step where the induced answer is correct.

nearly constant across a wide range of thresholds. This suggests that aggregating multi-step evidence yields a more stable early-exit signal than relying on instantaneous confidence alone.

Moreover, TRACE consistently achieves a better accuracy–efficiency trade-off than the single-step baseline. From the x-axis perspective (token usage), TRACE requires fewer generated tokens to reach a comparable accuracy level, indicating that it mitigates delayed termination and reduces redundant computation. From the y-axis perspective (accuracy), TRACE attains higher accuracy under the same token budget, suggesting that it is less prone to premature termination caused by confidence fluctuations.

## 5 Analysis

### 5.1 Ablation Study

To isolate the contribution of each component in TRACE, we ablate the early-exit criterion by comparing three variants: (i) **ACS+CTS** (our full method), (ii) **CTS-only**, which triggers early exit using aggregated confidence signals only, and (iii) **ACS-only**, which relies solely on answer consistency. Figure 5 reports accuracy for three models across six benchmarks, evaluated on examples where early exit is triggered. All settings use matched token budgets to ensure fair comparison.

Across all evaluated benchmarks, TRACE (ACS+CTS) is consistently the best or tied-best variant. However, both single-component variants degrade on harder datasets (e.g., AIME), whereas combining ACS and CTS yields robust improvements. This demonstrates their complementarity: ACS prevents premature exit by enforcing cross-step agreement but can be fooled by consistently wrong answers, whereas CTS reflects growing cer-

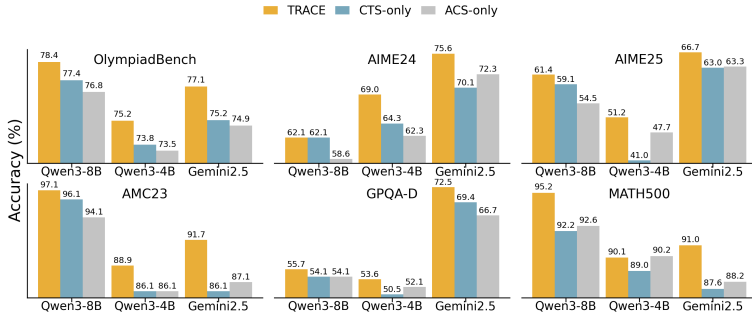


Figure 5: Accuracy (%) of TRACE early-exit across multiple math benchmarks and models: ablation of ACS and CTS (ACS+CTS (TRACE, our full method) vs. ACS-only vs. CTS-only) under matched token budgets on trigged examples.

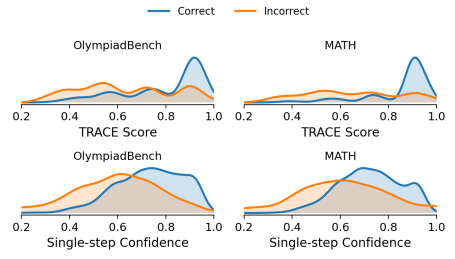


Figure 6: Kernel density estimation of TRACE stability scores and single-step confidence for Qwen3-8B on OlympiadBench and MATH.

tainty but may trigger too early when confidence increases before answers stabilize; combining both yields a more reliable convergence signal.

## 5.2 TRACE Score Distributions

We compare TRACE stability scores with single-step confidence in separating correct from incorrect steps. Figure 6 plots their step-level distributions for Qwen3-8B on OlympiadBench and MATH. A correct step denotes a reasoning step whose induced answer is correct, while an incorrect step denotes a step whose induced answer is incorrect.

Single-step confidence is informative but noisy. Although correct steps shift toward higher values, the correct and incorrect distributions still overlap with incorrect steps showing noticeable mass at high confidence. This proves single-step confidence is too noisy to admit a threshold that reliably balances accuracy and efficiency.

In contrast, TRACE yields a reliable high-score signal by requiring answer consistency across steps, making it less sensitive to transient confidence spikes. Correct steps concentrate near the upper end of the TRACE range (often peaking around 0.8–1.0), while incorrect steps show much less mass there and remain flatter and more diffuse. This produces a cleaner separation in the high-score regime where early-exit decisions are made, enabling high-threshold exit with lower risk of premature exits.

## 5.3 Answer Convergence at Early Exit

To understand where different early-exit strategies terminate, we measure answer consistency, a proxy for whether the reasoning trajectory has converged at the exit point. Answer consistency is defined as how often the final answer appears within the  $k$ -step window that triggers early exit. Figure 7 reports the distributions for a single-step confidence

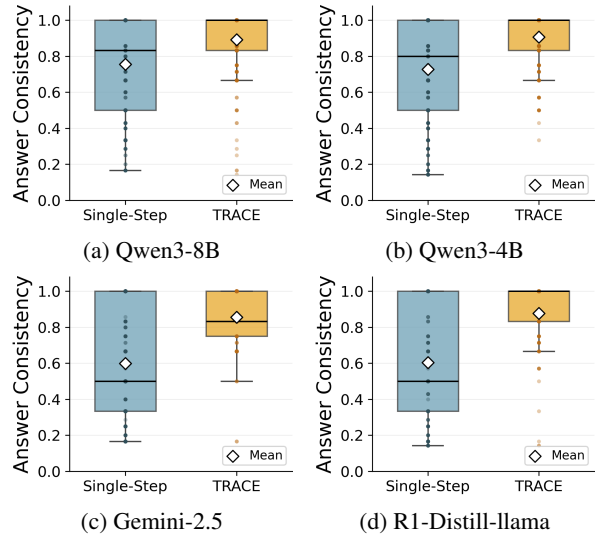


Figure 7: Answer consistency comparison (Single-Step vs TRACE) across different backbone models.

baseline and TRACE across backbone models.

Single-step early-exit often stops before the trajectory has fully stabilized: its consistency values are widely spread with a pronounced low-consistency tail, which indicates that exits can occur while recent answers still fluctuate. This indicates that single-step exits can occur before the reasoning trajectory has converged.

In contrast, TRACE exits mostly at highly stabilized states. Across models, TRACE produces higher and tighter consistency distributions, often clustered near 1.0, implying the same answer is repeatedly produced over consecutive steps before termination. This provides direct evidence that TRACE favors stable reasoning trajectories and is less sensitive to isolated confidence spikes, helping explain its improved early-exit reliability.

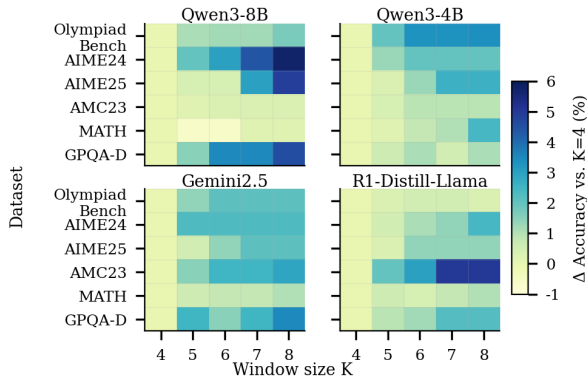


Figure 8: Sensitivity of TRACE to the window size  $k$  across models and benchmarks.

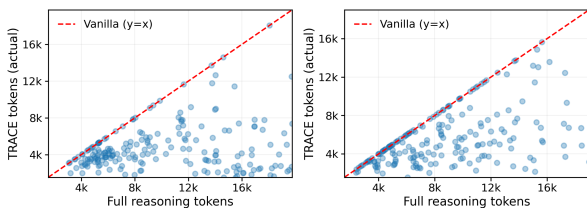


Figure 9: Per-example decoding cost under early stopping on Olympiadbench

#### 5.4 Window Size Robustness

TRACE aggregates evidence over a window of size  $k$ , so we evaluate its sensitivity to this hyperparameter. Figure 8 shows the change in early-exit accuracy when varying  $k$  from 4 to 8 across six benchmarks and four backbone models (We report  $\Delta$  accuracy relative to  $k=4$ :  $\Delta Acc_k = Acc_k - Acc_4$ ). Across all models, accuracy varies smoothly with  $k$  and exhibits consistent, mostly monotonic improvements, with little to no degradation as  $k$  increases. The gains are more pronounced on harder benchmarks such as AIME and GPQA-D, suggesting that a longer window better suppresses step-level noise and strengthens convergence verification. Importantly, TRACE exhibits limited sensitivity to  $k$ : even small window sizes perform comparably to larger ones, indicating that TRACE is robust to the window-size choice in practice.

#### 5.5 Inference Speedup

Figure 9 plots the per-example token consumption of TRACE against the corresponding vanilla full reasoning token budget, with the dashed line  $y=x$  indicating no savings. Across both Qwen3-8B and R1-Distill-Llama, most points lie well below  $y = x$ , demonstrating consistent reductions in generated tokens. The gap grows with larger budgets, indicating that early exit yields greater savings on longer reasoning traces where inference

cost is dominated by long-tail examples. Overall, TRACE reduce decoding cost and inference time in practice especially for high-budget instances.

## 6 Related Work

**Confidence Calibration in LLMs.** Confidence calibration aims to align a model’s reported confidence with the empirical likelihood that its predictions are correct (Geng et al., 2024; Liu et al., 2025). Recent evidence further shows that extended reasoning can impair calibration by amplifying confidence in incorrect intermediate hypotheses (Lacombe et al., 2025). Prior work has explored this issue through fidelity-based confidence estimators (Zhang et al., 2024; Dong et al., 2025), post-hoc calibration frameworks (Mangala et al., 2025) and prompting strategies that encourage more faithful uncertainty expression (Zhao et al., 2024; Flores et al., 2025). These findings motivate our approach, which improves confidence calibration by aggregating confidence signals across multiple steps.

**Adaptive Computation in LLMs.** Methods for mitigating overthinking broadly fall into training-free and training-based approaches. Training-free methods adapt inference using behavioral signals such as entropy (Chen et al., 2025b) or confidence estimates (Yang et al., 2025b), enabling early exit, model switching, or discourse suppression (Yang et al., 2025b; Chen et al., 2025b; Wang et al., 2025). Training-based approaches modify models via reinforcement learning with length-aware objectives (Team et al., 2025; Arora and Zanette, 2025) or fine-tuning on concise reasoning traces (Yu et al., 2025). Unlike prior approaches, our method aggregates evidence across multiple steps to achieve more reliable early exit and improved accuracy–efficiency trade-off.

## 7 Conclusion

We present **TRACE**, a multi-step early-exit framework for efficient and reliable reasoning. TRACE decides when to stop by detecting reasoning convergence through evidence aggregated across multiple steps, rather than relying on single-step confidence. It combines two complementary signals: answer consistency (stability of predicted answers) and confidence trajectory (multi-step confidence support). Across diverse backbone models and math reasoning benchmarks, TRACE maintains accuracy while substantially reducing inference cost, demonstrating robust and general early-exit behavior.

## 545 Limitations

546 Our experiments focus on text-only mathematical  
547 reasoning benchmarks and a limited set of back-  
548 bone language models. While TRACE is designed  
549 as a general early-exit criterion based on multi-step  
550 convergence signals, we do not evaluate it in mul-  
551 timodal settings (e.g., vision-language reasoning)  
552 where intermediate representations and uncertainty  
553 may behave differently. Extending TRACE to mul-  
554 timodal models and tasks, and validating its effec-  
555 tiveness under multimodal reasoning traces, is an  
556 important direction for future work.

## 557 References

558 AI-MO Project and Project Numina. 2025. Ai-  
559 mo/aimo-validation-amc: AMC math validation  
560 set. [https://huggingface.co/datasets/AI-MO/  
561 aimo-validation-amc](https://huggingface.co/datasets/AI-MO/aimo-validation-amc). Dataset on Hugging Face.  
562 Extracted from AMC12 2022 and AMC12 2023 prob-  
563 lems from the Art of Problem Solving Wiki and  
564 adapted to integer outputs.

565 Daman Arora and Andrea Zanette. 2025. [Train-  
566 ing language models to reason efficiently](#). *CoRR*,  
567 abs/2502.04463.

568 Xingyu Chen, Jiahao Xu, Tian Liang, Zhiwei He,  
569 Jianhui Pang, Dian Yu, Linfeng Song, Qiuzhi  
570 Liu, Mengfei Zhou, Zhuosheng Zhang, Rui Wang,  
571 Zhaopeng Tu, Haitao Mi, and Dong Yu. 2025a. [Do  
572 NOT think that much for 2+3=? on the overthinking  
573 of long reasoning models](#). In *ICML 2025*. OpenRe-  
574 view.net.

575 Zhuokun Chen, Zeren Chen, Jiahao He, Mingkui Tan,  
576 Jianfei Cai, and Bohan Zhuang. 2025b. [R-stitch:  
577 Dynamic trajectory stitching for efficient reasoning](#).  
578 *CoRR*, abs/2507.17307.

579 MAA Committees. 2024. [Aime problems and solutions](#).  
580 Online. Retrieved from Art of Problem Solving Wiki.

581 Alejandro Cuadron, Dacheng Li, Wenjie Ma, Xingyao  
582 Wang, Yichuan Wang, Siyuan Zhuang, Shu Liu,  
583 Luis Gaspar Schroeder, Tian Xia, Huanzhi Mao,  
584 Nicholas Thumiger, Aditya Desai, Ion Stoica, Ana  
585 Klimovic, Graham Neubig, and Joseph E. Gonzalez.  
586 2025. [The danger of overthinking: Examining the  
587 reasoning-action dilemma in agentic tasks](#). *CoRR*,  
588 abs/2502.08235.

589 DeepSeek-AI. 2025. [Deepseek-r1: Incentivizing rea-  
590 soning capability in llms via reinforcement learning](#).  
591 *CoRR*, abs/2501.12948.

592 Jinzong Dong, Zhaohui Jiang, Dong Pan, and Haoyang  
593 Yu. 2025. [Combining priors with experience: Confi-  
594 dence calibration based on binomial process model-  
595 ing](#). In *AAAI 25*, pages 16317–16326. AAAI Press.

Lorenzo Jaime Yu Flores, Ori Ernst, and Jackie CK Che-  
ung. 2025. [Improving the calibration of confidence  
596 scores in text generation using the output distribu-  
597 tion’s characteristics](#). In *ACL 2025*, pages 172–182.  
598 Association for Computational Linguistics. 600

Yichao Fu, Junda Chen, Siqi Zhu, Zheyu Fu, Zhong-  
dongming Dai, Aurick Qiao, and Hao Zhang. 2024. [Efficiently serving LLM reasoning programs with  
601 certainindex](#). *CoRR*, abs/2412.20993. 602 603 604

Jiahui Geng, Fengyu Cai, Yuxia Wang, Heinz Koepl,  
Preslav Nakov, and Iryna Gurevych. 2024. [A survey  
605 of confidence estimation and calibration in large lan-  
606 guage models](#). In *NAACL 2024*, pages 6577–6595.  
607 Association for Computational Linguistics. 608 609

Xinyu Guan, Li Lina Zhang, Yifei Liu, Ning Shang,  
Youran Sun, Yi Zhu, Fan Yang, and Mao Yang. 2025. [rstar-math: Small llms can master math reasoning  
610 with self-evolved deep thinking](#). In *ICML 2025*.  
611 OpenReview.net. 612 613 614

Tingxu Han, Zhenting Wang, Chunrong Fang, Shiyu  
Zhao, Shiqing Ma, and Zhenyu Chen. 2025. [Token-  
615 budget-aware LLM reasoning](#). In *ACL 2025*, pages  
616 24842–24855. Association for Computational Lin-  
617 guistics. 618 619

Chaoqun He, Renjie Luo, Yuzhuo Bai, Shengding Hu,  
Zhen Leng Thai, Junhao Shen, Jinyi Hu, Xu Han, Yu-  
jie Huang, Yuxiang Zhang, Jie Liu, Lei Qi, Zhiyuan  
Liu, and Maosong Sun. 2024. [Olympiadbench:  
620 A challenging benchmark for promoting AGI with  
621 olympiad-level bilingual multimodal scientific prob-  
622 lems](#). In *ACL 2024*, pages 3828–3850. Association  
623 for Computational Linguistics. 624 625 626 627

Jiameng Huang, Baijiong Lin, Guhao Feng, Jierun Chen,  
Di He, and Lu Hou. 2025. [Efficient reasoning for  
628 large reasoning language models via certainty-guided  
629 reflection suppression](#). *CoRR*, abs/2508.05337. 630 631

Romain Lacombe, Kerrie Wu, and Eddie Dilworth.  
2025. [Don’t think twice! over-reasoning impairs  
632 confidence calibration](#). *CoRR*, abs/2508.15050. 633 634

Kefan Li, Yuan Yuan, Hongyue Yu, Tingyu Guo, and  
Shijie Cao. 2025. [Cocoevo: Co-evolution of pro-  
635 grams and test cases to enhance code generation](#).  
636 *TEVC 2025*. 637 638

Hunter Lightman, Vineet Kosaraju, Yuri Burda, Harri-  
son Edwards, Bowen Baker, Teddy Lee, Jan Leike,  
John Schulman, Ilya Sutskever, and Karl Cobbe.  
2024. [Let’s verify step by step](#). In *ICLR 2024*. Open-  
Review.net. 639 640 641 642 643

Xiaoou Liu, Tiejun Chen, Longchao Da, Chacha Chen,  
Zhen Lin, and Hua Wei. 2025. [Uncertainty quantifi-  
644 cation and confidence calibration in large language  
645 models: A survey](#). In *KDD 2025*, pages 6107–6117.  
646 ACM. 647 648

Xin Liu and Lu Wang. 2025. [Answer convergence  
649 as a signal for early stopping in reasoning](#). *CoRR*,  
650 arXiv:2506.02536. 651

652	Ximing Lu, Seungju Han, David Acuna, Hyunwoo Kim,	<a href="#">express their uncertainty? an empirical evaluation of</a>	708
653	Jaehun Jung, Shrimai Prabhunoye, Niklas Muen-	<a href="#">confidence elicitation in llms</a> . In <i>ICLR 2024</i> . Open-	709
654	nighoff, Mostofa Patwary, Mohammad Shoeybi,	<a href="#">Review.net</a> .	710
655	Bryan Catanzaro, and Yejin Choi. 2025. <a href="#">Retro-</a>		
656	<a href="#">search: Exploring untaken paths for deeper and effi-</a>	Fengli Xu, Qianyue Hao, Zefang Zong, Jingwei Wang,	711
657	<a href="#">cient reasoning</a> . <i>CoRR</i> , abs/2504.04383.	Yunke Zhang, Jingyi Wang, Xiaochong Lan, Jiahui	712
658	Putra Manggala, Atalanti-Anastasia Mastakouri, Elke	Gong, Tianjian Ouyang, Fanjin Meng, Chenyang	713
659	Kirschbaum, Shiva Prasad Kasiviswanathan, and Aa-	Shao, Yuwei Yan, Qinglong Yang, Yiwen Song, Si-	714
660	ditya Ramdas. 2025. <a href="#">Qa-calibration of language</a>	Jian Ren, Xinyuan Hu, Yu Li, Jie Feng, Chen Gao,	715
661	<a href="#">model confidence scores</a> . In <i>ICLR 2025</i> . OpenRe-	and Yong Li. 2025. <a href="#">Towards large reasoning models:</a>	716
662	<a href="#">view.net</a> .	<a href="#">A survey of reinforced reasoning with large language</a>	717
663	David Rein, Betty Li Hou, Asa Cooper Stickland,	<a href="#">models</a> . <i>CoRR</i> , arXiv:2501.09686.	718
664	Jackson Petty, Richard Yuanzhe Pang, Julien Di-	An Yang, Anfeng Li, Baosong Yang, Beichen Zhang,	719
665	rani, Julian Michael, and Samuel R. Bowman. 2023.	Binyuan Hui, Bo Zheng, Bowen Yu, Chang Gao,	720
666	<a href="#">GPQA: A graduate-level google-proof q&amp;a bench-</a>	Chengen Huang, Chenxu Lv, Chujie Zheng, Day-	721
667	<a href="#">mark</a> . <i>CoRR</i> , abs/2311.12022.	iheng Liu, Fan Zhou, Fei Huang, Feng Hu, Hao	722
668	Charlie Snell, Jaehoon Lee, Kelvin Xu, and Aviral Ku-	Ge, Haoran Wei, Huan Lin, Jialong Tang, and 40	723
669	mar. 2024. <a href="#">Scaling LLM test-time compute optimally</a>	others. 2025a. <a href="#">Qwen3 technical report</a> . <i>CoRR</i> ,	724
670	<a href="#">can be more effective than scaling model parameters</a> .	arXiv:2505.09388.	725
671	<i>CoRR</i> , arXiv:2408.03314.	Chenxu Yang, Qingyi Si, Yongjie Duan, Zheliang Zhu,	726
672	Yang Sui, Yu-Neng Chuang, Guanchu Wang, Jiamu	Chenyu Zhu, Zheng Lin, Li Cao, and Weiping Wang.	727
673	Zhang, Tianyi Zhang, Jiayi Yuan, Hongyi Liu, An-	2025b. <a href="#">Dynamic early exit in reasoning models</a> .	728
674	drew Wen, Shaochen Zhong, Na Zou, Hanjie Chen,	<i>CoRR</i> , abs/2504.15895.	729
675	and Xia Hu. 2025. <a href="#">Stop overthinking: A survey on</a>	Wenkai Yang, Shuming Ma, Yankai Lin, and Furu	730
676	<a href="#">efficient reasoning for large language models</a> . <i>Trans.</i>	Wei. 2025c. <a href="#">Towards thinking-optimal scaling</a>	731
677	<i>Mach. Learn. Res.</i> , 2025.	<a href="#">of test-time compute for LLM reasoning</a> . <i>CoRR</i> ,	732
678	Gemini Team. 2025. <a href="#">Gemini 2.5: Pushing the frontier</a>	abs/2502.18080.	733
679	<a href="#">with advanced reasoning, multimodality, long con-</a>	Shunyu Yao, Dian Yu, Jeffrey Zhao, Izhak Shafran, Tom	734
680	<a href="#">text, and next generation agentic capabilities</a> . <i>CoRR</i> ,	Griffiths, Yuan Cao, and Karthik Narasimhan. 2023.	735
681	abs/2507.06261.	<a href="#">Tree of thoughts: Deliberate problem solving with</a>	736
682	Kimi Team, Angang Du, Bofei Gao, Bofei Xing,	<a href="#">large language models</a> . In <i>NeurIPS 2023</i> .	737
683	Changjiu Jiang, Cheng Chen, Cheng Li, Chenjun	Zhaojian Yu, Yinghao Wu, Yilun Zhao, Arman Cohan,	738
684	Xiao, Chenzhuang Du, Chonghua Liao, Chuning	and Xiao-Ping Zhang. 2025. <a href="#">Z1: efficient test-time</a>	739
685	Tang, Congcong Wang, Dehao Zhang, Enming Yuan,	<a href="#">scaling with code</a> . <i>CoRR</i> , arXiv:2504.00810.	740
686	Enzhe Lu, Fengxiang Tang, Flood Sung, Guangda	Mozhi Zhang, Mianqiu Huang, Rundong Shi, Lin-	741
687	Wei, Guokun Lai, and 75 others. 2025. <a href="#">Kimi k1.5:</a>	sen Guo, Chong Peng, Peng Yan, Yaqian Zhou,	742
688	<a href="#">Scaling reinforcement learning with llms</a> . <i>CoRR</i> ,	and Xipeng Qiu. 2024. <a href="#">Calibrating the confidence</a>	743
689	arXiv:2501.12599.	<a href="#">of large language models by eliciting fidelity</a> . In	744
690	Chenlong Wang, Yuanning Feng, Dongping Chen,	<i>EMNLP 2024</i> , pages 2959–2979. Association for	745
691	Zhaoyang Chu, Ranjay Krishna, and Tianyi Zhou.	Computational Linguistics.	746
692	2025. <a href="#">Wait, we don’t need to “wait”! removing think-</a>	Xinran Zhao, Hongming Zhang, Xiaoman Pan, Wenlin	747
693	<a href="#">ing tokens improves reasoning efficiency</a> . In <i>EMNLP</i>	Yao, Dong Yu, Tongshuang Wu, and Jianshu Chen.	748
694	2025, pages 7459–7482. Association for Computa-	2024. <a href="#">Fact-and-reflection (far) improves confidence</a>	749
695	tional Linguistics.	<a href="#">calibration of large language models</a> . In <i>ACL 2024</i> ,	750
696	Xuezhi Wang, Jason Wei, Dale Schuurmans, Quoc V.	pages 8702–8718. Association for Computational	751
697	Le, Ed H. Chi, Sharan Narang, Aakanksha Chowd-	Linguistics.	752
698	hery, and Denny Zhou. 2023. <a href="#">Self-consistency im-</a>	<b>A Experimental Settings</b>	753
699	<a href="#">proves chain of thought reasoning in language mod-</a>	<b>A.1 Hyper-parameters Setting</b>	754
700	<a href="#">els</a> . In <i>ICLR 2023</i> . OpenReview.net.	We detail the hyperparameter choices used in	755
701	Jason Wei, Xuezhi Wang, Dale Schuurmans, Maarten	TRACE for computing answer consistency and ter-	756
702	Bosma, Brian Ichter, Fei Xia, Ed H. Chi, Quoc V. Le,	mination scores. The early-exit threshold and win-	757
703	and Denny Zhou. 2022. <a href="#">Chain-of-thought prompt-</a>	ding size are selected on held-out validation sets	758
704	<a href="#">ing elicits reasoning in large language models</a> . In	and fixed across all benchmarks.	759
705	<i>NeurIPS 2022</i> .	For the Answer Consistency Score (ACS) de-	760
706	Miao Xiong, Zhiyuan Hu, Xinyang Lu, Yifei Li, Jie	defined in Eq. (1), consistency is computed over a	761
707	Fu, Junxian He, and Bryan Hooi. 2024. <a href="#">Can llms</a>		

762 sliding window of the most recent  $k$  induced an- 813  
763 swers. In our experiments, we set the window 814  
764 size to  $k = 5$ , which balances robustness to tran- 815  
765 sient fluctuations with responsiveness to answer 816  
766 changes. 817

767 For the combined termination score  $S(a)$  defined 818  
768 in Eq. (5), we compute a weighted combination of 819  
769 ACS and the Confidence Trajectory Score (CTS). 820  
770 The weighting coefficient  $\alpha$  is set to either 0.7 or 821  
771 0.3, controlling the relative contribution of answer 822  
772 stability and confidence dynamics. 823

773 Finally, reasoning is terminated when the com- 824  
774 bined score exceeds a predefined threshold. Unless 825  
775 otherwise specified, we set the termination thresh- 826  
776 old to 0.8 across all experiments. 827

## 777 A.2 Datasets Details 828

778 The mathematical and scientific reasoning datasets 829  
779 used in our evaluation are described below. We 830  
780 strictly follow the licenses specified in the original 831  
781 papers. 832

782 OlympiadBench (He et al., 2024) is a challeng- 833  
783 ing benchmark designed to evaluate advanced math- 834  
784 ematical reasoning at the Olympiad level. It con- 835  
785 sists of problems sourced from international and 836  
786 national mathematics competitions, covering top- 837  
787 ics such as algebra, geometry, number theory, and 838  
788 combinatorics. The problems typically require long 839  
789 and structured multi-step reasoning, often involv- 840  
790 ing symbolic manipulation and proof-like reason- 841  
791 ing processes, making the benchmark particularly 842  
792 difficult for LLMs. 843

793 MATH500 (Lightman et al., 2024) is a curated 844  
794 subset of the MATH dataset, containing 500 high- 845  
795 difficulty competition-style math problems. The 846  
796 problems span multiple domains, including algebra, 847  
797 calculus, geometry, and probability, and require 848  
798 explicit chain-of-thought reasoning to arrive at the 849  
799 final answer. MATH500 is commonly used as a 850  
800 standardized test set for evaluating mathematical 851  
801 reasoning performance under zero-shot or test-time 852  
802 scaling settings. 853

803 AIME24 and AIME25 (Committees, 2024) are 854  
804 drawn from the American Invitational Mathemat- 855  
805 ics Examination (AIME) problems from 2024 and 856  
806 2025, respectively. Each dataset consists of short- 857  
807 answer competition problems. These problems of- 858  
808 ten involve deep multi-step reasoning and nontriv- 859  
809 ial mathematical insights, and are widely regarded 860  
810 as a strong test of symbolic and numerical reason-  
811 ing capabilities.

812 AMC23 (AI-MO Project and Project Numina,

2025) is a validation benchmark constructed from 813  
AMC 12 problems released in 2023. The dataset 814  
focuses on high-school-level mathematics and in- 815  
cludes problems requiring multiple reasoning steps, 816  
such as algebraic transformations, geometric rea- 817  
soning, and combinatorial counting. Following 818  
prior work, all answers are normalized to integer 819  
outputs for consistent evaluation. 820

GPQA-D (Rein et al., 2023) is the difficult split 821  
of the Graduate-Level Google-Proof QA (GPQA) 822  
benchmark, designed to assess scientific reasoning 823  
beyond mathematics. It consists of expert-written 824  
multiple-choice questions in physics, chemistry, 825  
and biology, where correct answers require domain 826  
knowledge and multi-step logical reasoning rather 827  
than surface-level pattern matching. GPQA-D is 828  
considered particularly challenging due to its re- 829  
sistance to memorization and retrieval-based short- 830  
cuts. 831

All datasets are evaluated in a zero-shot infer- 832  
ence setting. Their inherent requirement for long 833  
reasoning chains and complex intermediate com- 834  
putations makes them well-suited for analyzing 835  
early-exit strategies and test-time scaling behavior. 836  
837

## 838 A.3 Prompt Templates 839

To ensure fair and consistent evaluation across 839  
model families, we use model-specific prompt tem- 840  
plates that match each model’s expected input for- 841  
mat (chat-style vs. plain-text) while keeping the 842  
task instruction semantically identical. In all cases, 843  
we explicitly require the model to place the final 844  
answer in `\boxed{\}` so that downstream answer 845  
parsing is standardized across models. Table 3 846  
summarizes the simplified templates used for Qwen, 847  
R1-Distill-LLaMA, and Gemini-2.5-Flash. 848

## 849 B Implementation Details of TRACE 850

This appendix provides implementation details of 850  
TRACE, including the step-wise answer induction, 851  
confidence computation, sliding-window aggrega- 852  
tion, and the early-exit decision logic. 853

### 854 B.1 Overview 855

At inference time, TRACE monitors a multi-step 855  
reasoning process and decides whether to terminate 856  
after each step. Given the reasoning generated 857  
up to step  $t$ , TRACE (i) induces a candidate final 858  
answer  $a_t$  using a lightweight auxiliary prompt 859  
(Appendix B.4), (ii) computes a scalar confidence 860

Model family	Prompt template (simplified)
Qwen3 (Qwen-series)	Chat-format prompt with the instruction: “Please reason step by step, and put your final answer within <code>\boxed{\}</code> .” We optionally prepend a thinking tag (e.g., <code>&lt;think&gt;</code> ) when supported.
R1-Distill-LLaMA	Chat-format prompt with expert-style instruction: “Think about the problem internally. Then output a short explanation, and put your final answer within <code>\boxed{\}</code> .”
Gemini2.5-Flash	Plain-text instruction prompt: “You are a careful and logical assistant. Please reason step by step, and put your final answer within <code>\boxed{\}</code> .” followed by <i>Question: {question}</i> and <i>Solution:</i> .

Table 3: Prompt templates used for different model families. We standardize outputs by requiring the final answer to appear in `\boxed{\}` for consistent parsing and evaluation.

$c_t$  for  $a_t$  from token-level probabilities, and (iii) aggregates evidence within a sliding window of the last  $k$  steps to compute ACS/CTS and the combined stability score in Eq. (5). Inference stops when the best-scoring candidate exceeds the threshold  $\tau$ .

## B.2 Pseudo-code

Algorithm 1 summarizes the TRACE procedure.

## B.3 Reasoning Step Segmentation via Discourse Markers

TRACE requires a step-wise reasoning trace. Since different model families format reasoning differently, we implement a lightweight, model-aware step segmentation procedure based on the frequency of step boundary cues (“discourse markers”) observed during generation.

**Streaming segmentation.** We decode the model output in a streaming manner and maintain the growing text buffer. Every  $n$  generated tokens (we use  $n=10$  by default), we scan the recent suffix of the buffer for occurrences of a predefined set of boundary strings (stop tokens). We record the absolute character positions of all newly found matches. Once the number of detected matches reaches a preset limit (`match_limit`), we truncate the reasoning trace *before* the `match_limit`-th match position and treat the truncated prefix as the completed trace up to the desired number of steps.

Formally, let  $\mathcal{S} = \{s_1, \dots, s_m\}$  denote the stop-token set, and let  $\{(s, p)\}$  be the ordered list of match events (token  $s$  found at position  $p$ ) discovered during decoding. When the `match_limit`-th

match event occurs at position  $p^*$ , we output the truncated trace  $R = \text{PREFIX}(R_{\text{full}}, p^*)$ .

**Model-specific stop tokens.** We use different boundary cues for different models: (i) For Gemini-2.5-Flash, we segment steps using paragraph breaks, i.e., the stop token `\n\n`, since Gemini tends to separate reasoning chunks by blank lines. (ii) For other models (e.g., Qwen and R1-Distill-LLaMA), we use a set of discourse markers that commonly indicate shifts, revisions, or alternative reasoning branches: {Wait, But, Let me think, `</think>`, Alternatively}. These markers provide robust step boundaries even when the model does not explicitly number steps.

**Practical considerations.** To avoid missing matches that span across scanning boundaries, we rescan from a small overlap region proportional to the maximum stop-token length. We also deduplicate repeated matches at the same position. In rare cases where generation terminates naturally before reaching `match_limit`, we keep the full output and proceed with TRACE using the available steps.

## B.4 Answer Induction and Efficiency Considerations

To compute the Answer Consistency Score (ACS), we induce a candidate final answer at each reasoning step from the partial trace generated so far. Specifically, at step  $t$  we reuse the existing reasoning context and append a fixed induction prompt (“We can get the question’s Final Answer: `\boxed{\}`”), instructing the model to output a single answer in `\boxed{\}` format. This yields an induced-answer sequence  $\{a_1, \dots, a_T\}$ .

Final answers are parsed by taking the last `\boxed{\}` span when present; otherwise, we fall back to the most explicit short answer in the concluding portion of the response. If multiple candidates occur within a step, we select the one closest to the step’s conclusion and matching the expected final-answer format.

Our induction is lightweight and efficient: it requires only a short auxiliary generation conditioned on the already-produced reasoning trace, without re-generating the trace or interrupting the ongoing reasoning process.

## C Case Study: Transient Overconfidence vs. Multi-step Convergence

Figure 10 presents a representative example illustrating why single-step confidence can be unreli-

---

**Algorithm 1** TRACE: Temporal Reasoning Aggregation for Convergent Exit

---

**Require:** Question  $q$ ; model  $M$ ; window size  $k$ ; weight  $\alpha$ ; threshold  $\tau$ ; max steps  $T_{\max}$ **Ensure:** Final answer  $a_{\text{final}}$ 

```
1:  $\mathcal{W} \leftarrow \emptyset$  ▷ Sliding window buffer of tuples  $(a_t, c_t)$ 
2:  $R \leftarrow \emptyset$  ▷ Accumulated reasoning text
3: for  $t = 1$  to  $T_{\max}$  do
4:    $r_t \leftarrow M.\text{GENERATESTEP}(q, R)$  ▷ Generate the next reasoning step
5:    $R \leftarrow R \cup r_t$ 
6:    $a_t \leftarrow \text{INDUCEANSWER}(q, R)$  ▷ Auxiliary prompt; returns an induced answer
7:    $c_t \leftarrow \text{TOKENENTROPYCONFIDENCE}(a_t)$  ▷ Eqs. (2)–(3)
8:   Append  $(a_t, c_t)$  to  $\mathcal{W}$ ; if  $|\mathcal{W}| > k$  remove the oldest item
9:    $\mathcal{A} \leftarrow$  set of unique answers appearing in  $\mathcal{W}$ 
10:  for each  $a \in \mathcal{A}$  do
11:     $\text{ACS}(a) \leftarrow \frac{\text{count}(a \text{ in } \mathcal{W})}{k}$  ▷ Eq. (1)
12:     $\text{CTS}(a) \leftarrow \text{AVGCONF}(a, \mathcal{W})$  ▷ Eq. (4)
13:     $S(a) \leftarrow \alpha \cdot \text{ACS}(a) + (1 - \alpha) \cdot \text{CTS}(a)$  ▷ Eq. (5)
14:  end for
15:   $a^* \leftarrow \arg \max_{a \in \mathcal{A}} S(a)$  ▷ Eq. (6)
16:  if  $S(a^*) \geq \tau$  then
17:    return  $a^*$  ▷ Early exit: reasoning is considered converged
18:  end if
19: end for
20: return  $a_{T_{\max}}$  ▷ Fallback: return last induced answer
```

---

able for early termination and how TRACE yields a safer stopping decision by aggregating evidence across multiple steps. The task is to evaluate a complex-valued summation with ground-truth answer 1997/2. We apply our step-wise answer induction procedure to extract an induced answer and a confidence estimate after each reasoning step.

**Failure mode of single-step confidence.** The model’s induced answers fluctuate substantially across steps. Early in the reasoning, the model proposes several incorrect candidates (e.g., 1, 1997), and then produces the answer 998 at Step 3 with a *high* confidence of 0.91 (marked as overconfident in the figure). A termination policy based on single-step confidence would likely stop at this point because the confidence is high and appears decisive. However, this confidence spike is transient and misleading: the model has not fully accounted for the missing final term, which it only realizes later (Step 4). This example highlights a common overthinking/early-exit pitfall: local confidence can be inflated even when the reasoning has not converged, leading to premature termination with an incorrect answer.

**Why TRACE is safer: multi-step evidence aggregation.** TRACE explicitly avoids making stop-

ping decisions from a single snapshot. Instead, it tracks whether the reasoning process has *converged* by aggregating signals over recent steps. In this example, the high-confidence but incorrect answer 998 is not stable: it appears only briefly and is preceded by different answers. Consequently, its Answer Consistency Score (ACS) over a sliding window remains low, preventing early termination even when its single-step confidence is high. After Step 4, the model corrects the omission and the induced answer becomes 1997/2, which then persists in subsequent steps with consistently high confidence. At this stage, both ACS (answer stability across steps) and CTS (confidence trend/level over recent steps) increase, indicating genuine convergence. Therefore, TRACE triggers early exit only after the answer stabilizes, reducing susceptibility to transient overconfidence while preserving reasoning capability.

**Takeaway.** This case study demonstrates that single-step confidence can exhibit transient overconfidence and fail to reflect true convergence. By requiring both (i) repeated agreement of induced answers across multiple steps and (ii) a consistent confidence trajectory, TRACE yields more reliable termination decisions than single-step baselines.

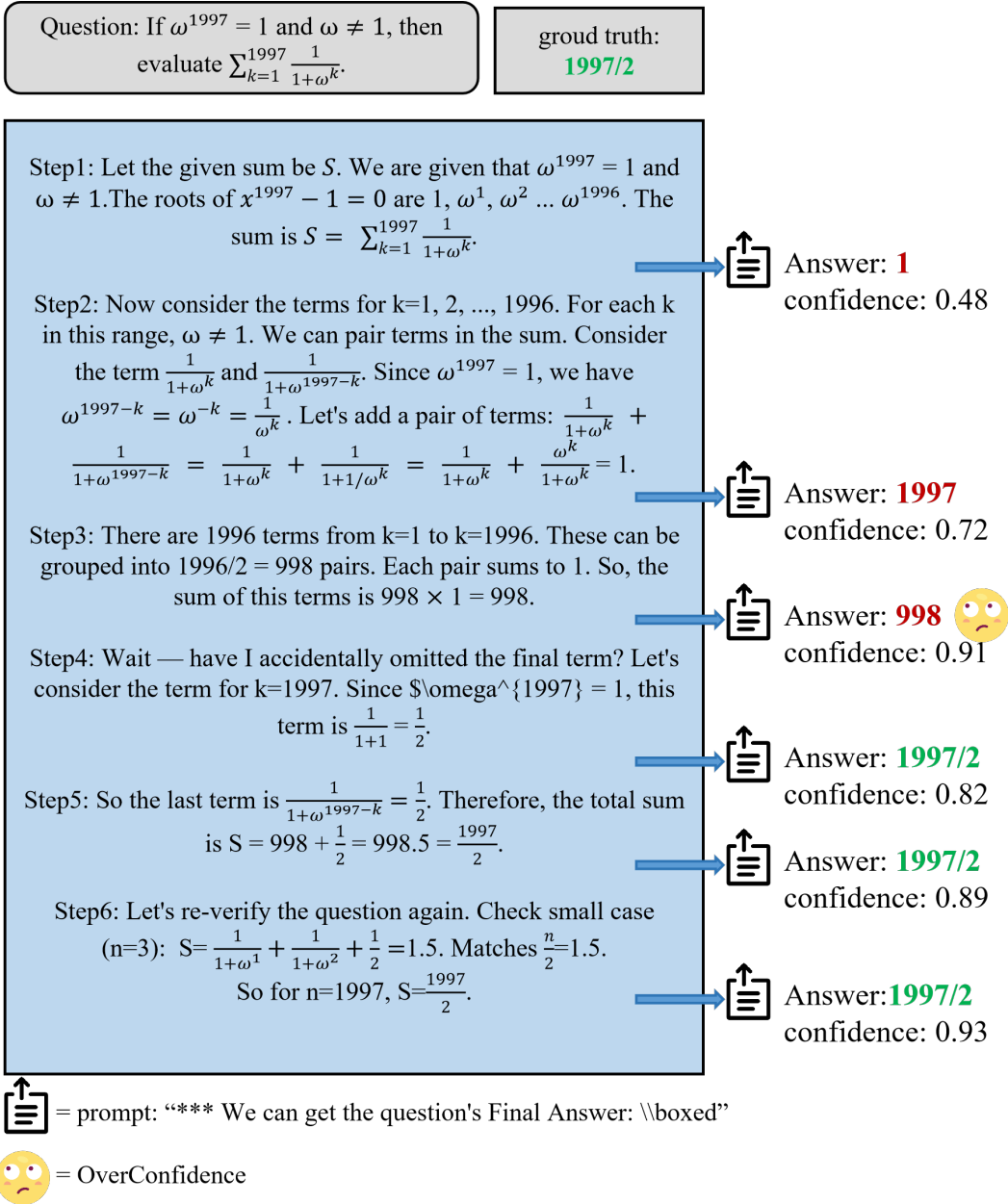


Figure 10: Illustration of a case study.

## D Additional Analysis: Stability Score Distribution

To further understand the behavior of TRACE, we analyze the distribution of the Stability Score under correct and incorrect predictions. Figure 11 shows kernel density estimates of the TRACE Stability Score across five math benchmarks, with solid curves corresponding to correct predictions and dashed curves to incorrect ones.

Across all datasets, correct predictions consistently concentrate in the high-score region (approximately 0.8 to 1.0), indicating that successful reasoning is typically accompanied by stable answers

and coherent confidence trajectories over multiple steps. In contrast, incorrect predictions exhibit broader distributions and place substantially more probability mass at lower scores. This suggests that reasoning failures are often associated with unstable intermediate answers or transient confidence patterns, which TRACE is designed to detect.

The degree of separation varies by dataset. On benchmarks such as MATH and AMC23, incorrect predictions rarely achieve very high stability scores, resulting in a clear gap between correct and incorrect distributions. For more challenging datasets, including AIME24, AIME25, and Olympiad Bench, the distributions partially overlap,

1006  
1007  
1008  
1009  
1010  
1011  
1012  
1013  
1014  
1015  
1016  
1017  
1018  
1019

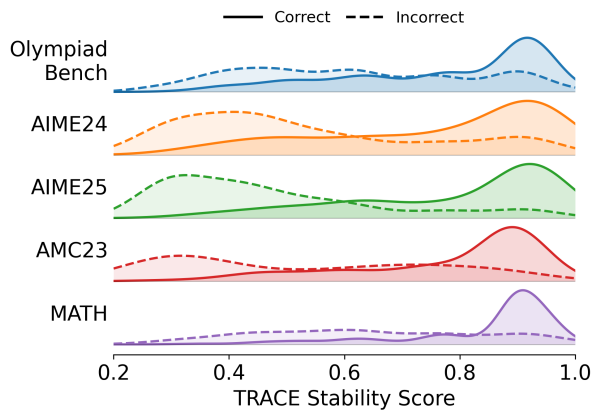


Figure 11: Kernel density estimates of TRACE Stability Score for correct (solid) and incorrect (dashed) predictions across multiple math benchmarks.

1020 reflecting cases where the model reaches a locally  
 1021 stable but ultimately incorrect conclusion. Never-  
 1022 theless, even in these settings, correct predictions  
 1023 remain strongly skewed toward higher stability val-  
 1024 ues.

1025 Overall, this analysis supports the use of a  
 1026 fixed termination threshold (e.g.,  $\tau = 0.8$ ) across  
 1027 datasets. Most correct predictions lie above the  
 1028 threshold, while a substantial fraction of incorrect  
 1029 predictions fall below it, enabling TRACE to termi-  
 1030 nate reliably only after the reasoning process has  
 1031 genuinely converged.