

No Universal Mechanism for Attention Sink in Transformers: Evidence from GPT-2

Anonymous ACL submission

Abstract

Transformers commonly exhibit an attention sink: disproportionately high attention to the first position. We study this behavior in GPT-2-style models with learned query biases and absolute positional embeddings. Combining analysis with targeted interventions, we find that the sink arises from the interaction among (i) a learned query bias, (ii) the first-layer transformation of the positional encoding and (iii) structure in the key projection. Together with observations of sinks in models without query biases or absolute positional embeddings (e.g., ALiBi), this indicates that attention sinks do not arise from a single universal mechanism but instead depend on architecture. These findings inform mitigation of attention sink, and motivate broader investigation of sink mechanisms across different architectures.

1 Introduction

Transformers (Vaswani et al., 2017) routinely display an *attention sink*: a persistent tendency to allocate disproportionate attention mass to early (often first) positions independent of semantic content (Xiao et al., 2024; Gu et al., 2025). The effect is robust across many language and vision architectures. It has been observed across training stages and hyperparameters (Gu et al., 2025; Guo et al., 2024), across model families and datasets (Xiao et al., 2024), and under diverse positional encodings—including absolute and learnable embeddings, ALiBi (Press et al., 2022), RoPE (Su et al., 2023), and even no explicit positional encodings (Gu et al., 2025). Similar sink-like patterns have also been reported in large multimodal systems and vision transformers (Kang et al., 2025; Wang et al., 2025; Feng and Sun, 2025). Together, these results indicate a robust, recurring phenomenon rather than a quirk of any single training recipe.

The practical stakes are significant. Attention sinks can reduce effective context use and lower ac-

curacy (Yu et al., 2024; Guo et al., 2024), aggravate numerical error and hinder quantization (Sun et al., 2024; Lin et al., 2024), and obscure interpretability by dominating attention maps (Guo et al., 2024). Understanding when sinks arise and how to control them is therefore directly relevant for model performance and interpretability.

We study the sink mechanistically in GPT-2-style Transformers with learned query biases and absolute positional embeddings (Radford et al., 2019). Combining descriptive measurements with targeted causal interventions, we tie the first-token sink to three interacting components: learned query bias, first-layer transformation of positional information (captured by effective positional encoding, EPE), and structure in the key projection. To establish causality, we pair each measurement with targeted interventions showing the sink weakens, disappears, or moves accordingly; additionally, when alternative explanations are plausible, we ablate them and find the sink persists, isolating the causal pathway.

Finally, we situate these findings within the broader ecosystem. Many popular architectures do not include the components our GPT-2 analysis identifies as central in this setting: they omit learned attention biases and use alternative positional schemes (for example ALiBi) instead of absolute embeddings, or even omit explicit positional encodings completely (NoPE) (Touvron et al., 2023; Chowdhery et al., 2022; Su et al., 2023; Press et al., 2022; Irie et al., 2019). Yet such models also robustly exhibit attention sinks (Gu et al., 2025; Xiao et al., 2024). Thus, the GPT-2 mechanism we uncover cannot account for their sinks. The behavior is robust across families, but the implementation pathway depends on architecture. This has two implications: first, attention sinks may play a fundamental computational role that arises irrespective of particular architectural choices. Second, effective mitigation should be

mechanism-aware rather than a one-size-fits-all approach.

2 Preliminaries

2.1 Attention mechanism

Let $X^{(i)} = [x_1^{(i)}, \dots, x_n^{(i)}]$ denote the input to attention layer i , where $x_t^{(i)} \in \mathbb{R}^d$ is the representation for position t (after LayerNorm). We denote projection matrices and biases by $W_q^{(i)}, W_k^{(i)}, W_v^{(i)} \in \mathbb{R}^{d \times d}$ and $b_Q^{(i)}, b_K^{(i)}, b_V^{(i)} \in \mathbb{R}^d$. Queries, keys, and values are: $q_t^{(i)} = x_t^{(i)} W_q^{(i)} + b_Q^{(i)}$, $k_t^{(i)} = x_t^{(i)} W_k^{(i)} + b_K^{(i)}$, and $v_t^{(i)} = x_t^{(i)} W_v^{(i)} + b_V^{(i)}$. Some architectures include biases (Zhang et al. (2022); Yang et al. (2024)), others omit them (Touvron et al. (2023); Dehghani et al. (2023); Chowdhery et al. (2022)).

For autoregressive generation, attention weights are $\alpha_{tj} = \text{softmax}_j(q_t^{(i)}(k_j^{(i)})^\top / \sqrt{d})$ where the softmax is over valid positions $j \leq t$. Multi-head attention divides the feature dimension across h heads, computing attention independently within each head’s subspace before concatenating outputs. For simplicity, our experiments treat W_k and b_Q in their original form prior to head-wise reshaping.

2.2 Positional encoding

Attention layers are not inherently order-aware; apart from masking-induced structure, they are invariant to input permutations. To address this, Transformers incorporate positional information through various schemes (Su et al. (2023), Press et al. (2022)). We focus on learned absolute positional encodings: a set of trainable vectors $\{p_i\}_{i=1}^L \subset \mathbb{R}^d$, where i is the token position and L is the sequence length. These are added to token embeddings e_i : $x_i^{(0)} = e_i + p_i$.

2.2.1 Effective positional encoding (EPE)

We define the *effective positional encoding* (EPE) for position i as $\text{EPE}_i = \text{MLP}^{(1)}(p_i) + p_i$, where $\text{MLP}^{(1)}$ is the first layer’s feed-forward network applied to raw positional encoding p_i . We term this “effective” because it captures the net positional signal emerging after first-layer transformation. Experimentally, adding EPE_i to the first layer’s output (when no positional encoding was initially provided) has roughly the same effect as adding p_i before the first layer, demonstrating that EPE_i represents the effective positional contribution (see section A.1 for details).

3 Methodology and Results

We first describe the mechanism underlying attention sinks in models with learnable query biases and absolute positional encodings. Then, we provide evidence through experimental analyses and causal interventions.

Throughout, we use the sentence "It was the best of times, it was the worst of times, it was the age of wisdom." ¹ as input, but results are similar for nearly any sentence of this length (see more examples in section C)

3.1 The Mechanism behind Attention Sinks

Consider layer i . Before softmax, the attention score from source position t to target position j is $s_{t \rightarrow j}^{(i)} = q_t^{(i)}(k_j^{(i)})^\top$, with $q_t^{(i)} = x_t^{(i)} W_q^{(i)} + b_Q^{(i)}$ and $k_j^{(i)} = x_j^{(i)} W_k^{(i)} + b_K^{(i)}$. Expanding gives

$$s_{t \rightarrow j}^{(i)} = (x_t^{(i)} W_q^{(i)})(x_j^{(i)} W_k^{(i)})^\top + (x_t^{(i)} W_q^{(i)}) b_K^{(i)\top} + (b_Q^{(i)})(x_j^{(i)} W_k^{(i)})^\top + (b_Q^{(i)}) b_K^{(i)\top}.$$

The third term, $\Delta_j^{(i)} \triangleq b_Q^{(i)} W_k^{(i)\top} x_j^{(i)\top}$, is a token-specific, source-agnostic shift: it raises or lowers the score for *all* sources t toward the same target j . This term represents the projection of token j ’s representation onto the direction $b_Q^{(i)} W_k^{(i)\top}$. We find that this bias term for the first token, $\Delta_1^{(i)}$, is conspicuously large in most deep layers, creating a strong prior to attend to position 1. The underlying reason for the large $\Delta_1^{(i)}$ is the effective positional encoding EPE_1 . EPE_1 has very large absolute values on a small set of coordinates (a phenomenon called *massive activations* (Sun et al., 2024)) which are exactly those coordinates where $b_Q^{(i)} W_k^{(i)\top}$ has the largest magnitude in almost all layers. This co-adaptation enables EPE_1 to dramatically amplify $\Delta_1^{(i)}$, yielding an attention sink at the first position.

3.2 Empirical Validation

We validate our proposed mechanism through three complementary analyses on GPT-2 (more detail in section B), followed by causal interventions that confirm the necessity of each component described in section 3.1. In section 3.2.1 we show that $\Delta_1^{(i)}$ is conspicuously large relative to other positions across multiple layers. We then investigate its underlying cause and show in section 3.2.2 that

¹From "A Tale of Two Cities" by Charles Dickens, published in 1859.

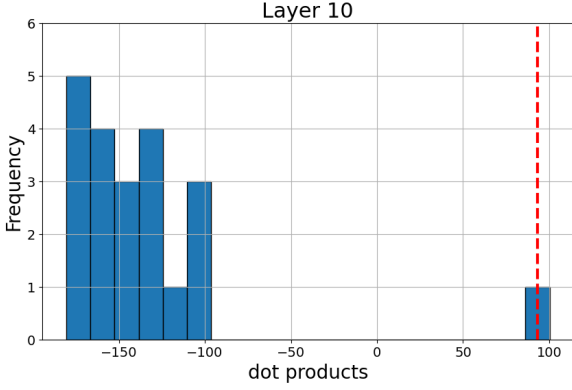


Figure 1: Distribution of bias terms $\Delta_j^{(10)}$ across positions. The first-position term $\Delta_1^{(10)}$ (red) centers at ≈ 100 , while all other positions (blue) center at ≈ -140 , demonstrating a learned preference for the first token.

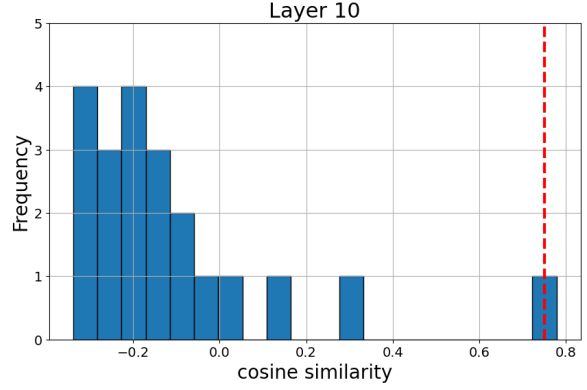


Figure 2: Cosine similarity between query bias $b_Q^{(10)}$ and $EPE_1 W_k^{(10)}$. $EPE_1 W_k^{(10)}$ (red) shows strong positive alignment (≈ 0.7), while other positions (blue) cluster near -0.1 .

$EPE_1 W_k^{(i)}$ exhibits strong alignment with vector $b_Q^{(i)}$ in deep layers. In section 3.2.3 we establish that EPE_1 exhibits massive activations precisely at coordinates where the bias projection $b_Q^{(i)} W_k^{(i)\top}$ has high magnitude. Finally, in section 3.2.4 we use causal interventions to verify that disrupting any component abolishes the sink while transplanting components transfers it to new positions.

3.2.1 Bias Term Magnitude Analysis

First, we verify that $\Delta_j^{(i)} \triangleq b_Q^{(i)} W_k^{(i)\top} x_j^{(i)\top}$ is anomalously large for position 1. Histograms of $\Delta_j^{(i)}$ across positions j show $\Delta_1^{(i)}$ as a consistent distinct outlier. fig. 1 shows this for layer 10, where $\Delta_1^{(i)}$ substantially exceeds other positions (results across all layers are in Appendix A.2).

3.2.2 EPE-Bias Projection Alignment

Having established the magnitude of $\Delta_1^{(i)}$, we investigate its underlying cause. Since $x_1^{(i)}$ contains both token and positional information, it remains to disentangle which of the two is responsible for the large $\Delta_1^{(i)}$. To that end, we examine alignment between $EPE_1 W_k^{(i)}$ and query bias $b_Q^{(i)}$. fig. 2 shows $EPE_1 W_k^{(10)}$ strongly aligns with $b_Q^{(10)}$, while other positions cluster near zero (full results for all layers are in Appendix A.3).

3.2.3 Coordinate-Level Structural Analysis

Massive coordinates of EPE_1 should coincide with coordinates favored by the bias projection. Let $\gamma^{(i)} = b_Q^{(i)} W_k^{(i)\top} \in \mathbb{R}^d$; its entry $\gamma^{(i)}[d]$ measures coordinate d 's contribution to source-agnostic shift

Layer	Baseline (rand)	$d=138$	$d=447$
layer 7	1.12 ± 2.701	12.453	18.17
layer 9	1.23 ± 3.225	17.846	26.014
layer 11	1.403 ± 4.002	27.547	27.691

Table 1: $\gamma^{(i)} = b_Q^{(i)} W_k^{(i)\top}$ at coordinates where EPE_1 has massive activations (dims 138, 447) versus the baseline mean \pm two standard deviations across all coordinates. The massive- EPE_1 coordinates consistently exceed the baseline by wide margins, demonstrating that EPE_1 is irregularly large precisely where the bias projection has strong influence.

$\Delta_j^{(i)}$. We identify coordinates with conspicuously large absolute values in EPE_1 (see Appendix A.4 for details). For each such coordinate d , we compare $|\gamma^{(i)}[d]|$ against other rows. table 1 shows massive coordinates ($d=138, 447$) substantially exceed baseline, confirming EPE_1 is large exactly where bias projection is large (full results for all layers are in Appendix A.5).

3.2.4 Causal Interventions

To establish causality beyond correlation, we perform targeted interventions on each mechanism component during forward passes to test necessity (removing a component) and sufficiency (transplanting it) of each component. Full intervention results across all layers are provided in Appendix A.6.

- **Intervention 1 — Nullify b_Q (query bias is necessary).** Set b_Q to zero; the sink substantially diminishes (fig. 3b), showing that b_Q is necessary for the large first-token contribution.
- **Intervention 2 — Replace EPE_1 (specificity of**

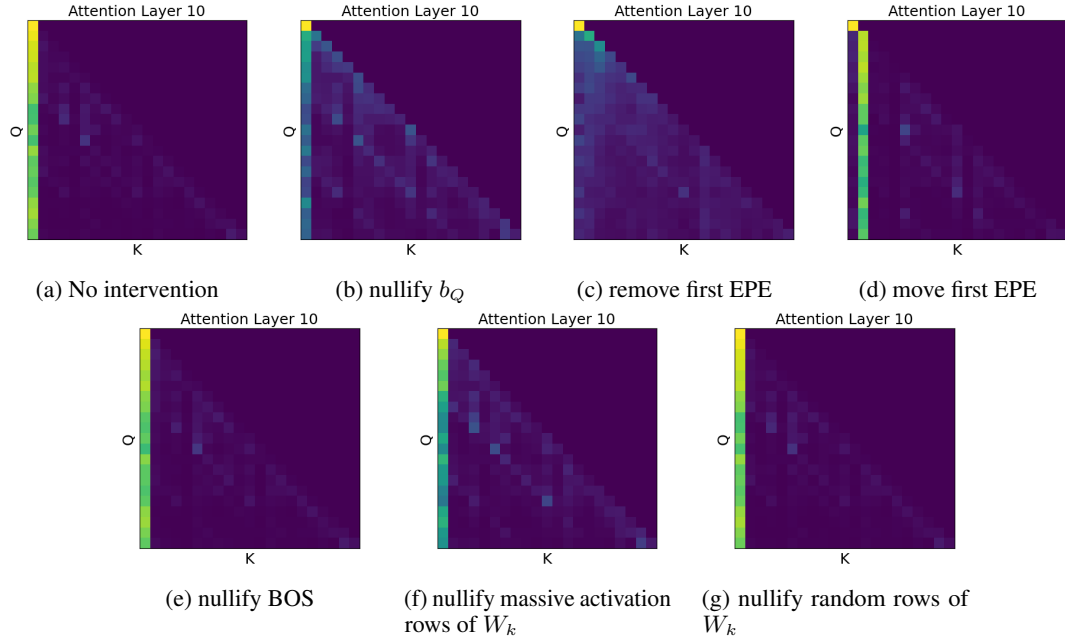


Figure 3: Comparison of attention maps under different interventions. (a) no intervention; (b) intervention 1: nullify b_Q ; (c) intervention 2: remove the learned EPE at position 1 and add a different EPE (the second); (d) intervention 3: transplant the learned EPE to another position (the second). (e) intervention 4: nullify BOS token embedding. (f) intervention 5: nullify massive activation rows of W_k . (g) nullify random rows of W_k .

the positional signal). Swap EPE_1 with another position’s EPE; the first-position sink disappears (fig. 3c), indicating that EPE_1 is critical to induce a sink.

- **Intervention 3 — Moving EPE_1 induces a sink at the new token (sufficiency).** We transplant EPE_1 from position 1 to position 2 (and give position 1 a different EPE). A strong sink forms at position 2 (fig. 3d), demonstrating that EPE_1 is sufficient to elicit a sink at the new location.
- **Intervention 4 — BOS token does not drive the sink.** We zero the BOS token embedding before adding positional signals. The sink persists (fig. 3e), ruling out the embedding of the BOS token as a main driver of the sink.
- **Intervention 5 — Zero W_k at bias-projection coordinates (structural pathway is necessary).** Zero W_k rows at massive- EPE_1 coordinates compared to zeroing W_k rows at random coordinates; only the prior case substantially reduces the sink (fig. 3f, fig. 3g), confirming that these specific coordinates are core drivers for translating EPE_1 into the attention bias.

4 Conclusions

Attention sinks are robust across Transformer architectures and modalities, but mechanisms dif-

fer by architecture. In GPT-2–style models, we identify a concrete implementation pathway: interaction between (i) a learned query bias, (ii) the first-layer transformation of positional information, and (iii) structure in the key projection. Crucially, this circuit cannot account for sinks in architectures lacking these components—models without learned query biases or that use alternative positional schemes (ALiBi, or no positional encodings)—yet these also exhibit attention sinks. This implies that while attention sinks are robust as a phenomenon, they are not governed by a single universal mechanism.

Implications The lack of a single universal mechanism hints that when a pathway exist, training reliably discovers a circuit that implement the sink behavior. This has important implications for both understanding and controlling these phenomena. First, it suggests that attention sinks may serve a fundamental computational role that emerges regardless of specific architectural choices. Second, it indicates that effective mitigation strategies must be mechanism-aware. Naive interventions targeting individual components will likely fail, as optimization can compensate through alternative pathways. Instead, successful approaches must either address the computational pressures that drive sink formation, or develop architecture-specific interventions.

277
278
279
280
281
282
283
284
285
286
287
288
289
290
291
292
293
294
295
296
297
298
299
300
301
302
303
304
305
306
307
308
309
310
311
312
313
314
315
316
317
318
319
320
321
322
323
324
325
326
327

5 Limitations

5.1 Scope across architectures and scales

Our analyses focus on a GPT-2–style model with learned query biases and absolute positional encodings. The broader Transformer ecosystem includes architectures that omit such biases or use alternative positional schemes (e.g., RoPE, ALiBi). While we do show that the same circuit can not form in those settings, we leave the investigation of specific mechanisms that do form in these models to future work. In addition, GPT-2 is small by contemporary standards; with scale, the mechanism could strengthen, fragment into multiple pathways, or be replaced by different circuits.

5.2 Mechanism vs. function

Our contribution is mechanistic: we explain *how* an attention sink can be implemented in the studied architecture. We do not claim a definitive functional rationale for *why* such a sink is beneficial or harmful across tasks. Establishing the downstream utility or cost of the sink, and the conditions under which it is selected by optimization, is left for future work.

References

Aakanksha Chowdhery, Sharan Narang, Jacob Devlin, Maarten Bosma, Gaurav Mishra, Adam Roberts, Paul Barham, Hyung Won Chung, Charles Sutton, Sebastian Gehrmann, Parker Schuh, Kensen Shi, Sasha Tsvyashchenko, Joshua Maynez, Abhishek Rao, Parker Barnes, Yi Tay, Noam Shazeer, Vinodkumar Prabhakaran, and 48 others. 2022. [Palm: Scaling language modeling with pathways](#). *Preprint*, arXiv:2204.02311.

Mostafa Dehghani, Josip Djolonga, Basil Mustafa, Piotr Padlewski, Jonathan Heek, Justin Gilmer, Andreas Steiner, Mathilde Caron, Robert Geirhos, Ibrahim Alabdulmohsin, Rodolphe Jenatton, Lucas Beyer, Michael Tschannen, Anurag Arnab, Xiao Wang, Carlos Riquelme, Matthias Minderer, Joan Puigcerver, Utku Evci, and 23 others. 2023. [Scaling vision transformers to 22 billion parameters](#). *Preprint*, arXiv:2302.05442.

Wenfeng Feng and Guoying Sun. 2025. [Edit: Enhancing vision transformers by mitigating attention sink through an encoder-decoder architecture](#). *Preprint*, arXiv:2504.06738.

Xiangming Gu, Tianyu Pang, Chao Du, Qian Liu, Fengzhuo Zhang, Cunxiao Du, Ye Wang, and Min Lin. 2025. [When attention sink emerges in language models: An empirical view](#). *Preprint*, arXiv:2410.10781.

Tianyu Guo, Druv Pai, Yu Bai, Jiantao Jiao, Michael I. Jordan, and Song Mei. 2024. [Active-dormant attention heads: Mechanistically demystifying extreme-token phenomena in llms](#). *Preprint*, arXiv:2410.13835. 328
329
330
331
332

Kazuki Irie, Albert Zeyer, Ralf Schlüter, and Hermann Ney. 2019. [Language modeling with deep transformers](#). In *Interspeech 2019*. ISCA. 333
334
335

Seil Kang, Jinyeong Kim, Junhyeok Kim, and Seong Jae Hwang. 2025. [See what you are told: Visual attention sink in large multimodal models](#). *ArXiv*, abs/2503.03321. 336
337
338
339

Haokun Lin, Haobo Xu, Yichen Wu, Jingzhi Cui, Yingtao Zhang, Linzhan Mou, Linqi Song, Zhenan Sun, and Ying Wei. 2024. [Duquant: Distributing outliers via dual transformation makes stronger quantized llms](#). *Preprint*, arXiv:2406.01721. 340
341
342
343
344

Ofir Press, Noah A. Smith, and Mike Lewis. 2022. [Train short, test long: Attention with linear biases enables input length extrapolation](#). *Preprint*, arXiv:2108.12409. 345
346
347
348

Alec Radford, Jeffrey Wu, Rewon Child, David Luan, Dario Amodei, and Ilya Sutskever. 2019. [Language models are unsupervised multitask learners](#). Technical report, OpenAI. 349
350
351
352

Jianlin Su, Yu Lu, Shengfeng Pan, Ahmed Murtadha, Bo Wen, and Yunfeng Liu. 2023. [Roformer: Enhanced transformer with rotary position embedding](#). *Preprint*, arXiv:2104.09864. 353
354
355
356

Mingjie Sun, Xinlei Chen, J. Zico Kolter, and Zhuang Liu. 2024. [Massive activations in large language models](#). *Preprint*, arXiv:2402.17762. 357
358
359

Hugo Touvron, Louis Martin, Kevin Stone, Peter Albert, Amjad Almahairi, Yasmine Babaei, Nikolay Bashlykov, Soumya Batra, Prajjwal Bhargava, Shruti Bhosale, Dan Bikel, Lukas Blecher, Cristian Canton Ferrer, Moya Chen, Guillem Cucurull, David Esiobu, Jude Fernandes, Jeremy Fu, Wenyin Fu, and 49 others. 2023. [Llama 2: Open foundation and fine-tuned chat models](#). *Preprint*, arXiv:2307.09288. 360
361
362
363
364
365
366
367

Ashish Vaswani, Noam Shazeer, Niki Parmar, Jakob Uszkoreit, Llion Jones, Aidan N. Gomez, Lukasz Kaiser, and Illia Polosukhin. 2017. [Attention is all you need](#). *Preprint*, arXiv:1706.03762. 368
369
370
371

Yining Wang, Mi Zhang, Junjie Sun, Chenyue Wang, Min Yang, Hui Xue, Jialing Tao, Ranjie Duan, and Jiexi Liu. 2025. [Mirage in the eyes: Hallucination attack on multi-modal large language models with only attention sink](#). *Preprint*, arXiv:2501.15269. 372
373
374
375
376

Guangxuan Xiao, Yuandong Tian, Beidi Chen, Song Han, and Mike Lewis. 2024. [Efficient streaming language models with attention sinks](#). *Preprint*, arXiv:2309.17453. 377
378
379
380

381 An Yang, Baosong Yang, Binyuan Hui, Bo Zheng,
 382 Bowen Yu, Chang Zhou, Chengpeng Li, Chengyuan
 383 Li, Dayiheng Liu, Fei Huang, Guanting Dong, Hao-
 384 ran Wei, Huan Lin, Jialong Tang, Jialin Wang, Jian
 385 Yang, Jianhong Tu, Jianwei Zhang, Jianxin Ma, and
 386 43 others. 2024. [Qwen2 technical report](#). *Preprint*,
 387 arXiv:2407.10671.

388 Zhongzhi Yu, Zheng Wang, Yonggan Fu, Huihong
 389 Shi, Khalid Shaikh, and Yingyan Celine Lin.
 390 2024. [Unveiling and harnessing hidden attention
 391 sinks: Enhancing large language models without
 392 training through attention calibration](#). *Preprint*,
 393 arXiv:2406.15765.

394 Susan Zhang, Stephen Roller, Naman Goyal, Mikel
 395 Artetxe, Moya Chen, Shuohui Chen, Christopher De-
 396 wan, Mona Diab, Xian Li, Xi Victoria Lin, Todor Mi-
 397 haylov, Myle Ott, Sam Shleifer, Kurt Shuster, Daniel
 398 Simig, Punit Singh Koura, Anjali Sridhar, Tianlu
 399 Wang, and Luke Zettlemoyer. 2022. [Opt: Open
 400 pre-trained transformer language models](#). *Preprint*,
 401 arXiv:2205.01068.

402 A Further Experiments

403 A.1 Effective positional encoding 404 demonstration

405 In this section, we illustrate that EPE_i roughly cap-
 406 tures the net positional signal that is added to the
 407 input after the first layer’s transformation when
 408 adding the positional encoding p_i to the input $x_i^{(0)}$.
 409 To that end, we define an approximation of the
 410 result of processing the input by the first MLP:
 411 $R_i := x_i^{(0)} + MLP^{(1)}(x_i^{(0)})$. We then define the
 412 input without positional information $e_i := x_i^{(0)} - p_i$,
 413 and the result of processing the input without the
 414 positional information: $O_i = e_i + MLP^{(1)}(e_i)$.
 415 We then compare EPE_i to the difference $R_i - O_i$,
 416 computing the cosine similarity for each token i .
 417 This directly measures whether the incremental
 418 contribution caused by adding p_i aligns in direc-
 419 tion with EPE_i . The results range between 0.828
 420 at the lowest and 0.997 at the highest (fig. 4). These
 421 similarities are very high, indicating that EPE_i rep-
 422 represents the effective contribution of positional infor-
 423 mation after being processed through the network’s
 424 initial transformations.

425 A.2 Bias Term Magnitude Across All Layers

426 This section reproduces the bias-term magnitude
 427 analysis from section 3.2.1 across all layers: we
 428 plot the distribution of $\Delta_j^{(i)} \triangleq b_Q^{(i)} W_k^{(i)\top} x_j^{(i)\top}$,
 429 across positions for each layer (cf. fig. 1). In most
 430 layers, the first-position term $\Delta_1^{(i)}$ is a conspicu-
 431 ous outlier, indicating a strong prior to attend to
 432 position 1 (see fig. 6).

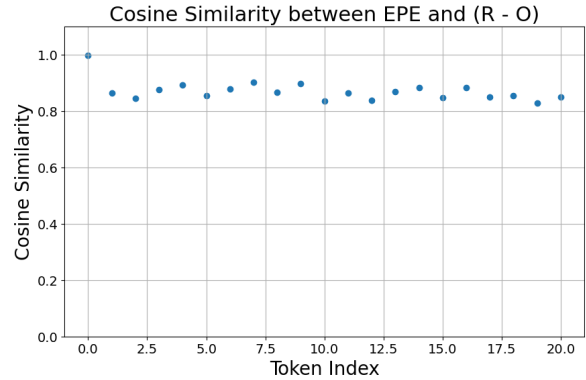


Figure 4: Cosine similarity between EPE_i and the dif-
 ference $R_i - O_i$ for each token i in the input.

433 A.3 EPE-Bias Alignment Across All Layers

434 This section repeats the alignment analysis from
 435 section 3.2.2: for each layer i and position j we
 436 compute $\cos(b_Q^{(i)}, EPE_j W_k^{(i)})$, highlighting position
 437 1. In most layers, position 1 shows strong posi-
 438 tive alignment while other positions do not (see
 439 fig. 7).

440 A.4 Identifying Massive Activations in 441 First-Position EPE

442 This section explains how we identify coordinates
 443 with unusually large absolute values in EPE_1 . We
 444 select coordinates whose absolute values exceed
 445 the mean absolute value by at least three standard
 446 deviations; in our model this criterion selects in-
 447 dices 138, 378 and 447. Elements at these indices
 448 are clear outliers, each more than 15 standard de-
 449 viations away from the mean. Each such selected di-
 450 mension exhibits the coordinate-level phenomenon
 451 described in section 3.2.3 (i.e., large $|\gamma^{(i)}[d]|$ and
 452 a strong contribution to the source-agnostic shift).
 453 See fig. 5 for a visualization of EPE_1 . It is clear
 454 visually that coordinates 138, 378, and 447 have
 455 conspicuously larger norms than other indices.

456 A.5 Coordinate-Level Alignment Across All 457 Layers

458 This section tabulates $\gamma^{(i)} = b_Q^{(i)} W_k^{(i)\top}$ at coordi-
 459 nates where $|EPE_1|$ is conspicuously large, mirror-
 460 ing the coordinate-level analysis in section 3.2.3.
 461 Values are compared against the baseline mean \pm
 462 two standard deviations across all coordinates (see
 463 table 2).

464 A.6 Intervention Results Across All Layers

465 This section reproduces the intervention analyses
 466 from section 3.2.4 across all layers, including the

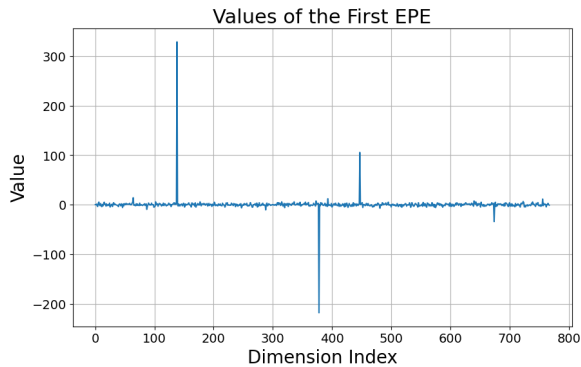


Figure 5: Coordinate values of EPE_1 for the first token (replicating the distribution described in section 3.2.3). Most coordinates are near zero; a small set exhibits extremely large magnitudes (“massive activations”).

Layer	Baseline	$d=138$	$d=447$
layer 1	4.47 ± 22.226	12.116	11.064
layer 2	2.8 ± 6.62	8.065	24.468
layer 3	1.717 ± 5.826	10.178	23.047
layer 4	1.657 ± 5.02	18.199	17.149
layer 5	1.561 ± 4.618	3.072	23.854
layer 6	0.86 ± 1.59	5.644	6.142
layer 8	1.404 ± 3.546	19.806	28.01
layer 10	1.313 ± 3.618	23.131	28.42
layer 12	1.145 ± 2.65	4.5	13.59

Table 2: $\gamma^{(i)} = b_Q^{(i)} W_k^{(i)\top}$ at coordinates where EPE_1 has massive activations (dims 138, 447) versus the baseline mean \pm two standard deviations across all coordinates. Massive- EPE_1 coordinates consistently exceed the baseline, indicating that EPE_1 is irregularly large precisely where the bias projection is large.

baseline and five targeted interventions. Each subsection mirrors the corresponding main-text figure and shows the layer-wise attention maps.

A.6.1 Baseline: No Intervention

We show attention maps with no intervention (cf. fig. 3a), demonstrating the prevalence of the first-position sink across layers (see fig. 8).

A.6.2 Intervention 1: Nullifying Query Bias

We zero b_Q (cf. fig. 3b), which substantially diminishes the sink across layers.

A.6.3 Intervention 2: Replacing First Position EPE

We swap EPE_1 with another position’s EPE (cf. fig. 3c), which removes the first-position sink.

A.6.4 Intervention 3: Transplanting EPE to New Position

We transplant EPE_1 from position 1 to 2 (cf. fig. 3d), which induces a sink at position 2.

A.6.5 Intervention 4: Nullifying BOS Token

We zero the BOS token embedding prior to adding positional signals (cf. fig. 3e); the sink persists.

A.6.6 Intervention 5: Nullifying Massive Activation Coordinates

We zero W_k rows at massive- EPE_1 coordinates (cf. fig. 3f), which reduces the sink far more than zeroing random rows.

A.6.7 Intervention 5 Control: Nullifying Random Coordinates

As a control, we zero an equal number of random W_k rows (cf. fig. 3g); the sink largely remains.

B Model Details

All experiments used the pretrained GPT-2 checkpoint from the Hugging Face Hub (model id gpt2), which corresponds to the 124M-parameter GPT-2 released by OpenAI (License: MIT). The checkpoint comprises the model weights (e.g. pytorch_model.bin or pytorch_model.safetensors), the model configuration (config.json), and the tokenizer files (e.g. vocab.json, merges.txt, tokenizer_config.json).

C Figures for Additional Sentences

In this section we replicate the three main-text visualizations which are input-dependent for five additional sentences. For each sentence, we include:

(1) bias-term distribution (analog of fig. 1); (2) EPE–bias alignment (analog of fig. 2); and (3) interventions comparison (analog of fig. 3). We don't plot the coordinate-level table (analog of table 1) since these are not input-dependent. For each sentence we also plot the cosine similarity between the net positional signal that is added to the input after first layer transformation when adding positional information and the EPE (analog of fig. 4 from Appendix A.1).

C.1 Sentence 1

We plot the figures in the main text for the sentence "My name is Ozymandias, King of Kings: Look on my works, ye Mighty, and despair!"². For an analogous figure to fig. 1 see fig. 16. For an analogous figure to fig. 2 see fig. 17. For an analogous interventions panel to fig. 3 see fig. 15. For an analogous figure to fig. 4 see fig. 30.

C.2 Sentence 2

We plot the figures in the main text for the sentence "He who controls the past controls the future. He who controls the present controls the past.". For an analogous figure to fig. 1 see fig. 19. For an analogous figure to fig. 2 see fig. 20. For an analogous interventions panel to fig. 3 see fig. 18. For an analogous figure to fig. 4 see fig. 31.

C.3 Sentence 3

We plot the figures in the main text for the sentence "After hours of intense negotiation and detailed review, both parties finally agreed on the crucial terms and signed the comprehensive contract documentation.". For an analogous figure to fig. 1 see fig. 22. For an analogous figure to fig. 2 see fig. 23. For an analogous interventions panel to fig. 3 see fig. 21. For an analogous figure to fig. 4 see fig. 32.

C.4 Sentence 4

We plot the figures in the main text for the sentence "I need to buy groceries, including milk, bread, and some fresh vegetables for dinner tonight.". For an analogous figure to fig. 1 see fig. 25. For an analogous figure to fig. 2 see fig. 26. For an analogous interventions panel to fig. 3 see fig. 24. For an analogous figure to fig. 4 see fig. 33.

C.5 Sentence 5

We plot the figures in the main text for the sentence "Please confirm the exact delivery address and en-

sure someone is available to sign for the package this afternoon.". For an analogous figure to fig. 1 see fig. 28. For an analogous figure to fig. 2 see fig. 29. For an analogous interventions panel to fig. 3 see fig. 27. For an analogous figure to fig. 4 see fig. 34.

²From Percy Bysshe Shelley's 1818 sonnet Ozymandias.

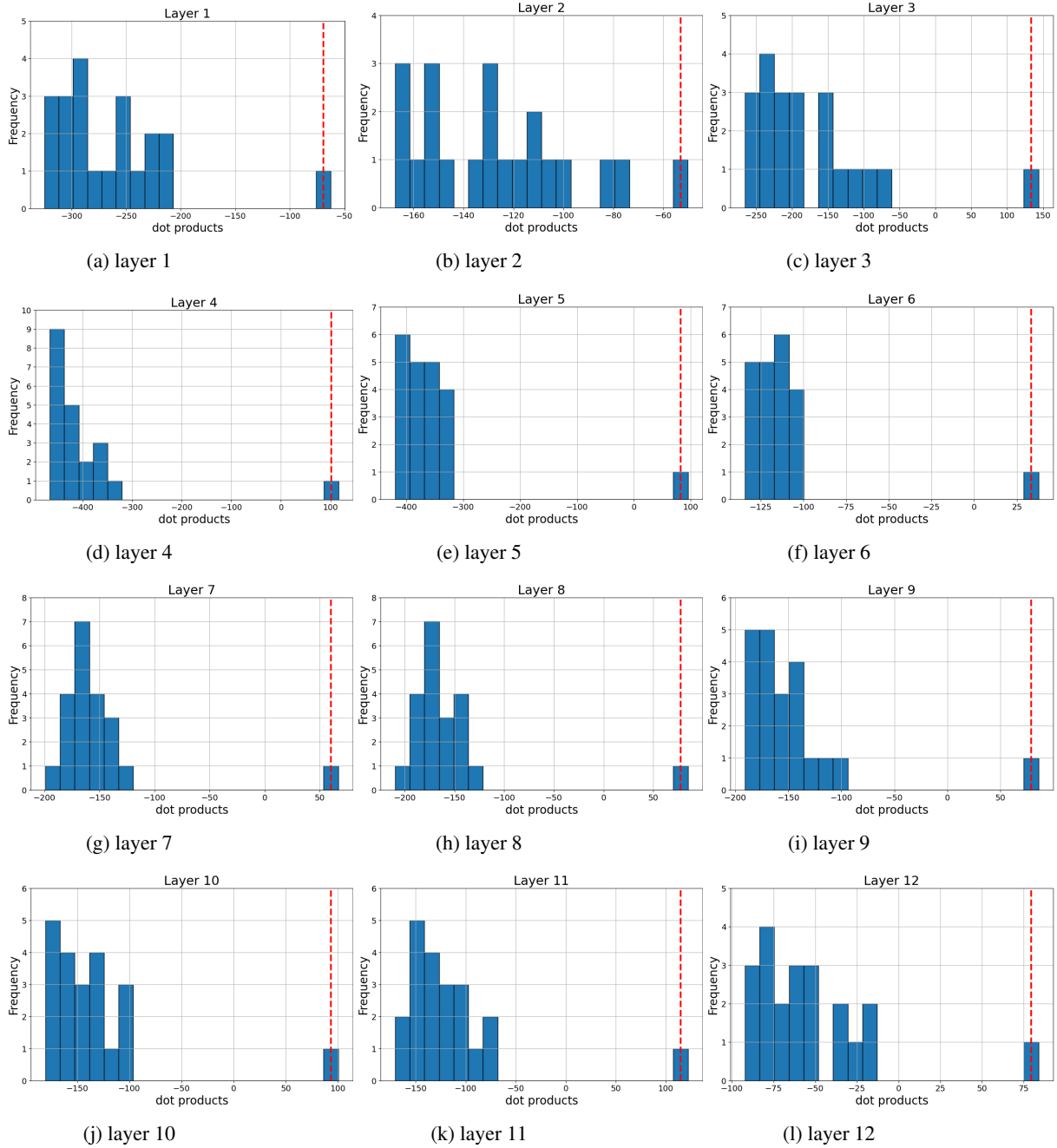


Figure 6: Bias-term distributions Δ_j across positions j for each layer i (replicating fig. 1). Red denotes the first-position term $\Delta_1^{(i)}$; blue denotes all other positions. In most layers, the red distribution is shifted far to the right, evidencing an anomalously large first-position bias.

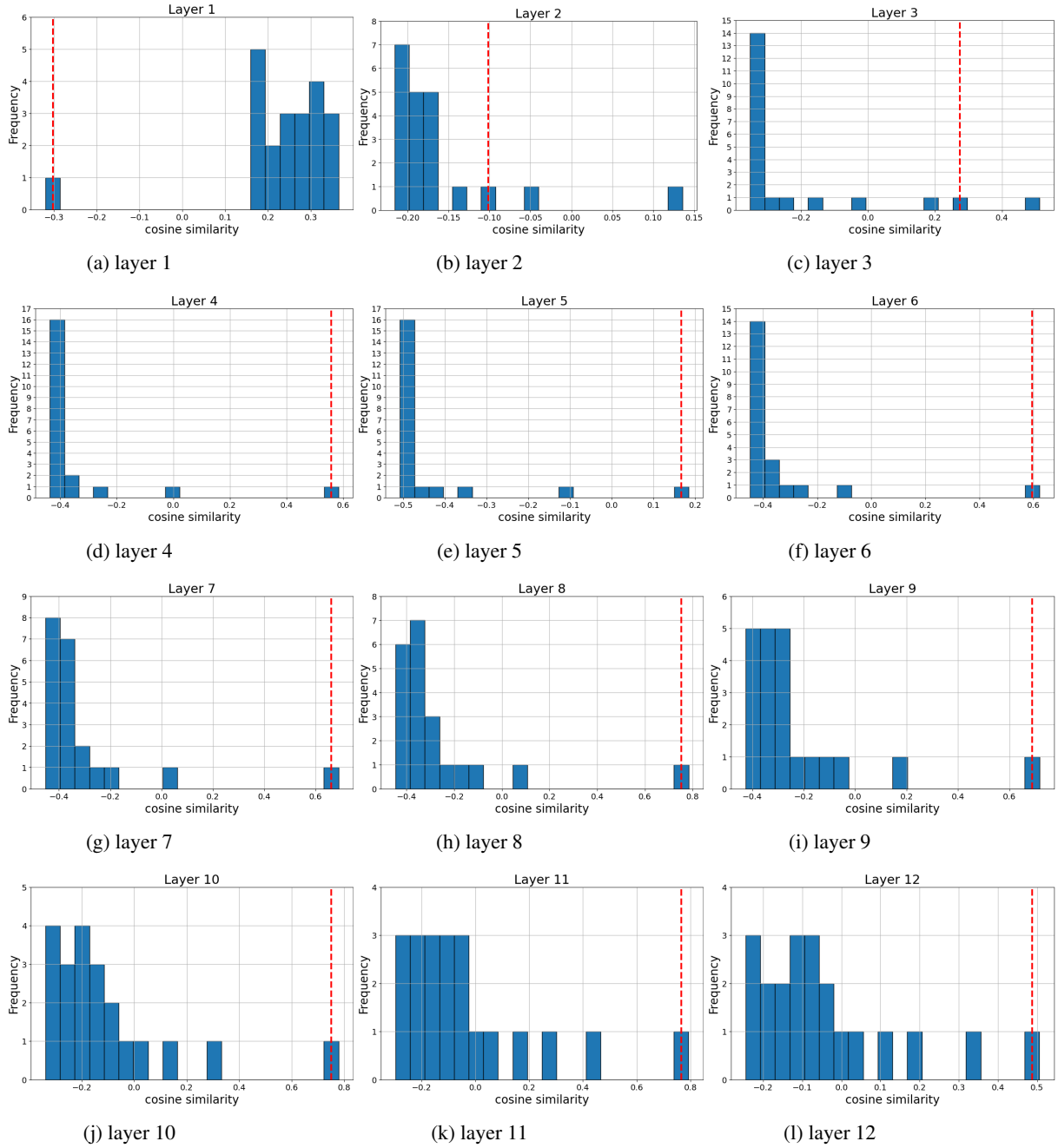


Figure 7: Cosine similarity between the query bias and EPE-projected keys across layers and positions (replicating fig. 2). For each layer i and position j , we plot $\cos(b_Q^{(i)}, \text{EPE}_j W_k^{(i)})$. Red marks position $j=1$; blue marks all other positions. Position 1 shows strong positive alignment while other positions do not, indicating that $\text{EPE}_1 W_k^{(i)}$ is specifically aligned with $b_Q^{(i)}$.

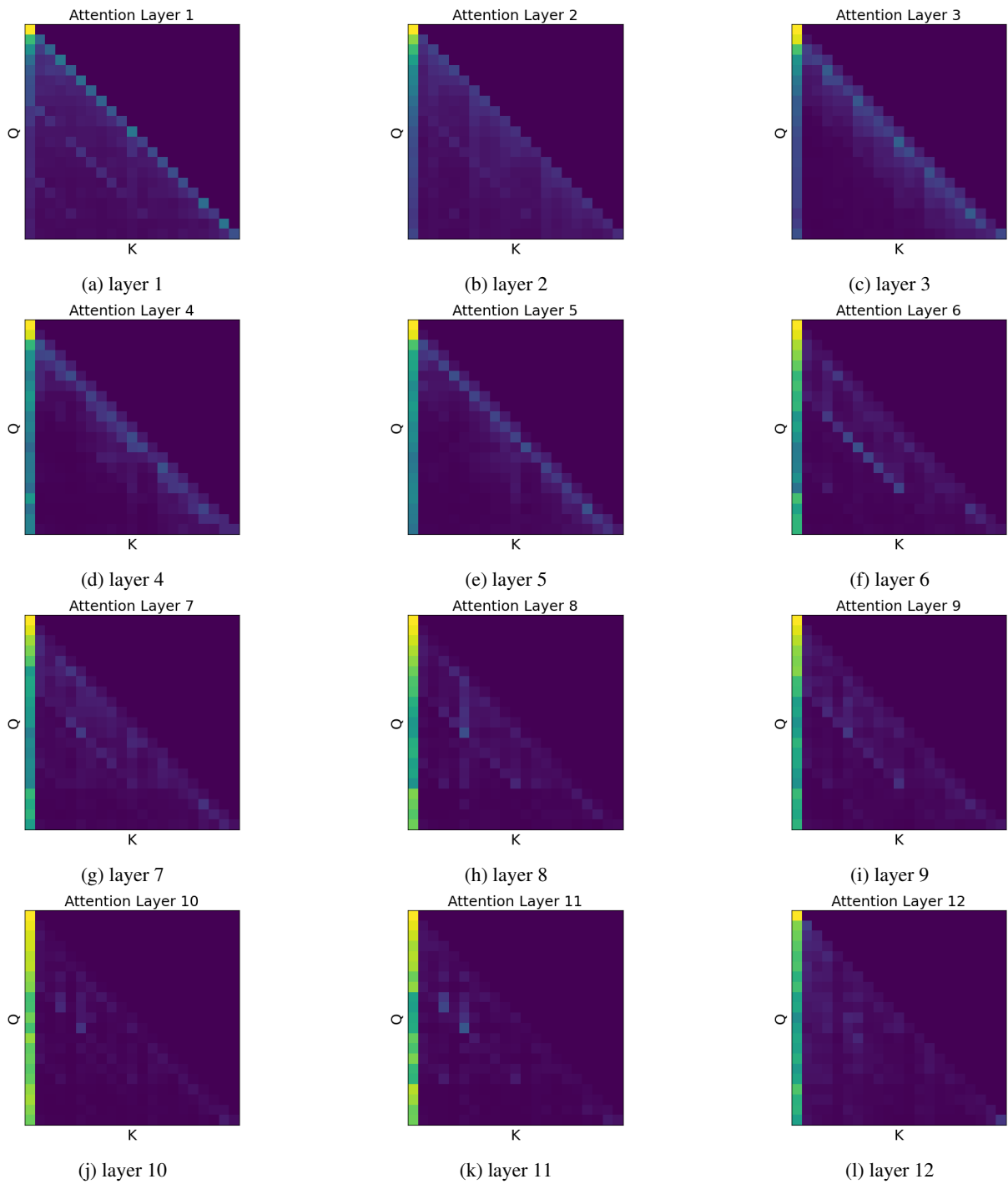


Figure 8: Attention maps for all layers with no intervention (replicating fig. 3a). A prominent first-position sink is visible in most layers.

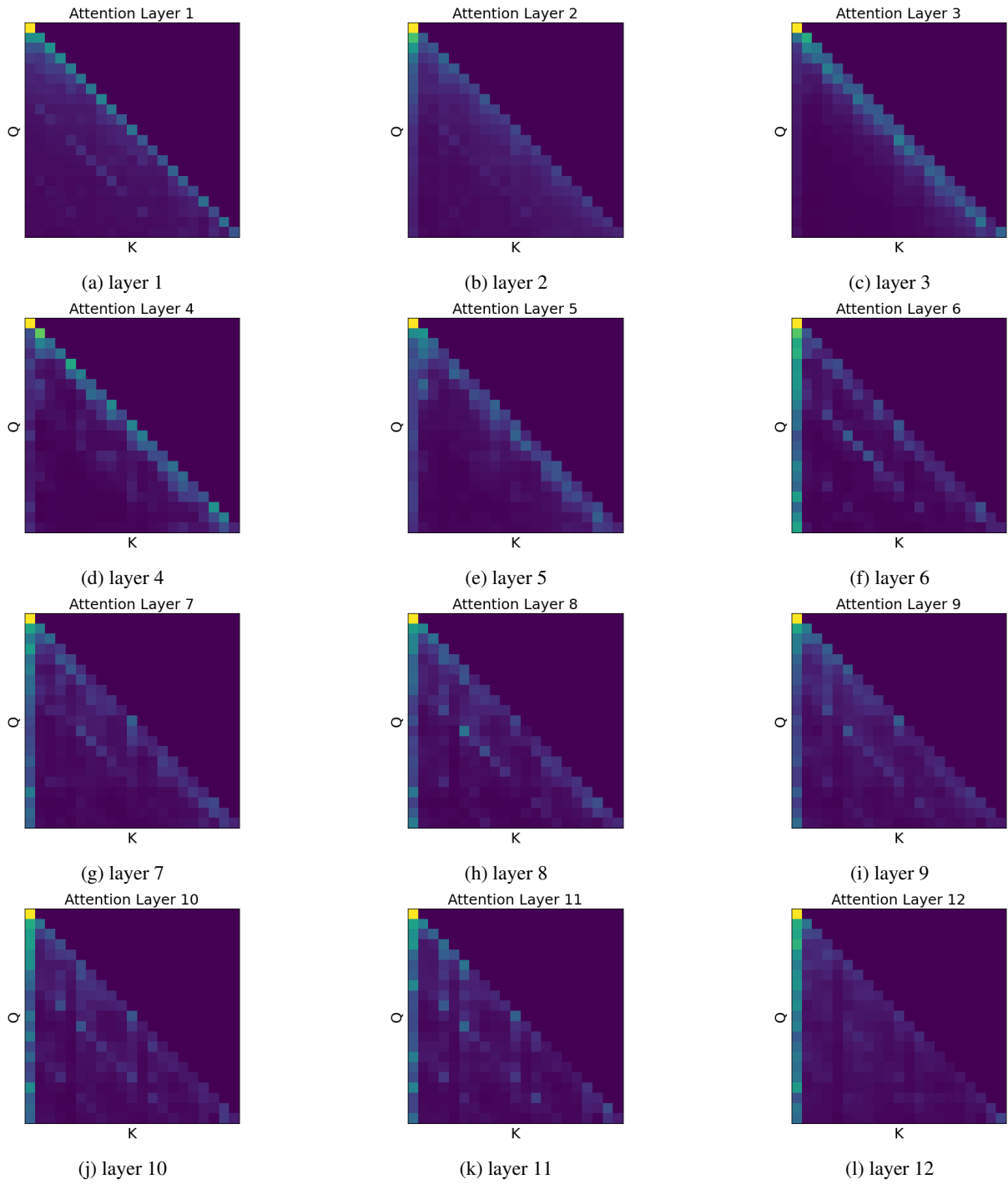


Figure 9: Attention maps for all layers with b_Q set to zero (replicating fig. 3b). The sink is substantially reduced across layers.

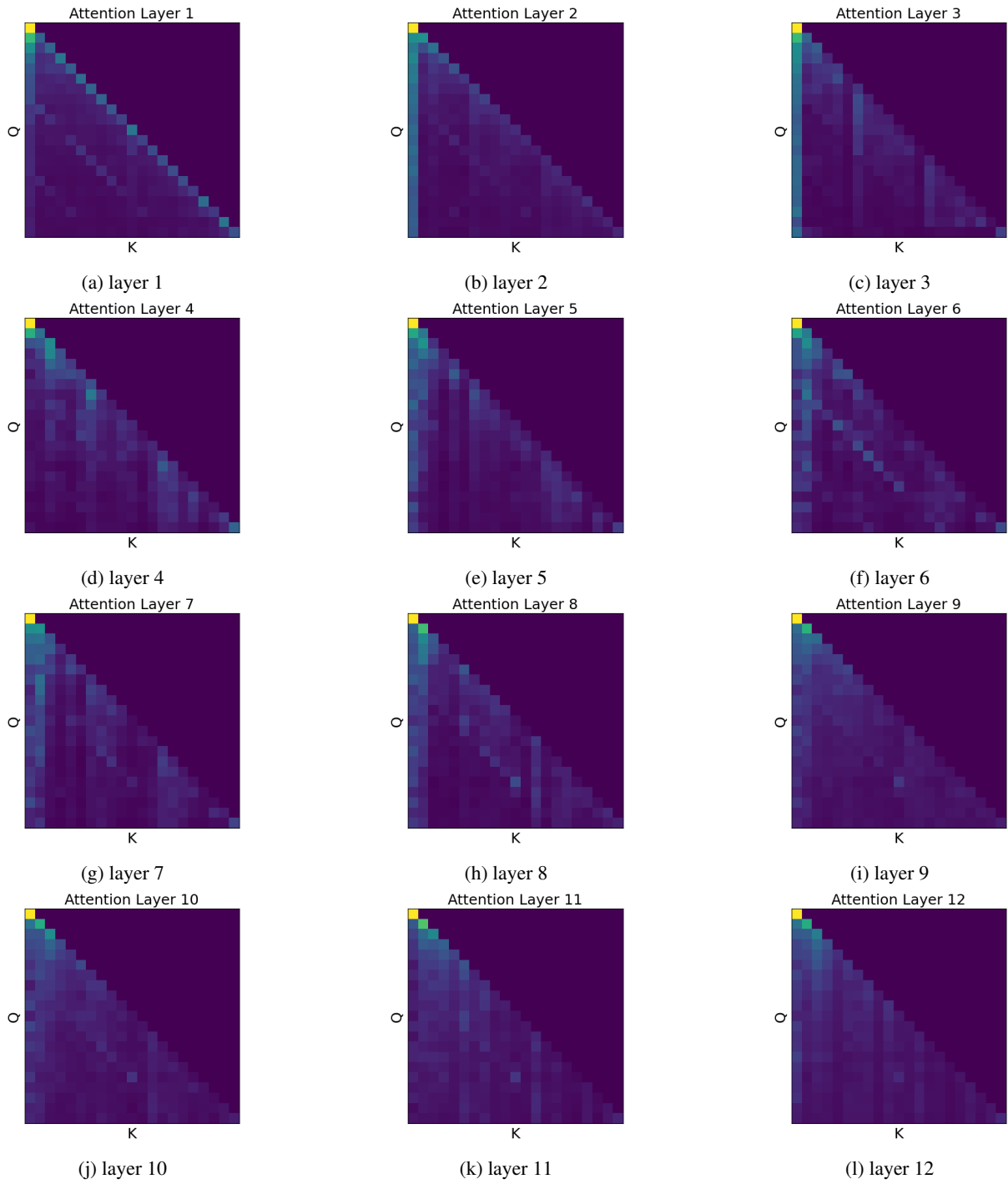


Figure 10: Attention maps for all layers after swapping EPE_1 with another position's EPE (replicating fig. 3c). The first-position sink disappears.

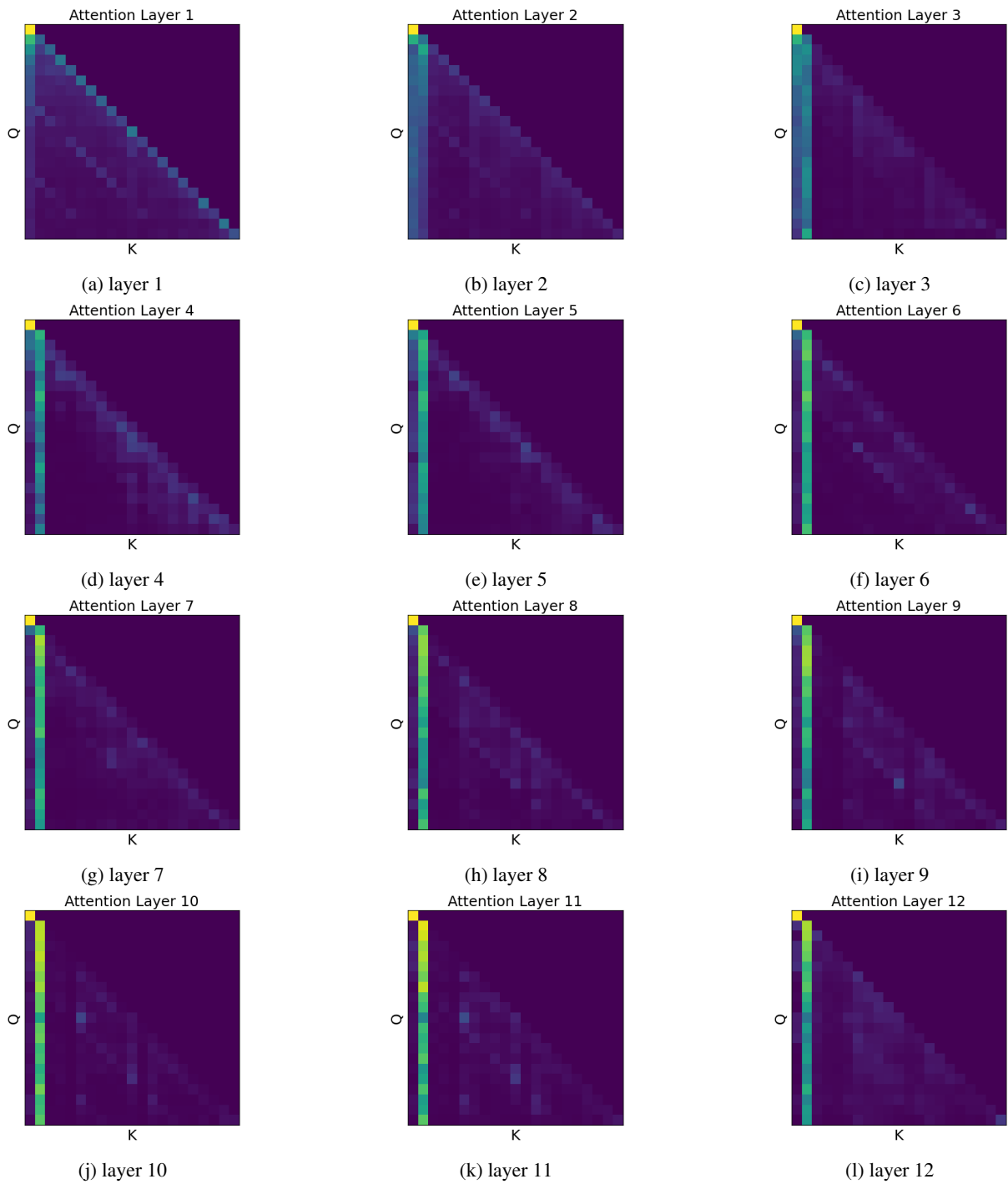


Figure 11: Attention maps for all layers after moving EPE_1 from position 1 to 2 (replicating fig. 3d). A strong sink forms at position 2.

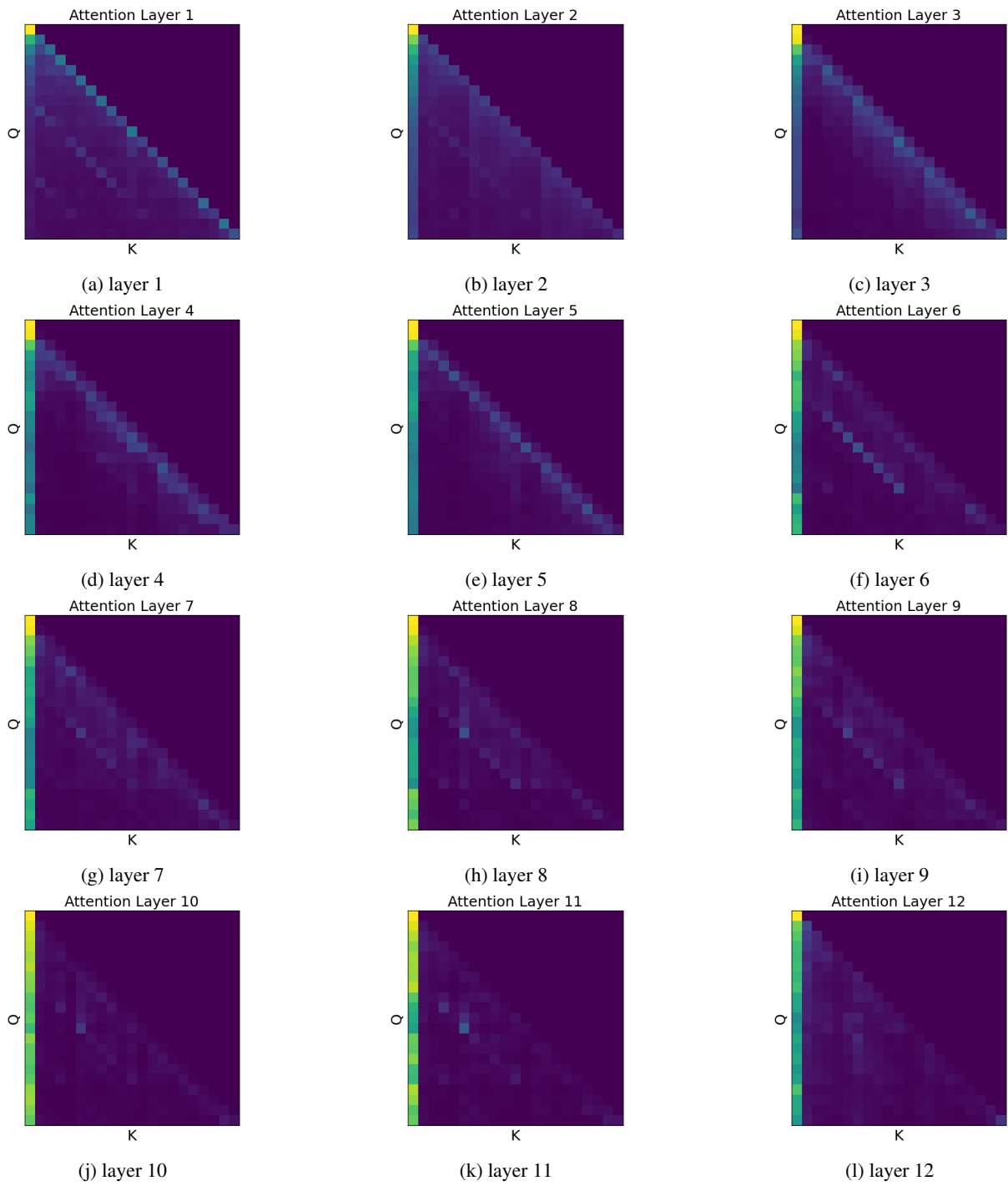


Figure 12: Attention maps for all layers after zeroing the BOS token embedding (replicating fig. 3e). The sink remains.

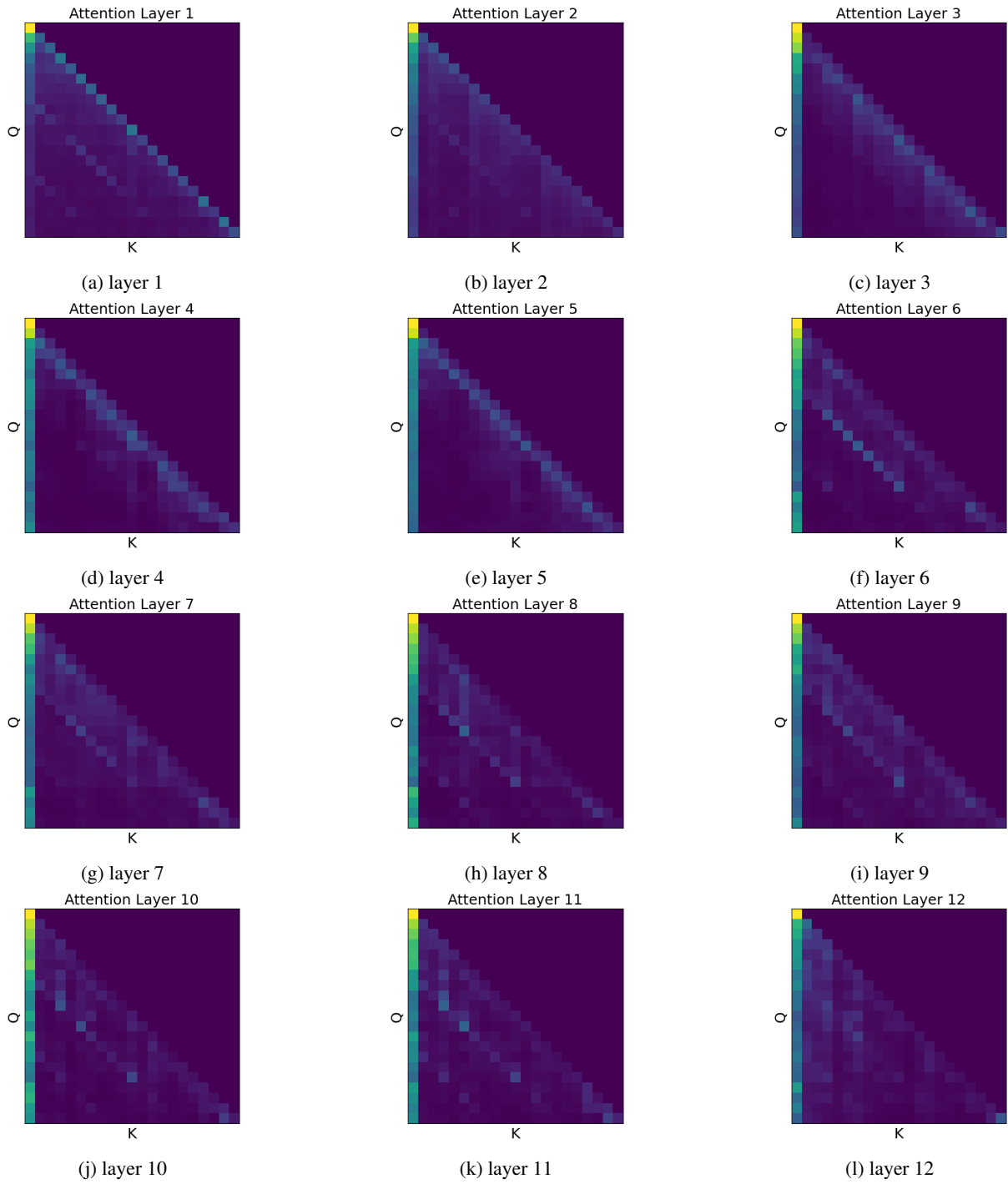


Figure 13: Attention maps for all layers after zeroing W_k at massive-EPE₁ coordinates (replicating fig. 3f). The sink is markedly reduced compared to random-coordinate zeroing.

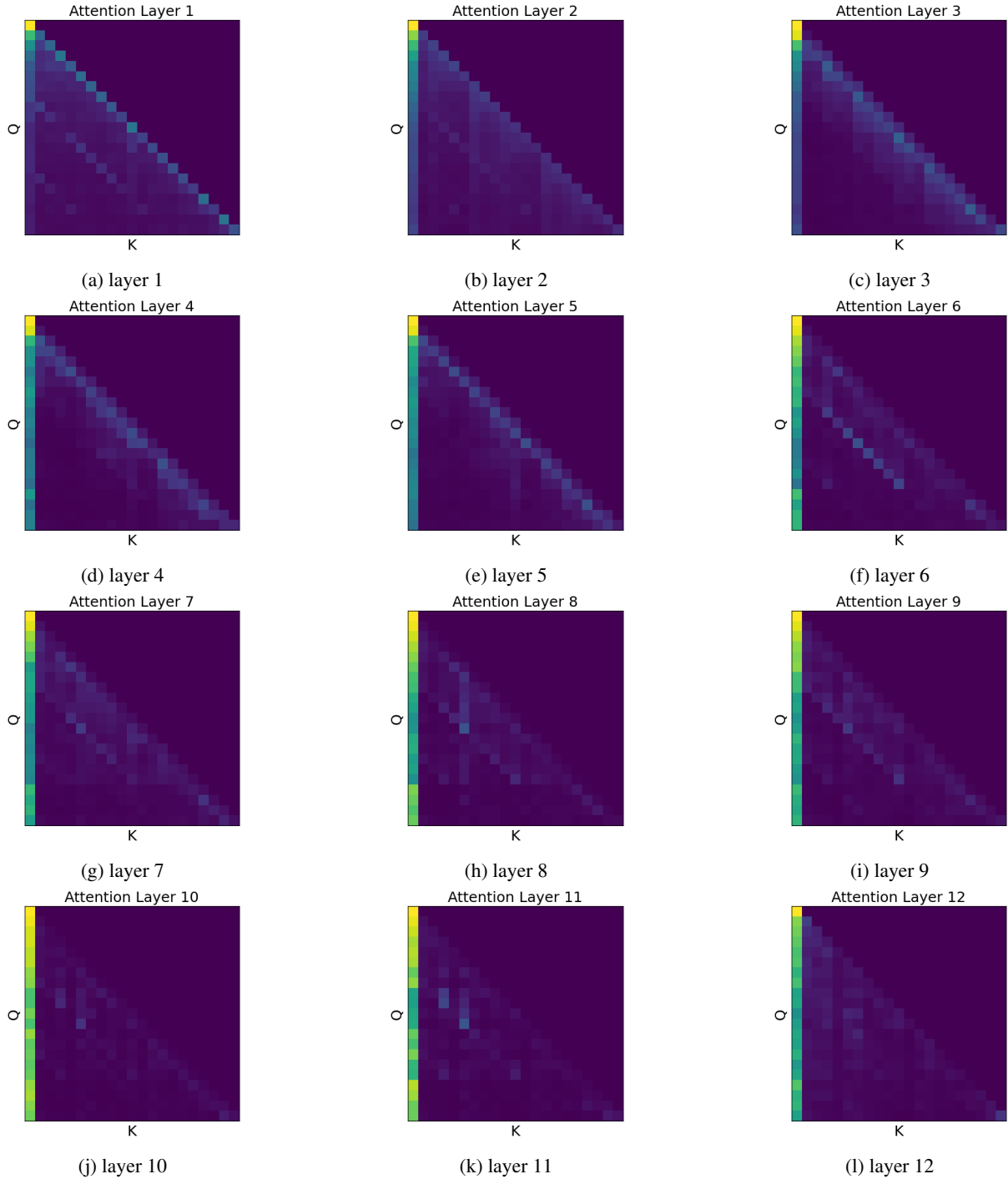


Figure 14: Attention maps for all layers after zeroing random W_k coordinates (replicating fig. 3g). The sink remains.

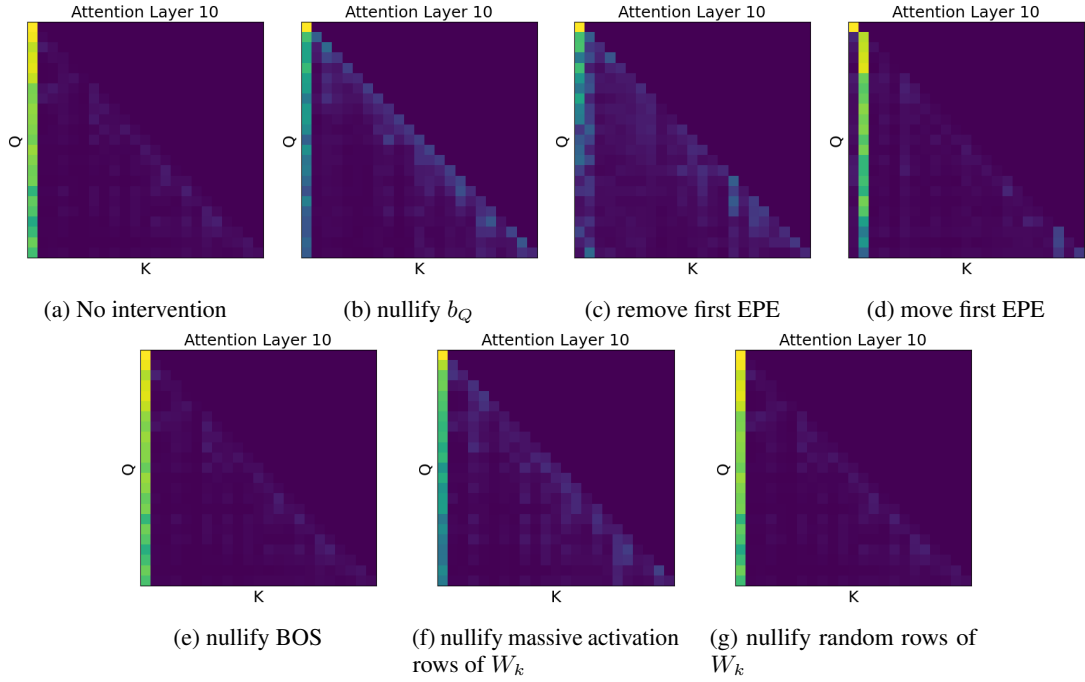


Figure 15: Comparison of attention maps under different interventions. for sentence "My name is Ozymandias, King of Kings: Look on my works, ye Mighty, and despair!". This is analogous to fig. 3. See the main text for more details.

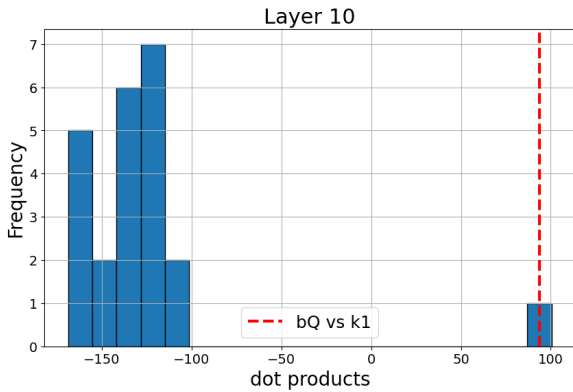


Figure 16: Distribution of bias terms $\Delta_j^{(i)}$ across positions for sentence "My name is Ozymandias, King of Kings: Look on my works, ye Mighty, and despair!". This is analogous to fig. 1. See the main text for more details.

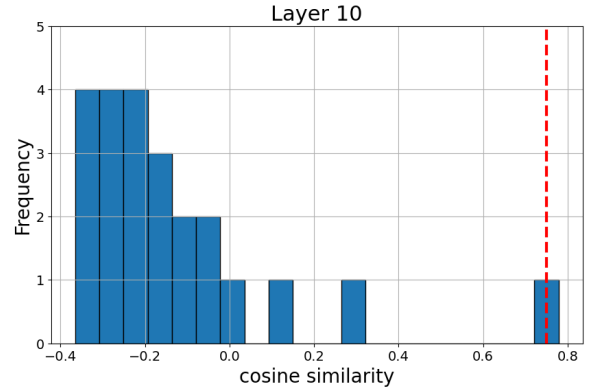


Figure 17: Cosine similarity between $b_Q^{(i)}$ and $EPE_j W_k^{(i)}$ for sentence "My name is Ozymandias, King of Kings: Look on my works, ye Mighty, and despair!", it was the age of wisdom.". This is analogous to fig. 2. See the main text for more details.

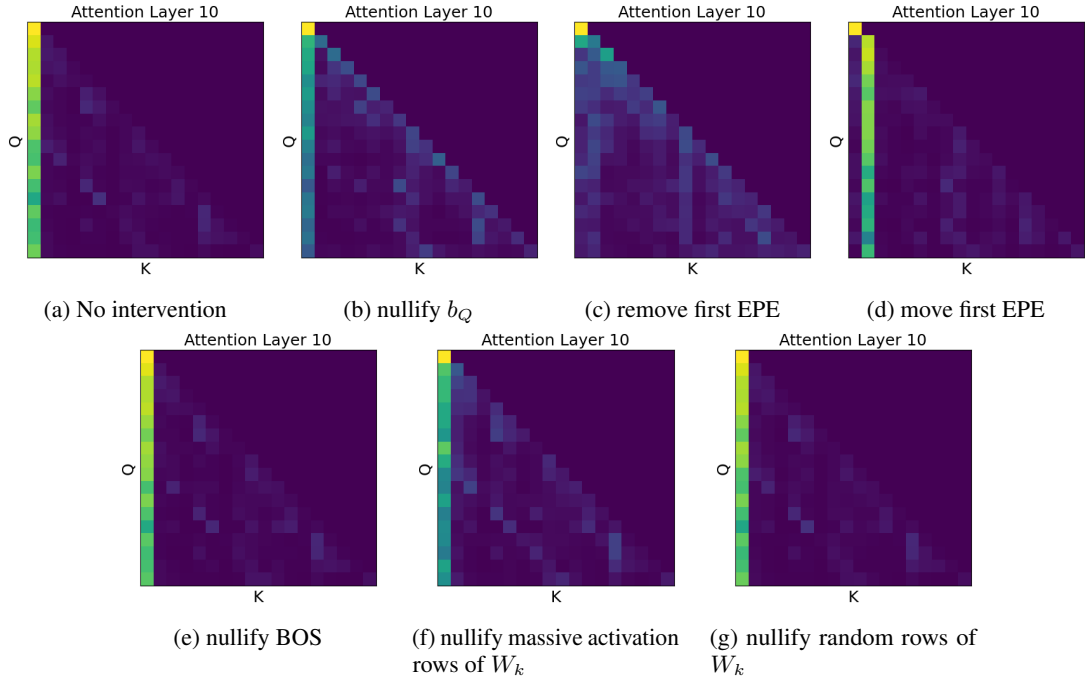


Figure 18: Comparison of attention maps under different interventions. for sentence "He who controls the past controls the future. He who controls the present controls the past.". This is analogous to fig. 3. See the main text for more details.

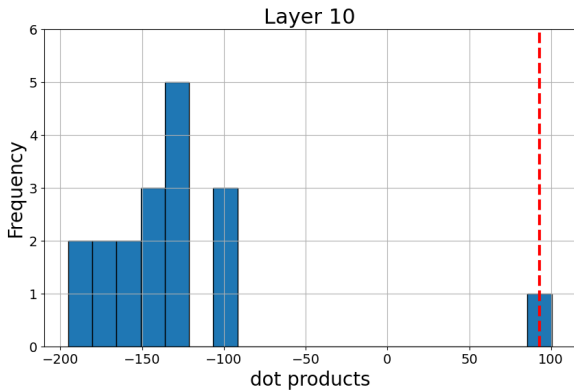


Figure 19: Distribution of bias terms $\Delta_j^{(i)}$ across positions for sentence "He who controls the past controls the future. He who controls the present controls the past.". This is analogous to fig. 1. See the main text for more details.

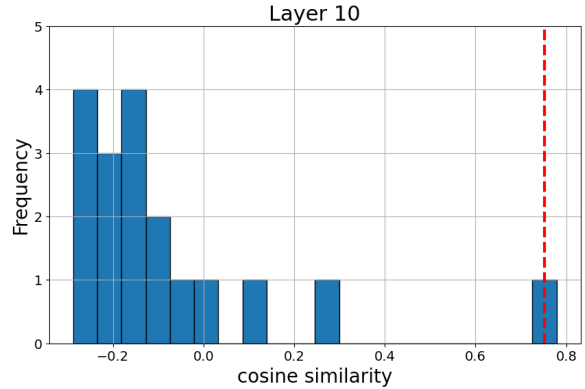


Figure 20: Cosine similarity between $b_Q^{(i)}$ and $EPE_j W_k^{(i)}$ for sentence "He who controls the past controls the future. He who controls the present controls the past.". This is analogous to fig. 2. See the main text for more details.

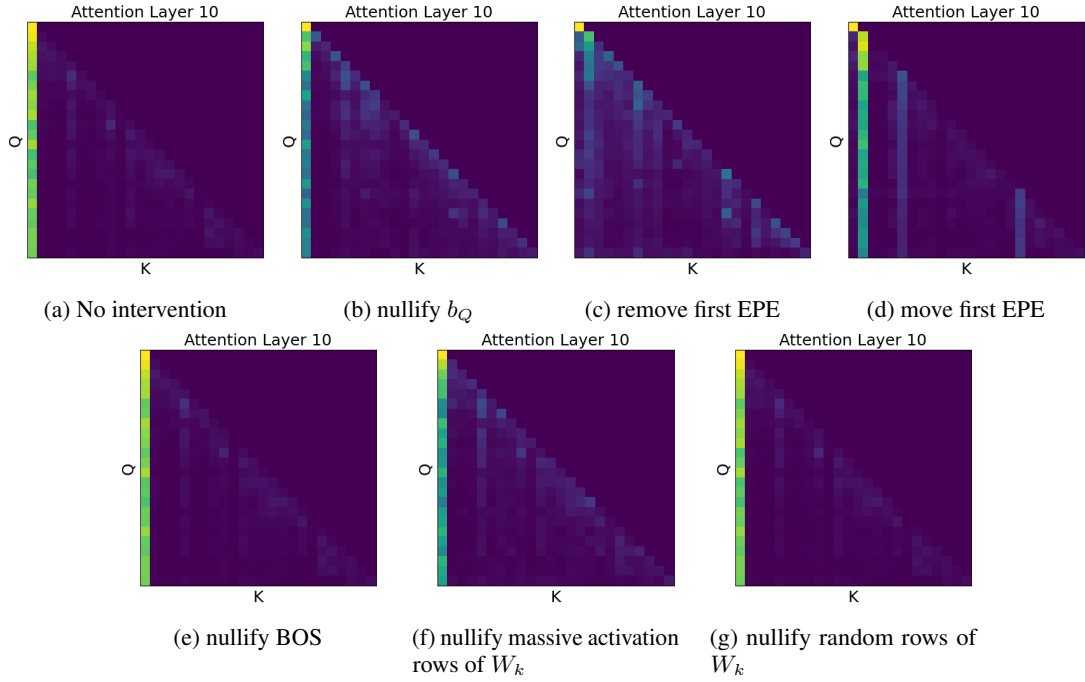


Figure 21: Comparison of attention maps under different interventions. for sentence "After hours of intense negotiation and detailed review, both parties finally agreed on the crucial terms and signed the comprehensive contract documentation.". This is analogous to fig. 3. See the main text for more details.

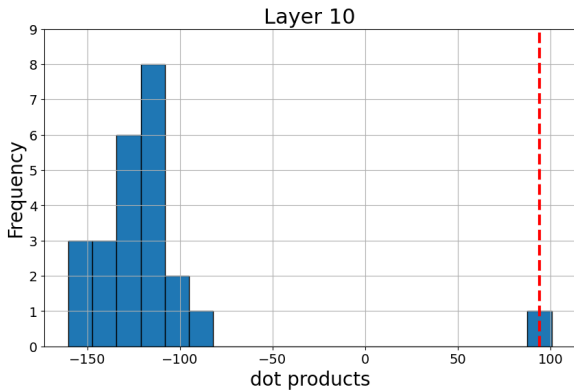


Figure 22: Distribution of bias terms $\Delta_j^{(i)}$ across positions for sentence "After hours of intense negotiation and detailed review, both parties finally agreed on the crucial terms and signed the comprehensive contract documentation.". This is analogous to fig. 1. See the main text for more details.

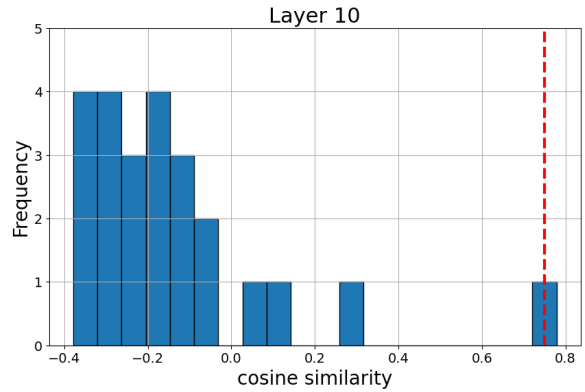


Figure 23: Cosine similarity between $b_Q^{(i)}$ and $EPE_j W_k^{(i)}$ for sentence "After hours of intense negotiation and detailed review, both parties finally agreed on the crucial terms and signed the comprehensive contract documentation.". This is analogous to fig. 2. See the main text for more details.

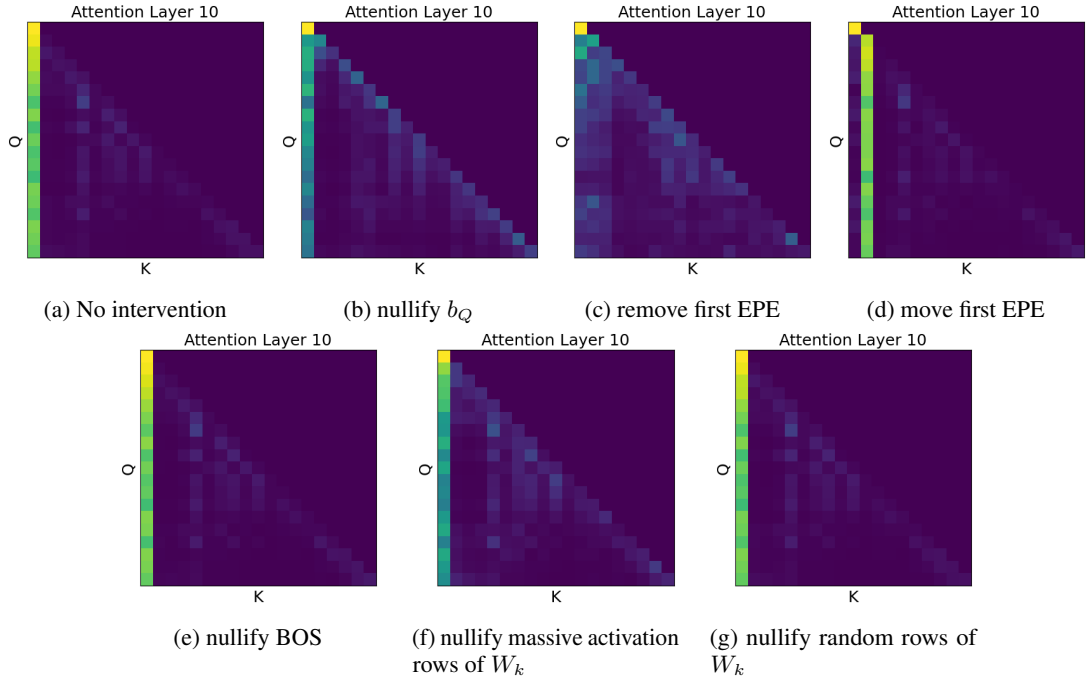


Figure 24: Comparison of attention maps under different interventions. for sentence "I need to buy groceries, including milk, bread, and some fresh vegetables for dinner tonight.". This is analogous to fig. 3. See the main text for more details.

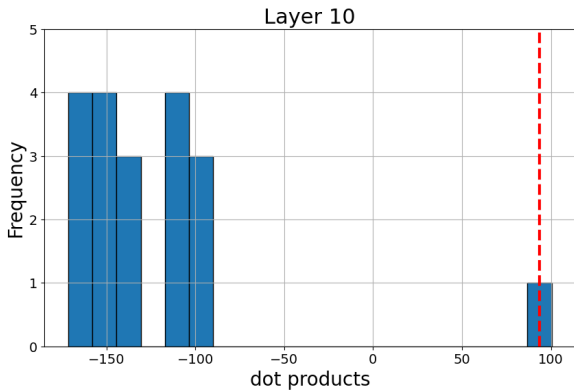


Figure 25: Distribution of bias terms $\Delta_j^{(i)}$ across positions for sentence "I need to buy groceries, including milk, bread, and some fresh vegetables for dinner tonight.". This is analogous to fig. 1. See the main text for more details.

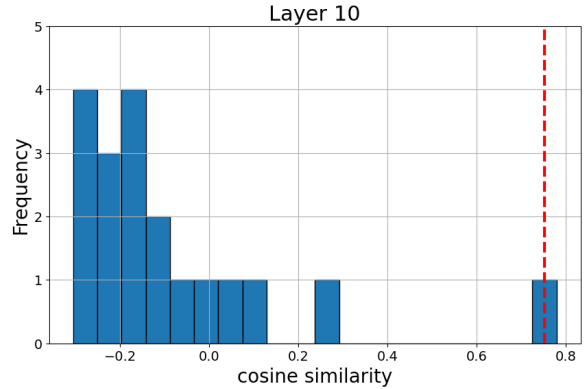


Figure 26: Cosine similarity between $b_Q^{(i)}$ and $EPE_j W_k^{(i)}$ for sentence "I need to buy groceries, including milk, bread, and some fresh vegetables for dinner tonight.". This is analogous to fig. 2. See the main text for more details.

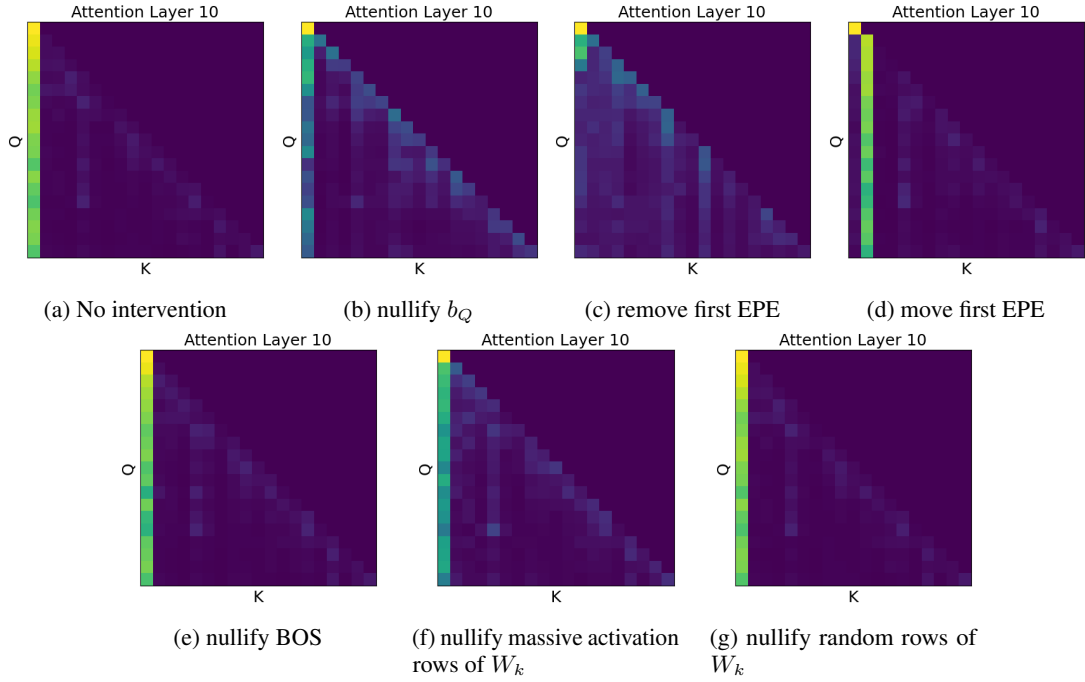


Figure 27: Comparison of attention maps under different interventions for sentence "Please confirm the exact delivery address and ensure someone is available to sign for the package this afternoon.". This is analogous to fig. 3. See the main text for more details.

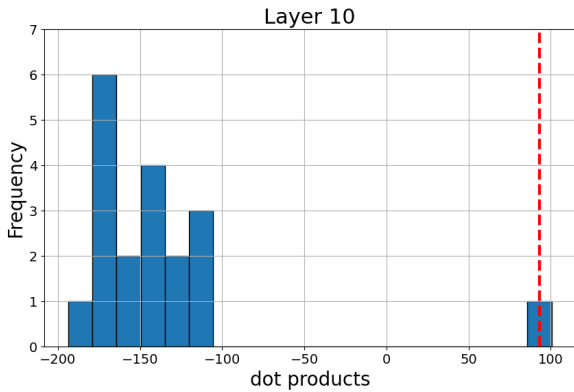


Figure 28: Distribution of bias terms $\Delta_j^{(i)}$ across positions for sentence "Please confirm the exact delivery address and ensure someone is available to sign for the package this afternoon.". This is analogous to fig. 1. See the main text for more details.

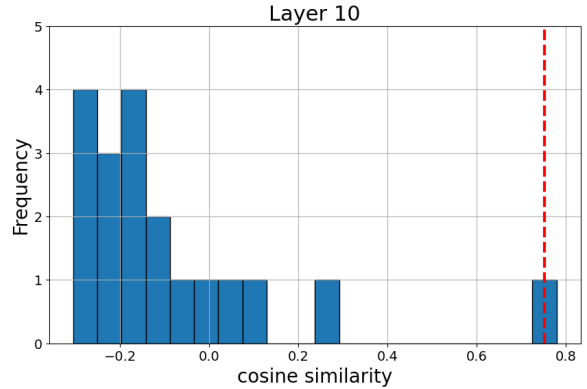


Figure 29: Cosine similarity between $b_Q^{(i)}$ and $EPE_j W_k^{(i)}$ for sentence "Please confirm the exact delivery address and ensure someone is available to sign for the package this afternoon.". This is analogous to fig. 2. See the main text for more details.

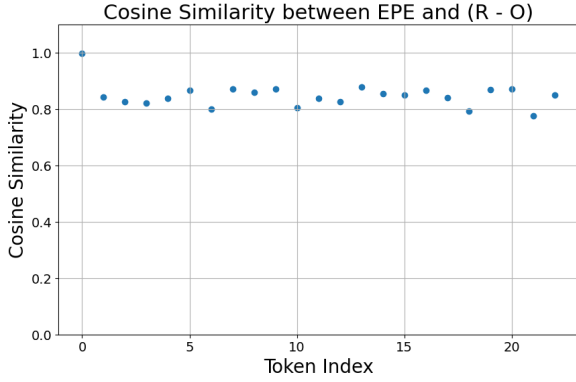


Figure 30: Cosine similarity between EPE_i and the difference $R_i - O_i$ for sentence "My name is Ozymandias, King of Kings: Look on my works, ye Mighty, and despair!". This is analogous to 4. See the main text for more details.

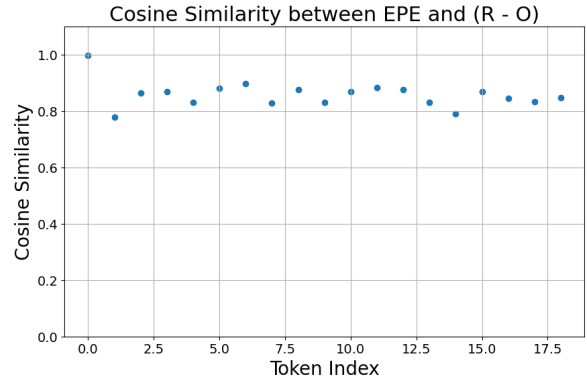


Figure 33: Cosine similarity between EPE_i and the difference $R_i - O_i$ for sentence "I need to buy groceries, including milk, bread, and some fresh vegetables for dinner tonight.". This is analogous to 4. See the main text for more details.

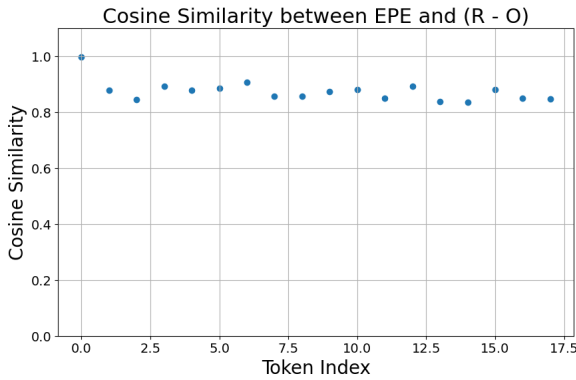


Figure 31: Cosine similarity between EPE_i and the difference $R_i - O_i$ for sentence "He who controls the future. He who controls the present controls the past.". This is analogous to 4. See the main text for more details.

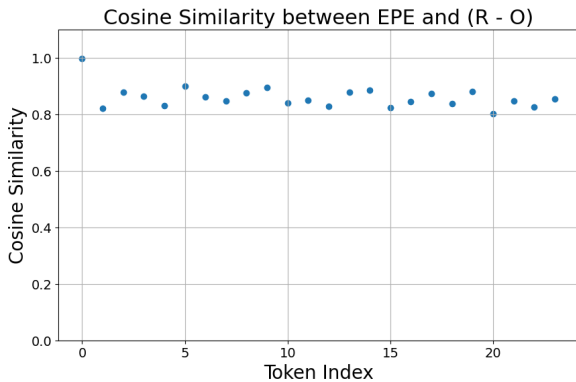


Figure 32: Cosine similarity between EPE_i and the difference $R_i - O_i$ for sentence "After hours of intense negotiation and detailed review, both parties finally agreed on the crucial terms and signed the comprehensive contract documentation.". This is analogous to 4. See the main text for more details.

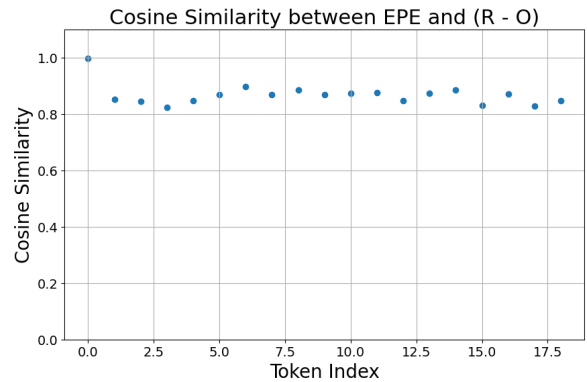


Figure 34: Cosine similarity between EPE_i and the difference $R_i - O_i$ for sentence "Please confirm the exact delivery address and ensure someone is available to sign for the package this afternoon.". This is analogous to 4. See the main text for more details.