
Towards Learning Universal Hyperparameter Optimizers with Transformers

Yutian Chen¹, Xingyou Song², Chansoo Lee², Zi Wang², Qiuyi Zhang²,
David Dohan², Kazuya Kawakami¹, Greg Kochanski²,
Arnaud Doucet¹, Marc’auelio Ranzato¹, Sagi Perel², Nando de Freitas¹
¹Deepmind, ²Google Research, Brain Team

Abstract

Meta-learning hyperparameter optimization (HPO) algorithms from prior experiments is a promising approach to improve optimization efficiency over objective functions from a similar distribution. However, existing methods are restricted to learning from experiments sharing the same set of hyperparameters. In this paper, we introduce the OPTFORMER, the first text-based Transformer HPO framework that provides a universal end-to-end interface for jointly learning policy and function prediction when trained on vast tuning data from the wild, such as Google’s Vizier database, one of the world’s largest HPO datasets. Our extensive experiments demonstrate that the OPTFORMER can simultaneously imitate at least 7 different HPO algorithms, which can be further improved via its function uncertainty estimates. Compared to a Gaussian Process, the OPTFORMER also learns a robust prior distribution for hyperparameter response functions, and can thereby provide more accurate and better calibrated predictions. This work paves the path to future extensions for training a Transformer-based model as a general HPO optimizer.

1 Introduction

The emergence of public machine learning data platforms such as OpenML [1] and hyperparameter optimization (HPO) services such as Google Vizier [2], Amazon SageMaker [3] and Microsoft Azure [4] have made large-scale datasets containing hyperparameter evaluations accessible. For our use-case in this paper, Google Vizier is the de-facto HPO service across Google, having optimized some of Google’s largest products and research efforts, and contains a collection of valuable tuning data within the last 5 years. While there is growing interest in leveraging such data to meta-learn hyperparameter optimization algorithms [5–8], dealing with large datasets consisting of experimental trials in the wild can be challenging, due to large variations in HPO problems and their associated text metadata (e.g. shown later in Table 1).

Thus, most meta and transfer-learning HPO methods [7–16] consider a restrictive setting where all tasks must share the same set of hyperparameters so that the input data can be represented as fixed-sized vectors. Consequently, such methods only exploit a small portion of the available data to learn priors. This drawback is more severe for large datasets which contain significant amounts of useful information.

To overcome these limitations, we introduce the OPTFORMER, a general hyperparameter optimization framework based on Transformers [17]. Transformers have demonstrated excellent performance in many data tasks, ranging from natural language [18], images [19, 20], biological data [21, 22], code [23, 24], and control [25, 26]. Here, we investigate how to use a Transformer as a universal interface for modelling experimental data and learn HPO algorithms, as given a sufficient amount of data, a Transformer can potentially learn a more complex prior distribution than standard Bayesian Optimization (BO) with Gaussian Processes (GPs), especially as the Transformer possesses certain computational advantages over GPs for large datasets.

Code: <https://github.com/google-research/optformer>. Google AI Blog: <https://ai.googleblog.com/2022/08/optformer-towards-universal.html>.

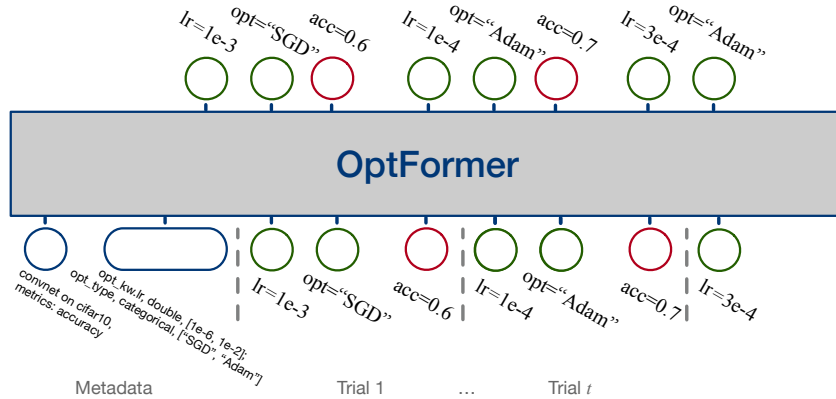


Figure 1: Illustration of the OPTFORMER model over a hyperparameter optimization trajectory. It is trained to predict both hyperparameter suggestions (in green) and response function values (in red).

We introduce a serialization scheme to convert a combination of any metadata and an optimization trajectory into text, represented as a sequence of tokens, and formulate the HPO task as a sequence modeling problem. We adopt a supervised learning approach, by learning to predict parameters and hyperparameter response functions from offline tuning data (See Fig. 1). In order to further improve optimization performance, we augment the model by utilizing its own function prediction during inference (Section 4.3). Extensive experiments on both public and private datasets demonstrate the OPTFORMER’s competitive tuning and generalization abilities.

In summary, our contributions are as follows:

- We formulate, to the best of our knowledge, the first meta-learning HPO framework to learn both **policy** and **function priors** from data across different search spaces.
- The OPTFORMER is capable of learning the behaviors of 7 diverse blackbox optimization algorithms relying on a broad class of methods (non-adaptive, evolutionary, and Bayesian).
- Furthermore, the OPTFORMER learns the prior over objective functions and provides both accurate and well calibrated predictions, in many cases significantly surpassing GPs in log-predictive likelihood and expected calibration error (ECE) [27].
- Lastly, OPTFORMER policies augmented with model-based optimization, such as the use of Expected Improvement acquisition functions, are competitive HPO algorithms. To the best of our knowledge, this is the first time Transformers are augmented with acquisition functions for online adaptation.

2 Preliminaries

2.1 Meta-learning for hyperparameter optimization

HPO aims to find a set of hyperparameters \mathbf{x} from search space \mathcal{X} to maximize a model performance metric, $y = f(\mathbf{x})$, often referred to as a response function. Table 1 shows an example of HPO experimental data. Following the HPO nomenclature [2, 28], an experimental study consists of metadata (m) and a history of trials (\mathbf{h}). The metadata contains arbitrary unstructured information, including but not limited to descriptions of the problem, optimization algorithm, names, types and value ranges of hyperparameters. The history after t trials, $\mathbf{h}_t = (\mathbf{x}_1, y_1, \dots, \mathbf{x}_t, y_t)$, contains a sequence of trials, each of which consists of a parameter suggestion \mathbf{x} and function value y .

The goal of the meta-learning approach for HPO is to learn the shared knowledge among the objective functions f from a dataset of multiple tuning experiments represented as studies and to obtain an optimal HPO algorithm for new hyperparameter tuning tasks from a similar distribution to those in the dataset.

An HPO algorithm π maps the metadata and history to a distribution over hyperparameter suggestions, i.e. $\pi(\mathbf{x}_{t+1}|m, \mathbf{h}_t)$. Using the terminology of offline RL [29], we refer to the algorithm used to generate the trajectories in a dataset as the behavior policy π_b .

We primarily consider search spaces \mathcal{X} with a fixed number D of hyperparameters per task, and hence $\mathbf{x} = (x^{(1)}, \dots, x^{(D)})$, with each hyperparameter $x^{(d)}$ being of type DOUBLE, INTEGER, DISCRETE, or CATEGORICAL (see Appendix A.1 for details). More complex search spaces can be supported as discussed in Section 7.

2.2 Transformer model

The Transformer model is an efficient attention-based neural network architecture for sequence modeling [17]. We adopt the T5 Transformer encoder-decoder architecture [30]. The encoder and decoder each consist of a stack of multi-head self-attention layers which construct pairwise interactions between positions, followed by position-wise feed-forward networks. The encoder converts a sequence of input token representations m , to a sequence of continuous embeddings, which is fed to the decoder to generate a sequence of output tokens h one element at a time (see Fig. 1).

3 Related work

There has been a rich set of works in meta-learning and transfer learning by modifying specific core components of the BO pipeline, such as the acquisition function or the GP, in order to tackle BO’s myopic behavior, or obtaining more information from similar tasks. For instance, approaches include learning new acquisition functions [31], multi-task BO [7–13] and BO for transfer learning using contextual GPs [14–16]. [32] also studies the use of meta-BO for hyperparameter tuning tasks in machine learning. However, all of these works consider a fixed search space.

A more radical meta-learning approach to non-differentiable optimization trains recurrent neural networks (RNNs) as neural optimizers from scratch. [33] first proposed training an RNN with gradient descent to optimize blackbox functions and hyperparameters while [34, 35] train RNNs using reinforcement learning (RL) to solve RL tasks. Unfortunately, prior works are limited to fixed search spaces and only use online generated data, constraining the training objectives to be cheaply computable.

In this work, we wish to overcome the limitations of previous works by exploiting the Transformer architecture. Numerous works have demonstrated Transformers’ strong capabilities in flexible symbolic and numerical manipulation. On the symbolic side, Transformers have been shown able to manipulate symbolic mathematical expressions [36–38] and generate code [23, 24]. Furthermore, on the numerical side, Transformers have also been shown able to perform linear algebra computations [39], Bayesian Inference [40], and offline RL [25, 26, 41]. For AutoML specifically, [42] has demonstrated Transformers’ and analogous graph neural networks’ abilities to use dataset descriptions and metadata to generate classification and data preprocessing pipelines. However, to date, there has been little effort in attacking the full problem of hyperparameter tuning in the blackbox optimization setting. In this paper, the challenging task of learning algorithms from blackbox optimization trajectories can be seen as a significant extension of both symbolic and numerical manipulation. Since the underlying algorithm can be composed of multiple symbolic and mathematical operations with unbounded complexity, the model must infer potentially very complex behavior over long horizons.

4 Universal interface and model for hyperparameter optimization

In this section, we provide a universal interface for modeling HPO studies with mixed textual and numerical information as a sequence of discrete tokens. We train our OPTFORMER as a generative

Table 1: Example of a study (m, h) with two parameters and two trials. Metadata m appears in blue and history h in purple.

```

"name": "convnet on cifar10",
"metric": "accuracy",
"goal": "MAXIMIZE",
"algorithm": "random_search",
"parameter": {
  "name": "opt_kw.lr",
  "type": "DOUBLE",
  "min_value": 1e-6,
  "max_value": 1e-2,
  "scale_type": "LOG"
}
"parameter": {
  "name": "opt_type",
  "type": "CATEGORICAL",
  "categories": ["SGD", "Adam"],
}
"trial" {
  "parameter": {
    "opt_kw.lr": 0.0021237573,
    "opt_type": "SGD"
  }
  "metric": {
    "accuracy": 0.69482429,
  }
}
"trial" {
  "parameter": {
    "opt_kw.lr": 0.00038292234,
    "opt_type": "Adam"
  }
  "metric": {
    "accuracy": 0.71642583
  }
}

```

Table 2: Serialized study after preprocessing and tokenization. Metadata m appears in blue, normalized and quantized values of x_t in green, and y_t in red.

After preprocessing	<pre> <name>:"convnet on cifar10",<metric>:"accuracy",<goal>:<MAXIMIZE>, <algorithm>:"random_search" &<name>:"opt_kw.lr",<type>:<DOUBLE>,<min_value>:1e-6,<max_value>:1e-2, <scale_type>:<LOG> &<name>:"opt_type",<type>:<CATEGORICAL>,<categories>:["SGD", "Adam"] <831><0>* <0> <645><1>* <999> </pre>
Subwords after tokenization	<pre> name : " conv net on ci far 10 ", metric : " acc u racy ", goal : MAXIMIZE , algorithm : " random _ search " & name : " op t _ kw . lr " , type : DOUBLE , min _ value : 1 e -6 , max _ value : 1 e -2 , scale _ type : LOG & name : " op t _ type " , type : CATEGORICAL , categories : [" SG D " , " A dam "] 831 0 * 0 645 1 * 999 </pre>

model on a given dataset and explain how to use the OPTFORMER’s parameter and function prediction abilities to implement an HPO policy.

4.1 Study tokenization

To generalize over HPO problems of different parameter sizes, types, and metadata, we propose to serialize the study as a one-dimensional textual sequence, also advocated in [26]. Unfortunately, a naive serialization approach, e.g. via JSON [43], will produce unnecessarily long sequences.

To improve scalability, we compress the textual representation of metadata m by removing redundant phrases and punctuation (e.g., "parameter", quotes) and encoding keywords (e.g., "name", "algorithm") and enumerating types (e.g. "DOUBLE") into single tokens.

For the historical sequence \mathbf{h} , we convert every DOUBLE and INTEGER parameter along with every function value into a single token, by normalizing and discretizing them into integers, with an quantization level of $Q = 1000$; e.g.

$$\bar{x} = \text{int}[x_{\text{norm}} \cdot Q], \text{ where } x_{\text{norm}} = (x - x_{\min}) / (x_{\max} - x_{\min}). \quad (1)$$

The range of x is defined by the search space and the range of y is obtained from observed values in \mathbf{h} . For other types, we use the index in their value set.

The shortened text string is then converted to a sequence of tokens via the SentencePiece tokenizer [44] (see Table 2 for an example). Every trial is represented by text, which is represented as a sequence of normalized and quantized tokens, $[\bar{x}_t^{(1)}, \dots, \bar{x}_t^{(D)}, \star, \bar{y}_t, \text{"|"}]$, where the token \star separates parameter and function values and "|" separates trials. See Appendix A.2 for further details on tokenization.

4.2 Model and training loss

After tokenization, the converted historical sequence is as follows:

$$\bar{\mathbf{h}}_t = [\bar{x}_1^{(1)}, \bar{x}_1^{(2)}, \dots, \bar{x}_1^{(D)}, \star, \bar{y}_1, \text{"|"}, \dots, \bar{x}_t^{(1)}, \bar{x}_t^{(2)}, \dots, \bar{x}_t^{(D)}, \star, \bar{y}_t]. \quad (2)$$

We can now apply a Transformer model to learn the conditional distribution of tokens in $\bar{\mathbf{h}}$ using the chain rule, given the metadata \bar{m} , as depicted in Fig. 1. The joint distribution is presented in Appendix D.1.

Given a dataset \mathcal{D} of hyperparameter optimization studies, we train the OPTFORMER by maximizing the weighted log-likelihood for each study $(m, \mathbf{h}) \sim \mathcal{D}$:

$$\mathcal{L}(\theta; m, \mathbf{h}) = \sum_n w_n \log P_\theta(\bar{\mathbf{h}}^{(n)} | \bar{m}, \bar{\mathbf{h}}^{(1:n-1)}), \quad (3)$$

with $w_n = 0$ if $\bar{\mathbf{h}}^{(n)} \in \{\star, \text{"|"}\}$ and $w_n = 1$ otherwise. That is, we mask out the separator tokens (\star , "|") and predict parameter \bar{x} and function tokens \bar{y} only. Note that $\bar{\mathbf{h}}^{(n)}$ denotes the n -th token, that is the n -th element of the list in Equation (2), and $\bar{\mathbf{h}}^{(1:n-1)}$ denotes all tokens up to the $(n - 1)$ -th token. Further details and data augmentations are provided in Appendix D.2.

4.3 Inference and decoding

Parameter prediction: To decode the predicted parameter token $\bar{x}_t^{(d)}$ back to its original parameter range, we truncate the output distribution to the vocabulary range corresponding to valid parameter values $[0, Q)$ and reverse our tokenization procedure in Section 4.1. For a DOUBLE or INTEGER parameter x , we use a piecewise constant distribution:

$$p_\theta(x|\dots) = Q \cdot P_\theta(\bar{x}|\dots)/(x_{\max} - x_{\min}), \text{ if } x \in [x_{\min}, x_{\max}], \text{ otherwise } 0. \quad (4)$$

For all other parameter types, \bar{x} corresponds to the index of the set of feasible values. Putting these together, we may now sample parameter \mathbf{x}_t from the model’s prior distribution and thus define an HPO policy:

$$\pi_{\text{prior}}(\mathbf{x}_t|m, \mathbf{h}_{t-1}) = \prod_{d=1}^D p_\theta(x_t^{(d)}|m, \mathbf{h}_{t-1}, \mathbf{x}_t^{(1:d-1)}). \quad (5)$$

As we use a supervised learning loss, we expect π_{prior} to approximate the behavior policy π_b .

Note that traditional BO algorithms require running Bayesian inference and then conducting a global search in the hyperparameter space with an acquisition function. Thus the runtime complexity of making one hyperparameter suggestion is cubic in t for a typical GP-based BO method that performs ARD each iteration [45]. In contrast, generating one suggestion by the OPTFORMER consists of decoding D parameter tokens with an input sequence of $(D + 3)t$ tokens, which are then parsed into the D parameter values, producing a runtime of $\mathcal{O}(D^2t)$ linear in t , with proper caching.

Function prediction: To decode the real-valued function y_t from the discrete distribution $P_\theta(\bar{y}_t|\bar{m}, \bar{\mathbf{h}}_{t-1}, \bar{\mathbf{x}}_t)$, we construct the same piecewise constant distribution as in Eq. (4) with the range $[y_{\min}, y_{\max}]$ used in tokenization. Note that the limited support of y will not be a concern for HPO when either the range is known or we set the range large enough compared to observed values. For more general use as a few-shot function prediction model, one could consider adopting the Riemann Distribution in [40], which supports an unbounded range.

Augmented HPO policies with function prediction: At best, the learned policy π_{prior} can only perform as well as the original policy π_b when using behavioral cloning. However, we can take advantage of the model’s simultaneous function prediction ability to improve the policy with model-based planning or offline RL techniques. While a comprehensive study of policy improvements for Transformers is out of the scope of this work, we consider here a simple yet effective policy improvement operator: sampling $M = 100$ candidate suggestions from π_{prior} and choosing the suggestion with the highest score defined by an acquisition function $u(\cdot)$ as follows:

$$\pi_u(\mathbf{x}_t|m, \mathbf{h}_{t-1}) = \operatorname{argmax}_{\{\mathbf{x}^{(i)}\}_{i=1}^M} u(p_\theta(\cdot|m, \mathbf{h}_{t-1}, \mathbf{x}^{(i)})), \text{ with } \mathbf{x}^{(i)} \stackrel{\text{i.i.d.}}{\sim} \pi_{\text{prior}}(\mathbf{x}|m, \mathbf{h}_{t-1}). \quad (6)$$

Common acquisition functions include Expected Improvement (EI), Probability of Improvement (PI), Upper Confidence Bound (UCB), and Thompson Sampling, see for example [46]. At a high level, this approach to combining imitated policies with function prediction is reminiscent of the idea behind the offline RL approach of BCQ [47].

Because we apply a linear mapping from the original y value to the quantized value \bar{y} before discretization, we can simply define the acquisition functions on the discrete distribution $P_\theta(\bar{y}|\bar{m}, \bar{\mathbf{h}}_{t-1}, \bar{\mathbf{x}}_t)$ as follows:

$$u_{\text{EI}}(\mathbf{x}|\bar{y}^*) = \mathbb{E}_{P_\theta(\bar{y}|m, \mathbf{h}_{t-1}, \mathbf{x})} [\max(\bar{y} - \bar{y}^*, 0)], \quad (7)$$

$$u_{\text{UCB}}(\mathbf{x}|\alpha) = \text{Quantile}(P_\theta(\bar{y}|m, \mathbf{h}_{t-1}, \mathbf{x}_t), \alpha), \quad (8)$$

$$u_{\text{PI}}(\mathbf{x}|\bar{y}^*) = \sum_{\bar{y} > \bar{y}^*} P_\theta(\bar{y}|m, \mathbf{h}_{t-1}, \mathbf{x}), \quad (9)$$

$$u_{\text{TS}}(\mathbf{x}) = \bar{y}, \text{ with } \bar{y} \sim P_\theta(\bar{y}|m, \mathbf{h}_{t-1}, \mathbf{x}_t), \quad (10)$$

where $\bar{y}^* = \max_{\tau \leq t-1} \bar{y}_\tau$ in EI and PI is the threshold to measure improvement. We define the UCB acquisition function with a quantile parameter α . Our TS acquisition is defined as a sampled function value at a given location from the marginal predictive distribution. It is inspired by the traditional Thompson Sampling method [45] but different in that the correlation between different locations is ignored.

5 Data

Training the OPTFORMER requires HPO studies with optimization trajectories. The most natural dataset we possess is the entire Google Vizier [2] database, one of the world’s largest collections of real world hyperparameter tuning studies, which we denote as **RealWorldData**. There are around 750K studies, each with on average 300 trials, covering a vast class of production and machine learning applications at Google, ranging from vision, speech, NLP and robotics, and representing one of the most representative distributions of HPO tasks for machine learning models in practice. These studies were generated with a mixture of non-adaptive, evolutionary, and BO algorithms. However, as the dataset does not contain sufficient algorithm information, we have to treat the corresponding behavior policy as a randomly mixed algorithm π_b .

In addition, we create two new datasets based on public benchmarks. **HPO-B** is the largest public benchmark for HPO containing about 1.9K tuning tasks, most of which use one of 16 shared search spaces. In the continuous evaluation setting, it fits an XGBoost model to the trial data of every tuning task as the objective function. For further control over specific function dimensions and properties, we use the blackbox optimization benchmark **BBOB** [48], consisting of 24 types of synthetic functions with customizable properties (dimension sizes, rotations, shifts, discretizations, noise types) we randomize over.

For each of the two public benchmarks (HPO-B and BBOB), we apply a fixed set of 7 HPO algorithms to generate a dataset of optimization trajectories. In contrast to RealWorldData, we specify the algorithm name in the metadata m as part of the conditioning input for our model. The controlled algorithms used are: (1) Grid Search, (2) Shuffled Grid Search, (3) Random Search, (4) Regularized Evolution [49], (5) Hill-Climbing, (6) Eagle Strategy [50], and (7) Vizier’s GP-UCB [2]. Appendix B contains detailed explanations of the algorithms.

Table 3: Offline training datasets considered in this study. More details are given in Appendix C along with examples of studies in Table 5.

	("R") RealWorldData	("H") HPO-B	("B") BBOB
#Studies	750K	10M	10M
#Trials / study	300 (on average)	120	300
Study source	Google’s database	Generated	Generated
π_b	Mixed	Controlled	Controlled
Obj. Functions	HPO tasks	HPO tasks	Synthetic
Search space	Different per task	16 shared search spaces	Randomized

6 Experiments

We train a single Transformer model with 250M parameters on the union of the three datasets described above, RealWorldData, HPO-B, and BBOB (hyperparameter details in Appendix D.2).

Each dataset contains a corresponding “test” set of functions, either using synthetic functions (BBOB) or fitting a machine learning model to obtain the objective (RealWorldData, HPO-B). We evaluate mainly on the two natural HPO benchmarks, RealWorldData and HPO-B. The train/test subsets of RealWorldData are split temporally to avoid information leak (see Appendix C for details).

To aggregate results across functions with different output scaling, we normalize all the test functions. This is standard practice in the literature [2, 5, 51–54]. We define our performance metric at trial t as the best-so-far normalized function value $\max_{i \in \{1:t\}} (y_i - y_{\text{rand}}) / (y_{\text{max}} - y_{\text{rand}})$, where y_{rand} is the median of function values randomly sampled in the search space to be robust to outliers, and y_{max} is the maximum, if known, or best value found by any algorithm. For the HPO-B benchmark, we use the recommended bounds provided in [5]. We also consider other metrics when comparing different algorithms in Appendix E.3, including the performance profile and average ranking. We find our results are consistent over different metrics.

Because the OPTFORMER is trained to predict the conditional distributions of parameter and function values, we would like to answer the following questions when evaluating on unseen test problems:

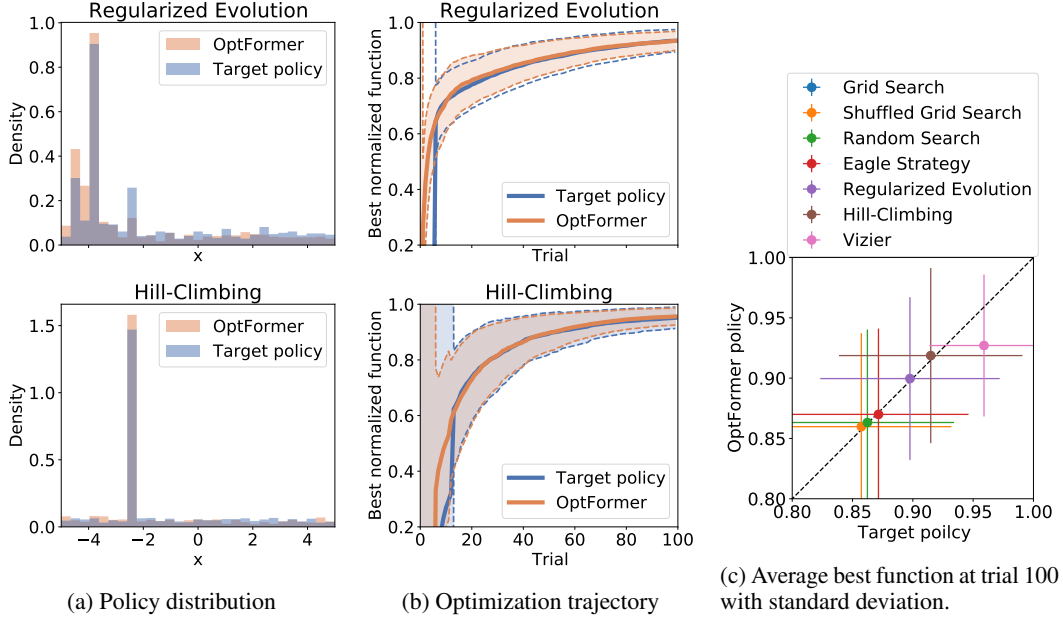


Figure 2: Comparing the performance of different algorithms outputted by the OPTFORMER conditioned on the corresponding algorithm’s name.

1. Can the OPTFORMER learn to imitate multiple HPO algorithms with one model? (Section 6.1)
2. Can the OPTFORMER learn a good prior over hyperparameter response functions? (Section 6.2)
3. Is the OPTFORMER a competitive approach for HPO? (Section 6.3)

6.1 Imitating HPO policies

We first evaluate how well the OPTFORMER can learn the conditional distribution of parameter suggestions given by the behavior policies in the dataset, and how well it can imitate multiple algorithms. As the algorithm’s name is contained in the metadata m , we can modify the behaviour of the policy $\pi_{\text{prior}}(\mathbf{x}_{t+1}|m, \mathbf{h}_t)$ simply by altering this variable. Fig. 2a compares two different policies to the OPTFORMER, when it is conditioned on the corresponding policy name. We observe a good match between the imitated algorithms and the OPTFORMER (additional algorithms are shown in Appendix E.1).

In Fig. 2b we run target policies on the BBOB dataset’s test functions and compare the optimization trajectories of the algorithms and the OPTFORMER. In Fig. 2c we compare the average and standard deviation of the best normalized function values at trial 100. Our model imitates most algorithms very accurately in both the mean and variance except for the most complicated algorithm, Vizier, where π_{prior} is slightly worse in the LUNACEK benchmark. We expand on this in Appendix E.1. Because Vizier is the best performing HPO algorithm among all considered, the OPTFORMER will imitate Vizier faithfully, although not perfectly, in the following experiments.

6.2 Learning priors for hyperparameter response functions

In this section, we assess the OPTFORMER’s ability to learn the conditional distribution of the function value as a few-shot function regressor. Specifically, for every function in each test dataset, we repeatedly sample up to 200 random trials $(\mathbf{x}_1, y_1, \dots, \mathbf{x}_t, y_t), t \leq 200$, and predict the conditional distribution $p(y_t|\mathbf{x}_1, y_1, \dots, \mathbf{x}_t)$. We compare with a GP model with output warping — details provided in Appendix B. We report the log-predictive likelihood $\log p(y_t|\mathbf{x}_t, \dots)$ in Table 4.

As uncertainty estimation is important for HPO, we also evaluate how well the function predictive distribution is calibrated. When a predictive distribution $p_\theta(y|\dots)$ matches the true distribution, the estimated CDF $F(y) = \int_{-\infty}^y p_\theta(y'|\dots)dy'$ will be uniformly distributed. In Fig. 3, we plot the cumulative histogram of $F(y)$ on RealWorldData test set and check the deviation from the diagonal line to assess goodness-of-fit as proposed by Rosenblatt [55]. The OPTFORMER has a smaller

Table 4: Log-predictive likelihood (with 1-std. standard error, higher is better (\uparrow)) and ECE (percentage of error, lower is better (\downarrow)) on RealWorldData and HPO-B test sets.

Model	Log-predictive likelihood \uparrow	
	RealWorldData	HPO-B
GP	0.83(0.06)	4.03(0.04)
OPTFORMER	2.12 (0.05)	6.16 (0.04)
Model	ECE (percent %) \downarrow	
	RealWorldData	HPO-B
GP	5.34 (0.06)	2.39 (0.05)
OPTFORMER	1.11 (0.02)	1.89 (0.01)

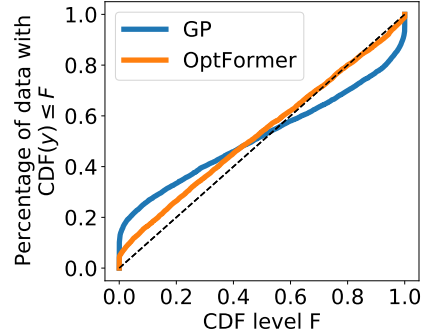


Figure 3: Cumulative histogram of predicted CDF(y) on RealWorldData test set.

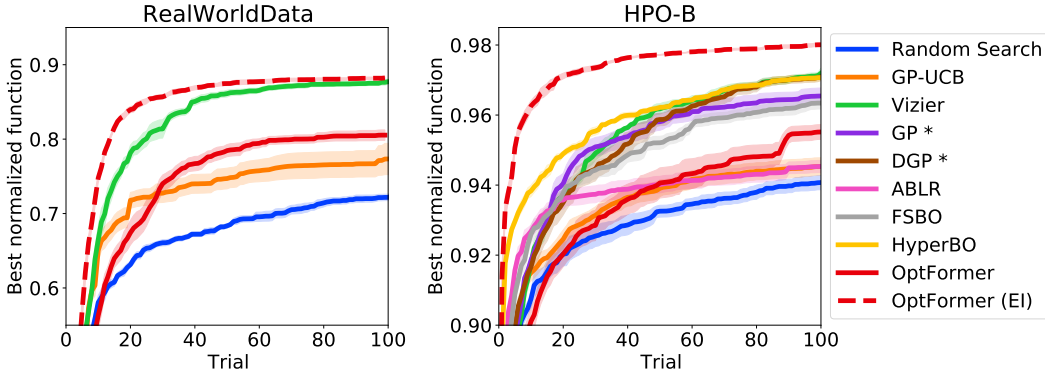


Figure 4: Higher is better. Best normalized function value averaged over 16 RealWorldData test functions (left) and over 86 HPO-B test functions (right) with 1-std confidence interval from 5 runs. GP* and DGP* results are provided by [5]. The transfer learning methods ABLR, FSBO and HyperBO cannot be applied to RealWorldData.

deviation than the GP almost across the entire range. We also compare calibration performance using the expected calibration error (ECE) [27]. Readers are referred to [27] and Appendix E.2 for a detailed explanation of ECE. We observe from Table 4 that the OPTFORMER achieves better predictive likelihood and ECE than the GP on both datasets.

6.3 Augmenting a prior policy with function prediction

We evaluate the OPTFORMER as a hyperparameter optimization algorithm on two benchmarks, RealWorldData and HPO-B. We compare our prior policy, the OPTFORMER, and an augmented policy with Expected Improvement, the OPTFORMER (EI), against standard HPO baselines, including Random Search, our implementation of GP-UCB, and the well-tuned Vizier service. For HPO-B, we also include the GP (not to be confused with our GP-UCB) and DGP (GP with deep kernel) baseline results provided by the original paper [5]. Additionally, we include three recent transfer-learning methods based on multi-task GP models: ABLR [12, 56], FSBO [7], and HyperBO [57, 58] (implementation details in Appendix B). Please note that all of these transfer learning methods require learning GPs on multiple tasks sharing the same search space. Therefore, none of them apply to the RealWorldData benchmark where every study has its own search space.

We show the trajectory of the best normalized function value averaged over all functions from each benchmark in Fig. 4. While the prior policy returned by the OPTFORMER does not perform as well as Vizier, it is comparable or slightly better than our GP-UCB baseline and ABLR.

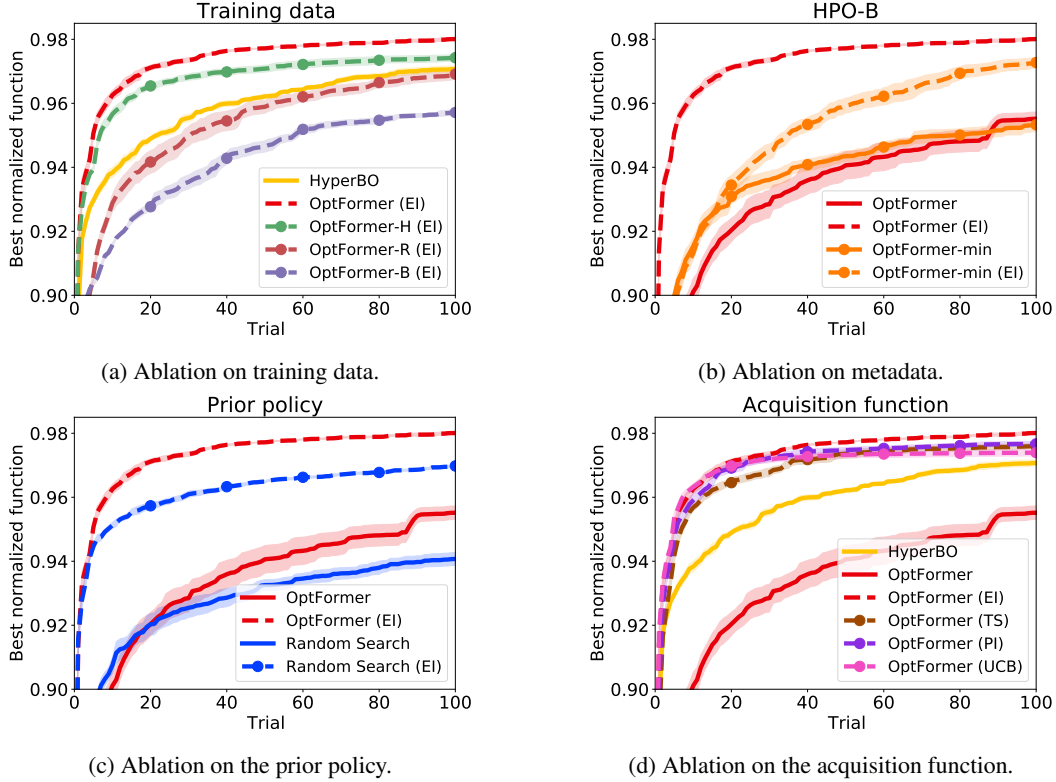


Figure 5: Best normalized function values averaged over HPO-B test functions with 1-std confidence interval. Ablation curves are shown with \circ markers. (a) The more similar the training dataset, the better the transfer. Here, the suffix with "H", "R", "B" indicates training on HPO-B, RealWorldData, and BBOB respectively. (b) Removing the majority of metadata hurts function prediction. (c) The prior policy improves performance with or without the Expected Improvement acquisition function. (d) All acquisition functions provide a significant improvement.

The most significant improvement is achieved when we augment our prior policy with the Expected Improvement acquisition function. The resulting OPTFORMER (EI) outperforms all baselines across the board on both benchmarks. This illustrates that the OPTFORMER is able to learn the distribution of functions in the meta-training split and transfers to the meta-testing split.

It is worth noting that to run 100 trials for about half of the test functions, the required history token sequence is longer than the 1024-token length used in training, with the maximum length about twice the training horizon. The superior performance of the OPTFORMER (EI) thus demonstrates its good generalization performance beyond the optimization horizon it is trained for.

6.4 Ablations

We provide further ablations on three important components for our policy:

Training dataset. To understand the impact of the training datasets on the OPTFORMER, we train three variants on individual datasets (OPTFORMER-"R", "H", "B" respectively for RealWorldData, HPO-B, BBOB) and study their transfer learning performances on HPO-B. Fig. 5a verifies that training with in-domain data ("H") gives better performance than training over the more diverse across-domain RealWorldData HPO dataset ("R"), which is better than training over the synthetic BBOB data ("B"). Nonetheless, training on RealWorldData is enough to give comparable performance to the best transfer learning baseline at the end of 100 trials. Lastly, training on all of the datasets (OPTFORMER) gives a further advantage over OPTFORMER-H. This suggests that more data does not hurt the model's performance but rather may improve it, even if the extra data is out-of-domain.

Meta-data m . We have demonstrated how the OPTFORMER’s behavior can be controlled by the algorithm name in metadata m in Section 6.1. Here we study whether the OPTFORMER learns to depend on other meta information. At inference time, we provide minimum information in m (OPTFORMER-min) by excluding all textual information and parameter value ranges. We only keep necessary information such as parameter types and algorithm names. Fig. 5b shows that the prior policy of OPTFORMER-min performs comparably with the OPTFORMER, partly due to the use of data augmentation (see Appendix D.2). The augmented policy OPTFORMER-min (EI) (dashed orange) improves upon the prior policy but is significantly *worse* than the full model, suggesting that the missing metadata impacts the model’s predictions on function values.

Prior policy. Section 6.3 demonstrated the benefit of adding an acquisition function to the prior policy. A natural question is whether a good prior policy is needed at all. In Fig. 5c, we replace the prior policy in the OPTFORMER (EI) with random search (Random Search (EI), dashed blue line). While adding Expected Improvement still improves this random search policy’s performance, the best method requires both a good prior policy and the acquisition function.

Choice of acquisition function. In Fig. 5d, we compare the Expected Improvement (EI) with Thompson Sampling (TS), Probability of Improvement (PI), and Upper Confidence Bound (UCB) with a confidence level of 0.9. We observe that the prior policy is improved by all the acquisition functions. Particularly, OPTFORMER (EI) is the best among all the choices though the difference is relatively small compared to the advantage over other baselines and OPTFORMER prior policy. We provide additional analysis with results on both the RealWorldData and HPO-B datasets, as well as other evaluation metrics in Appendix E.4.

7 Limitations and future extensions

We list a few limitations of this work and discuss some potential extensions. (1) We did not consider parameters that do not always apply or are subject to dynamic constraints depending on other parameter values. Such parameters are common in AutoML [59] and NAS applications [60]. Our work can be extended to support these applications, by providing the conditional specifications as text in metadata m . (2) We also considered only sequential optimization with a batch size of 1. To support parallel suggestions, one could apply random masking to input function value observations to simulate scenarios with parallel pending trials [33]. (3) While we trained the Transformer to clone the behavior policy offline, there are extensive literature on offline RL [29] that could be applied here [25, 47, 61–64]. One could also consider meta-training acquisition functions as in [31] within the same model and online fine-tuning as in [7, 41]. (4) We considered a single objective function, though multiple objectives can be easily included by outputting multiple function tokens in a trial. (5) The maximum sequence length is limited by the quadratic memory size requirement of a Transformer, which could be mitigated with more scalable architecture variants such as Performer [65].

8 Conclusion

We presented first step to learning a universal Transformer model for hyperparameter optimization from large scale datasets containing tuning experiments with vastly different search spaces and experiment descriptions. By training on a diverse set of synthetic and real-world tuning trajectories, we demonstrated the capacity of a single Transformer model to imitate 7 fundamentally different HPO policies, learn to make well calibrated few-shot function predictions, and provide competitive optimization performance on unseen test functions comparable with the existing, long-trying GP-based baselines. Many extensions are readily conceivable for future exploration.

Acknowledgments

We would like to thank Chris Dyer, Luke Metz, Kevin Murphy, Yannis Assael, and Esteban Real for providing valuable feedback during their reviews of this paper. We further thank Sebastian Pineda Arango for technical discussions on the HPO-B benchmark and Christof Angermueller on biological benchmarks. In addition, we thank Daniel Golovin, Daiyi Peng, Yingjie Miao, Jack Parker-Holder, Jie Tan, Lucio Dery, and Aleksandra Faust for multiple useful conversations.

References

- [1] Joaquin Vanschoren, Jan N Van Rijn, Bernd Bischl, and Luis Torgo. OpenML: Networked science in machine learning. *ACM SIGKDD Explorations Newsletter*, 15(2):49–60, 2014.
- [2] Daniel Golovin, Benjamin Solnik, Subhdeep Moitra, Greg Kochanski, John Karro, and D. Sculley. Google Vizier: A service for black-box optimization. In *ACM SIGKDD International Conference on Knowledge Discovery and Data Mining*, pages 1487–1495, 2017.
- [3] Valerio Perrone, Huibin Shen, Aida Zolic, Iaroslav Shcherbatyi, Amr Ahmed, Tanya Bansal, Michele Donini, Fela Winkelmolten, Rodolphe Jenatton, Jean Baptiste Faddoul, Barbara Pogorzelska, Miroslav Miladinovic, Krishnaram Kenthapadi, Matthias W. Seeger, and Cédric Archambeau. Amazon SageMaker automatic model tuning: Scalable black-box optimization. *CoRR*, abs/2012.08489, 2020.
- [4] Deepak Mukunthu, Parashar Shah, and Wee Hyong Tok. *Practical Automated Machine Learning on Azure: Using Azure Machine Learning to Quickly Build AI Solutions*. O’Reilly Media, 2019.
- [5] Sebastian Pineda-Arango, Hadi S. Jomaa, Martin Wistuba, and Josif Grabocka. HPO-B: A large-scale reproducible benchmark for black-box HPO based on openml. *CoRR*, abs/2106.06257, 2021.
- [6] Hyunghun Cho, Yongjin Kim, Eunjung Lee, Daeyoung Choi, Yongjae Lee, and Wonjong Rhee. Basic enhancement strategies when using bayesian optimization for hyperparameter tuning of deep neural networks. *IEEE Access*, 8:52588–52608, 2020.
- [7] Martin Wistuba and Josif Grabocka. Few-shot Bayesian optimization with deep kernel surrogates. In *International Conference on Learning Representations*, 2021.
- [8] Matthias Feurer, Benjamin Letham, and Eytan Bakshy. Scalable meta-learning for Bayesian optimization using ranking-weighted Gaussian process ensembles. In *AutoML Workshop at ICML*, volume 7, 2018.
- [9] Kevin Swersky, Jasper Snoek, and Ryan P Adams. Multi-task Bayesian optimization. In *Advances in Neural Information Processing Systems*, 2013.
- [10] Dani Yogatama and Gideon Mann. Efficient transfer learning method for automatic hyperparameter tuning. In *Artificial Intelligence and Statistics*, 2014.
- [11] Matthias Poloczek, Jialei Wang, and Peter Frazier. Multi-information source optimization. In *Advances in Neural Information Processing Systems*, 2017.
- [12] Valerio Perrone, Rodolphe Jenatton, Matthias Seeger, and Cédric Archambeau. Scalable hyperparameter transfer learning. In *Advances in Neural Information Processing Systems*, pages 6846–6856, 2018.
- [13] Jonas Rothfuss, Vincent Fortuin, Martin Josifoski, and Andreas Krause. PACOH: Bayes-optimal meta-learning with PAC-guarantees. In *International Conference on Machine Learning*, pages 9116–9126. PMLR, 2021.
- [14] Andreas Krause and Cheng S Ong. Contextual Gaussian process bandit optimization. In *Advances in Neural Information Processing Systems*, 2011.
- [15] Rémi Bardenet, Mátyás Brendel, Balázs Kégl, and Michele Sebag. Collaborative hyperparameter tuning. In *International Conference on Machine Learning*, 2013.
- [16] Matthias Poloczek, Jialei Wang, and Peter I Frazier. Warm starting Bayesian optimization. In *Winter Simulation Conference (WSC)*. IEEE, 2016.
- [17] Ashish Vaswani, Noam Shazeer, Niki Parmar, Jakob Uszkoreit, Llion Jones, Aidan N. Gomez, Lukasz Kaiser, and Illia Polosukhin. Attention is all you need. In Isabelle Guyon, Ulrike von Luxburg, Samy Bengio, Hanna M. Wallach, Rob Fergus, S. V. N. Vishwanathan, and Roman Garnett, editors, *Advances in Neural Information Processing Systems*, pages 5998–6008, 2017.
- [18] Jacob Devlin, Ming-Wei Chang, Kenton Lee, and Kristina Toutanova. BERT: pre-training of deep bidirectional transformers for language understanding. In Jill Burstein, Christy Doran, and Tamar Solorio, editors, *Association for Computational Linguistics*, pages 4171–4186, 2019.
- [19] Alexey Dosovitskiy, Lucas Beyer, Alexander Kolesnikov, Dirk Weissenborn, Xiaohua Zhai, Thomas Unterthiner, Mostafa Dehghani, Matthias Minderer, Georg Heigold, Sylvain Gelly, Jakob Uszkoreit, and Neil Houlsby. An image is worth 16x16 words: Transformers for image

- recognition at scale. In *International Conference on Learning Representations*. OpenReview.net, 2021.
- [20] Mark Chen, Alec Radford, Rewon Child, Jeffrey Wu, Heewoo Jun, David Luan, and Ilya Sutskever. Generative pretraining from pixels. In *International Conference on Machine Learning*, volume 119, pages 1691–1703.
- [21] Alexander Rives, Joshua Meier, Tom Sercu, Siddharth Goyal, Zeming Lin, Jason Liu, Demi Guo, Myle Ott, C. Lawrence Zitnick, Jerry Ma, and Rob Fergus. Biological structure and function emerge from scaling unsupervised learning to 250 million protein sequences. *Proceedings of the National Academy of Sciences*, 118(15):e2016239118, 2021.
- [22] Ananthan Nambiar, Maeve Hefflin, Simon Liu, Sergei Maslov, Mark Hopkins, and Anna Ritz. Transforming the language of life: Transformer neural networks for protein prediction tasks. Association for Computing Machinery, 2020.
- [23] Yujia Li, David H. Choi, Junyoung Chung, Nate Kushman, Julian Schrittwieser, Rémi Leblond, Tom Eccles, James Keeling, Felix Gimeno, Agustin Dal Lago, Thomas Hubert, Peter Choy, Cyprien de Masson d’Autume, Igor Babuschkin, Xinyun Chen, Po-Sen Huang, Johannes Welbl, Sven Gowal, Alexey Cherepanov, James Molloy, Daniel J. Mankowitz, Esme Sutherland Robson, Pushmeet Kohli, Nando de Freitas, Koray Kavukcuoglu, and Oriol Vinyals. Competition-level code generation with alphacode. *CoRR*, abs/2203.07814, 2022.
- [24] Mark Chen, Jerry Tworek, Heewoo Jun, Qiming Yuan, Henrique Ponde de Oliveira Pinto, Jared Kaplan, Harrison Edwards, Yuri Burda, Nicholas Joseph, Greg Brockman, Alex Ray, Raul Puri, Gretchen Krueger, Michael Petrov, Heidy Khlaaf, Girish Sastry, Pamela Mishkin, Brooke Chan, Scott Gray, Nick Ryder, Mikhail Pavlov, Alethea Power, Lukasz Kaiser, Mohammad Bavarian, Clemens Winter, Philippe Tillet, Felipe Petroski Such, Dave Cummings, Matthias Plappert, Fotios Chantzis, Elizabeth Barnes, Ariel Herbert-Voss, William Hebgen Guss, Alex Nichol, Alex Paino, Nikolas Tezak, Jie Tang, Igor Babuschkin, Suchir Balaji, Shantanu Jain, William Saunders, Christopher Hesse, Andrew N. Carr, Jan Leike, Joshua Achiam, Vedant Misra, Evan Morikawa, Alec Radford, Matthew Knight, Miles Brundage, Mira Murati, Katie Mayer, Peter Welinder, Bob McGrew, Dario Amodei, Sam McCandlish, Ilya Sutskever, and Wojciech Zaremba. Evaluating large language models trained on code. *CoRR*, abs/2107.03374, 2021.
- [25] Lili Chen, Kevin Lu, Aravind Rajeswaran, Kimin Lee, Aditya Grover, Michael Laskin, Pieter Abbeel, Aravind Srinivas, and Igor Mordatch. Decision transformer: Reinforcement learning via sequence modeling. In Marc’Aurelio Ranzato, Alina Beygelzimer, Yann N. Dauphin, Percy Liang, and Jennifer Wortman Vaughan, editors, *Advances in Neural Information Processing Systems*, pages 15084–15097, 2021.
- [26] Scott Reed, Konrad Zolna, Emilio Parisotto, Sergio Gomez Colmenarejo, Alexander Novikov, Gabriel Barth-Maron, Mai Gimenez, Yury Sulsky, Jackie Kay, Jost Tobias Springenberg, Tom Eccles, Jake Bruce, Ali Razavi, Ashley Edwards, Nicolas Heess, Yutian Chen, Raia Hadsell, Oriol Vinyals, Mahyar Bordbar, and Nando de Freitas. A generalist agent. *arXiv preprint arXiv:2205.06175*, 2022.
- [27] Mahdi Pakdaman Naeini, Gregory Cooper, and Milos Hauskrecht. Obtaining well calibrated probabilities using Bayesian binning. In *AAAI Conference on Artificial Intelligence*, 2015.
- [28] Richard Liaw, Eric Liang, Robert Nishihara, Philipp Moritz, Joseph E. Gonzalez, and Ion Stoica. Tune: A research platform for distributed model selection and training. *CoRR*, abs/1807.05118, 2018.
- [29] Sergey Levine, Aviral Kumar, George Tucker, and Justin Fu. Offline reinforcement learning: Tutorial, review, and perspectives on open problems. *CoRR*, abs/2005.01643, 2020.
- [30] Colin Raffel, Noam Shazeer, Adam Roberts, Katherine Lee, Sharan Narang, Michael Matena, Yanqi Zhou, Wei Li, and Peter J. Liu. Exploring the limits of transfer learning with a unified text-to-text transformer. *Journal of Machine Learning Research*, 21(140):1–67, 2020.
- [31] Michael Volpp, Lukas P. Fröhlich, Kirsten Fischer, Andreas Doerr, Stefan Falkner, Frank Hutter, and Christian Daniel. Meta-learning acquisition functions for transfer learning in Bayesian optimization. In *International Conference on Learning Representations*. OpenReview.net, 2020.
- [32] Matthias Feurer, Jost Springenberg, and Frank Hutter. Initializing Bayesian hyperparameter optimization via meta-learning. In *AAAI Conference on Artificial Intelligence*, 2015.

- [33] Yutian Chen, Matthew W Hoffman, Sergio Gómez Colmenarejo, Misha Denil, Timothy P Lillicrap, Matt Botvinick, and Nando Freitas. Learning to learn without gradient descent by gradient descent. In *International Conference on Machine Learning*, pages 748–756. PMLR, 2017.
- [34] Yan Duan, John Schulman, Xi Chen, Peter L. Bartlett, Ilya Sutskever, and Pieter Abbeel. RL²: Fast reinforcement learning via slow reinforcement learning. *CoRR*, abs/1611.02779, 2016.
- [35] Jane X. Wang, Zeb Kurth-Nelson, Hubert Soyer, Joel Z. Leibo, Dhruva Tirumala, Rémi Munos, Charles Blundell, Dhharshan Kumaran, and Matt M. Botvinick. Learning to reinforcement learn. In *CogSci*, 2017.
- [36] Mojtaba Valipour, Bowen You, Maysum Panju, and Ali Ghodsi. SymbolicGPT: A generative transformer model for symbolic regression. *CoRR*, abs/2106.14131, 2021.
- [37] Guillaume Lample and François Charton. Deep learning for symbolic mathematics. In *International Conference on Learning Representations*. OpenReview.net, 2020.
- [38] Vishesh Agarwal, Somak Aditya, and Navin Goyal. Analyzing the nuances of transformers’ polynomial simplification abilities. *1st Mathematical Reasoning in General Artificial Intelligence Workshop at ICLR*, 2021.
- [39] François Charton. Linear algebra with transformers. *CoRR*, abs/2112.01898, 2021.
- [40] Samuel Müller, Noah Hollmann, Sebastian Pineda-Arango, Josif Grabocka, and Frank Hutter. Transformers can do Bayesian inference. 2022.
- [41] Qinqing Zheng, Amy Zhang, and Aditya Grover. Online decision transformer. *arXiv preprint arXiv:2202.05607*, 2022.
- [42] Nikhil Singh, Brandon Kates, Jeff Mentch, Anant Kharkar, Madeleine Udell, and Iddo Drori. Privileged zero-shot automl. *CoRR*, abs/2106.13743, 2021.
- [43] Pierre Bourhis, Juan L Reutter, Fernando Suárez, and Domagoj Vrgoč. Json: data model, query languages and schema specification. In *Proceedings of the 36th ACM SIGMOD-SIGACT-SIGAI symposium on principles of database systems*, pages 123–135, 2017.
- [44] Taku Kudo and John Richardson. Sentencepiece: A simple and language independent subword tokenizer and detokenizer for neural text processing. In *Proceedings of the 2018 Conference on Empirical Methods in Natural Language Processing: System Demonstrations*, pages 66–71, 2018.
- [45] Roman Garnett. *Bayesian Optimization*. Cambridge University Press, 2022.
- [46] Bobak Shahriari, Kevin Swersky, Ziyu Wang, Ryan P Adams, and Nando De Freitas. Taking the human out of the loop: A review of Bayesian optimization. *Proceedings of the IEEE*, 104(1):148–175, 2015.
- [47] Scott Fujimoto, David Meger, and Doina Precup. Off-policy deep reinforcement learning without exploration. In *International Conference on Machine Learning*, pages 2052–2062. PMLR, 2019.
- [48] Ouassim Ait ElHara, Konstantinos Varelas, Duc Manh Nguyen, Tea Tusar, Dimo Brockhoff, Nikolaus Hansen, and Anne Auger. COCO: The large scale black-box optimization benchmarking (bbob-largescale) test suite. *ArXiv*, abs/1903.06396, 2019.
- [49] Esteban Real, Alok Aggarwal, Yanping Huang, and Quoc V Le. Regularized evolution for image classifier architecture search. In *Proceedings of the aaai conference on artificial intelligence*, volume 33, pages 4780–4789, 2019.
- [50] Xin-She Yang and Suash Deb. Eagle strategy using Lévy walk and firefly algorithms for stochastic optimization. In *Nature inspired cooperative strategies for optimization (NISCO 2010)*, pages 101–111. Springer, 2010.
- [51] Ryan Turner, David Eriksson, Michael McCourt, Juha Kiili, Eero Laaksonen, Zhen Xu, and Isabelle Guyon. Bayesian optimization is superior to random search for machine learning hyperparameter tuning: Analysis of the black-box optimization challenge 2020. In *NeurIPS 2020 Competition and Demonstration Track*, pages 3–26, 2021.
- [52] Alexander I Cowen-Rivers, Wenlong Lyu, Rasul Tutunov, Zhi Wang, Antoine Grosnit, Ryan Rhys Griffiths, Alexandre Max Maraval, Hao Jianye, Jun Wang, Jan Peters, et al. Hebo:

- Pushing the limits of sample-efficient hyper-parameter optimisation. *Journal of Artificial Intelligence Research*, 74:1269–1349, 2022.
- [53] Luke Metz, Niru Maheswaranathan, Ruoxi Sun, C Daniel Freeman, Ben Poole, and Jascha Sohl-Dickstein. Taskset: A dataset of optimization tasks. 2020.
- [54] Mikhail Evchenko, Joaquin Vanschoren, Holger H Hoos, Marc Schoenauer, and Michèle Sebag. Frugal machine learning. *arXiv preprint arXiv:2111.03731*, 2021.
- [55] Murray Rosenblatt. Remarks on a multivariate transformation. *The Annals of Mathematical Statistics*, 23(3):470 – 472, 1952.
- [56] Christopher M Bishop and Nasser M Nasrabadi. *Pattern recognition and machine learning*, volume 4. Springer, 2006.
- [57] Zi Wang, Beomjoon Kim, and Leslie Pack Kaelbling. Regret bounds for meta Bayesian optimization with an unknown gaussian process prior. In *Advances in Neural Information Processing Systems*, 2018.
- [58] Zi Wang, George E Dahl, Kevin Swersky, Chansoo Lee, Zelda Mariet, Zachary Nado, Justin Gilmer, Jasper Snoek, and Zoubin Ghahramani. Pre-trained Gaussian processes for Bayesian optimization. *arXiv preprint arXiv:2109.08215*, 2022.
- [59] James Bergstra, Dan Yamins, David D Cox, et al. Hyperopt: A python library for optimizing the hyperparameters of machine learning algorithms. In *Proceedings of the 12th Python in science conference*, volume 13, page 20, 2013.
- [60] Daiyi Peng, Xuanyi Dong, Esteban Real, Mingxing Tan, Yifeng Lu, Gabriel Bender, Hanxiao Liu, Adam Kraft, Chen Liang, and Quoc Le. PyGlove: Symbolic programming for automated machine learning. *Advances in Neural Information Processing Systems*, 33:96–108, 2020.
- [61] Aviral Kumar, Aurick Zhou, George Tucker, and Sergey Levine. Conservative Q-learning for offline reinforcement learning. In Hugo Larochelle, Marc’ Aurelio Ranzato, Raia Hadsell, Maria-Florina Balcan, and Hsuan-Tien Lin, editors, *Advances in Neural Information Processing Systems 33: Annual Conference on Neural Information Processing Systems 2020, NeurIPS 2020, December 6-12, 2020, virtual*, 2020.
- [62] Caglar Gulcehre, Sergio Gómez Colmenarejo, Ziyu Wang, Jakub Sygnowski, Thomas Paine, Konrad Zolna, Yutian Chen, Matthew Hoffman, Razvan Pascanu, and Nando de Freitas. Regularized behavior value estimation. *arXiv preprint arXiv:2103.09575*, 2021.
- [63] Jürgen Schmidhuber. Reinforcement learning upside down: Don’t predict rewards - just map them to actions. *CoRR*, abs/1912.02875, 2019.
- [64] Julian Schrittwieser, Thomas Hubert, Amol Mandhane, Mohammadamin Barekatain, Ioannis Antonoglou, and David Silver. Online and offline reinforcement learning by planning with a learned model. *Advances in Neural Information Processing Systems*, 34, 2021.
- [65] Krzysztof Choromanski, Valerii Likhoshesterov, David Dohan, Xingyou Song, Andreea Gane, Tamas Sarlos, Peter Hawkins, Jared Davis, Afroz Mohiuddin, Lukasz Kaiser, et al. Rethinking attention with performers. *arXiv preprint arXiv:2009.14794*, 2020.
- [66] Daniel Golovin, John Karro, Greg Kochanski, Chansoo Lee, Xingyou Song, and Qiuyi (Richard) Zhang. Gradientless descent: High-dimensional zeroth-order optimization. In *International Conference on Learning Representations*. OpenReview.net, 2020.
- [67] James Kennedy and Russell Eberhart. Particle swarm optimization. In *ICNN’95 international conference on neural networks*, volume 4, pages 1942–1948, 1995.
- [68] Alexander I Cowen-Rivers, Wenlong Lyu, Rasul Tutunov, Zhi Wang, Antoine Grosnit, Ryan Rhys Griffiths, Alexandre Max Maraval, Hao Jianye, Jun Wang, Jan Peters, et al. An empirical study of assumptions in Bayesian optimisation. *arXiv preprint arXiv:2012.03826*, 2020.
- [69] Elizabeth D Dolan and Jorge J Moré. Benchmarking optimization software with performance profiles. *Mathematical Programming*, 91(2):201–213, 2002.
- [70] Xuanyi Dong and Yi Yang. Nas-bench-201: Extending the scope of reproducible neural architecture search. In *8th International Conference on Learning Representations, ICLR 2020, Addis Ababa, Ethiopia, April 26-30, 2020*. OpenReview.net, 2020. URL <https://openreview.net/forum?id=HJxyZkBKDr>.

Checklist

1. For all authors...
 - (a) Do the main claims made in the abstract and introduction accurately reflect the paper’s contributions and scope? **[Yes]** Abstract and introduction point out the specific contributions in bullet points, which we have covered throughout or methodology and experiments.
 - (b) Did you describe the limitations of your work? **[Yes]** See Section 7.
 - (c) Did you discuss any potential negative societal impacts of your work? **[Yes]** The main potential negative societal impacts of our work come from the inherent associated risks of using large Transformer models, such as bias. However, currently this does not apply to our work, as our data only contains numerical optimization data, and we are not using language models as of yet. Such a risk may grow however, if in future works, we e.g. use pretrained language models for warm-starting in our OPTFORMER framework.
 - (d) Have you read the ethics review guidelines and ensured that your paper conforms to them? **[Yes]** The most relevant potential ethics concern is our use of RealWorldData. However, as we mention in Appendix C, we anonymized the data to prevent users from being identified in the model.
2. If you are including theoretical results...
 - (a) Did you state the full set of assumptions of all theoretical results? **[N/A]** Not applicable; no theoretical results.
 - (b) Did you include complete proofs of all theoretical results? **[N/A]** Not applicable; no theoretical results.
3. If you ran experiments...
 - (a) Did you include the code, data, and instructions needed to reproduce the main experimental results (either in the supplemental material or as a URL)? **[Yes]** We included the link to the primary T5x codebase in Appendix D.2, along with relevant hyperparameters. But we do not include the training data. The datasets generated on public benchmarks, BBOB and HPO-B, can be reproduced by running publicly available HPO algorithms.
 - (b) Did you specify all the training details (e.g., data splits, hyperparameters, how they were chosen)? **[Yes]** These are specified in Appendix A, Appendix C, and Appendix D.2.
 - (c) Did you report error bars (e.g., with respect to the random seed after running experiments multiple times)? **[Yes]** In experiments, we plotted error bars using 1 standard deviation over 5 runs.
 - (d) Did you include the total amount of compute and the type of resources used (e.g., type of GPUs, internal cluster, or cloud provider)? **[Yes]** See Appendix D.2.
4. If you are using existing assets (e.g., code, data, models) or curating/releasing new assets...
 - (a) If your work uses existing assets, did you cite the creators? **[Yes]** We have cited [48] for our use of BBOB dataset, [5] for the HPO-B dataset, and [30] for training T5 models.
 - (b) Did you mention the license of the assets? **[Yes]** For data, we mentioned the use of Apache 2.0 License when using the HPO-B dataset.
 - (c) Did you include any new assets either in the supplemental material or as a URL? **[Yes]** We cited and linked the T5x codebase (see Appendix D.2) throughout this paper. We
 - (d) Did you discuss whether and how consent was obtained from people whose data you’re using/curating? **[Yes]** The BBOB dataset is synthetic, and the HPO-B dataset is public. For the RealWorldData dataset, users by default are agreeing to the condition that their tuning data may be used for research purposes. We have also ensured anonymity over the data by removing personally identifiable information.
 - (e) Did you discuss whether the data you are using/curating contains personally identifiable information or offensive content? **[Yes]** As discussed in Appendix C, we anonymized user details from studies in the RealWorldData dataset.
5. If you used crowdsourcing or conducted research with human subjects...
 - (a) Did you include the full text of instructions given to participants and screenshots, if applicable? **[N/A]** Not applicable.

- (b) Did you describe any potential participant risks, with links to Institutional Review Board (IRB) approvals, if applicable? [N/A] Not applicable.
- (c) Did you include the estimated hourly wage paid to participants and the total amount spent on participant compensation? [N/A] Not applicable.