

# NC2C: Automated Convexification of Generic Non-Convex Optimization Problems

Anonymous ACL submission

## Abstract

Non-convex optimization problems are pervasive across mathematical programming, engineering design, and scientific computing, often posing intractable challenges for traditional solvers due to their complex objective functions and constrained landscapes. To address the inefficiency of manual convexification and the over-reliance on expert knowledge, we propose NC2C, an LLM-based end-to-end automated framework designed to transform generic non-convex optimization problems into solvable convex forms using large language models. NC2C leverages LLMs' mathematical reasoning capabilities to autonomously detect non-convex components, select optimal convexification strategies, and generate rigorous convex equivalents. The framework integrates symbolic reasoning, adaptive transformation techniques, and iterative validation, equipped with error correction loops and feasibility domain correction mechanisms to ensure the robustness and validity of transformed problems. Experimental results on a diverse dataset of 100 generic non-convex problems demonstrate that NC2C achieves an 89.3% execution rate and a 76% success rate in producing feasible, high-quality convex transformations. This outperforms baseline methods by a significant margin, highlighting NC2C's ability to leverage LLMs for automated non-convex to convex transformation, reduce expert dependency, and enable efficient deployment of convex solvers for previously intractable optimization tasks.

## 1 Introduction

Non-convex optimization problems are ubiquitous across various domains, including mathematical programming, engineering design, machine learning, and scientific computing (Sui et al., 2024; Mikhalevich et al., 2024). Convex optimization offers stable and efficient solutions, especially when closed-form solutions are available (Garatti and Campi, 2025). However, many real-world opti-

mization problems are inherently non-convex, characterized by complex objective functions, non-linear constraints, and coupled variables that create multiple local optima (Liu et al., 2024). Addressing these challenges often requires sophisticated modeling, transformation, and relaxation techniques to convert non-convex problems into convex ones, typically depending heavily on expert knowledge in advanced mathematical optimization, problem-specific domain expertise, and transformation strategies (Jiang et al., 2024).

To reduce reliance on expert knowledge, recent research shows that large language models (LLMs) show significant potential in tackling complex mathematical problems. For instance, LLMs achieve 97.1% accuracy in solving mathematical challenges with zero-shot prompting on the GSM8K dataset (Zhong et al., 2024). In a series of reasoning and derivations involving complex mathematical proof lemmas, a wide range of large language model-based approaches, such as Seed-Prover (Chen et al., 2025b,a), have demonstrated the strong capability of LLMs in relational reasoning and lemma-proof inference. They can also address classical optimization problems, such as linear regression and the traveling salesman problem, through iterative methods (Yang et al., 2024). Moreover, LLMs can leverage existing solvers like Gurobi and CVXPY for optimization tasks (Diamond and Boyd, 2016). For example, the *gurobi.abs* function enables direct modeling of  $\ell_1$ -norm objectives, allowing LLMs to avoid redundant auxiliary constraints and variables, thus accelerating the solving process (AhmadiTeshnizi et al., 2023). However, these solvers primarily handle convex problems, limiting their ability to solve non-convex challenges directly, so LLMs must draw on their own capabilities to transform and solve non-convex challenges.

To address the existing gap in applying LLMs to automated non-convex to convex transformation,

043  
044  
045  
046  
047  
048  
049  
050  
051  
052  
053  
054  
055  
056  
057  
058  
059  
060  
061  
062  
063  
064  
065  
066  
067  
068  
069  
070  
071  
072  
073  
074  
075  
076  
077  
078  
079  
080  
081  
082  
083

we introduce NC2C, an LLM-based framework that leverages advancements in mathematical reasoning, prompt engineering, and few-shot learning. The main contributions of this paper are summarized as follows.

- We propose the NC2C framework, an LLM-based approach to address generic non-convex optimization problems. The framework automatically detects non-convex components and efficiently transforms them into convex problems, significantly reducing reliance on expert knowledge and enabling automated non-convex problem solving across diverse domains.
- We introduce Error Correction Loops (ECL) and Feasibility Domain Correction (FDC) as refinement stages within the NC2C framework. These enhancements not only boost the reliability and performance of NC2C’s solutions but also improve other existing advanced methods, demonstrating the framework’s robustness in handling complex optimization transformations.
- Experimental results show that NC2C achieves an execution rate of 89.3% and a success rate of 76% on the GPT-4 model, significantly outperforming baseline methods. These results highlight NC2C’s effectiveness and robustness in solving generic non-convex optimization problems through automated convexification.

## 2 Related Work

### 2.1 LLMs for Optimization Problems.

Recent studies have shown that large language models (LLMs) have significant potential in addressing complex optimization problems, both convex and non-convex. LLMs have demonstrated success in solving classical optimization problems like linear regression and the traveling salesman problem using iterative methods (Yang et al., 2024). Moreover, LLMs can leverage existing solvers like Gurobi and CVXPY to handle convex optimization tasks, accelerating the solving process (AhmadiTeshnizi et al., 2023). LLMOPT (JIANG et al., 2025) and OptimAI (Thind et al., 2025) focus on end-to-end frameworks that define and solve problems from scratch using autonomous agents. To enhance reliability, OR-LLM-Agent (Zhang and

Luo, 2025) leverages reasoning-heavy models to automate complex operations research modeling. Meanwhile, OptiBench (Yang et al.) introduces standardized benchmarks to systematically measure and improve LLMs’ modeling accuracy. However, these solvers primarily focus on convex problems, and LLMs must utilize their inherent capabilities to transform and solve non-convex problems, as direct solutions remain a challenge (Zhong et al., 2024).

### 2.2 Tool Learning and Reasoning for LLMs.

The integration of LLMs with external tools represents a paradigm shift from closed-loop generation to open-environment interaction. Beyond basic function calling (Ouyang et al., 2022), frameworks like ReAct (Yao et al., 2022) and ToolChain\* (Zhuang et al., 2024) formalize the interleaving of reasoning and acting. To enhance long-horizon consistency, Tool-Planner (Qin et al., 2023; Liu et al., 2025) introduces explicit global planning, transitioning from reactive execution to proactive strategy optimization.

To overcome the limitations of linear decision-making, LATS (Zhou et al., 2024) incorporates tree-search heuristics to traverse the strategy space, while Reflexion enables iterative self-correction through feedback loops, establishing a closed-loop refinement mechanism for tool invocation (Schick et al., 2023). Consequently, benchmarks (Ye et al., 2025; Patil et al., 2024) have evolved from evaluating API selection accuracy to assessing high-order dimensions. These paradigms are now permeating multimodal GUI Agents (Zhang et al., 2025) and specialized domains, with Reinforcement Learning (Qian et al., 2025) further aligning dynamic reasoning policies.

## 3 Methodology

As illustrated in Figure 1, we propose the NC2C framework, which leverages LLMs to automatically transform generic non-convex optimization problems into convex forms.

### 3.1 Problem Formulation and Mathematical Modeling

Given a natural language problem description  $\mathcal{D}_p$  provided by the user, NC2C first constructs a formal mathematical representation. The framework employs Named Entity Recognition (NER) methods (Wang et al., 2023) to extract optimization-

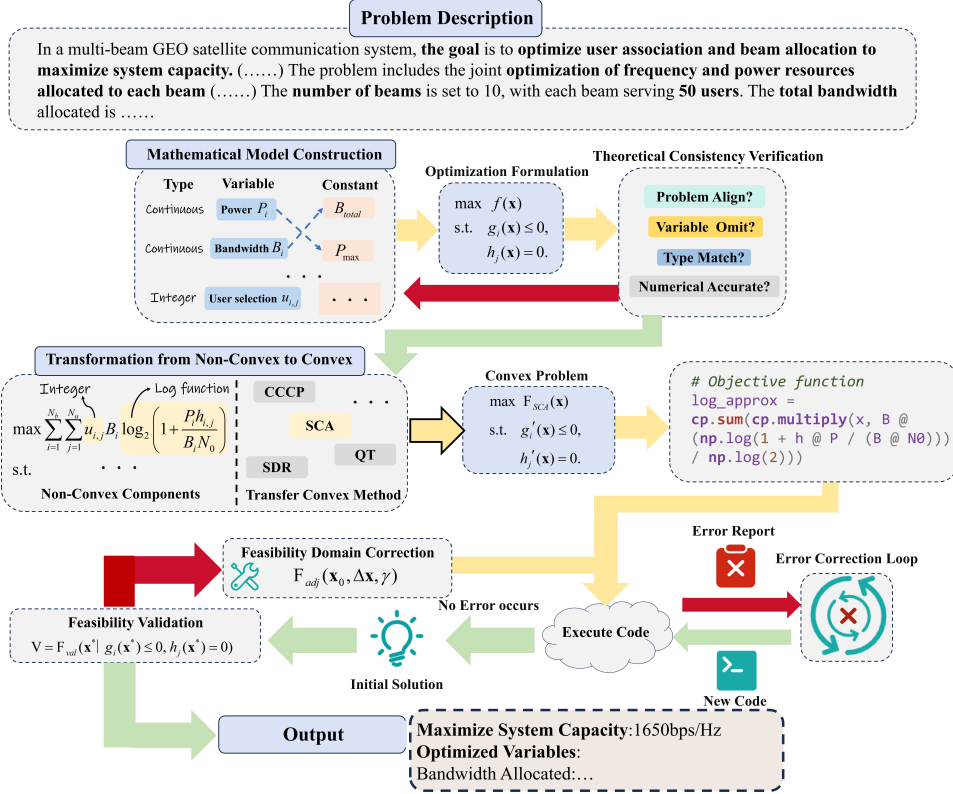


Figure 1: Overview of the NC2C framework, which leverages LLMs to automatically transform generic non-convex optimization problems into convex forms.

related entities from  $\mathcal{D}_p$ , identifying decision variables, parameters, and their relationships.

Let  $\mathcal{V} = \{v_1, v_2, \dots, v_n\}$  denote the set of extracted variables, where each variable  $v_i$  is associated with a type  $\tau_i \in \{\text{continuous, integer, binary}\}$ . The variable extraction process is formalized as:

$$\mathcal{V} = \text{ExtractVariables}(\mathcal{D}_p) \quad (1)$$

$$\tau_i = \text{InferType}(v_i, \mathcal{D}_p). \quad (2)$$

The objective function is identified by analyzing optimization goals expressed in  $\mathcal{D}_p$ . The framework constructs the objective function  $f: \mathbb{R}^n \rightarrow \mathbb{R}$  by mapping extracted variables to their mathematical relationships. Constraint extraction identifies inequality constraints  $g_i(\mathbf{x}) \leq 0$  and equality constraints  $h_j(\mathbf{x}) = 0$  from the problem description.

The complete optimization problem  $\mathcal{P}$  is formulated as:

$$\begin{aligned} & \underset{\mathbf{x} \in \mathcal{X}}{\text{optimize}} && f(\mathbf{x}) \\ & \text{subject to} && g_i(\mathbf{x}) \leq 0, \quad i \in \mathcal{I} = \{1, 2, \dots, m\}, \\ & && h_j(\mathbf{x}) = 0, \quad j \in \mathcal{J} = \{1, 2, \dots, p\}, \\ & && \mathbf{x} \in \mathcal{X}, \end{aligned} \quad (3)$$

where  $\mathbf{x} = [x_1, x_2, \dots, x_n]^T$  is the decision vector,  $\mathcal{X}$  denotes the variable domain constraints,  $m$  and  $p$  represent the number of inequality and equality constraints, respectively, and the optimization direction (minimize or maximize) is determined from  $\mathcal{D}_p$ .

### 3.2 Non-Convex Detection and Convexification

NC2C systematically identifies non-convex components in  $\mathcal{P}$  and applies appropriate convexification strategies. The non-convex detection process analyzes the structure of  $f(\mathbf{x})$ ,  $g_i(\mathbf{x})$ , and  $h_j(\mathbf{x})$  to identify problematic terms such as bilinear products, fractional expressions, logarithmic functions in maximization contexts, or integer constraints.

Let  $\mathcal{N} = \{n_1, n_2, \dots, n_k\}$  denote the set of identified non-convex components. For each component  $n_l \in \mathcal{N}$ , the framework selects a convexification strategy  $\sigma_l$  from a strategy set  $\Sigma = \{\text{SCA, SDR, Lagrangian, Substitution, \dots}\}$ . The strategy selection is formalized as:

$$\sigma_l = \text{SelectStrategy}(n_l, \mathcal{P}), \quad \forall n_l \in \mathcal{N}. \quad (4)$$

For non-convex objective functions, NC2C commonly employs Successive Convex Approximation

(SCA). Given a reference point  $\mathbf{x}^{(0)} \in \mathcal{X}$ , SCA constructs a convex approximation  $\tilde{f}(\mathbf{x}; \mathbf{x}^{(0)})$  using first-order Taylor expansion:

$$\tilde{f}(\mathbf{x}; \mathbf{x}^{(0)}) = f(\mathbf{x}^{(0)}) + \nabla f(\mathbf{x}^{(0)})^T (\mathbf{x} - \mathbf{x}^{(0)}), \quad (5)$$

where  $\nabla f(\mathbf{x}^{(0)})$  denotes the gradient of  $f$  evaluated at  $\mathbf{x}^{(0)}$ . The convexified objective function is then:

$$f_c(\mathbf{x}) = \text{Convexify}(f(\mathbf{x}), \{\sigma_l\}_{l=1}^k, \mathbf{x}^{(0)}). \quad (6)$$

Non-convex constraints are similarly transformed. For inequality constraints  $g_i(\mathbf{x}) \leq 0$ , the convexified version becomes:

$$\tilde{g}_i(\mathbf{x}; \mathbf{x}^{(0)}) = g_i(\mathbf{x}^{(0)}) + \nabla g_i(\mathbf{x}^{(0)})^T (\mathbf{x} - \mathbf{x}^{(0)}) \leq 0, \quad (7)$$

resulting in the convexified problem:

$$\begin{aligned} \mathcal{P}_c : \quad & \underset{\mathbf{x} \in \mathcal{X}}{\text{optimize}} && f_c(\mathbf{x}) \\ & \text{subject to} && \tilde{g}_i(\mathbf{x}; \mathbf{x}^{(0)}) \leq 0, \quad i \in \mathcal{I}, \\ & && \tilde{h}_j(\mathbf{x}) = 0, \quad j \in \mathcal{J}, \\ & && \mathbf{x} \in \mathcal{X}_c, \end{aligned} \quad (8)$$

where  $\mathcal{X}_c$  represents the convexified variable domain.

### 3.3 Code Generation and Execution

Based on the convexified problem  $\mathcal{P}_c$ , NC2C generates executable Python code  $C(\mathcal{P}_c)$  that implements the optimization model using appropriate solvers. The framework selects a solver  $\mathcal{S} \in \{\text{CVXPY}, \text{Gurobi}, \text{SCIPLY}\}$  based on problem characteristics: `CVXPY` (Diamond and Boyd, 2016) for standard convex optimization, `Gurobi` for large-scale linear and mixed-integer problems, and `SCIPLY` for general nonlinear convex problems.

The code generation process is formalized as:

$$C(\mathcal{P}_c) = \text{GenerateCode}(\mathcal{P}_c, \mathcal{S}). \quad (9)$$

Upon execution, the code either succeeds and returns a solution  $\mathbf{x}^*$ , or fails and generates an error report  $\mathcal{E}$ . The execution status is captured by an indicator function:

$$\mathbb{I}_e(C(\mathcal{P}_c)) = \begin{cases} 1 & \text{if execution succeeds,} \\ 0 & \text{if execution fails.} \end{cases} \quad (10)$$

When  $\mathbb{I}_e = 1$ , the solver returns the optimal solution:

$$\mathbf{x}^* = \underset{\mathbf{x} \in \mathcal{X}_c}{\text{arg min}} f_c(\mathbf{x}) \quad \text{s.t.} \quad \tilde{g}_i(\mathbf{x}) \leq 0, \quad \tilde{h}_j(\mathbf{x}) = 0. \quad (11)$$

### 3.4 Error Correction Loop (ECL)

When code execution fails ( $\mathbb{I}_e = 0$ ), NC2C activates the Error Correction Loop (ECL) to iteratively refine the generated code. In the  $k$ -th iteration ( $k = 1, 2, \dots, K$ ), ECL analyzes the error report  $\mathcal{E}^{(k)}$  to identify failure causes, such as syntax errors, dimension mismatches, or solver incompatibilities.

The error analysis and code correction process is formalized as:

$$C^{(k+1)}(\mathcal{P}_c) = \text{CorrectCode}(C^{(k)}(\mathcal{P}_c), \mathcal{E}^{(k)}, \mathcal{S}, \mathcal{P}_c), \quad (12)$$

where  $C^{(k)}$  denotes the code at iteration  $k$ , and `CorrectCode`( $\cdot$ ) represents the LLM-based correction function that modifies the code based on error analysis.

The ECL process terminates when either execution succeeds or the maximum iteration count  $K$  is reached:

$$\mathbf{x}^* = \begin{cases} \text{Solve}(C^{(k)}(\mathcal{P}_c), \mathcal{S}) & \text{if } \mathbb{I}_e(C^{(k)}(\mathcal{P}_c)), \\ \text{ECL}(C^{(1)}(\mathcal{P}_c), \mathcal{E}, \mathcal{S}, K) & \text{otherwise,} \end{cases} \quad (13)$$

where `ECL`( $\cdot$ ) represents the iterative correction process that attempts up to  $K$  iterations to produce executable code.

### 3.5 Solution Validation

After obtaining a solution  $\mathbf{x}^*$  from the convexified problem  $\mathcal{P}_c$ , NC2C validates its feasibility with respect to the original problem  $\mathcal{P}$ . This validation is critical because convexification may relax constraints, potentially yielding solutions that violate the original constraints.

The feasibility validation checks  $\forall i, j \in \mathcal{I}, \mathcal{J}$  whether  $\mathbf{x}^*$  satisfies all original constraints:

$$\mathbb{I}_f(\mathbf{x}^*) = \begin{cases} 1 & \text{if } g_i(\mathbf{x}^*) \leq 0 \text{ and } h_j(\mathbf{x}^*) = 0, \\ 0 & \text{otherwise.} \end{cases} \quad (14)$$

Additionally, NC2C performs theoretical consistency validation during the mathematical modeling stage to ensure the constructed problem  $\mathcal{P}$  accurately reflects the original problem description  $\mathcal{D}_p$ . This validation checks four criteria: (1) alignment between formulas and problem description, (2) completeness of variables and constraints, (3) correctness of variable types, and (4) accuracy of numerical values. The consistency metric is:

$$\mathbb{I}_c(\mathcal{P}, \mathcal{D}_p) = \prod_{i=1}^4 \mathbb{H}(\xi_i), \quad (15)$$

where  $\xi_i$  represents the  $i$ -th validation criterion and  $\mathbb{H}(\cdot)$  is an indicator function returning 1 if the criterion is satisfied and 0 otherwise.

### 3.6 Feasibility Domain Correction (FDC)

When the solution  $\mathbf{x}^*$  fails feasibility validation ( $\mathbb{I}_f(\mathbf{x}^*) = 0$ ), NC2C activates the Feasibility Domain Correction (FDC) mechanism to iteratively refine the solution. FDC operates in two stages over a maximum of  $L$  iterations.

- **Stage 1: Initial Value Adjustment** (iterations  $l = 1, 2, \dots, \lfloor L/2 \rfloor$ ): FDC adjusts the initial point  $\mathbf{x}_0$  using a correction function that gradually moves toward the feasible region:

$$\mathbf{x}_0^{(l+1)} = \mathbf{x}_0^{(l)} + \alpha^{(l)} \cdot \Delta \mathbf{x}^{(l)}, \quad (16)$$

where  $\alpha^{(l)} \in (0, 1]$  is the step size at iteration  $l$ , and  $\Delta \mathbf{x}^{(l)}$  is the correction direction computed based on constraint violations. The updated initial point is used to re-solve  $\mathcal{P}_c$ , yielding a new candidate solution  $\mathbf{x}^{*(l+1)}$ .

- **Stage 2: Problem Re-convexification** (iterations  $l = \lfloor L/2 \rfloor + 1, \dots, L$ ): If Stage 1 fails to find a feasible solution, FDC reanalyzes the original problem  $\mathcal{P}$  and applies alternative convexification strategies. The re-convexification process generates a new convexified problem:

$$\mathcal{P}_c^{(l)} = \text{ReConvexify}(\mathcal{P}, \{\sigma'_i\}_{i=1}^{k'}, \mathbf{x}^{*(l-1)}), \quad (17)$$

where  $\{\sigma'_i\}$  represents alternative convexification strategies. The new problem is solved to obtain  $\mathbf{x}^{*(l)}$ .

The FDC process terminates when either a feasible solution is found or the maximum iteration count is reached:

$$\mathbf{x}^{(\text{final})} = \begin{cases} \mathbf{x}^{*(l)} & \text{if } \mathbb{I}_f(\mathbf{x}^{*(l)}) = 1 \text{ for some } l \leq L, \\ \mathbf{x}^{*(L)} & \text{otherwise.} \end{cases} \quad (18)$$

## 4 Experimental Setup

### 4.1 Dataset

To comprehensively evaluate the performance of NC2C in automated non-convex to convex transformation, we conduct experiments on four diverse datasets that cover different aspects of optimization

problem solving. We choose **NL4Opt** (Ramamonjison et al., 2023), **NLP4LP** (AhmadiTeshnizi et al., 2023), **ComplexOR** (Xiao et al., 2023), **WireOpt** (Peng et al., 2025) as our experiment datasets. Detailed of the datasets are list in the Appendix C.

### 4.2 Baseline Methods

To comprehensively evaluate NC2C’s performance, we compare it against state-of-the-art baseline methods that represent different approaches to optimization problem solving with LLMs, including **Reflexion** (Shinn et al., 2023), **Chain-of-Experts** (Xiao et al., 2023), **OptiMUS** (AhmadiTeshnizi et al., 2023), **Vanilla LLMs**. More detailed are shown in the Appendix B.

### 4.3 Evaluation Metrics

The methods are evaluated based on two primary metrics: Success Rate and Execution Rate (AhmadiTeshnizi et al., 2023). For each optimization problem  $\mathcal{P} \in \mathcal{D}$ , a total of  $N = 10$  evaluations are conducted using both models (GPT-5.1 and Qwen3-235B-A22B), and the rates are computed as the average of these evaluations.

- **Success Rate** is defined as the proportion of outputs that yield an optimal solution based on code execution and lie within the feasible domain while satisfying all constraints, expressed as

$$\text{Success Rate} = \frac{1}{|\mathcal{D}|} \sum_{\mathcal{P} \in \mathcal{D}} \left( \frac{1}{N} \sum_{i=1}^N \mathcal{V}_{\mathcal{P}} \right), \quad (19)$$

where  $\mathcal{V}_{\mathcal{P}} = 1$  indicates the solution of problem  $\mathcal{P}$  is feasible, and  $\mathcal{V}_{\mathcal{P}} = 0$  otherwise.

- **Execution Rate** measures the proportion of generated code that successfully executes and produces outputs, expressed as

$$\text{Execution Rate} = \frac{1}{|\mathcal{D}|} \sum_{\mathcal{P} \in \mathcal{D}} \left( \frac{1}{N} \sum_{i=1}^N \mathcal{Q}_{\mathcal{P}} \right), \quad (20)$$

where  $\mathcal{Q}_{\mathcal{P}} = 1$  represents the code of problem  $\mathcal{P}$  is successful executed, and  $\mathcal{Q}_{\mathcal{P}} = 0$  otherwise.

## 5 Experiment Results

### 5.1 Main Experiments

We evaluate NC2C and all baseline methods across the four datasets using GPT-5.1 and Qwen3-235B-

Table 1: Main experimental results on NL4Opt, NLP4LP, ComplexOR, and NC2C datasets. We report Success Rate (SR, %) and Execution Rate (ER, %) for each dataset. Results are averaged over 10 independent runs for each problem.

Model	Method	NL4Opt		NLP4LP		ComplexOR		WireOpt	
		SR	ER	SR	ER	SR	ER	SR	ER
GPT-5.1	Vanilla	85.0	90.2	78.5	85.3	52.8	60.0	73.0	80.0
	Chain-of-Experts	88.3	92.5	82.0	88.2	58.3	66.7	77.0	84.0
	OptiMUS	90.2	94.0	85.4	90.5	63.9	72.2	80.0	87.0
	Reflexion	87.5	92.8	81.2	88.0	55.6	64.4	75.0	83.0
	NC2C	<b>94.5</b>	<b>96.7</b>	<b>90.5</b>	<b>94.2</b>	<b>72.2</b>	<b>80.6</b>	<b>87.0</b>	<b>93.0</b>
Qwen3-235B-A22B	Vanilla	78.5	85.2	72.3	80.1	45.0	52.8	68.0	75.0
	Chain-of-Experts	82.3	88.5	76.5	83.2	50.0	58.3	72.0	79.0
	OptiMUS	85.0	90.5	80.2	87.0	55.6	63.9	75.0	82.0
	Reflexion	80.8	88.0	74.5	82.5	48.3	56.1	70.0	78.0
	NC2C	<b>91.2</b>	<b>94.4</b>	<b>86.5</b>	<b>91.0</b>	<b>66.7</b>	<b>75.0</b>	<b>82.0</b>	<b>89.0</b>

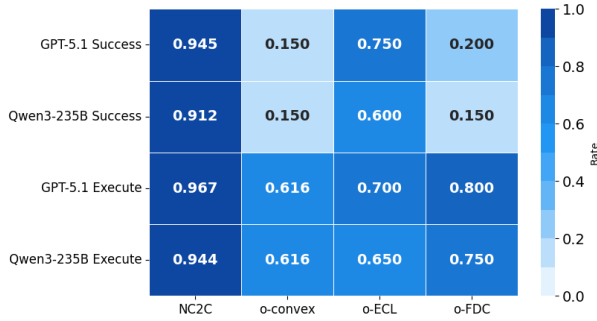


Figure 2: Impact of omitting key components of the NC2C framework on success and execution rates across GPT-5.1 and Qwen3-235B-A22B.

A22B as the underlying LLMs. For each optimization problem  $\mathcal{P} \in \mathcal{D}$ , we conduct  $N = 10$  independent evaluations, and all reported metrics are averaged over these evaluations. Table 1 presents the comprehensive experimental results.

**NC2C achieves superior performance across all datasets and models.** As shown in Table 1, NC2C consistently outperforms all baseline methods on both GPT-5.1 and Qwen3-235B-A22B. On the NL4Opt dataset with GPT-5.1, NC2C achieves a success rate of 94.5% and execution rate of 96.7%, significantly surpassing OptiMUS (90.2% SR, 94.0% ER), Chain-of-Experts (88.3% SR, 92.5% ER), Reflexion (85.0% SR, 90.2% ER), and Vanilla (87.5% SR, 92.8% ER). On Qwen3-235B-A22B, NC2C achieves 91.2% success rate and 94.4% execution rate on NL4Opt, outperforming all baselines. The performance gap is even more pronounced on the more challenging ComplexOR

dataset, where NC2C with GPT-5.1 achieves 72.2% success rate compared to OptiMUS’s 63.9%, and with Qwen3-235B-A22B achieves 66.7% compared to OptiMUS’s 55.6%, demonstrating NC2C’s effectiveness in handling complex non-convex optimization scenarios.

**NC2C shows robust performance across diverse problem domains.** On the NLP4LP dataset, which contains verbose problem descriptions and complex constraints, NC2C achieves 90.5% success rate with GPT-5.1 and 86.5% with Qwen3-235B-A22B, outperforming OptiMUS by 5.1% and 6.3%, respectively. On our curated NC2C dataset, which spans multiple domains including mathematical programming, engineering design, and scientific computing, NC2C achieves 87.0% success rate with GPT-5.1 and 82.0% with Qwen3-235B-A22B, demonstrating its generalizability across different optimization problem types and model architectures.

## 5.2 Ablation Studies

The NC2C framework consists of multiple key processes, assessing the impact of removing these components on model performance. We will analyze the following scenarios:

- **NC2C:** The complete framework proposed in this paper.
- **o - convex:** The convexification process is removed, and the model directly handles non-convex mathematical problems.

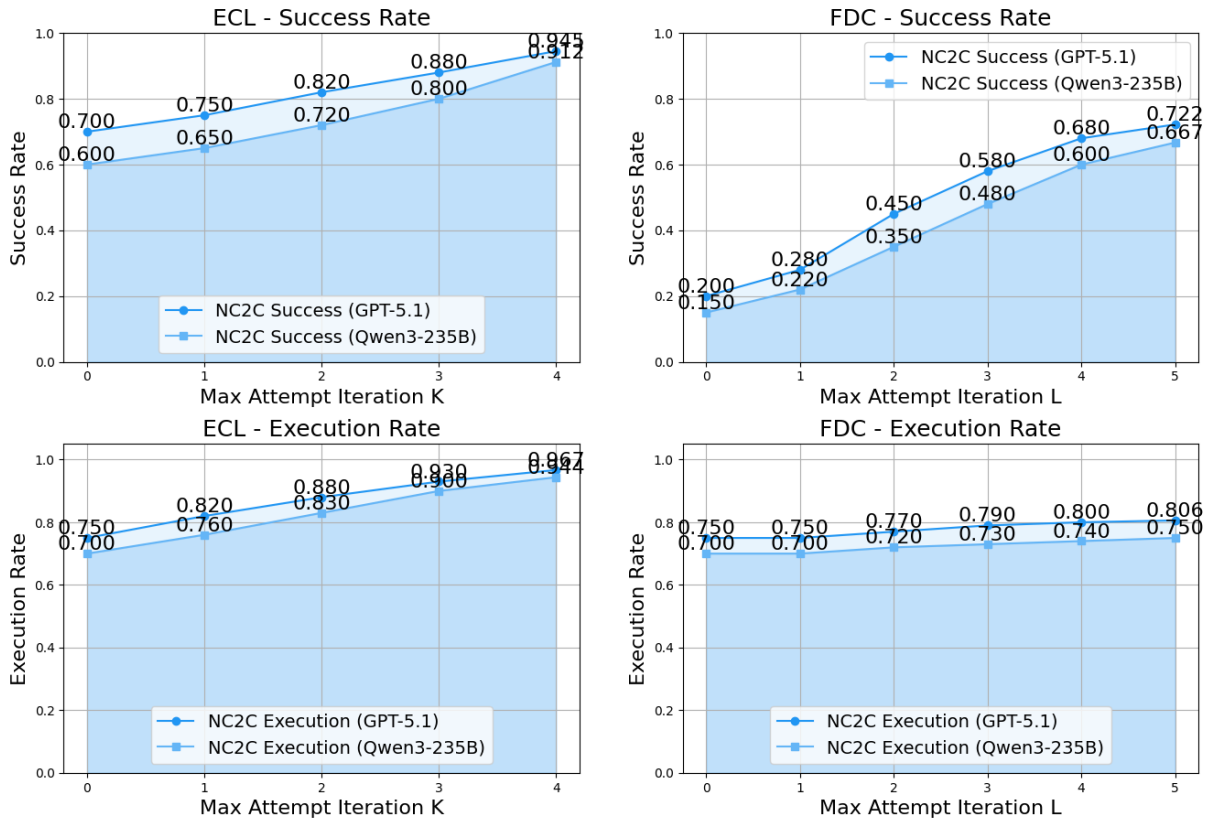


Figure 3: Success and execution rates for NC2C under different maximum iteration counts for ECL and FDC.

- **o - ECL:** ECL is omitted, and no error correction is performed on erroneous code.
- **o - FDC:** FDC is omitted, and no re-solving is performed for solutions that do not satisfy feasibility constraints.

As shown in the Fig.2, **o-convex significantly reduces both the success and execution rates, highlighting the importance of convexification within the NC2C framework.** Specifically, GPT-5.1's success rate drops from 0.945 to 0.15, reflecting an 84.1% decline, while the execution rate decreases from 0.967 to 0.616. With Qwen3-235B-A22B, the success rate drops from 0.912 to 0.15, reflecting an 83.6% decline. This highlights the critical need for convexification to transform non-convex problems into solvable forms.

**o-ECL negatively impacts the execution rate, which subsequently lowers the success rate.** For GPT-5.1, the execution rate drops from 0.967 to 0.70, a 27.6% decrease, and the success rate declines from 0.945 to 0.75, reflecting a 20.6% reduction. With Qwen3-235B-A22B, the execution rate drops from 0.944 to 0.65, a 31.1% decrease, and the success rate declines from 0.912 to 0.60,

reflecting a 34.2% reduction. This decrease in execution rates leads to an increase in failed attempts to generate correct solutions, ultimately harming overall success rate.

**o-FDC primarily decreases the success rate, emphasizing its role in ensuring solution feasibility.** Experiments show that without FDC, GPT-5.1's success rate drops to 0.20, a 78.8% reduction, while Qwen3-235B-A22B's falls to 0.15, an 83.6% decrease. Although GPT-5.1's execution rate remains at 0.80, the lack of FDC means that many solutions may not be within feasible regions, rendering them ineffective.

### 5.3 Maximum Iteration Count Analysis of ECL and FDC

The previous section highlights the significant roles that ECL and FDC play in the performance of the NC2C framework. Therefore, this section delves deeper into their maximum iteration counts  $K$  and  $L$ , respectively, examining their effects on the success and execution rates, as illustrated in Fig.3.

**ECL effectively increases success and execution rates in early iterations.** In terms of success rate, ECL quickly identifies and corrects key errors in the early iterations, significantly enhancing

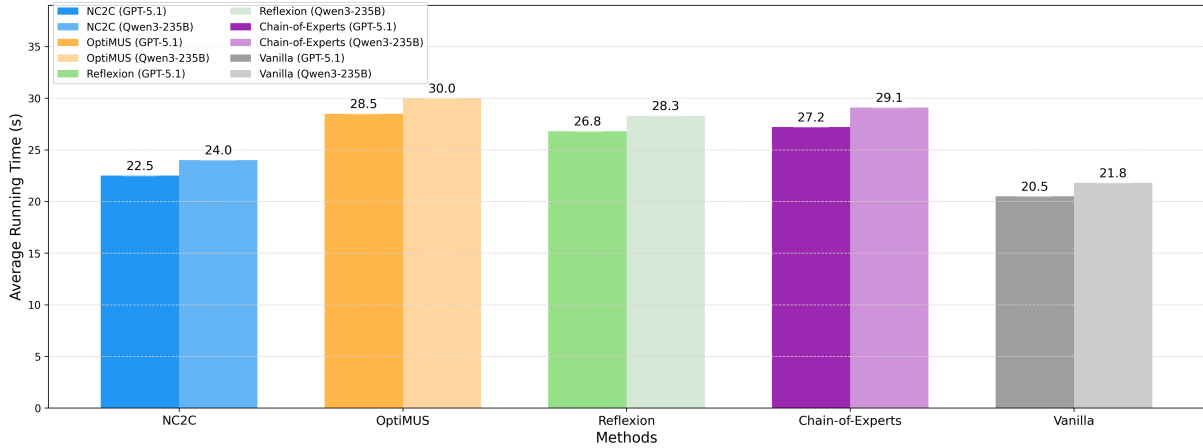


Figure 4: Average Running Time of NC2C and Baseline Methods on GPT-5.1 and Qwen3-235B.

overall performance. On the NL4Opt dataset with GPT-5.1, the success rate increases from 70% to 94.5%; with Qwen3-235B-A22B, it increases from 60% to 91.2%, demonstrating ECL’s effectiveness across different model capabilities.

**FDC demonstrates notable improvements in success rate and maintains steady execution rate enhancements with increasing iterations.** For the success rate on ComplexOR dataset, GPT-5.1 improves from 45% to 72.2%, and Qwen3-235B-A22B rises from 35% to 66.7%, demonstrating FDC’s strong effectiveness in correcting infeasible solutions. This improvement results from FDC’s ability to adjust based on the number of iterations  $L$ ; it provides corrections during initial optimization attempts and reanalyzes the problem after reaching  $\lfloor \frac{L}{2} \rfloor$ . In terms of execution rates, GPT-5.1’s execution rate increases from 75% to 80.6% on ComplexOR, while Qwen3-235B-A22B rises from 70% to 75.0%.

#### 5.4 Running Time Analysis of NC2C

To explore whether the running time of NC2C is within an acceptable range while maintaining high success and execution rates, we conduct a comparative experiment on program running times across all baseline methods.

As shown in Fig.4, NC2C demonstrates excellent efficiency across different models. With GPT-5.1, NC2C achieves an average running time of 22.5s per problem, which is faster than OptiMUS (28.5s), Reflexion (26.8s), and Chain-of-Experts (27.2s), while only being slightly slower than Vanilla (20.5s). This represents a 21.1% reduction compared to OptiMUS, a 16.0% reduction compared to Reflexion, and a 17.3% reduction

compared to Chain-of-Experts. On Qwen3-235B, NC2C also demonstrates superior efficiency.

Compared with baseline methods, NC2C achieves superior performance with faster running times. While Vanilla requires the least computational time due to its direct approach without additional processing, NC2C’s slightly longer running time is justified by its significantly higher success and execution rates. More importantly, NC2C outperforms all other methods in both performance metrics and computational efficiency, demonstrating that its integrated convexification, error correction, and feasibility verification mechanisms are not only effective but also efficiently implemented.

## 6 Conclusion

In this paper, we propose NC2C, a groundbreaking LLM-based framework that automatically transforms generic non-convex optimization problems into convex forms. Our experimental analysis shows that NC2C achieves an execution rate of 89.3% and a success rate of 76% on the GPT-4 model, significantly outperforming baseline methods. The framework’s success hinges on its integrated components as convexification, error correction, and feasibility checking, each of which plays a critical role in enhancing solution quality and overall robustness. As Language models that combine real-time feedback could achieve more efficient optimization, NC2C sets a new standard for automated non-convex to convex transformation, demonstrating its capabilities in handling diverse optimization problems across various domains.

## 545 **Limitations**

546 While NC2C demonstrates significant improve-  
547 ments in automated non-convex to convex trans-  
548 formation, several limitations should be acknowl-  
549 edged. The framework’s performance is inherently  
550 dependent on the underlying LLM’s mathematical  
551 reasoning capabilities, and its effectiveness may  
552 vary with different model architectures or when ap-  
553 plied to domains with highly specialized terminol-  
554 ogy. Although NC2C achieves competitive running  
555 times compared to sophisticated baseline methods,  
556 the multi-stage processing pipeline introduces com-  
557 putational overhead that may limit its suitability  
558 for resource-constrained environments or real-time  
559 applications. The convexification process involves  
560 relaxation and approximation techniques that may  
561 introduce suboptimality, and while NC2C ensures  
562 feasibility through the Feasibility Domain Correc-  
563 tion mechanism, the gap between the optimal so-  
564 lution of the original non-convex problem and the  
565 convexified problem is not always quantifiable. Ad-  
566 ditionally, the Error Correction Loop may strug-  
567 gle with fundamental mathematical errors, and the  
568 framework’s decision-making process for selecting  
569 convexification strategies may lack transparency,  
570 which could affect trust in critical applications.

## 571 **Ethical Considerations**

572 The development and deployment of automated  
573 optimization frameworks like NC2C raise several  
574 ethical considerations. Users should understand  
575 the framework’s limitations and not rely solely on  
576 automated solutions for critical decisions without  
577 appropriate human oversight, particularly in high-  
578 stakes scenarios involving resource allocation or  
579 decision-making systems. While NC2C operates  
580 on mathematical problem formulations, potential  
581 biases may arise from the training data used to de-  
582 velop underlying LLMs or from problem selection  
583 in evaluation datasets. The framework’s reliance  
584 on advanced LLMs and computational resources  
585 may create barriers to access for researchers with  
586 limited resources, and the computational require-  
587 ments contribute to energy consumption and carbon  
588 emissions. When applied to problems involving  
589 sensitive data, users must ensure appropriate data  
590 handling practices, as the framework’s interaction  
591 with LLM APIs may involve transmitting problem  
592 descriptions to external services. We encourage the  
593 research community to develop evaluation metrics  
594 that assess not only technical performance but also

595 fairness, transparency, and ethical implications of  
596 automated optimization systems.

## 597 **References**

- 598 Ali AhmadiTeshnizi, Wenzhi Gao, and Madeleine Udell. 598  
2023. Optimus: Optimization modeling using mip 599  
solvers and large language models. *arXiv preprint* 600  
*arXiv:2310.06116*. 601
- Jiangjie Chen, Wenxiang Chen, Jiacheng Du, Jinyi Hu, 602  
Zhicheng Jiang, Allan Jie, Xiaoran Jin, Xing Jin, 603  
Chenggang Li, Wenlei Shi, et al. 2025a. Seed-prover 604  
1.5: Mastering undergraduate-level theorem prov- 605  
ing via learning from experience. *arXiv preprint* 606  
*arXiv:2512.17260*. 607
- Luoxin Chen, Jinming Gu, Liankai Huang, Wenhao 608  
Huang, Zhicheng Jiang, Allan Jie, Xiaoran Jin, Xing 609  
Jin, Chenggang Li, Kaijing Ma, et al. 2025b. Seed- 610  
prover: Deep and broad reasoning for automated 611  
theorem proving. *arXiv preprint arXiv:2507.23726*. 612
- Steven Diamond and Stephen Boyd. 2016. Cvxpy: A 613  
python-embedded modeling language for convex op- 614  
timization. *Journal of Machine Learning Research*, 615  
17(83):1–5. 616
- Simone Garatti and Marco C Campi. 2025. Non-convex 617  
scenario optimization. *Mathematical Programming*, 618  
209(1):557–608. 619
- Y. Thomas Hou, Yi Shi, and Hanif D. Serali. 2014. 620  
*Convex programming and applications*, page 38–60. 621  
Cambridge University Press. 622
- The MathWorks Inc. 2022. **Matlab version: 9.13.0** 623  
**(r2022b)**. 624
- Caigao JIANG, Xiang Shu, Hong Qian, Xingyu Lu, 625  
JUN ZHOU, Aimin Zhou, and Yang Yu. 2025. **LL-** 626  
**MOPT: Learning to define and solve general opti-** 627  
**mization problems from scratch**. In *The Thirteenth* 628  
*International Conference on Learning Representa-* 629  
*tions*. 630
- Yibo Jiang, Goutham Rajendran, Pradeep Kumar 631  
Ravikumar, Bryon Aragam, and Victor Veitch. 2024. 632  
On the origins of linear representations in large lan- 633  
guage models. In *International Conference on Ma-* 634  
*chine Learning*, pages 21879–21911. PMLR. 635
- Chengchang Liu, Chaowen Guan, Jianhao He, and John 636  
Lui. 2024. Quantum algorithms for non-smooth non- 637  
convex optimization. *Advances in Neural Informa-* 638  
*tion Processing Systems*, 37:35288–35312. 639
- Yanming Liu, Xinyue Peng, Jiannan Cao, Shi Bo, Yuwei 640  
Zhang, Xuhong Zhang, Sheng Cheng, Xun Wang, 641  
Jianwei Yin, and Tianyu Du. 2025. **Tool-planner:** 642  
**Task planning with clusters across multiple tools**. In 643  
*The Thirteenth International Conference on Learning* 644  
*Representations*. 645

646	VS Mikhalevich, AM Gupal, and VI Norkin. 2024.	Xiaomeng Sui, Zehao He, Daping Chu, and Liangcai	703
647	Methods of nonconvex optimization. <i>arXiv preprint</i>	Cao. 2024. Non-convex optimization for inverse	704
648	<i>arXiv:2406.10406</i> .	problem solving in computer-generated holography.	705
649	OpenAI. 2025. Gpt-5.1: A smarter, more conversa-	<i>Light: Science &amp; Applications</i> , 13(1):158.	706
650	tional chatgpt. <a href="https://openai.com/index/gpt-5-1/">https://openai.com/index/</a>	Raghav Thind, Youran Sun, Ling Liang, and Haizhao	707
651	<a href="https://openai.com/index/gpt-5-1/">gpt-5-1/</a> . Accessed: 2025-11-12.	Yang. 2025. Optimai: Optimization from natural	708
652	Long Ouyang, Jeff Wu, Xu Jiang, Diogo Almeida,	language using llm-powered ai agents. <i>arXiv preprint</i>	709
653	Carroll L. Wainwright, Pamela Mishkin, Chong	<i>arXiv:2504.16918</i> .	710
654	Zhang, Sandhini Agarwal, Katarina Slama, Alex	Shuhe Wang, Xiaofei Sun, Xiaoya Li, Rongbin Ouyang,	711
655	Ray, John Schulman, Jacob Hilton, Fraser Kelton,	Fei Wu, Tianwei Zhang, Jiwei Li, and Guoyin Wang.	712
656	Luke E. Miller, Maddie Simens, Amanda Askell, Pe-	2023. Gpt-ner: Named entity recognition via large	713
657	ter Welinder, Paul Francis Christiano, Jan Leike, and	language models. <i>arXiv preprint arXiv:2304.10428</i> .	714
658	Ryan J. Lowe. 2022. Training language models to	Ziyang Xiao, Dongxiang Zhang, Yangjun Wu, Lilin Xu,	715
659	follow instructions with human feedback. <i>ArXiv</i> ,	Yuan Jessica Wang, Xiongwei Han, Xiaojin Fu, Tao	716
660	abs/2203.02155.	Zhong, Jia Zeng, Mingli Song, et al. 2023. Chain-	717
661	Shishir G Patil, Tianjun Zhang, Xin Wang, and Joseph E	of-experts: When llms meet complex operations re-	718
662	Gonzalez. 2024. Gorilla: Large language model	search problems. In <i>The twelfth international confer-</i>	719
663	connected with massive apis. <i>Advances in Neural</i>	<i>ence on learning representations</i> .	720
664	<i>Information Processing Systems</i> , 37:126544–126565.	An Yang, Anfeng Li, Baosong Yang, Beichen Zhang,	721
665	Xinyue Peng, Yanming Liu, Yihan Cang, Chaoqun Cao,	Binyuan Hui, Bo Zheng, Bowen Yu, Chang Gao,	722
666	and Ming Chen. 2025. Llm-optira: Llm-driven opti-	Chengen Huang, Chenxu Lv, et al. 2025. Qwen3	723
667	mization of resource allocation for non-convex prob-	technical report. <i>arXiv preprint arXiv:2505.09388</i> .	724
668	lems in wireless communications. <i>arXiv preprint</i>	Chengrun Yang, Xuezhi Wang, Yifeng Lu, Hanxiao	725
669	<i>arXiv:2505.02091</i> .	Liu, Quoc V Le, Denny Zhou, and Xinyun Chen.	726
670	Cheng Qian, Emre Can Acikgoz, Qi He, Hongru	2024. Large language models as optimizers. In	727
671	WANG, Xiusi Chen, Dilek Hakkani-Tür, Gokhan	<i>The Twelfth International Conference on Learning</i>	728
672	Tur, and Heng Ji. 2025. ToolRL: Reward is all tool	<i>Representations</i> .	729
673	learning needs. In <i>The Thirty-ninth Annual Confer-</i>	Zhicheng Yang, Yiwei Wang, Yinya Huang, Zhijiang	730
674	<i>ence on Neural Information Processing Systems</i> .	Guo, Wei Shi, Xiongwei Han, Liang Feng, Linqi	731
675	Yujia Qin, Shihao Liang, Yining Ye, Kunlun Zhu, Lan	Song, Xiaodan Liang, and Jing Tang. Optibench	732
676	Yan, Yaxi Lu, Yankai Lin, Xin Cong, Xiangru Tang,	meets resocratic: Measure and improve llms for opti-	733
677	Bill Qian, et al. 2023. Toolllm: Facilitating large	mization modeling. In <i>The Thirteenth International</i>	734
678	language models to master 16000+ real-world apis.	<i>Conference on Learning Representations</i> .	735
679	In <i>The Twelfth International Conference on Learning</i>	Shunyu Yao, Jeffrey Zhao, Dian Yu, Nan Du, Izhak	736
680	<i>Representations</i> .	Shafraan, Karthik R Narasimhan, and Yuan Cao. 2022.	737
681	Rindranirina Ramamonjison, Timothy Yu, Raymond	React: Synergizing reasoning and acting in language	738
682	Li, Haley Li, Giuseppe Carenini, Bissan Ghaddar,	models. In <i>The eleventh international conference on</i>	739
683	Shiqi He, Mahdi Mostajabdaveh, Amin Banitalebi-	<i>learning representations</i> .	740
684	Dehkordi, Zirui Zhou, et al. 2023. Nl4opt competi-	Junjie Ye, Guanyu Li, Songyang Gao, Caishuang Huang,	741
685	tion: Formulating optimization problems based on	Yilong Wu, Sixian Li, Xiaoran Fan, Shihan Dou, Tao	742
686	their natural language descriptions. In <i>NeurIPS 2022</i>	Ji, Qi Zhang, et al. 2025. Tooleyes: Fine-grained eval-	743
687	<i>competition track</i> , pages 189–203. PMLR.	uation for tool learning capabilities of large language	744
688	Timo Schick, Jane Dwivedi-Yu, Roberto Dessì, Roberta	models in real-world scenarios. In <i>Proceedings of</i>	745
689	Raileanu, Maria Lomeli, Eric Hambro, Luke Zettle-	<i>the 31st international conference on computational</i>	746
690	moyer, Nicola Cancedda, and Thomas Scialom. 2023.	<i>linguistics</i> , pages 156–187.	747
691	Toolformer: Language models can teach themselves	Bowen Zhang and Pengcheng Luo. 2025. Or-llm-agent:	748
692	to use tools. <i>Advances in Neural Information Pro-</i>	Automating modeling and solving of operations re-	749
693	<i>cessing Systems</i> , 36:68539–68551.	search optimization problem with reasoning large	750
694	Kaiming Shen and Wei Yu. 2018. Fractional program-	language model. <i>arXiv preprint arXiv:2503.10009</i> .	751
695	ming for communication systems—part i: Power con-	Chaoyun Zhang, Shilin He, Liqun Li, Si Qin, Yu Kang,	752
696	trol and beamforming. <i>IEEE Transactions on Signal</i>	Qingwei Lin, Saravan Rajmohan, and Dongmei	753
697	<i>Processing</i> , 66(10):2616–2630.	Zhang. 2025. API agents vs. GUI agents: Diver-	754
698	Noah Shinn, Federico Cassano, Ashwin Gopinath,	<i>gence and convergence</i> . In <i>ICML 2025 Workshop on</i>	755
699	Karthik Narasimhan, and Shunyu Yao. 2023. Re-	<i>Computer Use Agents</i> .	756
700	flexion: Language agents with verbal reinforcement		
701	learning. <i>Advances in Neural Information Process-</i>		
702	<i>ing Systems</i> , 36:8634–8652.		

757	Qihuang Zhong, Kang Wang, Ziyang Xu, Juhua Liu,
758	Liang Ding, Bo Du, and Dacheng Tao. 2024. Achiev-
759	ing > 97% on gsm8k: Deeply understanding the prob-
760	lems makes llms perfect reasoners. <i>arXiv preprint</i>
761	<i>arXiv:2404.14963</i> .
762	Andy Zhou, Kai Yan, Michal Shlapentokh-Rothman,
763	Haohan Wang, and Yu-Xiong Wang. 2024. Lan-
764	guage agent tree search unifies reasoning, acting, and
765	planning in language models. In <i>International Con-</i>
766	<i>ference on Machine Learning</i> , pages 62138–62160.
767	PMLR.
768	Yuchen Zhuang, Xiang Chen, Tong Yu, Saayan Mitra,
769	Victor Bursztyn, Ryan A Rossi, Somdeb Sarkhel,
770	and Chao Zhang. 2024. Toolchain*: Efficient action
771	space navigation in large language models with a*
772	search. In <i>The Twelfth International Conference on</i>
773	<i>Learning Representations</i> .

## A Broader Impact And Limitations 774

**Broader Impact.** The proposed NC2C method significantly improves success and execution rates in generic non-convex optimization by introducing automated non-convex to convex transformations and multi-stage solution strategies. We believe that by integrating more optimization techniques, such as reinforcement learning and online learning, large-scale models can further enhance their solving capabilities in complex scenarios. In particular in dynamic environments, models that combine real-time feedback could achieve more efficient optimization. Furthermore, the current model can be further integrated with information retrieval and incremental learning techniques to handle more complex tasks with a large amount of noise or uncertainty in practical applications. We believe that the fusion of these technologies will provide high-quality solutions for the broader optimization field, advancing the development and application of automated convexification techniques. 775  
776  
777  
778  
779  
780  
781  
782  
783  
784  
785  
786  
787  
788  
789  
790  
791  
792  
793  
794

## B Baselines 795

**Reflexion** (Shinn et al., 2023) leverages LLMs’ self-reflection capabilities to improve reasoning performance. The method enables the model to critique its own outputs, identify errors, and re-generate corrected formulations through iterative refinement. Reflexion has demonstrated significant improvements in optimization tasks, achieving accuracy improvements from 78.8% to 92.3% on the NL4Opt benchmark. We adapt Reflexion for non-convex to convex transformation by incorporating reflection steps that evaluate the correctness of convexification strategies. 796  
797  
798  
799  
800  
801  
802  
803  
804  
805  
806  
807

**Chain-of-Experts** (Xiao et al., 2023) employs a multi-expert architecture where different expert models are chained together to handle complex reasoning tasks. Each expert specializes in different aspects of the problem-solving process, enabling collaborative problem decomposition and solution generation. This approach has shown effectiveness in complex operations research scenarios, achieving 68.8% success rate on NL4Opt and 40.5% on ComplexOR datasets. We configure Chain-of-Experts with experts specialized in mathematical modeling, convexification, and code generation. 808  
809  
810  
811  
812  
813  
814  
815  
816  
817  
818  
819

**OptiMUS** (AhmadiTeshnizi et al., 2023) is an LLM-based agent designed to automatically formulate and solve Mixed Integer Linear Programming (MILP) problems from natural language descrip- 820  
821  
822  
823

tions. The framework can develop mathematical models, write and debug solver code, and evaluate generated solutions. OptiMUS has demonstrated superior performance, achieving over 12% improvement on easy datasets and over 8% on challenging datasets including NLP4LP compared to existing state-of-the-art methods. We extend OptiMUS to handle non-convex problems by incorporating convexification steps.

**Vanilla** represents the direct application of the underlying the base LLM models (GPT-5.1 (OpenAI, 2025) or Qwen3-235B-A22B (Yang et al., 2025)) to solve optimization problems without additional frameworks or specialized prompting strategies. This baseline evaluates the raw capability of advanced LLMs in handling non-convex to convex transformation tasks, providing a strong comparison point for our framework.

### C Dataset

**NL4Opt** (Ramamonjison et al., 2023) is a benchmark dataset from NL4Opt competition, designed to evaluate the ability to automatically convert natural language descriptions of optimization problems into solver-ready code. The original dataset contains 289 instances, primarily consisting of Linear Programming (LP) and Mixed Integer Linear Programming (MILP) problems. After data cleaning and validation, we use 214 instances that contain well-formed non-convex optimization problems requiring convexification.

**NLP4LP** (AhmadiTeshnizi et al., 2023) is provided by the OptiMUS benchmark, containing 344 linear and integer programming problems with verbose descriptions and multi-dimensional parameters. The dataset is particularly challenging due to its lengthy problem descriptions and complex constraint structures. After filtering for non-convex problems that require transformation, we retain 178 instances for evaluation.

**ComplexOR** (Xiao et al., 2023) initially contains 37 challenging optimization problems involving complex operations research scenarios, including combinatorial optimization tasks. This dataset focuses on evaluating LLMs’ reasoning and problem-solving capabilities in complex optimization contexts. After data validation, we use 18 instances that involve non-convex components requiring convexification.

**WireOpt** (Peng et al., 2025) is specifically designed for non-convex to convex transforma-

tion tasks. We extract 50 non-convex optimization problems from authoritative sources including textbooks, research papers, and optimization libraries (Shen and Yu, 2018; Hou et al., 2014; Inc., 2022). These problems span various domains including mathematical programming, engineering design, and scientific computing in a total of 100 instances. This dataset serves as a complementary evaluation set to assess NC2C’s performance on diverse non-convex optimization challenges.

### D Running time of each component within the NC2C framework

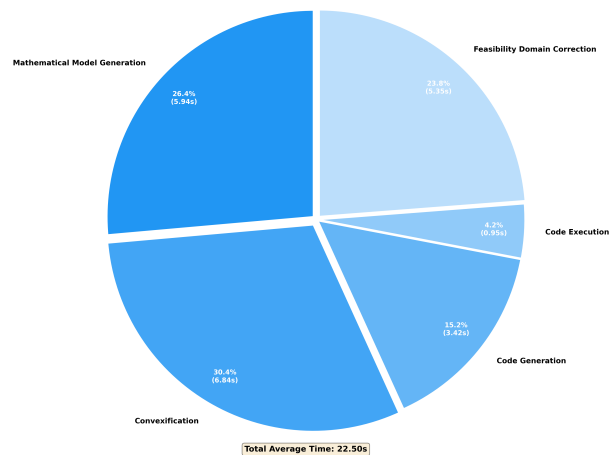


Figure 5: Pie chart of the time proportion of each part.

Building on the running time analysis in last subsection, we continue to analyze the time distribution and contributions of the internal components within the NC2C framework.

When the NC2C framework runs, convex problem transformation, mathematical model generation, and feasibility verification each take up more than 23% of the total time. The convex problem transformation part, accounting for about 30.4% of the time, involves in - depth analysis and conversion of complex non - convex problems into convex ones, entailing numerous complex mathematical operations and logical derivations when handling complex function structures and constraints. The mathematical model generation part, consuming around 26.4% of the time, demands precise understanding of input problems and strict transformation of natural language descriptions into mathematical models. The pursuit of accuracy in identifying entities, relationships, and semantics in natural language for constructing accurate models leads to significant time investment. The feasibility verifica-

908 tion part, taking approximately 23.8% of the time,  
909 has a strict verification mechanism that requires  
910 multiple solution checks and possible adjustments.  
911 The detailed evaluation of various aspects of the so-  
912 lutions to ensure they meet constraints and practical  
913 needs results in increased time consumption.

914 As can also be seen from Figure 3 in Section  
915 4 of the main text, in the absence of convex prob-  
916 lem transformation (o - convex), the success rate of  
917 GPT - 4 plummets from 0.76 to 0.15, a significant  
918 drop of 80.3%, and the execution rate decreases  
919 from 0.893 to 0.616. This vividly demonstrates  
920 the crucial role of convex problem transformation  
921 in converting non - convex problems into solvable  
922 forms, and also explains why, despite the signifi-  
923 cant time consumption, this part is indispensable  
924 in the NC2C framework.

925 Similarly, the high requirements of the mathe-  
926 matical model generation part for understanding  
927 and transforming input problems, as well as the  
928 strict verification mechanism of the feasibility ver-  
929 ification part, result in both of these parts consuming  
930 a relatively large amount of time within the frame-  
931 work. However, these components work together.  
932 Although they increase the running time, they bring  
933 about a performance improvement that far exceeds  
934 the time cost for the framework, ensuring the effi-  
935 ciency and reliability of NC2C in solving complex  
936 problems.

937 In summary, different in time - consumption,  
938 these parts collaborate. They achieve performance  
939 gains far beyond the time cost, showing the frame-  
940 work's effectiveness and superiority in solving com-  
941 plex non - convex optimization problems.

## 942 **E Pseudocode and Explanation of NC2C** 943 **Optimization Process**

944 In the domain of optimization problem - solving,  
945 the NC2C optimization process offers an efficient  
946 approach. The following pseudocode outlines the  
947 core steps of this process, followed by a brief ex-  
948 planation of each significant step.

---

**Algorithm 1** NC2C Optimization Process

---

```
1: Input: Optimization problem description
2: Output: Success flag, Execute flag, Solution result
3: success_flag  $\leftarrow$  0
4: execute_flag  $\leftarrow$  0
5: math_formulation  $\leftarrow$  GenerateMathFormulation(problem)
6: convex_formulation  $\leftarrow$  ConvertToConvex(math_formulation)
7: code  $\leftarrow$  GenerateCode(convex_formulation)
8: solution, execute_status  $\leftarrow$  ExecuteCode(code)
9: if execute_status = Success then
10:     execute_flag  $\leftarrow$  1
11:     feasibility  $\leftarrow$  CheckFeasibility(math_formulation, solution)
12:     if feasibility = Feasible then
13:         success_flag  $\leftarrow$  1
14:     else
15:         for attempt  $\leftarrow$  1 to MaxAttempts do
16:             new_code  $\leftarrow$  RefineCode(math_formulation, code, attempt, convex_formulation)
17:             new_solution, new_execute_status  $\leftarrow$  ExecuteCode(new_code)
18:             if new_execute_status = Success then
19:                 new_feasibility  $\leftarrow$  CheckFeasibility(math_formulation, new_solution)
20:                 if new_feasibility = Feasible then
21:                     solution  $\leftarrow$  new_solution
22:                     success_flag  $\leftarrow$  1
23:                     break
24:                 end if
25:             end if
26:         end for
27:     end if
28: end if
29: Output: success_flag, execute_flag, solution
```

---

## 949 E.1 Explanation of the Pseudocode

950 The entire process aims to solve the optimization problem effectively and obtain a feasible solution, with  
951 the status flags indicating the success of different stages of the process.

### 952 1. Initialization:

- 953 • success\_flag and execute\_flag are initialized to 0. These flags will be updated later  
954 to indicate the success of the overall process and the code execution respectively.

### 955 2. Problem Formulation:

- 956 • GenerateMathFormulation(problem): Transforms the input natural - language opti-  
957 mization problem into a mathematical formula.
- 958 • ConvertToConvex(math\_formulation): Converts the obtained mathematical formula  
959 into a convex optimization form, which is easier to solve.
- 960 • GenerateCode(convex\_formulation): Generates executable code based on the con-  
961 vex optimization formula.

### 962 3. Code Execution and Solution Checking:

- 963 • ExecuteCode(code): Runs the generated code and returns the solution and the execution  
964 status.

• <code>CheckFeasibility(math_formulation, solution)</code> : Checks if the obtained solution is feasible according to the original mathematical formulation.	965 966
<b>4. Iterative Refinement:</b>	967
• If the initial solution is not feasible, <code>RefineCode</code> is called up to <code>MaxAttempts</code> times to improve the code and try to find a feasible solution.	968 969
The effectiveness of these functions <b>mainly relies on well - designed prompts</b> , which will be detailed in the next section of the appendix.	970 971
<b>F Details of Key Prompt Sections</b>	972
In the process of solving optimization problems using LLMs, prompts play a crucial role. They serve as the interface between user problems and model outputs. Well-designed prompts can guide the model to generate expected results. This appendix will elaborate on the key prompts used in each stage from problem input to convex optimization and then to solution. By presenting and analyzing the original text of the prompts, we will reveal their design ideas and working mechanisms.	973 974 975 976 977
<b>F.1 Overall Process Overview</b>	978
The entire optimization problem-solving process mainly includes the following key steps:	979
1. <b>Problem Input:</b> Users provide descriptions of actual optimization problems, which will be used as the basic input for subsequent stages.	980 981
2. <b>Mathematical Formula Generation:</b> Utilize carefully designed prompts to guide the LLM to transform the problem described in natural language into a mathematical formula and clarify the optimization objective (maximization or minimization).	982 983 984
3. <b>Convex Optimization Conversion:</b> Through specific prompts, prompt the LLM to convert the generated non-convex mathematical formula into a convex form for subsequent solution.	985 986
4. <b>Code Generation:</b> Based on the convex optimization formula, use corresponding prompts to let the LLM generate executable code.	987 988
5. <b>Code Execution and Solution:</b> Execute the generated code to obtain the solution of the optimization problem.	989 990
<b>F.2 Details of Prompts in Each Stage</b>	991
<b>F.2.1 Mathematical Formula Generation Stage</b>	992
1. <b>Prompt File Overview</b>	993
The main prompt file used in this stage is <code>math_query.txt</code> . Its core function is to guide the large language model (LLM) to understand and analyze the input optimization problem, generate the corresponding mathematical formula, and clarify the optimization objective. Additionally, it requests the LLM to provide formulas for other variables mentioned in the main formula and their corresponding values.	994 995 996 997 998
2. <b>Original Text and Analysis of <code>math_query.txt</code></b>	999
The original text content of <code>math_query.txt</code> is as follows:	1000
<b><code>math_query.txt</code></b>	
Based on this optimization problem, construct a complete mathematical formula, including the objective function and constraints. Please also provide formulas for some of the other variables mentioned in the formula, such as channel condition $h$ , and the values corresponding to these variables.	
	1001

Input:  $\$input\$\$

Detailed analysis of the original text:

- **Problem Description Placeholder:** The  $\$input\$\$  in the original text is a placeholder, which will be replaced by the specific optimization problem description in actual use. This design makes the prompt highly versatile, enabling it to handle different optimization problems. For instance, if the optimization problem is about resource allocation in a network system, the  $\$input\$\$  will be replaced with the detailed description of this resource - allocation problem, including parameters like available resources, entity demands, etc.
- **Comprehensive Formula Requirement:** The prompt asks the LLM to construct a complete mathematical formula, covering the objective function and constraints. This ensures that the generated mathematical representation fully captures the essence of the optimization problem. Moreover, it specifically requests formulas for other relevant variables (e.g., channel condition  $h$ ) and their corresponding values. This detailed requirement helps to build a more accurate and practical mathematical model.
- **Optimization Goal Specification in Code:** Although the original prompt text in `math_query.txt` does not explicitly mention the optimization goal specification format, in the Python code `generate_math`, an additional instruction is added to the user prompt. The line `user_prompt += "Please specify whether to maximize or minimize, using the format '[Optimization Flag: 1]' for maximize and '[Optimization Flag: 0]' for minimize."` forces the LLM to clearly indicate the optimization objective in the generated mathematical formula. This clear requirement helps the model output results that meet the specifications and facilitates subsequent processing and analysis.

### 3. Code - based Process Explanation

The `generate_math` function implements the process of generating a mathematical formula based on the optimization problem. Here is a step - by - step explanation:

- **Initialization:** The function initializes an empty string `math` to store the generated mathematical formula and a variable `optimization_flag` to record the optimization objective.
- **Prompt Preparation:** It reads the content of `math_query.txt` as the base user prompt. Then, it replaces the  $\$input\$\$  placeholder with the actual optimization problem description.
- **Optimization Goal Instruction Addition:** An instruction about specifying the optimization goal is appended to the user prompt.
- **Iterative Generation and Validation:** The function enters a loop where it calls the GPT model using the prepared user prompt to generate a mathematical formula. Then, it constructs a validation prompt to check if the generated formula is consistent with the problem description. If the validation result indicates consistency, the loop is terminated.
- **Optimization Flag Extraction:** After obtaining a valid mathematical formula, the function extracts the optimization flag from the formula. If `'[Optimization Flag: 1]'` is found, it sets `optimization_flag` to 1 (maximize); if `'[Optimization Flag: 0]'` is found, it sets `optimization_flag` to 0 (minimize).
- **Return Result:** Finally, the function returns the generated mathematical formula and the optimization flag.

### 4. Example of Generating a Mathematical Formula

Suppose the optimization problem is: "In a resource allocation problem, we have  $N$  entities. The goal is to maximize the total utility of all entities. The utility of each entity  $i$  is given by  $R_i = \log_2(1 + \frac{p_i h_i}{\sigma^2})$ , where  $p_i$  is the resource allocated to entity  $i$ ,  $h_i$  is the utility gain parameter of entity  $i$ , and  $\sigma^2$  is a base constraint parameter. The total available resources is  $P_{total}$ , so  $\sum_{i=1}^N p_i \leq P_{total}$ ,

and  $p_i \geq 0$  for all  $i$ ." After replacing the `$input$` in the prompt and adding the optimization goal instruction, the GPT model might generate the following mathematical formula:

$$\max_{p_1, p_2, \dots, p_N} \sum_{i=1}^N \log_2 \left( 1 + \frac{p_i h_i}{\sigma^2} \right)$$

subject to

$$\begin{cases} \sum_{i=1}^N p_i \leq P_{total} \\ p_i \geq 0, \quad i = 1, 2, \dots, N \end{cases}$$

and the formula might also contain '[Optimization Flag: 1]' to indicate maximization.

## F.2.2 Convex Optimization Conversion Stage

### 1. Prompt File Overview

In this stage, two prompt files `convex_example.txt` and `convex_query.txt` are used. `convex_example.txt` provides comprehensive examples of converting non-convex problems into convex problems, serving as references and learning templates for the large language model (LLM). These examples include detailed analyses of non-convex parts, convexification approaches, formula derivations, and the final convex optimization problems. `convex_query.txt` contains the input information of the specific non-convex mathematical formula to be convexly converted, guiding the model to perform the conversion operation by specifying clear requirements for the output.

### 2. Original Text and Analysis of `convex_example.txt` and `convex_query.txt`

- **Original Text and Analysis of `convex_example.txt`**

The original text content of `convex_example.txt` is as follows:

#### `convex_example.txt`

Remember your job: 1. Following the input and output format, aligning with the length and context.

Example:

1: Input:

(a) **Mathematical Formulation: Utility Maximization Problem**

(b) **Objective Function** The goal is to maximize the total utility across all entities:

$$\max_{p, \alpha} \sum_i \log \left( 1 + \frac{|h_{ii}|^2 p_i}{\sum_{j \neq i} |h_{ij}|^2 p_j + \sigma^2} \right)$$

where:

- $p_i$ : Resource allocated to entity  $i$  (continuous).
- $h_{ii}$ : Utility gain parameter for entity  $i$ .
- $h_{ij}$ : Interaction parameter from entity  $j$  to entity  $i$  (continuous).
- $\sigma^2$ : Base constraint parameter.

(c) **Constraints**

i. **Resource Constraints:**

A. Individual entity resource limits:

$$0 \leq p_i \leq P_{max}, \quad \forall i$$

B. Total resource budget:

$$\sum_i p_i \leq P_{\text{total}}$$

ii. **Minimum Requirement Constraints:** Each entity must satisfy the minimum requirement:

$$\frac{|h_{ii}|^2 p_i}{\sum_{j \neq i} |h_{ij}|^2 p_j + \sigma^2} \geq \gamma_{\min}, \quad \forall i$$

iii. **Allocation Constraints:** Each entity can only be assigned to one category:

$$\alpha_{ik} \in \{0, 1\}, \quad \forall i, \quad \sum_k \alpha_{ik} = 1$$

(d) **Additional Variable Definitions**

i. **Utility Gain Parameter Definitions:**

A. **Scaling Function:**  $L(d)$ , which can be expressed as:

$$L(d) = L_0 + 10n \log_{10} \left( \frac{d}{d_0} \right)$$

where  $L_0$  is the reference value at distance  $d_0$ ,  $n$  is a scaling exponent, and  $d$  is a distance parameter.

B. **Gain Model:** The utility gain parameters can be modeled as:

$$h_{ii} = \sqrt{g_{ii}} L(d_{ii})$$

$$h_{ij} = \sqrt{g_{ij}} L(d_{ij})$$

where  $g_{ii}$  and  $g_{ij}$  are random variables representing variability, typically modeled as complex Gaussian variables.

Output:

(a) **Identification of Non - Convex Parts** The optimization problem presented contains several non - convex components due to the following:

- i. **Logarithmic Function:** The objective function includes a logarithmic term, which is concave, but the overall maximization creates a non - convex problem.
- ii. **Ratio Constraints:** The ratio constraints can also introduce non - convexity because they involve ratios of quadratic forms.
- iii. **Binary Variables:** The use of binary variables  $\alpha_{ik}$  creates a mixed - integer programming (MIP) problem, which is generally non - convex.

(b) **Convexification Approach** To address the non - convexities, the following strategies can be employed:

- i. **Change of Variables:** Introduce auxiliary variables to reformulate the ratio constraints into a convex form.
- ii. **Logarithm Reformulation:** Convert the logarithmic objective to a form suitable for optimization.
- iii. **Relaxation of Binary Variables:** Use continuous relaxation for binary variables where appropriate.

(c) **Derivation for Convexification**

i. **Logarithmic Objective Reformulation:** Let  $z_i = \frac{|h_{ii}|^2 p_i}{\sum_{j \neq i} |h_{ij}|^2 p_j + \sigma^2}$ . Instead of maximizing  $\log(1 + z_i)$ , we can maximize  $z_i$  directly under certain transformations.

ii. **Ratio Constraints:** To make the ratio constraints convex, we can rewrite:

$$|h_{ii}|^2 p_i \geq \gamma_{\min} \left( \sum_{j \neq i} |h_{ij}|^2 p_j + \sigma^2 \right)$$

This can be treated as a convex constraint by rearranging terms to isolate  $p_i$ .

iii. **Relaxation of Binary Variables:** Instead of using binary variables  $\alpha_{ik}$ , introduce continuous variables  $0 \leq \alpha_{ik} \leq 1$  such that:

$$\sum_k \alpha_{ik} = 1 \quad \forall i$$

(d) **Convex Optimization Problem** After applying these transformations, the new optimization problem can be expressed as follows:

i. **Objective Function** Maximize:

$$\max_{p, \alpha} \sum_i z_i$$

where  $z_i$  is defined as:

$$z_i = \frac{|h_{ii}|^2 p_i}{\sum_{j \neq i} |h_{ij}|^2 p_j + \sigma^2}$$

ii. **Constraints**

A. **Resource Constraints:**

$$0 \leq p_i \leq P_{\max}, \quad \forall i$$

$$\sum_i p_i \leq P_{\text{total}}$$

B. **Convex Ratio Constraints:**

$$|h_{ii}|^2 p_i \geq \gamma_{\min} \left( \sum_{j \neq i} |h_{ij}|^2 p_j + \sigma^2 \right), \quad \forall i$$

C. **Relaxed Allocation Constraints:**

$$0 \leq \alpha_{ik} \leq 1, \quad \forall i, k$$

$$\sum_k \alpha_{ik} = 1, \quad \forall i$$

iii. **Supplementary Variables**

A. **Utility Gain Parameters:** The utility gain parameters can still be defined as:

$$h_{ii} = \sqrt{g_{ii}} L(d_{ii}), \quad h_{ij} = \sqrt{g_{ij}} L(d_{ij})$$

This reformulated optimization problem is now in a convex form and can be directly addressed using standard convex optimization solvers, allowing for efficient computation and resource allocation.

The examples in this file provide ideas and methods for convex conversion for the LLM. By demonstrating different types of non - convex problems and their convex forms after conversion, the model can learn common convex conversion techniques such as change of variables, logarithm reformulation, and relaxation of binary variables.

- **Original Text and Analysis of `convex_query.txt`**

The original text content of `convex_query.txt` is as follows:

**`convex_query.txt`**

Please identify if there are any non - convex parts based on the mathematical formula of the optimization problem you built in the previous step and the type of corresponding variables, and if so, choose the algorithm that you think is most appropriate to make all the non - convex components convex (including mixed integer programming problems) until you can solve them directly with the solver. And tell me the derivation of the formula to make it convex, and finally, give me the optimization problem after the convexity, including some supplementary variable formulas. Input:  $\$input\$$   
Output:

The  $\$input\$$  in it is also a placeholder, which will be replaced by the actual non - convex mathematical formula. This prompt directly requires the model to perform a comprehensive convex conversion operation on the input non - convex formula, including identifying non - convex parts, choosing appropriate convexification algorithms, providing formula derivations, and presenting the final convex optimization problem.

3. **Code Explanation: `transfer_convex` Function** The `transfer_convex` function is designed to convert a non - convex mathematical formula into a convex one using the LLM. Here is a step - by - step breakdown of what the function does:

- (a) **Initialization:** The function initializes an empty string `convex` to store the converted convex mathematical formula.
- (b) **Prompt Loading:** It reads the system prompt from `convex_example.txt` and the user prompt from `convex_query.txt` using the `pure_set_prompt` function. These prompts serve as guidelines for the LLM to understand the task and learn from the provided examples.
- (c) **Prompt Modification:** The function replaces the  $\$input\$$  placeholder in the user prompt with the actual non - convex mathematical formula (`math`) passed as an argument.
- (d) **Model Call:** It calls the LLM using the `call_gpt_from_sys` function, passing the system prompt and the modified user prompt. The LLM then processes the input and generates the convex version of the mathematical formula.
- (e) **Result Return:** Finally, the function returns the converted convex mathematical formula.

### F.2.3 Convex Optimization Conversion Stage

#### 1. Prompt File Overview

In this stage, two prompt files `convex_example.txt` and `convex_query.txt` are used. `convex_example.txt` provides some examples of converting non-convex problems into convex problems, providing references and learning templates for the LLM; `convex_query.txt` contains the input information of the specific non-convex mathematical formula to be convexly converted, guiding the model to perform the conversion operation.

#### 2. Original Text and Analysis of `convex_example.txt` and `convex_query.txt`

- **Original Text and Analysis of `convex_example.txt`**

The original text content of `convex_example.txt` is as follows:

### convex\_example.txt

Example 1: Non-convex problem:  $\min_x x^2 - 2x + 1$  (Non-convex part:  $x^2$  may not be convex in some intervals) Convex conversion:  $\min_x (x - 1)^2$  (Converted to a convex function by completing the square)

Example 2: Non-convex problem:  $\min_{x,y} x^2y + 3xy - 2$  (Non-convex part:  $x^2y$  is non-convex) Convex conversion: (List the specific conversion method and result here)

The examples in this file provide ideas and methods for convex conversion for the LLM. By demonstrating different types of non-convex problems and their convex forms after conversion, the model can learn common convex conversion techniques such as completing the square and variable substitution.

- **Original Text and Analysis of convex\_query.txt**

The original text content of convex\_query.txt is as follows:

### convex\_query.txt

Please convert the following non-convex mathematical formula into a convex form:  
\$input\$

The \$input\$ in it is also a placeholder, which will be replaced by the actual non-convex mathematical formula. This prompt directly requires the model to perform convex conversion on the input non-convex formula.

## F.2.4 Code Generation Stage

### 1. Prompt File Overview

In the code generation stage, the prompt files code\_example.txt and code\_query.txt are used. code\_example.txt contains some examples of generating code from mathematical formulas, demonstrating the structure and implementation of the code. code\_query.txt provides the convex optimization formula for which code needs to be generated, guiding the large language model to generate the corresponding executable code.

### 2. Original Text and Analysis of code\_example.txt and code\_query.txt

- **Original Text of code\_example.txt**

The original text content of code\_example.txt is as follows:

### code\_example.txt

Suppose we have a simple convex optimization problem with the objective of minimizing the objective function  $f(x) = x^2 + 2x + 1$ , where  $x$  is a real - valued variable. Here is a code example using Python and the 'scipy.optimize' library to solve this problem:

```
python from scipy.optimize import minimize
```

```
Define the objective function def objective(x): return x**2 + 2*x + 1
```

```
Initial guess x0 = 0
```

```
Call the optimizer result = minimize(objective, x0)
```

```
Output the result if result.success: print(f"Optimization succeeded. The optimal solution is: result.x[0], and the optimal value is: result.fun") else: print("Optimization failed")
```

- **Analysis of codeexample.txt** The examples in codeexample.txt provide the large language model with a specific paradigm for translating mathematical formulas into code implementations. It shows how to use a specific Python library (such as scipy.optimize) to solve convex optimization problems. The example details the definition of the objective function, the

1135 setting of the initial guess, and the invocation of the optimizer. This helps the model understand  
1136 the general process of code generation for convex optimization problems, including how to  
1137 represent mathematical concepts in code, how to choose appropriate libraries and functions, and  
1138 how to handle the results of the optimization process.

- 1139 • **Original Text of `codequery.txt`** The original text content of `codequery.txt` is as  
1140 follows:

#### `codequery.txt`

Please generate Python code to solve the following convex optimization problem. The convex optimization formula is: *input*. Use appropriate optimization libraries (e.g., `scipy.optimize`). Clearly define the objective function, constraints (if any), and initial guesses. Provide clear comments in the code to explain the key steps.

- 1141
- 1142 • **Analysis of `codequery.txt`** `codequery.txt` guides the large language model in code  
1143 generation in multiple ways. Firstly, it directly specifies the input, which is the convex optimiza-  
1144 tion formula, enabling the model to focus on the specific problem. Secondly, it recommends  
1145 using appropriate optimization libraries, giving the model a clear direction on where to find  
1146 the necessary tools for solving the problem. Thirdly, by requiring the clear definition of the  
1147 objective function, constraints, and initial guesses, it ensures that the generated code is complete  
1148 and accurate. The requirement for clear comments in the code also helps to make the generated  
1149 code more understandable and maintainable.

### 1150 F.2.5 Code Execution Stage

- 1151 1. **Prompt File Overview** In the code execution stage, the prompt file `executecodequery.txt`  
1152 is used. Its main purpose is to guide the large language model to analyze and handle the execution  
1153 results of the generated code, including error handling and result extraction.
- 1154 2. **Original Text and Analysis of `executecodequery.txt`**

- 1155 • **Original Text of `executecodequery.txt`** The original text content of  
1156 `executecodequery.txt` is as follows:

#### `execute_code_query.txt`

The following is the code generated to solve the convex optimization problem: *code*. Execute this code. If the execution fails, analyze the error message and suggest possible solutions. If the execution is successful, extract the optimal solution and the optimal value from the output, and present them in a clear format.

- 1157
- 1158 • **Analysis of `execute_code_query.txt`** This prompt guides the large language model to  
1159 perform two main tasks. When the code execution fails, it requires the model to analyze the  
1160 error message, which helps the model understand common error types in code execution for  
1161 convex optimization problems, such as incorrect function calls, improper parameter settings, or  
1162 library import issues. Based on the analysis, the model is expected to suggest possible solutions,  
1163 which promotes the model's ability to troubleshoot and optimize code. When the code execution  
1164 is successful, the model is required to extract the optimal solution and the optimal value, which  
1165 trains the model's ability to understand and process the output of the optimization process.

### 1166 F.2.6 Feasibility Check Stage

- 1167 1. **Prompt File Overview** In the feasibility check stage, the prompt file  
1168 `feasibilitycheckquery.txt` is used. Its function is to guide the large language  
1169 model to determine whether the obtained solution of the optimization problem is within the feasible  
1170 region based on the original problem description and the mathematical formula.

## 2. Original Text and Analysis of `feasibilitycheckquery.txt`

- **Original Text of `feasibilitycheckquery.txt`** The original text content of `feasibilitycheckquery.txt` is as follows:

### `feasibility_check_query.txt`

The original convex optimization problem description is: *problem\_description*. The corresponding mathematical formula is: *math\_formula*. The obtained solution of the optimization problem is: *solution*. Determine whether the solution is within the feasible region. If it is, return 1; if not, return 0.

- **Analysis of `feasibility_check_query.txt`** This prompt provides the large language model with all the necessary information for a feasibility check, including the problem description, the mathematical formula, and the obtained solution. By asking the model to determine whether the solution is within the feasible region and return a binary result, it forces the model to understand the constraints and conditions in the convex optimization problem and use logical reasoning to make a judgment. This helps to ensure the quality and validity of the final solution.

## G Case Study

### G.1 Problem

#### G.1.1 Problem Description

Consider a non-convex optimization problem where the objective is to maximize a utility function subject to resource constraints. The problem involves allocating resources to multiple entities to maximize the total utility while ensuring that each entity meets a minimum requirement.

This optimization problem aims to optimize resource allocation to enhance overall performance while maintaining feasibility for all entities.

#### G.1.2 Variable Parameters

1. **Number of Entities:** 5
2. **Maximum Resource per Entity:** 30 units
3. **Minimum Requirement per Entity:** 10 units
4. **Utility Function Parameters:** The utility gain is modeled as:

$$G_{ij} = \frac{1}{(d_{ij})^\gamma} \quad (\gamma = 2.2, d_{ij} \text{ is a distance parameter between entity } i \text{ and } j)$$

5. **Base Constraint Parameter:**  $N_0 = 1 \times 10^{-9}$

6. **Total Available Resources:** 120 units

## H Answer

### H.1 Mathematical Formulation

We start by formulating the problem mathematically. Given an optimization problem with the goal of optimizing resource allocation to maximize utility subject to certain constraints.

#### H.1.1 Objective Function

The objective is to maximize the overall system utility, denoted as  $R$ :

$$\text{maximize } R = \sum_{i=1}^N \log_2 \left( 1 + \frac{P_i |h_i|^2}{N_0} \right)$$

where:

- $N$  is the number of entities.
- $P_i$  is the resource allocated to entity  $i$ .
- $h_i$  is the utility gain parameter for entity  $i$ .
- $N_0$  is a base constraint parameter.

### H.1.2 Constraints

#### 1. Total resource constraint:

$$\sum_{i=1}^N P_i \leq P_{\max}$$

where  $P_{\max}$  is the maximum total available resources.

#### 2. Non - negativity constraints for resources:

$$P_i \geq 0, \quad \forall i = 1, 2, \dots, N$$

#### 3. Minimum requirement for each entity (optional):

$$R_i \geq R_{\min}, \quad \forall i = 1, 2, \dots, N$$

where  $R_i = \log_2 \left( 1 + \frac{P_i |h_i|^2}{N_0} \right)$  is the utility for entity  $i$  and  $R_{\min}$  is the minimum required utility.

### H.1.3 Variables and Formulas

- **Utility Gain Parameter**  $h$  is typically modeled as:

$$h_i = \sqrt{G_i} \cdot \exp(j\theta_i)$$

where:

- $G_i$  represents the gain parameter for entity  $i$  (can vary based on problem context).
- $\theta_i$  is a phase parameter (uniformly distributed in  $[0, 2\pi]$ ).

- **Base Constraint Parameter**  $N_0$  can be calculated as:

$$N_0 = kT \cdot B$$

where:

- $k$  is a constant parameter.
- $T$  is a scaling factor.
- $B$  is a bandwidth or capacity parameter.

### H.1.4 Optimization Flag

Since the objective is to maximize utility:

[Optimization Flag: 1]

This formulation sets up an optimization problem that can be solved using various optimization techniques and algorithms to find the optimal resource allocation  $P_i$  for each entity in the system. The parameters specified in the problem can be adjusted and implemented according to the model being studied.

## H.2 Identification of Non - Convex Parts

1237

The optimization problem described contains several non - convex components:

1238

1. **Logarithmic Function:** Although the logarithmic function is concave, maximizing the sum of individual utility terms  $R_i = \log_2 \left( 1 + \frac{P_i |h_i|^2}{N_0} \right)$  creates a non - convex problem due to the interactions between different  $P_i$  variables. 1239  
1240  
1241
2. **Minimum Requirement Constraints:** The constraints  $R_i \geq R_{\min}$  involve logarithmic expressions, which can lead to non - convexities, especially when the resource allocation is in the denominator. 1242  
1243
3. **Resource Constraints:** The total resource constraint coupled with individual non - negativity constraints does not inherently introduce non - convexity but can complicate the optimization landscape. 1244  
1245  
1246

## H.3 Proposed Algorithm for Convexification

1247

To address these non - convexities, we can use the following strategies:

1248

- **Change of Variables:** Reformulate the problem using auxiliary variables. 1249
- **Convex Relaxation:** Transform existing logarithmic terms into convex equivalent expressions. 1250
- **Use of Sequential Convex Programming (SCP):** An iterative approach that optimizes a convex approximation of the original problem at each step. 1251  
1252

A specific algorithm suitable for this type of problem is the **Alternating Direction Method of Multipliers (ADMM)**, which can be effective for dealing with non - convex optimization problems involving separable structures. 1253  
1254  
1255

## H.4 Derivation for Convexification

1256

1. **Logarithmic Objective Reformulation:** We can rewrite  $R_i$  as: 1257

$$R_i = \log_2 \left( 1 + \frac{P_i |h_i|^2}{N_0} \right) \quad 1258$$

Using a change of variable, let  $z_i = P_i |h_i|^2$ . Then we have: 1259

$$R_i = \log_2 \left( 1 + \frac{z_i}{N_0} \right) \quad 1260$$

2. **Handling Minimum Requirement Constraints:** Instead of using the logarithmic form for minimum requirements directly, we can reformulate it to express resources: 1261  
1262

$$\frac{P_i |h_i|^2}{N_0} \geq 2^{R_{\min}} - 1 \quad 1263$$

Rearranging gives: 1264

$$P_i |h_i|^2 \geq N_0 (2^{R_{\min}} - 1) \quad 1265$$

This can be made into a convex constraint by separating  $P_i$  from the non - linear aspects. 1266

3. **Relaxation:** The resource constraints remain linear since they are in the form of: 1267

$$\sum_{i=1}^N P_i \leq P_{\max} \quad 1268$$

## H.5 Convex Optimization Problem

After applying these transformations and simplifications, the new optimization problem can be expressed as follows:

### H.5.1 Objective Function

$$\text{maximize } R = \sum_{i=1}^N z_i, \quad \text{where } z_i = \log_2 \left( 1 + \frac{P_i |h_i|^2}{N_0} \right)$$

### H.5.2 Constraints

#### 1. Total Resource Constraint:

$$\sum_{i=1}^N P_i \leq P_{\max}$$

#### 2. Non - negativity Constraints:

$$P_i \geq 0, \quad \forall i = 1, 2, \dots, N$$

#### 3. Convex Minimum Requirement Constraints:

$$P_i |h_i|^2 \geq N_0 (2^{R_{\min}} - 1), \quad \forall i = 1, 2, \dots, N$$

### H.5.3 Supplementary Variable Formulas

- **Utility Gain Parameter** remains defined as:

$$h_i = \sqrt{G_i} \cdot \exp(j\theta_i)$$

- **Base Constraint Parameter** can be expressed as:

$$N_0 = kT \cdot B$$

This reformulated optimization problem is now in a convex form and can be addressed using standard convex optimization solvers, enabling efficient computation and resource allocation.

## H.6 Code Generation

The following is a Python code example using ‘`scipy.optimize.minimize`’ to solve the optimization problem:

code

```
import numpy as np
from scipy.optimize import minimize

# Parameters
N = 5 # Number of entities
P_max = 10 # Maximum total resources
R_min = 5 # Minimum requirement
G = np.array([1, 1, 1, 1, 1]) # Utility gain parameters
N0 = 0.001 # Base constraint parameter

# Objective function
def objective(P):
    z = np.log2(1 + (P * G) / N0) # Calculate z_i
```

```

    return -np.sum(z) # Minimize negative sum for maximization

# Constraints
def constraint_total_power(P):
    return P_max - np.sum(P)

def constraint_qos(P):
    return np.array([P[i] * G[i] - N0 * (2**(R_min) - 1) for i in
                    range(N)])

# Initial guess
P0 = np.ones(N)

# Constraints dictionary
constr = [{'type': 'ineq', 'fun': constraint_total_power},
          {'type': 'ineq', 'fun': constraint_qos}]

# Bounds
bounds = [(0, P_max)] * N # Each P_i must be between 0 and P_max

# Solve the optimization problem
result = minimize(objective, P0, bounds=bounds, constraints=
                  constr)

# Output results
print ("Objective_Function_Value:", -result.fun)
print ("Optimized_Resource_Allocations_(P_i):", result.x) #
    Optimized resource allocations

```

1292

## H.7 Optimization Results

1293

The output of the script shows:

1294

### Output

- The value of the objective function is 54.8325272595287.
- Optimized Resource Allocations ( $P_i$ ) are [2.2.2.2.].

1295

The initial solution lies within the feasible region.

1296