

Reactive In-Air Clothing Manipulation with Confidence-Aware Dense Correspondence and Visuotactile Affordance

Neha Sunil^{*1}, Megha Tippur^{*1}, Arnau Saumell², Edward Adelson¹, Alberto Rodriguez³

¹Massachusetts Institute of Technology ²Prosper AI ³Boston Dynamics

<nsunil, albertor>@mit.edu <mhtippur, adelson>@csail.mit.edu [†]

Abstract: Manipulating clothing is challenging due to complex configurations, variable material dynamics, and frequent self-occlusion. Prior systems often flatten garments or assume visibility of key features. We present a dual-arm visuotactile framework that combines confidence-aware dense visual correspondence and tactile-supervised grasp affordance to operate directly on crumpled and suspended garments. The correspondence model is trained on a custom, high-fidelity simulated dataset using a distributional loss that captures cloth symmetries and generates correspondence confidence estimates. These estimates guide a reactive state machine that adapts folding strategies based on perceptual uncertainty. In parallel, a visuotactile grasp affordance network, self-supervised using high-resolution tactile feedback, determines which regions are physically graspable. The same tactile classifier is used during execution for real-time grasp validation. By deferring action in low-confidence states, the system handles highly occluded table-top and in-air configurations. We demonstrate our task-agnostic grasp selection module in folding and hanging tasks. Moreover, our dense descriptors provide a reusable intermediate representation for other planning modalities, such as extracting grasp targets from human video demonstrations, paving the way for more generalizable and scalable garment manipulation. See [project website](#) for demos.

Keywords: Deformable Object Manipulation, Dense Correspondence Learning, Confidence-Aware Planning, Visuotactile Perception

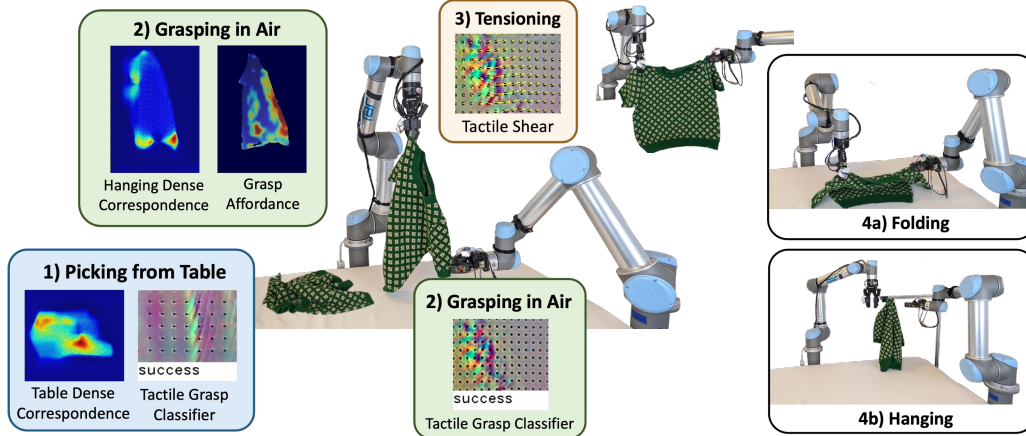


Figure 1: Overview of visuotactile garment manipulation system. Our framework integrates dense visual correspondence, visuotactile grasp affordance prediction, tactile grasp evaluation, and tactile tensioning for manipulating garments in highly-occluded configurations, both on a table-top and in-air. By leveraging a confidence-aware, reactive architecture and a task-agnostic representation, the system supports a variety of manipulation tasks, including folding and hanging.

^{*} Authors with equal contribution.

[†]This work was done at MIT.

1 Introduction

Deformable object manipulation is challenging because strategies developed for rigid objects rarely transfer. These objects have infinite-dimensional configuration spaces and uncertain dynamics. Garment manipulation adds further difficulty from intra-class variation, diverse material properties, and self-occlusion, especially in crumpled and suspended states where key visual cues may be hidden.

Existing cloth manipulation approaches often rely on flattening as an initial step [1, 2, 3, 4], expensive full-state estimation [5, 6], or task-specific grasp selection [7, 8]. We propose a pose- and instance-agnostic, confidence-aware representation using dense visual descriptors to establish pixel-wise correspondences between deformed garments and canonical flat configurations. Trained on highly deformed states of detailed simulated shirts, our model operates directly on garments crumpled on a table or suspended in the air. Instead of the traditional contrastive loss used in prior garment dense correspondence work, we use a distributional loss that explicitly models garment symmetries and produces confidence estimates for each correspondence. We are able to handle configurations with heavier occlusion than those using contrastive dense descriptors because our system can defer low-confidence grasps until reliable visual information is available.

We integrate this correspondence representation into a visuotactile manipulation system, using high-resolution tactile sensing to (1) supervise grasp affordance learning, (2) validate grasp success during execution, and (3) enable closed-loop tensioning during folding. These components work together within a reactive framework that adapts folding and hanging strategies to garments of varying geometries, without requiring full-state estimation or flattening.

We make the following key technical contributions:

- **Parametrizable Simulated Dataset:** A custom dataset with realistic stitching features and parameterized variations to enable correspondences across different shirt geometries.
- **Dense Representation:** Pixel-wise correspondences across challenging garment states using a distributional loss to capture symmetries and provide confidence estimates.
- **Visuotactile Affordance:** A grasp affordance network trained in simulation and fine-tuned using tactile self-supervision to identify graspable regions with a single camera setup.
- **Garment Manipulation System:** A reactive visuotactile framework combining dense correspondences, affordances, and tactile sensing for confidence-aware in-air folding and hanging.

2 Related Works

Most previous cloth manipulation works focus on task-specific pipelines, including flattening [3, 4], folding [7, 9], dressing [10, 11], and recently hanging [8, 12, 13, 14]. These systems typically use incremental pick-and-place motions against a table [1, 15, 16, 17], and many focus on rectangular cloth, rather than garments.

Learning-based approaches can be quite successful at specific tasks. Labeling a real-world deformable object dataset is challenging [12, 18], so most learning works are trained in simulation. However, the sim2real gap remains a challenge. We address this for our grasp affordance network by extending [19], fine-tuning using tactile classifiers to determine grasp success on the robot. Behavior cloning approaches [8] have shown impressive results on tasks like tying shoelaces and hanging shirts, but require thousands of expert teleoperated demonstrations per task. In contrast, our system enables one- or few-shot generalization abilities and can reuse a shared object-centric representation across tasks.

Perception and Representation Early cloth manipulation work relies on corner detection or ridge detection [20] to determine grasp points [21]. However, finding other more specific local features often requires first flattening the cloth [2, 3, 15, 17] or hanging it from specific grasp points [7, 9, 22] to avoid self-occlusion. Some works determine the global state of the cloth [5, 6, 23], but full-state inference is computationally expensive. In contrast, we use dense pixel-wise correspondences to directly localize task-relevant points in both deformed table-top and in-air configurations.

Dense Descriptors Dense visual descriptors have been used to learn pixel-level correspondences across object views [24, 25]. Florence et al. [26] introduce dense object descriptors for task-agnostic manipulation, with follow-up work applying them to deformable objects [1, 27, 28]. Prior garment-specific applications use contrastive loss [1, 28], but Ganapathi et al. [29] use multimodal distributional loss [30] to model symmetry and uncertainty on ropes and square cloths. We extend this to garments, training on highly crumpled configurations and enabling in-air correspondence prediction, a capability not previously addressed, because of our ability to defer low-confidence actions. Our approach further differs from garment manipulation in [28] because of our use of reactive control, made possible by confidence-aware descriptors and tactile feedback. We also discuss how our dense descriptors can act as an intermediate representation for different planning modalities, including learning from human video demonstrations. Additionally, Huang et al. [31] uses DinoV2 [32] and a vision-language model to determine grasp points and constraints; our descriptors could be combined with a language model to find keypoint candidates to better support manipulation in more deformed states.

3 Methods

3.1 Dataset Generation in Simulation

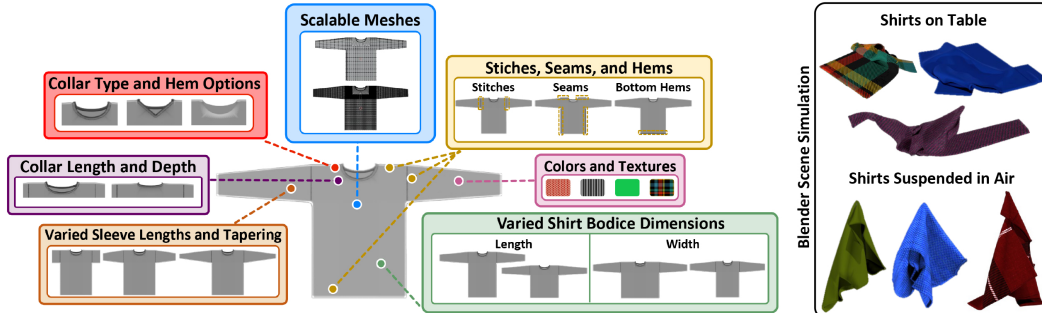


Figure 2: Generating a simulated shirt dataset. Blender 4.2 is used to simulate deformed shirts. Our animation pipeline allows flexibility in shirt geometries with the addition of realistic, key features like seams and hems often found on real shirts. A consistent vertex indexing across the shirt dataset is used, allowing alignment with a canonical template.

We use Blender 4.2 [33] to simulate a wide variety of shirt geometries and deformations, generating a large RGB-D dataset (1500 scenes) for training. In addition to parameterizing the overall geometries and material properties, we use [34] to incorporate hems, stitches, and sewing seams into our shirts to mimic realistic garments, enhancing visual realism and providing key features helpful for correspondence. Our method incorporates these finer details while preserving consistent vertex indexing across shirts, enabling descriptors to align with a canonical template regardless of geometry, without relying on sparse skeleton keypoints as in [28]. Figure 2 shows some of the parameters and shirt configurations we randomize to generate our dataset.

Scene generation mimics real-world camera setups, with three cameras arranged radially around each shirt, with added pose noise and varied lighting conditions to enhance dataset diversity. For each suspended scene, a shirt is held from a random mesh point and the world coordinates and pixel locations of the deformed mesh vertices are saved. For each table scene, a randomly positioned flat shirt is repeatedly grasped from random points and repositioned multiple times. This setup captures rich, diverse data across garment shapes, configurations (suspended and table), and visual contexts, enabling robust correspondence learning between different poses and shirt instances. See Appendix 7.1 for further simulation details.

3.2 Dense Correspondence with Distributive Loss

We aim to learn dense pixel-wise correspondences between images of garments in deformed and flattened configurations. Given an RGB image $I \in \mathbb{R}^{W \times H \times 3}$, we define a mapping $f : \mathbb{R}^{W \times H \times 3} \rightarrow$

$\mathbb{R}^{W \times H \times d}$ that assigns a d -dimensional descriptor to each pixel in I . This descriptor space allows correspondences to be established by comparing descriptors across images.

Contrastive Loss Contrastive methods, as used by [1, 26, 28], supervise this mapping by sampling pairs of matching and non-matching pixels across images. For a query pixel $u_a = (x_a, y_a)$ in image I_a and a candidate pixel $u_b = (x_b, y_b)$ in image I_b , the descriptor distance $D(I_a, u_a, I_b, u_b) = \|f(I_a)(u_a) - f(I_b)(u_b)\|_2$ is minimized for matching pairs and pushed beyond a fixed margin M for non-matching pairs. This enforces one-to-one correspondences but struggles with ambiguities caused by symmetries or occlusions, which are common in deformable objects. Symmetric Pixel-wise Contrastive Loss (SPCL) [29] extends this approach to support symmetric correspondences, allowing multiple valid matches per query pixel. However, they found the results to be unstable, and the discrete matches resulted in discontinuity issues. We will compare our network to these contrastive baselines.

Distributional Loss To address these limitations, we adopt the distributional formulation from [29], which explicitly models uncertainty over correspondences. Rather than supervising individual descriptor pairs, the network predicts a full probability distribution over all possible matches for a query pixel. In contrast, the softmax over contrastive descriptor distances does not produce a true calibrated probability distribution. Formally, we define an estimator $\hat{p}_b(x_i, y_j | I_a, I_b, x_a, y_a)$ that outputs the probability that each pixel $(x_i, y_j) \in I_b$ corresponds to a given query pixel $(x_a, y_a) \in I_a$. This estimator is defined as:

$$\hat{p}_b(x_i, y_j | I_a, I_b, x_a, y_a) = \frac{\exp(-\|f(I_a)[x_a, y_a] - f(I_b)[x_i, y_j]\|_2^2)}{\sum_{i', j'} \exp(-\|f(I_a)[x_a, y_a] - f(I_b)[x_{i'}, y_{j'}]\|_2^2)} \quad \forall (x_i, y_j) \in I_b \quad (1)$$

The target distribution q_b is a multimodal isotropic Gaussian defined over I_b , with standard deviation σ and modes centered at the ground-truth correspondence pixels, allowing the network to represent multiple valid matches and capture ambiguities from symmetry.

The descriptor mapping f is implemented using ResNet34. The network is optimized by minimizing the Kullback-Leibler (KL) divergence between the predicted distribution \hat{p}_{b_i} and the target distribution q_{b_i} for each query pixel. Here, \hat{p}_{b_i} is the predicted correspondence distribution over I_b for the i -th query pixel (computed using Equation 1), and q_{b_i} is the corresponding target distribution. Figure 3 shows a training example. At each iteration, we choose an image of a randomized deformed shirt and compare it to the canonical one. We query 50 randomly sampled points on the deformed shirt per iteration.

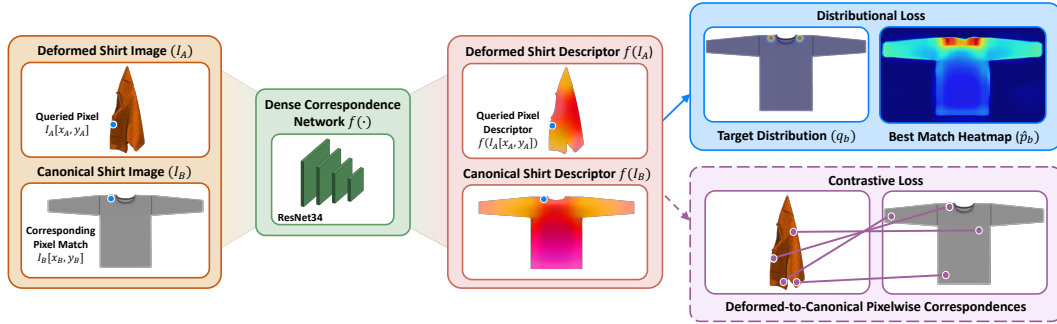


Figure 3: Training dense correspondence in simulation. Given two images I_a and I_b , and a matching relation $((x_a, y_a) \longleftrightarrow \{(x_b, y_b), (x'_b, y'_b)\})$, we train a CNN model f to compute dense object descriptors. When supervising with distributional loss, we define a multimodal Gaussian target distribution q_b with symmetrical modes over pixels corresponding to the queried point. We compute the probability distribution estimation \hat{p}_{b_i} over image I_b using $f(I_a)[x_a, y_a]$ and $f(I_b)$. Training minimizes the KL divergence between q_b and \hat{p}_{b_i} . In the contrastive loss case, the model learns to push discrete pixel matches closer together in pixel space and non-matches further apart.

Note that I_b is always the canonical shirt image during training, meaning that we compute both the target and estimated distributions over the canonical shirt. A smooth Gaussian target distribution works over the canonical shirt because it does not have the occlusions and distortions of a deformed

shirt. Defining the target distribution over the deformed shirt would be useful for training the network in both directions, but is unfeasible in this framework.

3.3 Visuotactile Grasp Affordance

Training a general garment grasp affordance network is more challenging than for simpler deformable objects like towels. In [19], the network was fine-tuned on a single towel with consistent material properties and dynamics. However, in this case, affordance must generalize across a wide range of geometries and material rigidities. As in [19], we only use side grasps to reduce computational complexity. While grasp classifiers are trained for both grippers (as required by the larger system), affordance training is performed only for right-arm grasps, with left-arm affordance approximated by horizontally flipping inputs and outputs.

Tactile Classifier To assess grasp quality, we train tactile classifiers to distinguish between successful grasps, grasps with too little fabric (which are empty or prone to slip), and grasps with a large excess of layers (more fabric than intended). We concatenate five evenly-spaced tactile depth images from the grasp attempt as input to our network. Our tactile datasets include 350 grasps across approximately 20 shirts, with limited augmentations, as implemented in [19] (two per input).

Training Affordance in Simulation We use the same U-Net [35] architecture as [19] for affordance prediction. The input to the network is a depth image of the hanging garment, and the output is an affordance heatmap over the image. Ground-truth affordance labels are computed per pixel via geometric analysis, leveraging full access to the cloth state in simulation. Specifically, each pixel is labeled based on gripper reachability, collision avoidance, and the number of fabric layers inside the gripper (restricted to two or fewer). These criteria are all explicitly checked in simulation, but the tactile classifier implicitly verifies these qualities on the robot. The simulated dataset consists of 300 unique cloth configurations, each rotated in increments of 30° , yielding a total of 3,600 images.

Fine-tuning on the Robot We collect 8,500 grasp points for real-world fine-tuning to capture the greater variety of shirt dynamics and configurations compared to the simulated environment. Fine-tuning can easily overfit the real grasp dataset because the loss only applies to one pixel at a time. Furthermore, the tactile classifier cannot reliably determine whether the grasped region corresponds to the intended visual target. As a result, non-reachable pixels can yield positive tactile signals due to inadvertently grasping cloth in front of the target. To help address these challenges, our loss includes neighboring pixels to broaden supervision, along with regularization terms such as spatial smoothness penalties, simulation consistency constraints, and weight decay (see [Appendix 7.5](#)).

3.4 In-Air Garment Manipulation

System Setup Our bimanual system consists of two UR5 robots, both equipped with parallel-jaw grippers mounted with GelSight Wedge tactile sensors [36]. A Kinect Azure camera is used to capture RGB-D images.

Folding with Confidence-Based State Machine Prior dense correspondence methods for garment folding rely on fixed pick points in canonical space [1, 28]. While this simplifies planning, it fails when key features are occluded, distorted, or located in configurations unsuitable for grasping.

Our system enables reactive in-air folding by dynamically selecting grasp points based on real-time confidence estimates and recovering from failures using tactile reactivity. The system starts by picking the shirt up from the table (looking for correspondence regions above a confidence threshold), and all subsequent grasps are performed in air.

At each grasp attempt, the robot can query from three canonical regions (shoulder, sleeve, bottom) using our distributional dense correspondence network to generate confidence-weighted heatmaps. A grasp is executed only if both the correspondence confidence and grasp affordance (for in-air grasps) exceed predefined thresholds. Otherwise, the robot rotates the garment by 30° and re-evaluates, ensuring robust grasp point selection across four folding strategies (shoulder-to-shoulder, bottom-to-bottom, sleeve-to-sleeve, sleeve-to-bottom). See [Appendix 7.2](#) for more details.

Grasp success is validated by tactile sensing (confirming fabric contact). If a grasp fails, the robot rotates and retries without releasing the garment. We use vision to ensure that the cloth is still in grip after moving the grippers. If no pixel meets the threshold requirements, the robot grasps the lowest available high affordance point to change configurations and encourage the cloth to unfurl. Once two confident grasp points are secured, the robot tensions the shirt (detecting shear via the average marker displacement on the tactile sensors) and can perform the rest of the folding motions open-loop, with the exception of using vision to align corners.

Hanging We demonstrate hanging by picking collar or shoulder points from the table and in the air. After securing both grasps, the robot moves open-loop to a peg. Hanging success is evaluated by grasp regions and whether the cloth stays on the peg.

4 Results

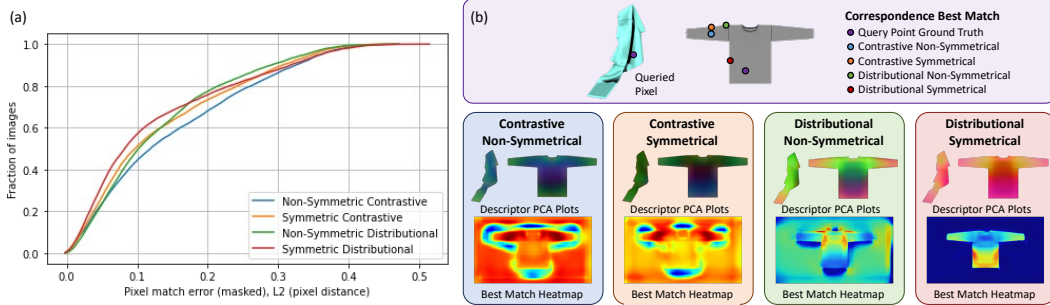


Figure 4: Comparison of contrastive vs. distributional training, with and without symmetric supervision in simulation. Plot (a) shows the cumulative fraction of image pixels whose predicted match is within a given pixel error threshold. Networks are trained on a combined dataset of suspended and table-top shirts, and evaluated on an unseen suspended test set; higher curves indicate better performance. Our symmetric distributional model performs the best at low error thresholds compared to baselines. For each network, (b) shows the predicted best pixel match for a queried point on a deformed simulated shirt, along with PCA visualizations of the dense descriptors in both the canonical and deformed states and the corresponding match heatmaps. Contrastive heatmaps are normalized between 0 and 1, while distributional heatmaps represent true calibrated probabilities.

Dense Correspondence Most dense descriptor methods use contrastive one-to-one training [1, 26, 28], which fails to capture symmetries or spatial relationships beyond binary matches. Quantitative results (Figure 4) show similar cumulative pixel errors between contrastive and distributional models, but distributional models consistently outperform contrastive ones across nearly all error thresholds. Qualitatively, contrastive and non-symmetrical losses struggle with ambiguous structures, often confusing sleeves with the shirt bottom (as seen in PCA visualizations). In contrast, distributional loss supervises the model to predict a full probability distribution, enforcing spatial consistency. Explicit symmetry supervision further improves performance (Figure 4), especially at low error thresholds, by encouraging multimodal correspondences in symmetric regions.

We found that including random occlusions during training did not significantly affect performance in simulation, but helped improve performance on real data, likely due to masking artifacts. More detailed analysis of network parameters can be found in Appendix 7.3.

On real suspended shirt images, we evaluate our network by defining classification zones on the canonical shirt (see Appendix 7.4). When querying points from a suspended shirt (forward direction, as in training), the best suspended-only network classified the correct region 73.3% of the time, while the best combined network (trained on both table and suspended data) achieved 62.2% accuracy, while exhibiting lower overall confidence. Applying a confidence threshold, the combined network made correct, confidence-aware decisions (avoiding incorrect labels) 68.9% of the time. In the inverse direction (querying from the canonical shirt), the combined network correctly identified the region 41.7% of the time and made safe, confidence-aware decisions 70.8% of the time. Some canonical points were occluded in the deformed image, making low confidence the correct outcome for these cases. On table scenes, the correct correspondence region was identified 70% of the time, and a safe decision (either correct or low-confidence) was made 80% of the time in 20 trials.

Visuotactile Grasp Affordance Our tactile grasp classifier achieves 99.7% accuracy on the right arm (used for tactile supervision) and 98.8% on the left. Thin, flat shirts are the most challenging to classify. To evaluate affordance prediction, we collect 125 human-labeled grasp points where each point appeared potentially graspable to a human observer. We compare our fine-tuned affordance network against two baselines: (1) Sim2Real, trained in simulation and directly deployed, and (2) Real2Real, trained solely on robot data. Networks are evaluated offline using precision@k [37], a metric suitable for our unbalanced test set that avoids the need for a fixed threshold. We report precision@80, corresponding to the 80 successful grasps among the 125 test points. The results are 71.3% for Sim2Real, 75.0% for Real2Real, and 76.3% for our fine-tuned network. Sim2Real performs worst due to discrepancies between simulated and real-world dynamics. While the fine-tuned and Real2Real networks achieve similar precision on the test set, qualitative analysis shows that Real2Real tends to be overconfident in incorrect predictions without the structure provided by the simulated network, particularly in less ambiguous cases not well-represented in the test set (see Appendix 7.5).

Category	Successful Grasp (%)		Corr. Success (%)		Low Conf. (%)		Failed Grasp (%)	
	Susp.	Comb.	Susp.	Comb.	Susp.	Comb.	Susp.	Comb.
Sleeve	60	40	80	60	10	10	30	50
Bottom	40	10	90	90	40	80	20	10
Shoulder	40	60	100	100	60	20	0	20
Collar	80	80	90	90	0	0	20	20

Table 1: (a) Grasping results using dense correspondence and grasp affordance across shirt categories for suspended and combined (suspended + table) dataset networks. Low-confidence outcomes, where the shirt completes a full rotation without finding a grasp point, are not counted as successful or failed grasps. They are still included when calculating correspondence success, since both networks are trained to be confidence-aware. Failed grasps are categorized as either correspondence or affordance failures. Correspondence success rates exclude grasps that failed due to bad affordance predictions.

Combined System We evaluate grasping performance across four garment regions (sleeve, bottom, shoulder, and collar) using two different correspondence networks: one trained solely on suspended shirts and another on a combined table and suspended dataset. For each category, we perform 10 grasp attempts per network, recording outcomes as success, failure, or below confidence threshold. Failures are further categorized as correspondence errors or affordance errors. In this experiment, we place the shirt in configurations where we expect graspable regions to emerge after rotation. Table 1 summarizes rates for overall success, correspondence success (excluding bad affordance grasps), low-confidence rates, and total failure rates for each network and region.

The collar region consistently achieves higher confidence and success rates, likely due to its distinctive geometry. In contrast, the bottom region has the lowest confidence rates, reflecting its visual ambiguity and the increased difficulty of finding good affordance grasps from folding in on itself. The suspended network performs marginally better overall, but the combined network adds critical flexibility by supporting table grasps. Importantly, during folding, we query three candidate grasp points for the initial grasp, requiring confidence in only one to proceed. Subsequent grasps occur in easier, more unfurled configurations. 7 of 80 grasp attempts were affordance failures that the tactile classifier can recover from during task execution.

We found that our confidence-aware state machine was able to grasp viable folding points in 6 out of 10 trials. Of the 30 total grasps attempted during the course of our 10 folding trials, 6 were empty grasps successfully caught by the tactile classifier, immediately triggering recovery behaviors. Irrecoverable failure modes included correspondence failures, grabbing too much fabric, and grabbing diagonally across the shirt for sleeve-end grasps (despite masking out lowest points, see Appendix 7.2). Cloth slipping out was an occasional issue, but the system is able to recover. Without affordance fine-tuning, the folding success rate dropped to 3 out of 10 trials, with an increase in cases of grabbing too much fabric caused by poor affordance, rather than poor correspondence. Our hanging system was successful in 7 out of 10 trials with all failures due to correspondence.

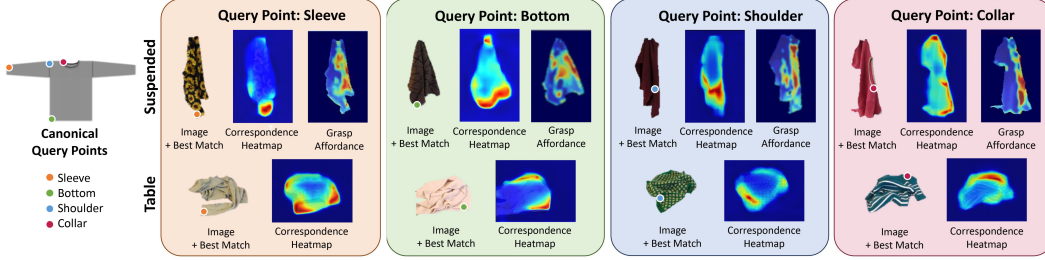


Figure 5: Correspondence and affordance heatmaps for real images. We show examples for both suspended and table configurations, with correspondence probability maps for four query types: sleeve, shoulder, collar, and bottom. For suspended images, we also show the grasp affordance heatmap. In the robot system, grasp points are selected where both correspondence and affordance exceed predefined confidence thresholds. Note that while training queries points on the crumpled shirt, the robot queries points on the canonical image.

5 Conclusion

We present a reactive visuotactile system for garment manipulation that integrates dense visual correspondence, visuotactile grasp affordance, confidence-aware planning, and tactile feedback. Unlike prior work constrained to table-top picking or reliant on flattening, our system supports in-air garment manipulation directly from crumpled states, guided by dense correspondences—a capability not previously demonstrated in the field. This enables more flexible, human-like manipulation.

A core insight of our work is the importance of confidence-driven reactivity: by deferring low-confidence actions and using tactile sensing for validation and correction, the system maintains robustness under severe occlusion and uncertainty. This closed-loop approach bridges the gap between global visual context and local contact feedback, enabling reliable control even when full object geometry is not observable.

Beyond task execution, our dense, confidence-aware representation serves as a generalizable intermediate layer for higher-level planning frameworks. It provides a foundation for extracting grasp targets from human video demonstrations (See Figure 6 and Appendix 7.6), and has the potential to interface with vision-language models [31] or symbolic planners. These directions open the door to scalable, semantically-informed manipulation systems capable of adapting across garments, tasks, and contexts.

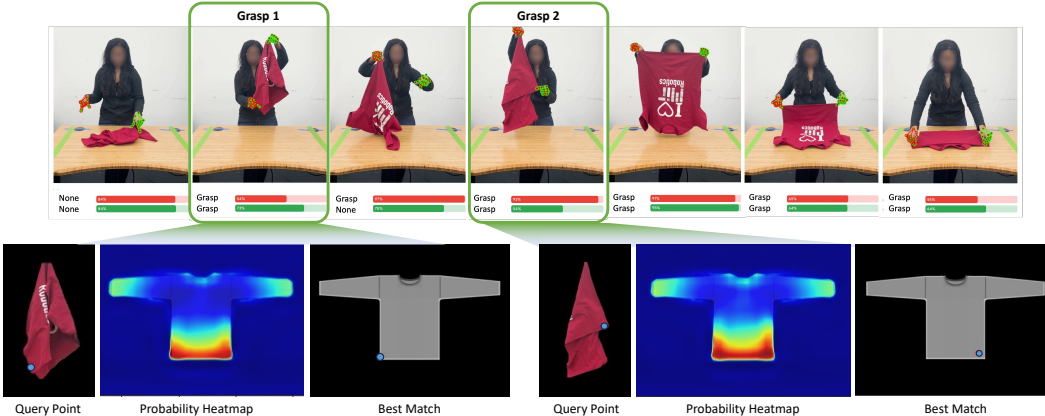


Figure 6: Extracting grasp points from human video demonstrations. We track hand gestures throughout the video to identify key moments. For each key frame, we use the tracked hand position to define a query point and retrieve the corresponding location on the canonical shirt using our dense correspondence model. This approach enables folding demonstrations to be interpreted as robot-executable instructions via our dense visual representation.

6 Limitations

While our system demonstrates strong potential for in-air garment manipulation, several areas present opportunities for further development. First, the generalizability of the dense correspondence network is limited by the features available in simulation. Although we incorporated realistic details such as seams, hems, and varied necklines, other common garment features—like hoods, buttons, zippers, and mixed patterns—are not yet modeled. Some of these could be added in future dataset expansions, while others may require advances in simulation tools. On out-of-distribution shirts (see [Appendix 7.4](#)), the network still captures general structure, but with lower confidence. New garment classes (e.g., trousers) would require new simulations, which would not require a complete overhaul of the simulation methodology, but would need to be updated to account for the different geometries, hems, and zippers. However, even in these cases, the overall grasp selection pipeline remains relatively unchanged, but would likely require a new confidence threshold or additional fine-tuning.

Second, we are able to achieve this performance with a single camera and exclusively side approach grasps, but expanding to additional viewpoints and enabling more grasp approach angles could improve coverage to access more high correspondence regions. Incorporating temporal information could further enable the system to track keypoints as they become accessible, supporting more flexible planning.

Finally, although the system is confidence-aware, the network occasionally overestimates its certainty in challenging configurations. We experimented with auxiliary confidence prediction and KL-divergence metrics, but these did not significantly improve failure detection. Improving uncertainty estimation remains an important direction for future work.

Acknowledgments

We would like to thank Sangbae Kim for helping provide the computing resources used in this work.

This material is based upon work supported by the National Science Foundation Graduate Research Fellowship Program (NSF GRFP), the Toyota Research Institute (TRI), and the Amazon Science Hub.

References

- [1] A. Ganapathi, P. Sundaresan, B. Thananjeyan, A. Balakrishna, D. Seita, J. Grannen, M. Hwang, R. Hoque, J. E. Gonzalez, N. Jamali, K. Yamane, S. Iba, and K. Goldberg. Learning to smooth and fold real fabric using dense object descriptors trained on synthetic color images. *arXiv*, 2020.
- [2] R. Hoque, K. Shivakumar, S. Aeron, G. Deza, A. Ganapathi, A. Wong, J. Lee, A. Zeng, V. Vanhoucke, and K. Goldberg. Learning to fold real garments with one arm: A case study in cloud-based robotics research. *arXiv preprint arXiv:2204.10297*, 2022.
- [3] H. Ha and S. Song. Flingbot: The unreasonable effectiveness of dynamic manipulation for cloth unfolding. In *Conference on Robot Learning*, pages 24–33. PMLR, 2022.
- [4] A. Canberk, C. Chi, H. Ha, B. Burchfiel, E. Cousineau, S. Feng, and S. Song. Cloth funnels: Canonicalized-alignment for multi-purpose garment manipulation, 2022. URL <https://arxiv.org/abs/2210.09347>.
- [5] C. Chi and S. Song. Garmentnets: Category-level pose estimation for garments via canonical space shape completion. *CoRR*, abs/2104.05177, 2021. URL <https://arxiv.org/abs/2104.05177>.
- [6] C. Chi and D. Berenson. Occlusion-robust deformable object tracking without physics simulation. In *Intelligent Robots and Systems (IROS), 2019 IEEE International Conference on*. IEEE, 2019.
- [7] A. Doumanoglou, A. Kargakos, T.-K. Kim, and S. Malassiotis. Autonomous active recognition and unfolding of clothes using random decision forests and probabilistic planning. In *2014 IEEE international conference on robotics and automation (ICRA)*, pages 987–993. IEEE, 2014.
- [8] T. Z. Zhao, J. Thompson, D. Driess, P. Florence, K. Ghasemipour, C. Finn, and A. Wahid. Aloha unleashed: A simple recipe for robot dexterity. *arXiv preprint arXiv:2410.13126*, 2024.
- [9] J. Maitin-Shepard, M. Cusumano-Towner, J. Lei, and P. Abbeel. Cloth grasp point detection based on multiple-view geometric cues with application to robotic towel folding. In *2010 IEEE International Conference on Robotics and Automation*, pages 2308–2315. IEEE, 2010.
- [10] F. Zhang and Y. Demiris. Learning garment manipulation policies toward robot-assisted dressing. *Science robotics*, 7(65):eabm6010, 2022.
- [11] Z. Sun, Y. Wang, D. Held, and Z. Erickson. Force-constrained visual policy: Safe robot-assisted dressing via multi-modal sensing. *IEEE Robotics and Automation Letters*, 2024.
- [12] W. Chen, D. Lee, D. Chappell, and N. Rojas. Learning to grasp clothing structural regions for garment manipulation tasks. In *2023 IEEE/RSJ International Conference on Intelligent Robots and Systems (IROS)*, pages 4889–4895. IEEE, 2023.
- [13] Y. Chen, S. Wei, B. Xiao, J. Lyu, J. Chen, F. Zhu, and H. Wang. Robohanger: Learning generalizable robotic hanger insertion for diverse garments. *arXiv preprint arXiv:2412.01083*, 2024.

- [14] W. Chen, K. Li, D. Lee, X. Chen, R. Zong, and P. Kormushev. Graphgarment: Learning garment dynamics for bimanual cloth manipulation tasks. *arXiv preprint arXiv:2503.05817*, 2025.
- [15] Y. Wu, W. Yan, T. Kurutach, L. Pinto, and P. Abbeel. Learning to manipulate deformable objects without demonstrations, 2019.
- [16] R. Hoque, D. Seita, A. Balakrishna, A. Ganapathi, A. K. Tanwani, N. Jamali, K. Yamane, S. Iba, and K. Goldberg. VisuoSpatial foresight for multi-step, multi-task fabric manipulation, 2020.
- [17] X. Lin, Y. Wang, Z. Huang, and D. Held. Learning visible connectivity dynamics for cloth smoothing. In *Conference on Robot Learning*, pages 256–266. PMLR, 2022.
- [18] J. Qian, T. Weng, L. Zhang, B. Okorn, and D. Held. Cloth region segmentation for robust grasp selection. In *IEEE International Conference on Intelligent Robots and Systems*, 2020. ISBN 9781728162126. doi:10.1109/IROS45743.2020.9341121.
- [19] N. Sunil, S. Wang, Y. She, E. Adelson, and A. R. Garcia. Visuotactile affordances for cloth manipulation with local control. In *6th Annual Conference on Robot Learning*, 2022. URL <https://openreview.net/forum?id=s6NEzqZKaP->.
- [20] K. Yamazaki, K. Nagahama, and M. Inaba. Daily clothes observation from visible surfaces based on wrinkle and cloth-overlap detection. In *MVA*, pages 275–278, 2011.
- [21] B. Willimon, S. Birchfield, and I. Walker. Model for unfolding laundry using interactive perception. In *IEEE International Conference on Intelligent Robots and Systems*, 2011. ISBN 9781612844541. doi:10.1109/IROS.2011.6048796.
- [22] M. Cusumano-Towner, A. Singh, S. Miller, J. F. O’Brien, and P. Abbeel. Bringing clothing into desired configurations with limited perception. In *2011 IEEE international conference on robotics and automation*, pages 3893–3900. IEEE, 2011.
- [23] T. Tang, Y. Fan, H.-C. Lin, and M. Tomizuka. State estimation for deformable objects by point registration and dynamic simulation. In *Intelligent Robots and Systems (IROS), 2017 IEEE International Conference on*. IEEE, 2017.
- [24] C. B. Choy, J. Gwak, S. Savarese, and M. Chandraker. Universal correspondence network. *CoRR*, abs/1606.03558, 2016. URL <http://arxiv.org/abs/1606.03558>.
- [25] T. Schmidt, R. A. Newcombe, and D. Fox. Self-supervised visual descriptor learning for dense correspondence. *IEEE Robotics and Automation Letters*, 2017.
- [26] P. R. Florence, L. Manuelli, and R. Tedrake. Dense object nets: Learning dense visual object descriptors by and for robotic manipulation. *CoRR*, abs/1806.08756, 2018. URL <http://arxiv.org/abs/1806.08756>.
- [27] P. Sundaresan, J. Grannen, B. Thananjeyan, A. Balakrishna, M. Laskey, K. Stone, J. E. Gonzalez, and K. Goldberg. Learning rope manipulation policies using dense object descriptors trained on synthetic depth data. *CoRR*, abs/2003.01835, 2020. URL <https://arxiv.org/abs/2003.01835>.
- [28] R. Wu, H. Lu, Y. Wang, Y. Wang, and H. Dong. Unigarmentmanip: A unified framework for category-level garment manipulation via dense visual correspondence. In *Proceedings of the IEEE/CVF Conference on Computer Vision and Pattern Recognition (CVPR)*, June 2024.
- [29] A. Ganapathi, P. Sundaresan, B. Thananjeyan, A. Balakrishna, D. Seita, R. Hoque, J. E. Gonzalez, and K. Goldberg. MMGSD: Multi-Modal Gaussian Shape Descriptors for Correspondence Matching in 1D and 2D Deformable Objects. In *Intelligent Robots and Systems (IROS), 2020 IEEE International Conference on*, 2020.

- [30] P. Florence. *Dense visual learning for robot manipulation*. PhD thesis, Massachusetts Institute of Technology, 01 2020.
- [31] W. Huang, C. Wang, Y. Li, R. Zhang, and L. Fei-Fei. Rekep: Spatio-temporal reasoning of relational keypoint constraints for robotic manipulation. *arXiv preprint arXiv:2409.01652*, 2024.
- [32] M. Oquab, T. Darcet, T. Moutakanni, H. Vo, M. Szafraniec, V. Khalidov, P. Fernandez, D. Haziza, F. Massa, A. El-Nouby, et al. Dinov2: Learning robust visual features without supervision. *arXiv preprint arXiv:2304.07193*, 2023.
- [33] Blender Online Community. Blender. <https://www.blender.org/>, 2025. Version 4.2.
- [34] A. Albisser. Procedural cloth sewing toolbox for blender 4.2+. <https://alexandrealbisser.gumroad.com/l/ProceduralSewingToolbox>, 2024. Software tool.
- [35] O. Ronneberger, P. Fischer, and T. Brox. U-net: Convolutional networks for biomedical image segmentation. In *International Conference on Medical image computing and computer-assisted intervention*, pages 234–241. Springer, 2015.
- [36] S. Wang, Y. She, B. Romero, and E. Adelson. Gelsight wedge: Measuring high-resolution 3d contact geometry with a compact robot finger. In *2021 IEEE International Conference on Robotics and Automation (ICRA)*, pages 6468–6475. IEEE, 2021.
- [37] M. Sanderson. *Test collection based evaluation of information retrieval systems*. Now Publishers Inc, 2010.
- [38] A. Kirillov, E. Mintun, N. Ravi, H. Mao, C. Rolland, L. Gustafson, T. Xiao, S. Whitehead, A. C. Berg, W.-Y. Lo, et al. Segment anything. In *Proceedings of the IEEE/CVF International Conference on Computer Vision*, pages 4015–4026, 2023.