

MapAnything: Universal Feed-Forward Metric 3D Reconstruction

map-anything.github.io

Nikhil Keetha^{1,2} Norman Müller¹ Johannes Schönberger¹ Lorenzo Porzi¹ Yuchen Zhang²
Tobias Fischer¹ Arno Knapitsch¹ Duncan Zauss¹ Ethan Weber¹ Nelson Antunes¹
Jonathon Luiten¹ Manuel Lopez-Antequera¹ Samuel Rota Bulò¹ Christian Richardt¹
Deva Ramanan² Sebastian Scherer² Peter Kotschieder¹

¹Meta Reality Labs ²Carnegie Mellon University




Figure 1. **MapAnything** is a flexible, unified feed-forward 3D reconstruction model that predicts metric 3D reconstructions with camera information from a set of N input images with optional camera poses, intrinsics, or depth maps. MapAnything supports over 12 different 3D reconstruction tasks, including camera localization, structure-from-motion (SfM), multi-view stereo, and metric depth completion, outperforming or matching the quality of specialist methods.

Abstract

We introduce *MapAnything*, a unified transformer-based feed-forward model that ingests one or more images along with optional geometric inputs such as camera intrinsics, poses, depth, or partial reconstructions, and directly regresses the metric 3D scene geometry and cameras. *MapAnything* leverages a factored representation of multi-view scene geometry, i.e., a collection of depth maps, local raymaps, camera poses, and a metric scale factor that effectively upgrades local reconstructions into a globally consistent metric frame. Standardizing the supervision and training across diverse datasets, along with flexible input augmentation, enables *MapAnything* to address a broad range of 3D vision tasks in a single feed-forward pass, including uncalibrated structure-from-motion, calibrated multi-view stereo, monocular depth estimation, camera localization, depth completion, and more. We provide extensive experimental analyses and model ablations demonstrating that *MapAnything* outperforms or

matches specialist feed-forward models while offering more efficient joint training behavior, thus paving the way toward a universal 3D reconstruction backbone.

1. Introduction

The problem of image-based 3D reconstruction has traditionally been solved using structure-from-motion (SfM) [43, 52], photometric stereo [77], shape-from-shading [17], and so on. To make the problem tractable, classic approaches decompose it into distinct tasks, such as feature detection [33] and matching [49], two-view pose estimation [40], camera calibration [64] and resectioning [50], rotation [13] and translation averaging [43], bundle adjustment (BA) [60], multi-view stereo (MVS) [53], and/or monocular surface estimation [16]. Recent work has demonstrated tremendous potential in solving these problems in a unified way using feed-forward architectures [8, 22, 29, 68, 72, 84].

While prior feed-forward work has approached the different tasks separately or by not leveraging all the available input modalities, we present a unified end-to-end model for diverse 3D reconstruction tasks. Our method MapAnything can be used to solve the most general uncalibrated SfM problem as well as various combinations of sub-problems, such as calibrated SfM or multi-view stereo, monocular depth estimation, camera localization, and metric depth completion. To enable the training of such a unified model, we: (1) introduce a flexible input scheme that supports various geometric modalities when available, (2) propose a suitable output space that supports all of these diverse tasks, and (3) discuss flexible dataset aggregation and standardization.

MapAnything’s key insight to address these challenges is the use of a *factored* representation of multi-view scene geometry. Instead of directly representing the scene as a collection of pointmaps, we represent the scene as a collection of depth maps, local raymaps, camera poses, and a metric scale factor that upgrade local reconstructions into a globally consistent metric frame. We use such a factored representation to represent both the outputs and (optional) inputs for MapAnything, allowing it to take advantage of auxiliary geometric inputs when available. For example, robotic applications [1, 15, 19, 27] may have knowledge of camera intrinsics (rays) and/or extrinsics (poses). Finally, a significant benefit of our factored representation is that it allows MapAnything to be effectively trained from diverse datasets with partial annotations, for example, datasets that may be annotated with only non-metric “up-to-scale” geometry. In summary, we make the following main contributions:

1. **Unified Feed-Forward Model** for multi-view metric 3D reconstruction that supports more than 12 different problem configurations. The end-to-end transformer is trained more efficiently than a naive set of bespoke models and leverages not only image inputs, but also optional geometric information such as camera intrinsics, extrinsics, depth, and/or metric scale factor, when available.
2. **Factored Scene Representation** that flexibly enables decoupled inputs and effective prediction of metric 3D reconstructions. Our model computes multi-view pixel-wise scene geometry and cameras directly, without redundancies or costly post-processing.
3. **State-of-the-Art Performance** compared to other feed-forward models, matching or surpassing expert models that are tailored for specific, isolated tasks.
4. **Open Source Release** of (a) code for data processing, inference, benchmarking, training & ablations, and (b) a pre-trained MapAnything model under the permissive Apache 2.0 license, thereby providing an extensible & modular framework plus model to facilitate future research on building 3D/4D foundation models.

2. Related Work

Towards Universal 3D Reconstruction. In contrast to the traditional approach of designing specialized methods for distinct reconstruction tasks, recent efforts have shown great promise in solving them jointly with a single feed-forward architecture. Early works like DeMoN [61], DeepTAM [87] or DeepV2D [57] explored this direction with CNNs but did not match the performance of classical expert models. Enabled by advances in deep learning, recent methods like PF-LRM [68], RayDiffusion [84], DUS3R [72], VGGsFm [66], and VGGT [67] scale up transformers on large amounts of data. Despite this breakthrough, these methods are still limited to a subset of 3D reconstruction tasks with fixed inputs and output modalities, a small or fixed number of views, or they only work well in relatively constrained, typically object-centric, scenarios. With MapAnything, we overcome these limitations by designing a geometrically grounded and flexible architecture that supports heterogeneous input and output modalities for any number of input views.

Multi-View Feed-forward Reconstruction. DUS3R and its metric follow-up MAST3R [29] predict a coupled scene representation (i.e., cameras, poses, and geometry are parameterized by a pointmap and need to be recovered post hoc) and require expensive post-processing & symmetric inference to perform multi-view unconstrained SfM. Follow-up work [10, 11, 39, 44] integrates MAST3R outputs into classical SfM and SLAM pipelines in a more principled manner. Recent works like Spann3R [65], CUT3R [69], and MUST3R [6] remove the need for classical optimization and enable multi-view reconstruction via latent state memory in transformers. However, these works do not yet match the performance of traditional optimization applied to predicted two-view outputs from MAST3R [10, 39].

Recently, MV-DUS3R+ [56] and VGGT [67] demonstrate multi-view inference by extending the DUS3R architecture for multi-view reconstruction. Likewise, Reloc3r [8] focuses on camera re-localization and directly predicts multi-view camera poses. MV-DUS3R+ achieves this by parallelizing the cross-attention transformer to support different reference views, leading to a significant increase in computation, while VGGT employs an alternating attention transformer to predict multi-view pointmaps, depth, pose, and features for tracking. FAST3R [78] uses positional encoding for long-sequence inference in LLMs for global attention trained on a few views to work on a larger number of views. More recently, π^3 [74] fine-tunes VGGT to remove the use of the first input frame as reference coordinate.

In both MV-DUS3R+ and FAST3R, the prediction is a coupled scene representation and cannot handle heterogeneous inputs. As shown in FAST3R, for the multi-view setup, the dense geometry prediction capabilities of the model are impacted by the pose estimation across non-visible views

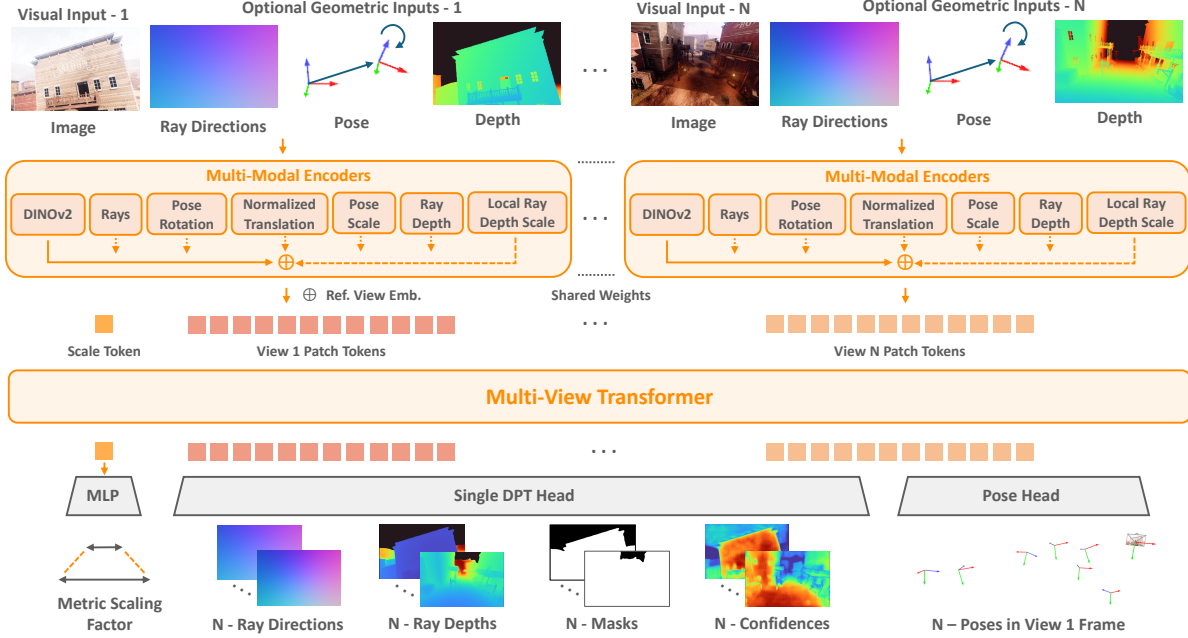


Figure 2. **Overview of the MapAnything Architecture.** Given N visual and optional geometric inputs, the model first encodes the images and the factored representation of the geometric inputs into a common latent space where the patch features (for images, rays & depth) and broadcasted global features (for translation, rotation, pose scale across all pose inputs & depth scale local to each frame) are summed together. Then, a fixed reference view embedding is added to the first view’s features and a single learnable scale token is appended to the set of N view patch tokens. These tokens are then input into an alternating-attention transformer. We use a single DPT to decode the N view patch tokens into N dense outputs local to all the views. A single average pooling-based pose head also uses the N view patch tokens to predict N poses in the frame of view 1. Lastly, while these predictions exist in an up-to-scale space, the model passes the scale token through an MLP to predict the metric scaling factor, which when coupled with the other predictions, provides the dense metric 3D reconstruction.

(see their Table 5 & Section 5.1). To alleviate this issue, FAST3R predicts redundant pointmaps across all views with a dedicated DPT head for global and local pointmap prediction. Likewise, VGGT also predicts multiple redundant quantities through two separate branches, one for pointmaps and one for cameras and depth. While concurrent work, π^3 [74], fine-tunes VGGT to remove this redundancy by predicting up-to-scale decoupled local pointmaps and global pose, we find this design choice to be sub-optimal (see Table 5a). In contrast, MapAnything directly predicts a completely factored representation, i.e., local ray directions, depth along the ray, global camera pose for all views, and a single metric scaling factor for the scene. In this formulation, the task of predicting ray directions (akin to camera calibration) and depth-along-ray estimation are per-view and thus can be predicted from a single dense prediction head.

While prior work has paved the way for unconstrained multi-view inference and large-scale training, they are all limited to only image inputs and modeling a simple pinhole camera. In contrast, MapAnything supports various 3D reconstruction and calibration tasks from multiple views with heterogeneous inputs and a flexible camera model.

Geometry as Inputs or Conditioning. While not explicitly used for feed-forward 3D reconstruction like in Map-

Anything, quantities such as ray directions, origins, and depth maps have been explored as conditioning inputs for tasks like novel-view synthesis [24, 35, 75, 88], diffusion-based image generation [38, 85], dynamic video depth estimation [34], or 3D object shape completion [9]. Taskonomy [83] explored the benefits of multi-task learning for improved vision task performance. Later works like MultiMAE [3] build on these insights and devise auto-encoders to support flexible combination of heterogeneous inputs; however, this is not suitable for solving 3D reconstruction tasks. Pow3R [23] was the first work to incorporate known priors as inputs to feed-forward 3D reconstruction. In contrast to us, Pow3R only supports two pinhole camera images with a single focal length and centered principal point. Furthermore, Pow3R builds on top of DUST3R and cannot condition on metric scale information. In contrast, MapAnything supports any number of input views and has a flexible input parameterization that supports metric scale and any camera with a central projection model.

3. MapAnything

MapAnything is an end-to-end model that takes as input N RGB images $\hat{\mathcal{I}} = (\hat{I}_i)_{i=1}^N$ and optional geometric inputs corresponding to all or a subset of the input views:

- (a) generic central camera calibrations [12, 63, 84] as ray directions $\hat{\mathcal{R}} = (\hat{R}_i)_{i \in S_r}$,
 - (b) poses in the frame of the first view \hat{I}_1 as quaternions $\hat{\mathcal{Q}} = (\hat{Q}_i)_{i \in S_q}$ and translations $\hat{\mathcal{T}} = (\hat{T}_i)_{i \in S_t}$, and
 - (c) ray depth for each pixel $\hat{\mathcal{D}} = (\hat{D}_i)_{i \in S_d}$,
- where S_r, S_q, S_t, S_d are subsets of frame indices $[1, N]$.

MapAnything maps these inputs to an N -view factored metric 3D output (as shown in Figure 2):

$f_{\text{MapAnything}}(\hat{\mathcal{T}}, [\hat{\mathcal{R}}, \hat{\mathcal{Q}}, \hat{\mathcal{T}}, \hat{\mathcal{D}}]) = \{m, (R_i, \tilde{D}_i, \tilde{P}_i)_{i=1}^N\}$, (1)
 where $m \in \mathbb{R}$ is the predicted global metric scaling factor, and for each view i , $R_i \in \mathbb{R}^{3 \times H \times W}$ are the predicted local ray directions, $\tilde{D}_i \in \mathbb{R}^{1 \times H \times W}$ are the ray depths in a up-to-scale space (indicated by the tilde), and $\tilde{P}_i \in \mathbb{R}^{4 \times 4}$ is the pose of image \hat{I}_i in the frame of image \hat{I}_1 , represented as quaternion Q_i and up-to-scale translation $\tilde{T}_i \in \mathbb{R}^3$. We can further use this factored output to get the up-to-scale local pointmaps (3D points corresponding to each pixel) as $\tilde{L}_i = R_i \cdot \tilde{D}_i \in \mathbb{R}^{3 \times H \times W}$. Then, leveraging the rotation matrix O_i (obtained from Q_i) and up-to-scale translation, we can compute the N -view up-to-scale pointmaps in world frame as $\tilde{X}_i = O_i \cdot \tilde{L}_i + \tilde{T}_i$. The final metric 3D reconstruction for the N input views (in the frame of image I_1) is given by $X_i^{\text{metric}} = m \cdot \tilde{X}_i$ for $i \in [1, N]$.

3.1. Encoding Images & Geometric Inputs

Given N visual inputs and optional dense geometric inputs, we first encode them into a common latent space. For images, we use DINOv2 (Apache 2.0) [42]. Among a wide variety of pre-trained options, such as CroCov2 [76], DUST3R’s image encoder [72], RADIO [14, 48], and random-init linear patchification, we find DINOv2 to be optimal in terms of downstream performance, convergence speed, and generalization (especially when fine-tuned with a small learning rate). We use the 24th layer normalized patch features from DINOv2 ViT-G, $F_1 \in \mathbb{R}^{1536 \times H/14 \times W/14}$.

MapAnything can also encode other geometric quantities. Before feeding these geometric quantities to our network, we factorize them to enable training and inference across both metric and up-to-scale quantities. To support use cases where only rotation or translation might be individually present (for e.g., IMU & GPS priors) and to deal with the entanglement of translation with scale, we encode rotation and translation separately. Furthermore, since we don’t assume depth & pose to always be provided together as input, we decouple their normalization (note that this is separate from the training objective where we normalize predicted depth & pose together since we want multi-view consistency).

In particular, when provided, the ray depths are first decoupled into average per-view depth $\hat{z}_{di} \in \mathbb{R}^+$ and normalized ray depths $\tilde{D}_i / \hat{z}_{di}$. Furthermore, when translations $\hat{\mathcal{T}}$ are provided, MapAnything computes the pose scale as the average distance to the world frame, $\hat{z}_p = \frac{1}{|S_t|} \sum_{i \in S_t} \|\hat{T}_i\|$. This pose scale is used as the same input for all frames

with input translation and is also used to get the normalized translations \tilde{T}_i / \hat{z}_p . Since we are interested in effectively exploiting the metric scale information from geometric inputs, MapAnything only uses the pose scale and depth scales when the poses and depths provided for specific frames are metric. Furthermore, the metric scale values can be large and drastically vary across scene sizes, hence, we log-transform scales before encoding them.

We encode ray directions and normalized ray depths using a shallow convolutional encoder [38], where the spatial resizing only happens once with a pixel unshuffle of size 14. This projects the dense geometric inputs into the same spatial and latent dimension as the DINOv2 features, i.e., $F_R, F_D \in \mathbb{R}^{1536 \times H/14 \times W/14}$. For the global non-pixel quantities, i.e., rotations (represented as unit quaternions), translation directions, depth and pose scales, we use a 4-layer MLP with GeLU activations to project the quantities to features $F_Q, F_T, F_{\hat{z}_d}, F_{\hat{z}_p} \in \mathbb{R}^{1536}$. Once all input quantities are encoded, they are passed through layer normalization, summed together, and followed by another layer normalization to obtain the final per-view encodings for each input view. These are then flattened into tokens $F_E \in \mathbb{R}^{1536 \times (HW/256)}$.

We append a single learnable scale token to the set of N view patch tokens and input the tokens into a multi-view transformer to allow information across multiple views to attend to each other and propagate. We use a 16-layer alternating-attention transformer [67] with 24 heads of multi-headed attention, a latent dimension of 1536 and an MLP ratio of 4, initialized using the last 16 layers of DINOv2 ViT-G [31, 41]. To distinguish the reference view (i.e., the first one), we add a constant reference view embedding to the set of patch tokens corresponding to view I_1 . For simplicity, we do not use Rotary Positional Embedding (RoPE) [55]. We find that the patch-level positional encoding from DINOv2 suffices, and RoPE leads to unnecessary biases, given that it was originally applied in every attention layer.

3.2. Factored Scene Representation Prediction

Once the multi-view transformer fuses information across different views and outputs the N -view patch tokens and scale token, MapAnything further decodes these tokens into factored quantities representing the metric 3D geometry. In particular, we use a DPT head [46] to decode the N -view patch tokens into N dense per-view outputs, i.e., ray directions R_i (normalized to unit length), up-to-scale ray depths \tilde{D}_i , masks M_i representing non-ambiguous classes for depth, and world-frame pointmap confidence maps C_i . Furthermore, we input the N -view patch tokens into an average pooling-based convolutional pose head [7] to predict the unit quaternions Q_i and up-to-scale translations \tilde{T}_i . Finally, the scale token is passed through a 2-layer MLP with ReLU activations to predict the metric scaling factor. Since the metric scale of a scene can vary vastly, we exponentially scale the

prediction to obtain the metric scaling factor m . As shown in Table 5a, we find that this decoupling of scale prediction is critical to achieving universal metric feed-forward inference. Finally, as mentioned earlier, these factored predictions can be used together to obtain the metric 3D reconstruction.

3.3. Training Universal Metric 3D Reconstruction

We train MapAnything end-to-end using multiple losses depending on the available supervision. Since ray directions R_i and pose quaternions Q_i do not depend on scene scale, their losses are: $\mathcal{L}_{\text{rays}} = \sum_{i=1}^N \|\hat{R}_i - R_i\|$ and $\mathcal{L}_{\text{rot}} = \sum_{i=1}^N \min(\|\hat{Q}_i - Q_i\|, \|\hat{Q}_i - Q_i\|)$. This accounts for the two-to-one mapping of unit quaternions, and the regression loss is similar to a geodesic angular distance.

For the predicted up-to-scale ray depths \hat{D}_i , pose translations \hat{T}_i , local pointmaps \hat{L}_i and world frame pointmaps \hat{X}_i , we follow DUST3R [72] and use the ground-truth validity masks V_i to compute the scaling factors for the ground truth $\hat{z} = \|(\hat{X}_i[V_i])_{i=1}^N\| / \sum_{i=1}^N V_i$ and the up-to-scale predictions $\tilde{z} = \|(\tilde{X}_i[V_i])_{i=1}^N\| / \sum_{i=1}^N V_i$. Likewise, to ensure that gradients from the scale loss do not influence the geometry, we use the predicted metric scaling factor m and detached up-to-scale norm scaling factor \tilde{z} to compute the metric norm scaling factor $z^{\text{metric}} = m \cdot \text{sg}(\tilde{z})$, where sg indicates stop-grad.

Given these scaling factors, we compute the scale-invariant translation loss as $\mathcal{L}_{\text{translation}} = \sum_{i=1}^N \|\hat{T}_i / \hat{z} - \tilde{T}_i / \tilde{z}\|$. We find that it is critical to apply losses in log-space for ray depths, pointmaps and the metric scale factor. Specifically, we use $f_{\log}: \mathbf{x} \rightarrow (\mathbf{x} / \|\mathbf{x}\|) \cdot \log(1 + \|\mathbf{x}\|)$. Thus, the loss for the ray depths is $\mathcal{L}_{\text{depth}} = \sum_{i=1}^N \|f_{\log}(\hat{D}_i / \hat{z}) - f_{\log}(\tilde{D}_i / \tilde{z})\|$. Likewise, the loss for the local pointmaps is $\mathcal{L}_{\text{lpm}} = \sum_{i=1}^N \|f_{\log}(\hat{L}_i / \hat{z}) - f_{\log}(\tilde{L}_i / \tilde{z})\|$. We exclude the top 5% of per-pixel loss values to ignore imperfections and potential outliers in the training data. Similar to DUST3R, we add $\mathcal{L}_{\text{pointmap}} = \sum_{i=1}^N (C_i \|f_{\log}(\hat{X}_i / \hat{z}) - f_{\log}(\tilde{X}_i / \tilde{z})\| - \alpha \log(C_i))$ as a confidence-weighted pointmap loss. Lastly, the factored metric scale loss is given by $\mathcal{L}_{\text{scale}} = \|f_{\log}(\hat{z}) - f_{\log}(z^{\text{metric}})\|$.

To capture fine details, we also employ a normal loss $\mathcal{L}_{\text{normal}}$ [70] on the local pointmaps, and a multi-scale gradient matching loss \mathcal{L}_{GM} [47, 79] on the log of the z -depth in the local pointmaps. Since the geometry from real datasets can be coarse and noisy, we apply the $\mathcal{L}_{\text{normal}}$ and \mathcal{L}_{GM} losses only to synthetic datasets. For the predicted non-ambiguous class masks, we use a binary cross entropy loss ($\mathcal{L}_{\text{mask}}$).

Overall, we use the following total loss:

$$\mathcal{L} = 10 \cdot \mathcal{L}_{\text{pointmap}} + \mathcal{L}_{\text{rays}} + \mathcal{L}_{\text{rot}} + \mathcal{L}_{\text{translation}} + \mathcal{L}_{\text{depth}} + \mathcal{L}_{\text{lpm}} + \mathcal{L}_{\text{scale}} + \mathcal{L}_{\text{normal}} + \mathcal{L}_{\text{GM}} + 0.1 \cdot \mathcal{L}_{\text{mask}} \quad (2)$$

For the factored predictions, we find that up-weighting the global pointmap loss and down-weighting the mask loss is beneficial. For all the regression losses, we use an adaptive robust loss [4] (with parameters $c = 0.05$ and $\alpha = 0.5$) to help with robustness to outliers.

Training for Image & Geometric Inputs: To enable one-shot training of a universal model that supports various input configurations, we provide additional geometric inputs to the model with varying selection probabilities during training. Specifically, we use an overall geometric input probability of 0.9, where each individual factorization, i.e., ray directions, ray depth, and pose, has an input probability of 0.5 each. Whenever depth is selected as input, there is an equal probability of providing dense depth or 90% randomly sparsified depth. For robustness and flexibility in terms of which views have geometric information available as input, we use a per-view input probability of 0.95 and do not provide metric scale factors as input for metric-scale ground-truth datasets with a probability of 0.05. We provide further details regarding the training setup in the supplement.

Datasets: We train MapAnything on 13 high-quality datasets (see Table 1) with diversity across indoor, outdoor, and in-the-wild scenes. For ScanNet++ v2 and TartanAirV2-WB, we split the scenes into a training, validation, and a held-out test set, while other datasets are split into training and validation. While MPD is originally a monocular metric depth dataset, we acquire the pose and camera information to enable a real-world multi-view metric scale dataset with $\sim 72\text{K}$ scenes. We open-sourced this MPD metadata to enable future research. We release two pretrained models: one licensed under Apache 2.0 trained on six datasets, and one licensed under CC BY-NC 4.0 trained on an additional seven datasets (see Table 1). We provide comparisons between both variants in the supplementary.

Multi-View Sampling: For each dataset, we exhaustively precompute the pairwise covisibility of all images in a scene using a reprojection error check based on ground-truth depth and pose. During training, we use this precomputed covisibility with a selected covisibility threshold of 25% to perform

Table 1. Datasets used for training and testing MapAnything.

Dataset	License	# Scenes	Metric
BlendedMVS [80]	CC BY 4.0	493	✗
Mapillary Planet-Scale Depth [36]	CC BY-NC-SA ¹	71,428	✓
ScanNet++ v2 [81]	Non-commercial ¹	926	✓
Spring [37]	CC BY 4.0	37	✓
TartanAirV2-WB [73, 86]	CC BY 4.0	49	✓
UnrealStereo4K [59]	MIT	9	✓
Additionally used for our CC BY-NC model:			
Aria Synthetic Environments [2]	Non-commercial	103,890	✓
DL3DV-10K [32]	CC BY-NC 4.0	10,109	✗
Dynamic Replica [25]	Non-commercial	523	✓
MegaDepth [30]	CC BY 4.0 ²	269	✗
MVS-Synth [21]	Non-commercial	120	✓
ParallelDomain-4D [62]	Non-commercial	1,528	✓
SAIL-VOS 3D [20]	Non-commercial	171	✓
Unique held-out scenes for dense up-to-N-view benchmarking:			
ETH3D [54]	CC BY-NC-SA 4.0	13	✓
ScanNet++ v2 [81]	Non-commercial ¹	30	✓
TartanAirV2-WB [73, 86]	CC BY 4.0	5	✓

¹ We obtained approval from the dataset owners that allows training and model release under a permissive license. ² Crowd-sourced images with varying licenses.




Figure 3. **Qualitative comparison of MapAnything to VGGT [67] using only in-the-wild images as input.** For a fair comparison, we apply the same normal-based edge mask post-processing and our sky mask to both methods. MapAnything more effectively deals with large disparity changes, seasonal shifts, textureless surfaces, water bodies and large scenes.

random walk sampling. This enables us to sample random single-connected component graphs of covisible views that have varying coverage and mutual information.

4. Benchmarking & Results

In this section, we benchmark MapAnything across a wide suite of 3D vision tasks. For each task, we compare against expert baselines specifically designed or trained for the task. We perform all experiments with a constant seed.

Multi-View Dense Reconstruction: We benchmark the performance of pointmaps, pose, depth & ray direction estimation on an undistorted version of ETH3D [54], ScanNet++ v2 [81], and TartanAirV2-WB [73, 86], where, for each test scene, we randomly sample up to N views that form a single connected component graph based on the pre-computed pairwise covisibility of all images in the scene (this prevents disjoint sets of images as input). Figure 4 shows that MapAnything provides state-of-the-art dense multi-view reconstruction performance over other baselines using only image input, including VGGT [67]. Beyond the performance using only images as input, we show that MapAnything can leverage additional auxiliary geometric inputs for feed-forward inference to further increase reconstruction performance by a significant factor. Furthermore, we find that MapAnything is better than the bundle adjustment (BA) variant of the two-view baseline, Pow3R [23], which is also designed to leverage scene priors. We also find that reconstruction out-

puts from MapAnything (using only images as input) display high fidelity, as shown in Figure 3.

Two-View Dense Reconstruction: We benchmark sparse-view reconstruction and image-matching performance against state-of-the-art feed-forward baselines in Table 2. MapAnything achieves state-of-the-art performance using only images as input. With additional input modalities, MapAnything significantly outperforms both image-only baselines and Pow3R [23], the only other two-view feed-forward method that uses scene or camera priors.

Single-View Calibration: We benchmark the single-view calibration performance of MapAnything and other expert calibration baselines on randomly sampled frames from the test scenes of undistorted ETH3D [54], ScanNet++ v2 [81], and TartanAirV2 [73]. To test non-centered principal points, we randomly crop frames with aspect ratios from 3:1 to 1:2. Despite not being trained specifically on single images, Table 3 shows that MapAnything achieves state-of-the-art performance for perspective calibration. This demonstrates MapAnything’s effectiveness in modeling generic central camera systems and its potential to generalize to wide-angle models like fisheye with appropriate training.

Monocular & Multi-View Depth Estimation: In Table 4, we benchmark MapAnything against specialized models for single-view and multi-view depth estimation across various inputs. In the RMVD benchmark, note that we don’t use ETH3D due to the distortion issue mentioned in MVSA [22]

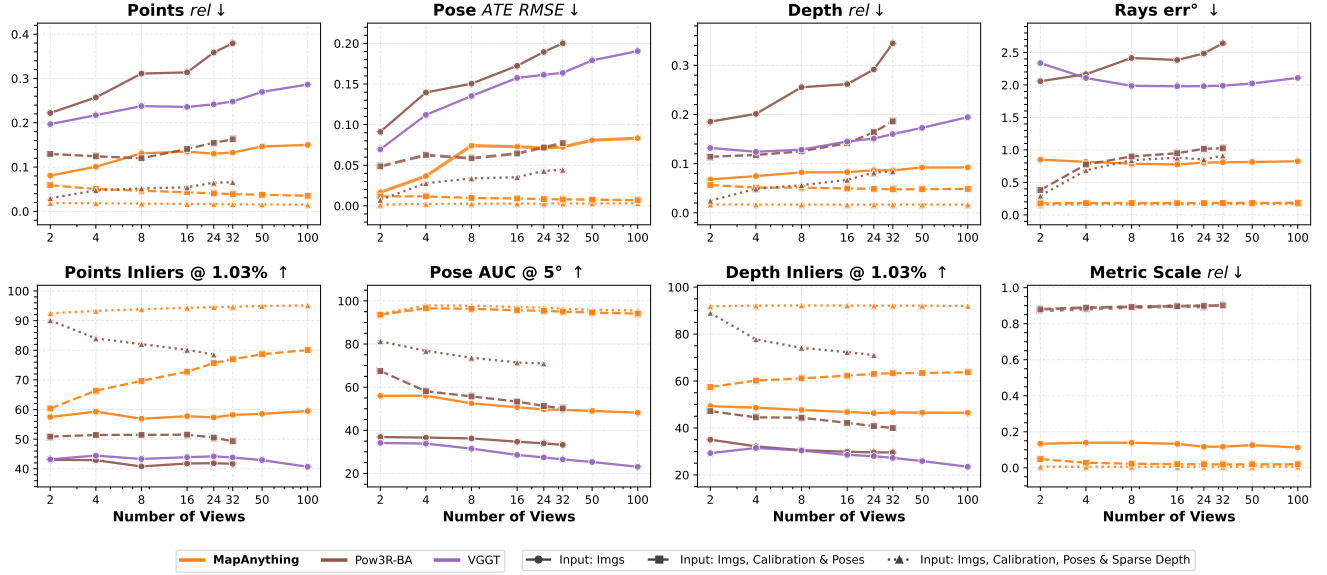


Figure 4. **MapAnything** shows state-of-the-art dense multi-view reconstruction for input views ranging from 2 to 100 and under different input configurations. We report the absolute relative error (rel), the inlier ratio at a relative threshold of 1.03% (τ), the average aligned trajectory error ($ATE RMSE$), the area under the curve at an error threshold of 5° ($AUC@5$), and the average angular error (err) in degrees ($^\circ$), averaged over ETH3D, ScanNet++ v2 & TAv2. We do not report performance for baselines when the inference runs out of GPU memory. We provide results for individual datasets & the exhaustive input configurations of MapAnything in the supplement.

Table 2. **MapAnything** showcases state-of-the-art two-view reconstruction under different input configurations. We report the absolute relative error (rel), the inlier ratio at a relative threshold of 1.03% (τ), the average aligned trajectory error (ATE), the area under the curve at an error threshold of 5° (AUC), and the average angular error (err) in degrees ($^\circ$). Best results are indicated in **bold**.

Average across ETH3D, SN++v2 & TAV2								
Methods	Scale	Points		Pose		Depth		Rays
	rel ↓	rel ↓	τ ↑	ATE ↓	AUC ↑	rel ↓	τ ↑	err° ↓
a) Input: Images								
DUST3R [72]	—	0.21	43.9	0.08	35.5	0.17	32.6	2.55
MASt3R [29]	0.38	0.25	30.2	0.07	37.3	0.19	24.8	7.03
Pow3R [23]	—	0.22	43.1	0.09	36.9	0.19	35.0	2.06
VGGT [67]	—	0.20	43.2	0.07	34.2	0.13	29.3	2.34
MapAnything	0.13	0.08	57.5	0.02	56.0	0.07	49.3	0.85
b) Input: Images & Intrinsics								
Pow3R [23]	—	0.20	46.0	0.08	51.3	0.15	43.2	0.40
MapAnything	0.13	0.07	59.3	0.01	64.7	0.06	55.1	0.19
c) Input: Images, Intrinsics & Poses								
Pow3R [23]	—	0.13	50.9	0.05	67.5	0.11	47.2	0.38
MapAnything	0.05	0.06	60.4	0.01	93.6	0.06	57.5	0.18
d) Input: Images, Intrinsics & Depth								
Pow3R [23]	—	0.13	77.9	0.04	66.5	0.07	77.3	0.29
MapAnything	0.02	0.04	77.8	0.01	73.1	0.03	76.6	0.18
e) Input: Images, Intrinsics, Poses & Depth								
Pow3R [23]	—	0.03	90.1	0.01	81.3	0.02	89.0	0.29
MapAnything	0.01	0.02	82.0	0.00	94.8	0.02	81.5	0.16

and DTU & Tanks and Temples since they are not metric. Although not trained specifically for single-view metric depth, MapAnything achieves state-of-the-art or comparable performance. For multi-view metric depth estimation using

Table 3. **MapAnything** shows state-of-the-art single-image calibration. Note that MapAnything has not been trained specifically for single-image inputs. We report the average angular error (err) in degrees ($^\circ$). Best results are indicated in **bold**.

Methods	Avg.	ETH3D	SN++v2	TAV2
VGGT [67]	4.00	2.83	5.21	3.95
MoGe-2 [71]	1.95	1.89	1.56	2.40
AnyCalib [58]	2.01	1.52	2.41	2.10
MapAnything	1.06	1.33	0.39	1.47

images only, MapAnything outperforms MASt3R-BA [29] & MUST3R [6]. With auxiliary inputs like camera calibration and poses, MapAnything’s performance improves and it delivers competitive results compared to task-specific specialized models. In comparison to baselines such as MoGe-2 [71] and MVSA [22], we find the metric scale estimation on ScanNet to be sub-optimal and believe this is likely due to lower benchmark dataset quality [22, 70]. As indicated in Table 4, we observe strong depth estimation performance on ScanNet when using median scale alignment.

Insights into enabling MapAnything: As shown in Table 5a, the factored representation of the scene as a multi-view set of rays, depth & pose (RDP) along with the metric scale is a key enabler for strong reconstruction performance while using images and optionally additional geometric inputs. In Table 5b, we find that our input probability-based training is efficient in training one universal model for various tasks and input configurations, where the performance of the universally trained model is equivalent to various

Table 4. **MapAnything** shows versatile metric depth estimation under different input configurations on the **Robust-MVD Benchmark [51]**. Note that MapAnything has not been trained for single-image inputs. We report the absolute relative error (rel) and the inlier ratio at a relative threshold of 1.03% (τ). The best result for each group is in **bold**; gray text indicates results where the evaluation dataset is in the training distribution [22].

Approach	K	Poses	KITTI		ScanNet		
			rel ↓	τ ↑	rel ↓	τ ↑	
a) Single-View Metric							
MoGe-2 [71]	X	X	14.21	6.8	10.57	19.8	
MapAnything	X	X	9.69	17.9	27.77	2.9	
Depth Pro [5]	✓	X	13.60	14.3	9.20	19.7	
UniDepthV2 [45]	✓	X	13.70	4.8	3.20	61.3	
Metric3DV2 [18]	✓	X	8.70	13.2	6.20	19.3	
MapAnything	✓	X	8.48	27.7	31.12	3.0	
b) Multi-View Metric							
MAST3R [29]	X	X	61.40	0.4	12.80	19.4	
MUST3R [6]	X	X	19.76	7.3	7.66	35.7	
MapAnything	X	X	5.45	45.7	22.23	10.6	
MapAnything	✓	X	8.45	27.5	24.94	8.2	
Fast-MVSNet [82]	✓	✓	12.10	37.4	287.10	9.4	
Robust MVDB [51]	✓	✓	7.10	41.9	7.40	38.4	
MAST3R Tri. [22]	✓	✓	3.40	66.6	4.50	63.0	
MVSA [22]	✓	✓	3.20	68.8	3.70	62.9	
MapAnything	✓	✓	4.63	51.6	5.58	48.1	
c) Single-View w/ Alignment							
MoGe [70]	X	X	5.12	46.2	3.59	65.3	
MoGe-2 [71]	X	X	4.82	47.9	3.77	63.1	
VGGT [67]	X	X	7.50	33.0	3.33	70.8	
π^3 [74]	X	X	6.00	40.1	2.90	73.9	
MapAnything	X	X	6.12	42.2	4.95	55.6	
Depth Pro [5]	✓	X	6.10	39.6	4.30	58.4	
DAV2 [79]	✓	X	6.60	38.6	4.00	58.6	
Metric3DV2 [18]	✓	X	5.10	44.1	2.40	78.3	
UniDepthV2 [45]	✓	X	4.00	55.3	2.10	82.6	
MapAnything	✓	X	6.15	41.6	4.77	57.1	
d) Multi-View w/ Alignment							
MAST3R [29]	X	X	3.30	67.7	4.30	64.0	
MUST3R [6]	X	X	4.47	56.7	3.22	69.2	
VGGT [67]	X	X	4.60	53.0	2.34	80.6	
π^3 [74]	X	X	3.09	69.5	1.98	83.6	
MapAnything	X	X	4.04	60.3	3.47	67.0	
DeMoN [61]	✓	X	15.50	15.2	12.00	21.0	
DeepV2D KITTI [57]	✓	X	3.10	74.9	23.70	11.1	
DeepV2D ScanNet [57]	✓	X	10.00	36.2	4.40	54.8	
MapAnything	✓	X	3.97	61.2	3.34	68.5	

bespoke models trained for specific input configurations.

5. Limitations

While MapAnything makes significant strides towards a universal multi-modal backbone for in-the-wild metric-scale 3D reconstruction, several limitations and future directions remain: (a) MapAnything does not explicitly account for noise or uncertainty in geometric inputs. (b) Although this is not currently supported, the architecture can be easily extended to handle tasks where images are not available for all input views. For example, in novel view synthesis, the target views for rendering will only have cameras available as input. (c) While the design of MapAnything supports it-

Table 5. **Ablations providing insight into the key design choices.** We report the absolute relative error (rel) and the inlier ratio at a relative threshold of 1.03% (τ) at 50 views, averaged over ETH3D, ScanNet++ v2 & TAv2. Best results are **bold**. **Insights:** (a) The factored representation of rays, depth & pose (RDP) along with metric scale is key to achieving strong reconstruction performance under different input configurations. (b) MapAnything trained universally for 12+ tasks in one go with equivalent compute to two bespoke models is superior in terms of performance to three bespoke models trained for distinct input configurations. This indicates that the multi-task training of MapAnything is highly efficient.

(a) Scene Representation				(b) Expert vs Universal Training			
Methods	Metric Scale	Pointmaps		Methods	Metric Scale	Pointmaps	
	rel ↓	rel ↓	τ ↑		rel ↓	rel ↓	τ ↑
Input: Images Only				Input: Images Only			
Local PM + Pose	0.14	0.32	33.2	Expert Training	0.16	0.29	31.8
RDP	0.17	0.33	32.6	Universal Training	0.16	0.28	40.7
LPMP & Scale	0.16	0.30	38.7	Input: Images, Intrinsic & Metric Poses			
RDP & Scale (ours)	0.16	0.28	40.7	Expert Training	0.03	0.07	56.2
Input: Images, Intrinsic & Metric Poses				Universal Training	0.05	0.07	57.8
Local PM + Pose	0.04	0.08	53.5	Input: Images & Metric Depth			
RDP	0.06	0.09	46.7	Expert Training	0.06	0.24	53.0
LPMP & Scale	0.06	0.07	55.9	Universal Training	0.06	0.25	54.0
RDP & Scale (ours)	0.05	0.07	57.8				

erative inference, it remains to be explored how effective scaling of test-time compute would be for 3D reconstruction (this ties into effectively handling noise in the inputs). (d) Multi-modal features are currently fused before being input; exploring more efficient ways to directly input different modalities to the transformer could be interesting.

Beyond multi-task capabilities, scalability is currently limited by the one-to-one mapping between input pixels and the output scene representation. We believe that significant work remains in effectively representing scenes in memory and decoding them as required, especially for large scenes. Our current scene parameterization does not capture dynamic motion or scene flow [26], which are promising areas.

6. Conclusion

MapAnything is the first universal transformer-based backbone that directly regresses metric 3D geometry and camera poses from flexible inputs – including images, camera intrinsics, poses, depth maps, or partial reconstructions – in a single pass. By using a factored representation of multi-view geometry (depth maps, ray maps, poses, and a global scale factor), MapAnything unifies local estimates into a global metric frame. MapAnything handles multiple tasks like uncalibrated structure-from-motion, calibrated multi-view stereo, monocular depth estimation, camera localization, depth completion, and more without task-specific tuning. Extensive experiments show that it surpasses or matches specialist models while enabling efficient joint training. Future extensions to dynamic scenes, uncertainty quantification, and scene understanding promise to further generalize MapAnything’s capabilities and robustness, paving the way toward a truly universal 3D reconstruction backbone.

References

- [1] Omar Alama, Avigyan Bhattacharya, Haoyang He, Seungchan Kim, Yuheng Qiu, Wenshan Wang, Cherie Ho, Nikhil Keetha, and Sebastian Scherer. RayFronts: Open-set semantic ray frontiers for online scene understanding and exploration. In *IROS*, 2025. 2
- [2] Armen Avetisyan, Christopher Xie, Henry Howard-Jenkins, Tsun-Yi Yang, Samir Aroudj, Suvam Patra, Fuyang Zhang, Duncan Frost, Luke Holland, Campbell Orme, Jakob Engel, Edward Miller, Richard Newcombe, and Vasileios Balntas. SceneScript: Reconstructing scenes with an autoregressive structured language model. In *ECCV*, 2024. 5
- [3] Roman Bachmann, David Mizrahi, Andrei Atanov, and Amir Zamir. MultiMAE: Multi-modal multi-task masked autoencoders. In *ECCV*, 2022. 3
- [4] Jonathan T. Barron. A general and adaptive robust loss function. In *CVPR*, 2019. 5
- [5] Aleksei Bochkovskii, Amaël Delaunoy, Hugo Germain, Marcel Santos, Yichao Zhou, Stephan R. Richter, and Vladlen Koltun. Depth pro: Sharp monocular metric depth in less than a second. In *ICLR*, 2025. 8
- [6] Johann Cabon, Lucas Stöfl, Leonid Antsfeld, Gabriela Csurka, Boris Chidlovskii, Jerome Revaud, and Vincent Leroy. MUST3R: Multi-view network for stereo 3D reconstruction. In *CVPR*, 2025. 2, 7, 8
- [7] Shuai Chen, Tommaso Cavallari, Victor Adrian Prisacariu, and Eric Brachmann. Map-relative pose regression for visual re-localization. In *CVPR*, 2024. 4
- [8] Siyan Dong, Shuzhe Wang, Shaohui Liu, Lulu Cai, Qingnan Fan, Juho Kannala, and Yanchao Yang. Reloc3r: Large-scale training of relative camera pose regression for generalizable, fast, and accurate visual localization. In *CVPR*, 2025. 1, 2
- [9] Bardienus P. Duisterhof, Jan Oberst, Bowen Wen, Stan Birchfield, Deva Ramanan, and Jeffrey Ichnowski. RaySt3R: Predicting novel depth maps for zero-shot object completion. In *NeurIPS*, 2025. 3
- [10] Bardienus Pieter Duisterhof, Lojze Zust, Philippe Weinzaepfel, Vincent Leroy, Johann Cabon, and Jerome Revaud. MAST3R-SfM: a fully-integrated solution for unconstrained structure-from-motion. In *3DV*, 2025. 2
- [11] Sven Elfle, Qunjie Zhou, Sérgio Agostinho, and Laura Leal-Taixé. Light3R-SfM: Towards feed-forward structure-from-motion. In *CVPR*, 2025. 2
- [12] Michael D. Grossberg and Shree K. Nayar. A general imaging model and a method for finding its parameters. In *ICCV*, 2001. 4
- [13] Richard Hartley, Jochen Trumpf, Yuchao Dai, and Hongdong Li. Rotation averaging. *Int. J. Comput. Vis.*, 103(3):267–305, 2013. 1
- [14] Greg Heinrich, Mike Ranzinger, Hongxu, Yao Lu, Jan Kautz, Andrew Tao, Bryan Catanzaro, and Pavlo Molchanov. RADIOv2.5: Improved baselines for agglomerative vision foundation models. In *CVPR*, 2025. 4
- [15] Cherie Ho, Jiaye Zou, Omar Alama, Sai M Kumar, Benjamin Chiang, Taneesh Gupta, Chen Wang, Nikhil Keetha, Katia Sycara, and Sebastian Scherer. Map it anywhere: Empowering bev map prediction using large-scale public datasets. In *NeurIPS*, 2024. 2
- [16] Derek Hoiem, Alexei A Efros, and Martial Hebert. Geometric context from a single image. In *ICCV*, 2005. 1
- [17] Berthold KP Horn. Obtaining shape from shading information. In *Shape from shading*, pages 123–171. MIT Press, 1989. 1
- [18] Mu Hu, Wei Yin, Chi Zhang, Zhipeng Cai, Xiaoxiao Long, Hao Chen, Kaixuan Wang, Gang Yu, Chunhua Shen, and Shaojie Shen. Metric3D v2: A versatile monocular geometric foundation model for zero-shot metric depth and surface normal estimation. *IEEE Trans. Pattern Anal. Mach. Intell.*, 46(12):10579–10596, 2024. 8
- [19] Yafei Hu, Quanting Xie, Vidhi Jain, Jonathan Francis, Jay Patrikar, Nikhil Keetha, Seungchan Kim, Yaqi Xie, Tianyi Zhang, Hao-Shu Fang, Shibo Zhao, Shayegan Omidshafiei, Dong-Ki Kim, Ali akbar Agha-mohammadi, Katia Sycara, Matthew Johnson-Roberson, Dhruv Batra, Xiaolong Wang, Sebastian Scherer, Chen Wang, Zsolt Kira, Fei Xia, and Yonatan Bisk. Toward general-purpose robots via foundation models: A survey and meta-analysis. [arXiv:2312.08782](https://arxiv.org/abs/2312.08782), 2023. 2
- [20] Yuan-Ting Hu, Jiahong Wang, Raymond A. Yeh, and Alexander G. Schwing. SAIL-VOS 3D: A synthetic dataset and baselines for object detection and 3D mesh reconstruction from video data. In *CVPR*, 2021. 5
- [21] Po-Han Huang, Kevin Matzen, Johannes Kopf, Narendra Ahuja, and Jia-Bin Huang. DeepMVS: Learning multi-view stereopsis. In *CVPR*, 2018. 5
- [22] Sergio Izquierdo, Mohamed Sayed, Michael Firman, Guillermo Garcia-Hernando, Daniyar Turmukhambetov, Javier Civera, Oisín Mac Aodha, Gabriel Brostow, and Jamie Watson. MVSAanywhere: Zero-shot multi-view stereo. In *CVPR*, 2025. 1, 6, 7, 8
- [23] Wonbong Jang, Philippe Weinzaepfel, Vincent Leroy, Lourdes Agapito, and Jerome Revaud. Pow3R: Empowering unconstrained 3D reconstruction with camera and scene priors. In *CVPR*, 2025. 3, 6, 7
- [24] Haian Jin, Hanwen Jiang, Hao Tan, Kai Zhang, Sai Bi, Tianyuan Zhang, Fujun Luan, Noah Snavely, and Zexiang Xu. LVSM: A large view synthesis model with minimal 3D inductive bias. In *ICLR*, 2025. 3
- [25] Nikita Karaev, Ignacio Rocco, Benjamin Graham, Natalia Neverova, Andrea Vedaldi, and Christian Rupprecht. DynamicStereo: Consistent dynamic depth from stereo videos. In *CVPR*, 2023. 5
- [26] Jay Karhade, Nikhil Keetha, Yuchen Zhang, Tanisha Gupta, Akash Sharma, Sebastian Scherer, and Deva Ramanan. Any4D: Unified feed-forward metric 4d reconstruction. [arXiv preprint arXiv:2512.10935](https://arxiv.org/abs/2512.10935), 2025. 8
- [27] Nikhil Keetha, Jay Karhade, Krishna Murthy Jatavallabhula, Gengshan Yang, Sebastian Scherer, Deva Ramanan, and Jonathon Luiten. SplatAM: Splat, track & map 3D Gaussians for dense RGB-D SLAM. In *CVPR*, 2024. 2
- [28] Diederik P. Kingma and Jimmy Ba. Adam: A method for stochastic optimization. In *ICLR*, 2015. 1
- [29] Vincent Leroy, Johann Cabon, and Jérôme Revaud. Grounding image matching in 3D with MAST3R. In *ECCV*, 2024. 1, 2, 7, 8

- [30] Zhengqi Li and Noah Snavely. MegaDepth: Learning single-view depth prediction from internet photos. In *CVPR*, 2018. 5
- [31] Haotong Lin, Sili Chen, Junhao Liew, Donny Y Chen, Zhenyu Li, Guang Shi, Jiashi Feng, and Bingyi Kang. Depth anything 3: Recovering the visual space from any views. *arXiv preprint arXiv:2511.10647*, 2025. 4
- [32] Lu Ling, Yichen Sheng, Zhi Tu, Wentian Zhao, Cheng Xin, Kun Wan, Lantao Yu, Qianyu Guo, Zixun Yu, Yawen Lu, Xuanmao Li, Xingpeng Sun, Rohan Ashok, Aniruddha Mukherjee, Hao Kang, Xiangrui Kong, Gang Hua, Tianyi Zhang, Bedrich Benes, and Aniket Bera. DL3DV-10K: A large-scale scene dataset for deep learning-based 3D vision. In *CVPR*, 2024. 5
- [33] David G. Lowe. Distinctive image features from scale-invariant keypoints. *Int. J. Comput. Vis.*, 60(2):91–110, 2004. 1
- [34] Jiahao Lu, Tianyu Huang, Peng Li, Zhiyang Dou, Cheng Lin, Zhiming Cui, Zhen Dong, Sai-Kit Yeung, Wenping Wang, and Yuan Liu. Align3R: Aligned monocular depth estimation for dynamic videos. In *CVPR*, 2025. 3
- [35] Yuanxun Lu, Jingyang Zhang, Tian Fang, Jean-Daniel Nahmias, Yanghai Tsin, Long Quan, Xun Cao, Yao Yao, and Shiwei Li. Matrix3D: Large photogrammetry model all-in-one. In *CVPR*, 2025. 3
- [36] Manuel López Antequera, Pau Gargallo, Markus Hofinger, Samuel Rota Bulò, Yubin Kuang, and Peter Kotschieder. Mapillary planet-scale depth dataset. In *ECCV*, 2020. 5
- [37] Lukas Mehl, Jenny Schmalfuss, Azin Jahedi, Yaroslava Naliwayko, and Andrés Bruhn. Spring: A high-resolution high-detail dataset and benchmark for scene flow, optical flow and stereo. In *CVPR*, 2023. 5
- [38] Chong Mou, Xintao Wang, Liangbin Xie, Yanze Wu, Jian Zhang, Zhongang Qi, Ying Shan, and Xiaohu Qie. T2I-adapter: Learning adapters to dig out more controllable ability for text-to-image diffusion models. In *AAAI*, 2024. 3, 4
- [39] Riku Murai, Eric Dexheimer, and Andrew J. Davison. MAST3R-SLAM: Real-time dense SLAM with 3D reconstruction priors. In *CVPR*, 2025. 2
- [40] David Nistér. An efficient solution to the five-point relative pose problem. *IEEE Trans. Pattern Anal. Mach. Intell.*, 26(06):756–777, 2004. 1
- [41] Maxime Oquab, Timothée Darcet, Théo Moutakanni, Huy Vo, Marc Szafraniec, Vasil Khalidov, Pierre Fernandez, Daniel Haziza, Francisco Massa, Alaaeldin El-Nouby, et al. DINOv2: Learning robust visual features without supervision. *Transactions on Machine Learning Research*, 2024. 4
- [42] Maxime Oquab, Timothée Darcet, Théo Moutakanni, Huy V. Vo, Marc Szafraniec, Vasil Khalidov, Pierre Fernandez, Daniel Haziza, Francisco Massa, Alaaeldin El-Nouby, Mido Assran, Nicolas Ballas, Wojciech Galuba, Russell Howes, Po-Yao Huang, Shang-Wen Li, Ishan Misra, Michael Rabbat, Vasu Sharma, Gabriel Synnaeve, Hu Xu, Herve Jegou, Julien Mairal, Patrick Labatut, Armand Joulin, and Piotr Bojanowski. DINOv2: Learning robust visual features without supervision. *Transactions on Machine Learning Research*, 2024. 4, 1
- [43] Linfei Pan, Dániel Baráth, Marc Pollefeys, and Johannes Lutz Schönberger. Global structure-from-motion revisited. In *ECCV*, 2024. 1
- [44] Zador Pataki, Paul-Edouard Sarlin, Johannes L. Schönberger, and Marc Pollefeys. MP-SfM: Monocular surface priors for robust structure-from-motion. In *CVPR*, 2025. 2
- [45] Luigi Piccinelli, Christos Sakaridis, Yung-Hsu Yang, Mattia Segu, Siyuan Li, Wim Abbeels, and Luc Van Gool. UniDepthV2: Universal monocular metric depth estimation made simpler. *IEEE Trans. Pattern Anal. Mach. Intell.*, 2026. 8
- [46] René Ranftl, Alexey Bochkovskiy, and Vladlen Koltun. Vision transformers for dense prediction. In *ICCV*, 2021. 4, 2
- [47] René Ranftl, Katrin Lasinger, David Hafner, Konrad Schindler, and Vladlen Koltun. Towards robust monocular depth estimation: Mixing datasets for zero-shot cross-dataset transfer. *IEEE Trans. Pattern Anal. Mach. Intell.*, 44(3):1623–1637, 2022. 5
- [48] Mike Ranzinger, Greg Heinrich, Jan Kautz, and Pavlo Molchanov. AM-RADIO: Agglomerative vision foundation model – reduce all domains into one. In *CVPR*, 2024. 4
- [49] Paul-Edouard Sarlin, Daniel DeTone, Tomasz Malisiewicz, and Andrew Rabinovich. SuperGlue: Learning feature matching with graph neural networks. In *CVPR*, 2020. 1
- [50] Torsten Sattler, Bastian Leibe, and Leif Kobbelt. Fast image-based localization using direct 2D-to-3D matching. In *ICCV*, 2011. 1
- [51] Philipp Schröppel, Jan Bechtold, Artemij Amiranashvili, and Thomas Brox. A benchmark and a baseline for robust multi-view depth estimation. In *3DV*, 2022. 8
- [52] Johannes L. Schönberger and Jan-Michael Frahm. Structure-from-motion revisited. In *CVPR*, 2016. 1
- [53] Johannes L. Schönberger, Enliang Zheng, Jan-Michael Frahm, and Marc Pollefeys. Pixelwise view selection for unstructured multi-view stereo. In *ECCV*, 2016. 1
- [54] Thomas Schöps, Johannes L. Schönberger, Silvano Galliani, Torsten Sattler, Konrad Schindler, Marc Pollefeys, and Andreas Geiger. A multi-view stereo benchmark with high-resolution images and multi-camera videos. In *CVPR*, 2017. 5, 6
- [55] Jianlin Su, Yu Lu, Shengfeng Pan, Ahmed Murtadha, Bo Wen, and Yunfeng Liu. RoFormer: Enhanced transformer with rotary position embedding. *Neurocomputing*, 568(C), 2024. 4
- [56] Zhenggang Tang, Yuchen Fan, Dilin Wang, Hongyu Xu, Rakesh Ranjan, Alexander Schwing, and Zhicheng Yan. MV-DUST3R+: Single-stage scene reconstruction from sparse views in 2 seconds. In *CVPR*, 2025. 2
- [57] Zachary Teed and Jia Deng. DeepV2D: Video to depth with differentiable structure from motion. In *ICLR*, 2020. 2, 8
- [58] Javier Tirado-Garín and Javier Civera. AnyCalib: On-manifold learning for model-agnostic single-view camera calibration. In *ICCV*, 2025. 7
- [59] Fabio Tosi, Yiyi Liao, Carolin Schmitt, and Andreas Geiger. SMD-nets: Stereo mixture density networks. In *CVPR*, pages 8942–8952, 2021. 5

- [60] Bill Triggs, Philip F. McLauchlan, Richard I. Hartley, and Andrew Fitzgibbon. Bundle adjustment – a modern synthesis. In *ICCV*, pages 298–372, 2000. 1
- [61] Benjamin Ummenhofer, Huizhong Zhou, Jonas Uhrig, Nikolaus Mayer, Eddy Ilg, Alexey Dosovitskiy, and Thomas Brox. DeMoN: Depth and motion network for learning monocular stereo. In *CVPR*, 2017. 2, 8
- [62] Basile Van Hoorick, Rundi Wu, Ege Ozguroglu, Kyle Sargent, Ruoshi Liu, Pavel Tokmakov, Achal Dave, Changxi Zheng, and Carl Vondrick. Generative camera dolly: Extreme monocular dynamic novel view synthesis. In *ECCV*, 2024. 5
- [63] Igor Vasiljevic, Vitor Guizilini, Rares Ambrus, Sudeep Pillai, Wolfram Burgard, Greg Shakhnarovich, and Adrien Gaidon. Neural ray surfaces for self-supervised learning of depth and ego-motion. In *3DV*, 2020. 4
- [64] Alexander Veicht, Paul-Edouard Sarlin, Philipp Lindenberger, and Marc Pollefeys. GeoCalib: Single-image calibration with geometric optimization. In *ECCV*, 2024. 1
- [65] Hengyi Wang and Lourdes Agapito. 3D reconstruction with spatial memory. In *3DV*, 2025. 2
- [66] Jianyuan Wang, Nikita Karaev, Christian Rupprecht, and David Novotny. Visual geometry grounded deep structure from motion. In *CVPR*, 2024. 2
- [67] Jianyuan Wang, Minghao Chen, Nikita Karaev, Andrea Vedaldi, Christian Rupprecht, and David Novotny. VGGT: Visual geometry grounded transformer. In *CVPR*, 2025. 2, 4, 6, 7, 8, 1
- [68] Peng Wang, Hao Tan, Sai Bi, Yinghao Xu, Fujun Luan, Kalyan Sunkavalli, Wenping Wang, Zexiang Xu, and Kai Zhang. PF-LRM: Pose-free large reconstruction model for joint pose and shape prediction. In *ICLR*, 2024. 1, 2
- [69] Qianqian Wang, Yifei Zhang, Aleksander Holynski, Alexei A. Efros, and Angjoo Kanazawa. Continuous 3D perception model with persistent state. In *CVPR*, 2025. 2
- [70] Ruicheng Wang, Sicheng Xu, Cassie Dai, Jianfeng Xiang, Yu Deng, Xin Tong, and Jiaolong Yang. MoGe: Unlocking accurate monocular geometry estimation for open-domain images with optimal training supervision. In *CVPR*, 2025. 5, 7, 8
- [71] Ruicheng Wang, Sicheng Xu, Yue Dong, Yu Deng, Jianfeng Xiang, Zelong Lv, Guangzhong Sun, Xin Tong, and Jiaolong Yang. MoGe-2: Accurate monocular geometry with metric scale and sharp details. In *NeurIPS*, 2025. 7, 8
- [72] Shuzhe Wang, Vincent Leroy, Yohann Cabon, Boris Chidlovskii, and Jerome Revaud. DUST3R: Geometric 3D vision made easy. In *CVPR*, 2024. 1, 2, 4, 5, 7
- [73] Wenshan Wang, DeLong Zhu, Xiangwei Wang, Yaoyu Hu, Yuheng Qiu, Chen Wang, Yafei Hu, Ashish Kapoor, and Sebastian Scherer. TartanAir: A dataset to push the limits of visual SLAM. In *IROS*, 2020. 5, 6
- [74] Yifan Wang, Jianjun Zhou, Haoyi Zhu, Wenzheng Chang, Yang Zhou, Zizun Li, Junyi Chen, Jiangmiao Pang, Chunhua Shen, and Tong He. π^3 : Scalable permutation-equivariant visual geometry learning. *arXiv:2507.13347*, 2025. 2, 3, 8
- [75] Ethan Weber, Norman Müller, Yash Kant, Vasu Agrawal, Michael Zollhöfer, Angjoo Kanazawa, and Christian Richardt. Fillerbuster: Multi-view scene completion for casual captures. In *3DV*, 2026. 3
- [76] Philippe Weinzaepfel, Thomas Lucas, Vincent Leroy, Yohann Cabon, Vaibhav Arora, Romain Brégier, Gabriela Csurka, Leonid Antsfeld, Boris Chidlovskii, and Jerome Revaud. CroCo v2: Improved cross-view completion pre-training for stereo matching and optical flow. In *ICCV*, 2023. 4
- [77] Robert J. Woodham. Photometric method for determining surface orientation from multiple images. *Optical Engineering*, 19(1):139–144, 1980. 1
- [78] Jianing Yang, Alexander Sax, Kevin J. Liang, Mikael Henaff, Hao Tang, Ang Cao, Joyce Chai, Franziska Meier, and Matt Feiszli. Fast3R: Towards 3D reconstruction of 1000+ images in one forward pass. In *CVPR*, 2025. 2, 4
- [79] Lihe Yang, Bingyi Kang, Zilong Huang, Zhen Zhao, Xianggang Xu, Jiashi Feng, and Hengshuang Zhao. Depth anything V2. In *NeurIPS*, 2024. 5, 8
- [80] Yao Yao, Zixin Luo, Shiwei Li, Jingyang Zhang, Yufan Ren, Lei Zhou, Tian Fang, and Long Quan. BlendedMVS: A large-scale dataset for generalized multi-view stereo networks. In *CVPR*, 2020. 5
- [81] Chandan Yeshwanth, Yueh-Cheng Liu, Matthias Nießner, and Angela Dai. ScanNet++: A high-fidelity dataset of 3D indoor scenes. In *ICCV*, 2023. 5, 6
- [82] Zehao Yu and Shenghua Gao. Fast-MVSNet: Sparse-to-dense multi-view stereo with learned propagation and Gauss-Newton refinement. In *CVPR*, 2020. 8
- [83] Amir R. Zamir, Alexander Sax, William Shen, Leonidas J. Guibas, Jitendra Malik, and Silvio Savarese. Taskonomy: Disentangling task transfer learning. In *CVPR*, pages 3712–3722, 2018. 3
- [84] Jason Y. Zhang, Amy Lin, Moneish Kumar, Tzu-Hsuan Yang, Deva Ramanan, and Shubham Tulsiani. Cameras as rays: Pose estimation via ray diffusion. In *ICLR*, 2024. 1, 2, 4
- [85] Lvmin Zhang, Anyi Rao, and Maneesh Agrawala. Adding conditional control to text-to-image diffusion models. In *ICCV*, 2023. 3
- [86] Yuchen Zhang, Nikhil Keetha, Chenwei Lyu, Bhuvan Jhamb, Yutian Chen, Yuheng Qiu, Jay Karhade, Shreyas Jha, Yaoyu Hu, Deva Ramanan, Sebastian Scherer, and Wenshan Wang. UFM: A simple path towards unified dense correspondence with flow. In *NeurIPS*, 2025. 5, 6
- [87] Huizhong Zhou, Benjamin Ummenhofer, and Thomas Brox. DeepTAM: Deep tracking and mapping with convolutional neural networks. *Int. J. Comput. Vis.*, 128:756–769, 2020. 2
- [88] Jinghao (Jensen) Zhou, Hang Gao, Vikram Voleti, Aaryaman Vasishta, Chun-Han Yao, Mark Boss, Philip Torr, Christian Rupprecht, and Varun Jampani. Stable virtual camera: Generative view synthesis with diffusion models. In *ICCV*, 2025. 3