
Evaluating Out-of-Distribution Performance on Document Image Classifiers

Stefan Larson^{*1,3} Gordon Lim² Yutong Ai² David Kuang² Kevin Leach³

¹DryvIQ
Ann Arbor, MI, USA

²University of Michigan
Ann Arbor, MI, USA

³Vanderbilt University
Nashville, TN, USA

Abstract

The ability of a document classifier to handle inputs that are drawn from a distribution different from the training distribution is crucial for robust deployment and generalizability. The RVL-CDIP corpus [18] is the *de facto* standard benchmark for document classification, yet to our knowledge all studies that use this corpus do not include evaluation on *out-of-distribution* documents. In this paper, we curate and release a new out-of-distribution benchmark for evaluating out-of-distribution performance for document classifiers. Our new out-of-distribution benchmark consists of two types of documents: those that are not part of any of the 16 in-domain RVL-CDIP categories (RVL-CDIP-*O*), and those that are one of the 16 in-domain categories yet are drawn from a distribution different from that of the original RVL-CDIP dataset (RVL-CDIP-*N*). While prior work on document classification for in-domain RVL-CDIP documents reports high accuracy scores, we find that these models exhibit accuracy drops of between roughly 15-30% on our new out-of-domain RVL-CDIP-*N* benchmark, and further struggle to distinguish between in-domain RVL-CDIP-*N* and out-of-domain RVL-CDIP-*O* inputs. Our new benchmark provides researchers with a valuable new resource for analyzing out-of-distribution performance on document classifiers. Our new out-of-distribution data can be found at github.com/gxlarson/rvl-cdip-ood.

1 Introduction

The task of automated document classification has wide-ranging use cases, especially in industry where it can be used to apply labels to massive amounts of documents. In many scenarios, a model is trained on an initial training set, which is drawn from a particular distribution which may have certain characteristics (e.g., all documents are in the English language, are from a particular industry or time period, etc.). It is often desirable for the model to be able to *generalize* to valid inputs that are *out-of-distribution* and exhibit different characteristics than those seen in the *in-distribution* training data. At the same time, it is desirable for a model operating in unconstrained input spaces to be able to identify inputs that are not part of the target *label* set as *out-of-domain* to minimize false-positive predictions.

The RVL-CDIP corpus has emerged as the *de facto* benchmark dataset for document classification. This single-label classification dataset covers 16 document categories (e.g., *resume*, *invoice*, *letter*, *memo*, etc.), and consists of samples taken from a large collection of documents made public as a result of litigation and settlement agreements involving the tobacco industry. As such, most of

*Corresponding email: slarson@dryviq.com (alternate email: stefan.dataset@gmail.com).




Figure 1: Samples from the RVL-CDIP corpus.

the RVL-CDIP documents are related to the American tobacco industry, and were created before 2006. Samples of RVL-CDIP are displayed in Figure 1.

Many contemporary models achieve high classification accuracy scores on the RVL-CDIP classification benchmark (e.g., [34, 47, 57, 58]). Despite this, there has been limited analysis of these models’ ability to handle out-of-distribution inputs. In this paper, we address this gap by creating a new out-of-distribution (OOD) test set intended to be used in conjunction with RVL-CDIP. We first identify two types of OOD inputs: (1) in-domain documents that fall within one of the 16 RVL-CDIP categories, yet were sampled from a different distribution than RVL-CDIP (for example, born-digital documents from the 2010s and 2020s, and those not from the tobacco industry); and (2) out-of-domain documents that do not fall within one of the 16 RVL-CDIP categories. Then, we evaluate several document classifiers trained on RVL-CDIP and tested on our new OOD data. We find that model performance on both types of OOD data is substantially lower than on the in-distribution RVL-CDIP test set, indicating that while models may perform well on RVL-CDIP, they (1) struggle to generalize to other distributions and (2) struggle on the task of out-of-domain document classification. Our hope is that with our new OOD data, researchers investigating document classification will also begin to include OOD performance as part of their analyses.

2 Related Work

2.1 RVL-CDIP Document Classification

The RVL-CDIP corpus [18] is widely used for benchmarking the performance of document classifiers. This corpus consists of images of scanned documents, and most early efforts on the RVL-CDIP classification task used convolutional neural networks (CNNs), including [1, 10, 18, 27, 52]. Later work incorporated the textual modality along with visual features (e.g., [3, 4, 11, 15]). The recent advent of transformers has seen researchers employ this architecture to the classification task. This includes models that solely use image features (e.g., [12, 25, 34]) as well as models that incorporate page layout and optical character recognition (OCR) features (e.g., [2, 6, 13, 16, 33, 37, 44, 46, 47, 48, 54, 57, 58]). Despite the prominence of the RVL-CDIP corpus in evaluating document classifiers, there is no published OOD corpus for benchmarking models on out-of-distribution performance.

2.2 Out-of-Distribution Performance Benchmarking

Prior work has developed benchmarks for evaluating out-of-distribution performance for other tasks. In general, these benchmarks belong to one of two categories: (1) out-of-domain or out-of-scope benchmarks, where—in the case of classification—dedicated evaluation data is included that does not belong to any of the in-domain target labels; and (2) distribution shift benchmarks, where evaluation data is different than the training distribution yet still belongs to the in-domain target label set. We discuss relevant work in each category.

Out-of-scope or *out-of-domain* evaluation benchmarks are used to measure a model’s ability to differentiate between in-domain and out-of-domain inputs. In this setting, a model is typically trained on the in-domain data, and then evaluated on both in- and out-of-domain data (where ideally the model can correctly classify in-domain data with high accuracy while also being able to discriminate between in- and out-of-domain data, which could be done using a confidence score). Out-of-domain benchmarks include those for text classification (e.g., intent classification in dialog systems [30]) and image classification and object detection in the presence of *natural adversarial* inputs that mislead classifiers (e.g., ImageNet-O [23] and its COCO counterpart [31]). In this paper, we present new out-of-domain evaluation data for the RVL-CDIP benchmark, which we call RVL-CDIP-*O*.

Distribution shift evaluation benchmarks are crafted to measure a model’s ability to generalize to "unseen" inputs, as well as to measure how robust a model is to perturbations and/or corruptions (e.g., noise). Here, "unseen" typically means data that is different from the training distribution, yet still belongs to the label-set of the training dataset. For image classification, the "seen" training distribution may be photographic pictures of images but the "unseen" data distribution may be different "views" or modalities of these images, like hand-drawn sketches or clip art representations of the image categories (e.g., DomainNet [45] and Office-Home [53]).

Other domain-shift benchmarks include the WILDS benchmark [26], which itself is a collection of 10 mostly image and text datasets for evaluating out-of-distribution performance. For instance, WILDS includes the Camelyon17 histopathology dataset [7], where the task is image classification but where the test set consists of data collected from a hospital different from that of the training set. Other prior work (e.g., [24, 35, 36]) evaluates out-of-distribution detection for image classifiers trained on CIFAR-10/100 by testing on various other image datasets, but does not account for the problem of discriminating between out-of-distribution inputs that are out-of-domain versus in-domain.

Lastly, datasets that measure a model’s robustness to corruptions include ImageNet-C [20], which uses data augmentation strategies to generate noisy versions of ImageNet [14] images. We note that other data augmentation tools and pipelines have been used to generate perturbations and corruptions of in-distribution data, including [40, 43, 49, 39] for image and text data. In this paper, we present new evaluation data for benchmarking both of the out-of-distribution tasks described in this section. Our new benchmark data enables researchers to analyze document classifier performance on out-of-domain inputs as well as in-domain data from a "shifted" input distribution.

3 Datasets

In this section, we present our new evaluation data for benchmarking out-of-distribution performance on document classification models. We first discuss the RVL-CDIP dataset as it is relevant in constructing our new out-of-distribution data. We then discuss our new out-of-distribution benchmark.

3.1 RVL-CDIP

The RVL-CDIP corpus consists of grayscale images of scanned documents from the IIT-CDIP collection [32], a large repository of publicly-available documents that were released as part of litigation against several tobacco-related companies and organizations. As such, all documents in the RVL-CDIP corpus are tobacco-related. The corpus consists of 16 categories: advertisement, budget, email, file_folder, form, handwritten, invoice, letter, memo, news_article, presentation, questionnaire, resume, scientific_publication, scientific_report, and specification. Samples from RVL-CDIP are shown in Figure 1. We note that many of the RVL-CDIP samples contain visual noise introduced by scanners due to having been scanned from the physical world using old or noisy document scanners. Each RVL-CDIP category has 20,000 training samples (320,000 total training samples), and there is a total of 40,000 validation and 40,000




Figure 2: Example out-of-distribution document images from our RVL-CDIP-O set, prior to grayscale transformation.

test documents across all categories. All documents from this dataset are from the year 2006 or earlier, as 2006 was the year that the IIT-CDIP collection was released.

3.2 New Out-of-Distribution Data

Our new out-of-distribution benchmark consists of two subsets of data: document images that (a) do not belong to any of the 16 in-domain RVL-CDIP categories (we call this subset RVL-CDIP-O); and (b) belong to one of the 16 RVL-CDIP categories yet are not from IIT-CDIP or tobacco-related (RVL-CDIP-N). Examples from RVL-CDIP-O are shown in Figure 2, while examples from RVL-CDIP-N are shown in Figure 3. The samples in Figure 2 show several types of documents that are not included in the 16 RVL-CDIP categories, including—but not limited to—court documents, guides, music sheets, timelines, and schedules.

Our out-of-distribution documents were collected from two internet sources: (1) Google and Bing web searches; and (2) the public DocumentCloud repository. The DocumentCloud repository contains a large number of government, legal, or public service related documents that were made available through serviced Freedom of Information Act (FOIA) requests. To collect the new OOD data, the authors of this paper first familiarized themselves with the 16 in-domain RVL-CDIP categories by reviewing numerous samples from each RVL-CDIP category. While reviewing samples from RVL-CDIP, we noticed that some could be seen as having multiple labels—for instance, a handwritten letter could technically be both handwritten and letter. However, we found that

Table 1: Per-category counts for RVL-CDIP-N.

Category	Count
budget	58
email	33
form	70
handwritten	176
invoice	57
letter	152
memo	47
news_article	86
questionnaire	39
resume	184
scientific_pub.	39
specification	61
Total	1,002

¹<https://www.documentcloud.org>




Figure 3: Samples from the RVL-CDIP-N evaluation set, prior to grayscale transformation.

RVL-CDIP is consistent in labelling such cases as with a single label (e.g., handwritten letters are labeled as *handwritten*). The annotations we applied to our new RVL-CDIP-N adopt such rules from RVL-CDIP.

To collect RVL-CDIP-O data, the authors searched for PDF documents that were not one of the 16 RVL-CDIP categories. Similarly for RVL-CDIP-N, the authors searched for PDF documents that were one of the 16 RVL-CDIP categories. While original descriptions of the RVL-CDIP categories are unavailable, we sought to include only clear-cut examples of these categories in our RVL-CDIP-N set; samples from each RVL-CDIP-N category are juxtaposed with original RVL-CDIP samples in Figures 20–43 (in Appendix B). Using our search method, we were unable to find sufficient



Figure 4: Examples of document images from the RVL-CDIP-*O* set (top row) with corresponding Augraphy-augmented grayscale images (bottom row).

documents for a few of the in-domain categories like `file_folder`, as that category seems to be quite specific to the RVL-CDIP dataset. Counts of the in-domain categories that we collected for RVL-CDIP-*N* are shown in Table 1.

Each raw document may have consisted of multiple pages, but to maintain consistency between our out-of-distribution data and the original RVL-CDIP data, we only use the first page of each document, which we convert to a grayscale image. Following the RVL-CDIP dataset’s convention, we save each image so that the maximum dimension (i.e., height or width) is 1000 pixels, and like RVL-CDIP we save the OOD images to TIFF files. As summarized in Table 2, there are a total of 4,417 out-of-distribution document images. We estimate that roughly 65% of documents that we collected from DocumentCloud are "born digital" (i.e., they are "clean" and not scanned versions of physical paper documents), while around 95% of documents that we collected via web search are born digital. For this reason we also conduct a side experiment with the Augraphy tool [39] to add scanner-like noise to our out-of-distribution data as a way to test whether models trained on RVL-CDIP are overfit to scanner-like noise. Examples of our data post-Augraphy are shown in Figure 4. Our final, published data for both RVL-CDIP-*N* and RVL-CDIP-*O* do not include Augraphy augmentations.

Our new data is out-of-distribution with respect to the RVL-CDIP corpus in several ways: (1) a substantial portion of our new data is "born-digital", whereas the overwhelming majority of RVL-CDIP is scanned physical documents; (2) a substantial portion of our data was created post-2006, with a large amount having been created within the past 10 years; (3) documents from our dataset are almost exclusively from industries and topics other than tobacco-related ones. As such, our new out-of-distribution data poses a challenge to models trained on RVL-CDIP, as models evaluated on our new data must be able to generalize to new distributions (RVL-CDIP-*N*), while also being able to distinguish between in- and out-of-domain inputs (RVL-CDIP-*O*).

4 Experiments

Recall that our proposed dataset is intended to reveal deficiencies in recognizing out-of-distribution data in document classification tasks. We demonstrate our dataset’s viability by (1) training several classifiers on the full RVL-CDIP training set, then (2) evaluating the performance of each model on

Table 2: Out-of-distribution dataset count statistics. DC and WS refer to DocumentCloud and Web Search, respectively.

	DC	WS	Total
RVL-CDIP- <i>N</i>	877	125	1,002
RVL-CDIP- <i>O</i>	1,382	2,033	3,415
Total	2,259	2,158	4,417

our new out-of-distribution data. We discuss the models and metrics used in our experiments, and then discuss the results obtained.

4.1 Models

We trained several image-based classifiers on the full RVL-CDIP training set, including convolutional neural network (CNN) architectures and image transformer architectures. We consider the following CNNs: VGG-16, ResNet-50, GoogLeNet, and AlexNet (each uses the architecture from [50, 19, 51, 28], respectively). All of these CNN models were originally trained and evaluated on the RVL-CDIP corpus by [1]. Our analysis uses PyTorch [41] implementations of these models. In addition, we evaluate the LayoutLMv2-base model architecture [58], which uses a language model trained on the locations and sizes of words in documents. As the original RVL-CDIP corpus does not provide textual information, we use the Tesseract [3] OCR engine to extract words and their locations in each document image. Our analysis uses the Hugging Face [56] implementation of LayoutLMv2.

We also evaluate the image-only transformer-based DiT model [34], which itself is a version of the BEiT image transformer [8]. Recent work has shown that image transformers often outperform CNN models, and prior work has also found that transformer models outperform other model architectures in terms of out-of-distribution performance (e.g., [9, 22, 38, 42]; on the contrary, cf. [5, 55] for opposing viewpoints). Unlike the other models analyzed here, we use the pre-trained DiT model hosted on Hugging Face instead of training the model ourselves. All models have an input image resolution of 224x224 pixels.

4.2 Evaluation Metrics

RVL-CDIP-N. We measure each model’s raw classification accuracy on our RVL-CDIP-*N* dataset, as RVL-CDIP-*N* contains document images that *do* belong to one of the 16 in-domain RVL-CDIP document categories. Accuracy can be measured by aggregating all predictions together (micro accuracy), or by averaging the within-category accuracy scores (macro accuracy); we report both.

RVL-CDIP-O. The documents from RVL-CDIP-*O* do not belong to any of the 16 RVL-CDIP categories, and we do not train the models on a 17th catch-all unknown category for out-of-domain documents. Therefore, we benchmark two decision functions that use the model’s output logits as a way to arbitrate between in- and out-of-domain predictions. The first, termed Maximum Softmax Probability (MSP) obtains confidence scores from applying the softmax function on the logits (as done in e.g. [21, 29, 30]). If the model f applied to a document image x produces logits $f(x) = z$, then MSP applies the softmax function to obtain confidence scores scaled between 0 and 1 for each in-domain category. That is, the i^{th} document category has a confidence score of

$$s(z)_i = \frac{e^{z_i}}{\sum_{j=1}^K e^{z_j}},$$

where K is the number of target label categories (in our case, 16). An alternative confidence function that has been shown to perform better on out-of-distribution detection tasks than MSP is the Energy score [36], defined as

$$E(z; T) = T \cdot \log \sum_{j=1}^K e^{z_j/T}$$

where T is a temperature parameter. Note that the Energy score produces a single confidence score rather than K scores.

An ideal classifier will assign high confidence to an in-domain document, and lower confidence to an out-of-domain document. One straightforward way to do this is to use a threshold on the confidence score, so that we assign an unknown label to documents that have a confidence score lower than t . That is, the decision rule is

$$\text{decision rule} = \begin{cases} \text{in-domain,} & \text{if } \max(\text{score}(z)) \geq t \\ \text{out-of-domain,} & \text{if } \max(\text{score}(z)) < t. \end{cases}$$

<https://github.com/tesseract-ocr/tesseract>

Table 3: Accuracy scores on RVL-CDIP compared to RVL-CDIP- N .

Model	RVL-CDIP (reported)	RVL-CDIP (achieved)	RVL-CDIP- N micro	RVL-CDIP- N micro w/Aug.	RVL-CDIP- N macro	RVL-CDIP- N macro w/Aug.
VGG-16	0.910	0.905	0.668	0.650	0.691	0.678
ResNet-50	0.911	0.900	0.598	0.606	0.615	0.621
GoogLeNet	0.884	0.871	0.602	0.594	0.613	0.591
AlexNet	0.900	0.885	0.567	0.559	0.571	0.551
LayoutLMv2	0.953	0.887	0.556	0.563	0.600	0.606
DiT-base	0.921	0.933	0.786	0.706	0.805	0.725

Note that t could be global or specific to each document category (as noted in [17]). Our goal is then to measure how well the decision rule is able to correctly identify in- versus out-of-domain inputs (i.e., this is a binary classification problem). While we could set a threshold (or thresholds) in our analysis, we instead opt for a threshold-free evaluation that uses Area Under the Receiver Operating Characteristic curve (AUC) scores to measure the separability of confidence scores between in- and out-of-domain documents. The AUC score ranges between 0.5 and 1.0, where higher AUC scores mean a model is more able to assign lower confidence to out-of-domain documents and higher confidence to in-domain documents, while a low AUC score of 0.5 means the distributions of confidence scores for in- and out-of-domain documents are roughly the same.

In our analysis, we compute the AUC between the confidence scores on RVL-CDIP test set and RVL-CDIP- O , as well as RVL-CDIP- N and RVL-CDIP- O (the latter pair being a more challenging task, as both RVL-CDIP- N and RVL-CDIP- O are out-of-distribution). Like accuracy, we report both macro and micro AUC scores for each model, which is important for the RVL-CDIP- O data because the distribution of confidence scores may vary between predicted label categories. Macro AUC is computed by computing the AUC for each document category, where the samples used in the computation of each category’s AUC score are those samples where the model predicted the sample as that category. Then, each category’s AUC is averaged to yield the macro AUC score. We also compute the false-positive rate at 95% true positive rate (FPR95), but these results are presented in Appendix A.3. To compute FPR95, a threshold t is selected so that the true-positive rate is 95%, and then compute the false-positive prediction rate for out-of-domain documents at this threshold. FPR95 is a lower-is-better metric.

4.3 Results

Table 3 displays accuracy on the RVL-CDIP test set as reported by prior work, as well as the scores achieved by us. Table 3 also displays accuracy scores on our new RVL-CDIP- N test set. First, we note that we achieve in-domain RVL-CDIP test scores that are close to the reported scores, with the exception of LayoutLMv2. One difference between our setup and the LayoutLMv2 setup used in [58] is the OCR engine used: we used the open-source Tesseract library whereas [58] used a proprietary Microsoft Azure OCR model. In other words, OCR quality may have impacted our trained LayoutLMv2 model.

4.3.1 Performance on RVL-CDIP- N

Table 3 shows that the models appear to underperform on the out-of-distribution document images from the new RVL-CDIP- N set, with micro accuracy scores ranging in the mid 0.500s to 0.786 (in the case of DiT). These accuracy scores are substantially lower than the scores on the in-distribution RVL-CDIP test set. Even the top-performing DiT model sees a micro accuracy drop of roughly 15 percentage points. Examples of errors made by the DiT model on RVL-CDIP- N can be seen in Figure 7 (bottom row). Using the Augraphy augmentation tool to introduce scanner-like noise to the RVL-CDIP- N test images does little to impact accuracy, and we observe no clear trend under this setting. In summary, we observe that models trained on RVL-CDIP exhibit substantially lower accuracy scores on our out-of-distribution RVL-CDIP- N evaluation set than on the original RVL-CDIP test set, indicating that these models do not generalize well to new data.

4.3.2 Performance on RVL-CDIP- O

Table 4 charts AUC scores on the task of out-of-domain detection for models trained on RVL-CDIP but tested on the out-of-domain data from our new RVL-CDIP- O data. This table shows AUC scores

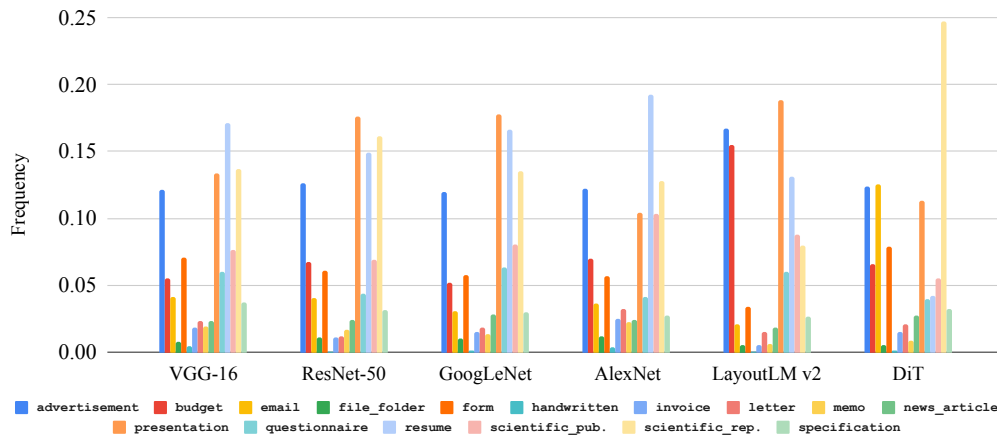


Figure 5: Distributions of predicted labels for each supervised model on the out-of-domain RVL-CDIP- O data.

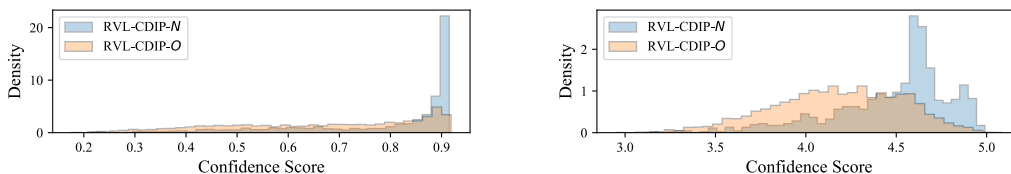


Figure 6: Distribution of confidence scores using MSP (left) and Energy (right) for DiT on RVL-CDIP- N and RVL-CDIP- O .

for model confidence score output on RVL-CDIP versus RVL-CDIP- O ($T-O$) as well as RVL-CDIP- N versus RVL-CDIP- O ($N-O$); both of these settings explore a model’s ability to differentiate between in-domain (RVL-CDIP and RVL-CDIP- N) versus out-of-domain (RVL-CDIP- O) data, but the $N-O$ setting is more challenging, as both RVL-CDIP- N and RVL-CDIP- O are out-of-distribution with respect to RVL-CDIP. We see that most models achieve AUC scores on RVL-CDIP versus RVL-CDIP- O ($T-O$) within the mid-to-high 0.800s or low 0.900s for both MSP and Energy confidence scoring methods. In contrast, models perform much worse on the task of discriminating between RVL-CDIP- N and RVL-CDIP- O ($N-O$)—with DiT dropping in performance by 16.6 points for MSP and 13.5 points for Energy—indicating that the document classification models have much more difficulty detecting out-of-domain documents in the presence of in-domain but out-of-distribution documents. Figure 6 casts light as to why, as we see that there is a large amount of overlap between confidence scores for RVL-CDIP- N and RVL-CDIP- O documents for both MSP and Energy approaches using the DiT model. Similar plots for the other models can be found in Figures 8-19 in Appendix A.4, where we also plot model performance against confidence score threshold. To correctly identify more out-of-domain documents—*ceteris paribus*—we must naturally increase confidence score thresholds. Thus we observe in Figures 8-19 that classification accuracy on RVL-CDIP- N naturally decreases as we increase the confidence threshold, as more in-domain documents are mis-detected as out-of-domain at higher confidence thresholds.

Table 4: AUC scores on RVL-CDIP and RVL-CDIP- O ($T-O$) and on RVL-CDIP- N and RVL-CDIP- O ($N-O$) for MSP and Energy confidence scoring methods.

Model	$T-O$		$N-O$	
	MSP	Energy	MSP	Energy
VGG-16	0.881	0.923	0.649	0.648
ResNet-50	0.849	0.844	0.581	0.554
GoogLeNet	0.838	0.847	0.592	0.587
AlexNet	0.871	0.909	0.620	0.646
LayoutLMv2	0.842	0.849	0.620	0.662
DiT-base	0.894	0.888	0.728	0.753




Figure 7: DiT model mis-predictions. Top row: errors on the RVL-CDIP- O set. Bottom row: errors on the RVL-CDIP- N set. True labels are indicated by y , while predicted labels are indicated with \hat{y} (and confidence scores in parentheses).

We delve further into the predictions made by these models by investigating the distribution of labels for the predictions on the RVL-CDIP- O test data: Figure 5 plots the predicted label distribution for the data from RVL-CDIP- O . We observe several trends: most of the supervised models have relatively higher amounts of predictions for advertisement, presentation, scientific_publication, and resume labels, perhaps due to these categories having similar visual features to much of the RVL-CDIP- O data. Examples of high-confidence predictions on RVL-CDIP- O can be seen in Figure 7 (top row). Overall, our findings of model performance on differentiating between in- and out-of-domain inputs show room for improvement in the case where both in- and out-of-domain documents are out-of-distribution with respect to the original RVL-CDIP training set.

5 Conclusion

In this paper, we introduce new data for evaluating out-of-distribution performance on document classification models trained on the popular RVL-CDIP benchmark. Our new out-of-distribution data is composed of two types: RVL-CDIP- N , or data that *do belong* to one of the 16 in-domain document categories in RVL-CDIP yet were obtained from a different distribution than the original RVL-CDIP corpus; and RVL-CDIP- O , or out-of-domain data that *do not* belong to one of the 16 RVL-CDIP label categories. We find that while models trained on RVL-CDIP perform well on the in-distribution RVL-CDIP test data, they struggle comparatively on the out-of-distribution RVL-CDIP- N data as well as at differentiating between the out-of-domain RVL-CDIP- O and in-domain RVL-CDIP- N data.

Analyzing model performance on out-of-distribution inputs is an important yet understudied problem, but is a hurdle for developing robust, generalizable models. This seems to be the case in the document classification field, where most analyses rely only on in-distribution and in-domain tests performed on RVL-CDIP. Our hope is that our new out of distribution data—RVL-CDIP- N and RVL-CDIP- O —provide researchers with a valuable resource for analyzing out-of-distribution performance on document classifiers.

Acknowledgments

We thank the University of Michigan’s Undergraduate Research Opportunity Program (UROP) for supporting Gordon and Yutong. We also thank the University of Michigan’s MRADS program for supporting Gordon. We thank Ann Arbor SPARK and the Michigan STEM Forward program for partial support of David. We thank Brian Yang for his help in early phases of data collection, and the anonymous NeurIPS reviewers for their feedback.

References

- [1] M. Afzal, A. Kölsch, S. Ahmed, and M. Liwicki. Cutting the error by half: Investigation of very deep CNN and advanced training strategies for document image classification. In *Proceedings of the International Conference on Document Analysis and Recognition (ICDAR)*, 2017.
- [2] S. Appalaraju, B. Jasani, B. Kota, Y. Xie, and R. Manmatha. Docformer: End-to-end transformer for document understanding. In *Proceedings of the International Conference on Computer Vision (ICCV)*, 2021.
- [3] M. Asim, M. Khan, M. Malik, K. Razzaque, A. Dengel, and S. Ahmed. Two stream deep network for document image classification. In *Proceedings of the International Conference on Document Analysis and Recognition (ICDAR)*, 2019.
- [4] N. Audebert, C. Herold, K. Slimani, and C. Vidal. Multimodal deep networks for text and image-based document classification. In *Proceedings of the Joint European Conference on Machine Learning and Knowledge Discovery in Databases*, 2019.
- [5] Y. Bai, J. Mei, A. Yuille, and C. Xie. Are transformers more robust than CNNs? In *Proceedings of the 35th Conference on Neural Information Processing Systems (NeurIPS)*, 2021.
- [6] S. Bakkali, Z. Ming, M. Coustaty, M. Rusiñol, and O. Ramos Terrades. VLCDoC: Vision-language contrastive pre-training model for cross-modal document classification. *arXiv preprint arXiv:2205.12029*, 2022.
- [7] P. Bandi, O. Geessink, Q. Manson, M. Van Dijk, M. Balkenhol, M. Hermsen, B. E. Bejnordi, B. Lee, K. Paeng, A. Zhong, Q. Li, F. G. Zanjani, S. Zinger, K. Fukuta, D. Komura, V. Ovtcharov, S. Cheng, S. Zeng, J. Thagaard, A. B. Dahl, H. Lin, H. Chen, L. Jacobsson, M. Hedlund, M. Cetin, E. Halici, H. Jackson, R. Chen, F. Both, J. Franke, H. Kusters-Vandeveld, W. Vreuls, P. Bult, B. van Ginneken, J. van der Laak, and G. Litjens. From detection of individual metastases to classification of lymph node status at the patient level: The CAMELYON17 challenge. *IEEE Transactions on Medical Imaging*, 38(2), 2019.
- [8] H. Bao, L. Dong, S. Piao, and F. Wei. BEiT: BERT pre-training of image transformers. In *Proceedings of the International Conference on Learning Representations (ICLR)*, 2022.
- [9] S. Bhojanapalli, A. Chakrabarti, D. Glasner, D. Li, T. Unterhiner, and A. Veit. Understanding robustness of transformers for image classification. In *Proceedings of the International Conference on Computer Vision (ICCV)*, 2021.
- [10] A. Das, S. Roy, U. Bhattacharya, and S. Parui. Document image classification with intra-domain transfer learning and stacked generalization of deep convolutional neural networks. In *Proceedings of the 24th International Conference on Pattern Recognition (ICPR)*, 2018.
- [11] T. Dauphinee, N. Patel, and M. Rashidi. Modular multimodal architecture for document classification. *arXiv preprint arXiv:1912.04376*, 2019.
- [12] B. Davis, B. Morse, B. Price, C. Tensmeyer, C. Wigington, and V. Morariu. End-to-end document recognition and understanding with Dessurt. *arXiv preprint arXiv:2203.16618v3*, 2022.
- [13] T. Delteil, E. Velval, L. Chen, and L. Goncalves. MATrIX - modality-aware transformer for information extraction. *arXiv preprint arXiv:2205.08094v1*, 2022.
- [14] J. Deng, W. Dong, R. Socher, L. Li, K. Li, and L. Fei-Fei. ImageNet: A large-scale hierarchical image database. In *Proceedings of the IEEE Conference on Computer Vision and Pattern Recognition (CVPR)*, 2009.
- [15] J. Ferrando, J. Domínguez, J. Torres, R. García, D. García, D. Garrido, J. Cortada, and M. Valero. Improving accuracy and speeding up document image classification through parallel systems. In *Proceedings of the International Conference on Computational Science (ICCS)*, 2020.
- [16] J. Gu, J. Kuen, V. Morariu, H. Zhao, N. Barmpalios, R. Jain, A. Nenkova, and T. Sun. Unified pretraining framework for document understanding. In *Proceedings of the 35th Conference on Neural Information Processing Systems (NeurIPS)*, 2021.

- [17] M. Guarrera, B. Jin, T.-W. Lin, M. A. Zuluaga, Y. Chen, and A. Sangiovanni-Vincentelli. Class-wise thresholding for robust out-of-distribution detection. In *Proceedings of the IEEE/CVF Conference on Computer Vision and Pattern Recognition (CVPR) Workshops*, 2022.
- [18] A. W. Harley, A. Ufkes, and K. G. Derpanis. Evaluation of deep convolutional nets for document image classification and retrieval. In *Proceedings of the International Conference on Document Analysis and Recognition (ICDAR)*, 2015.
- [19] K. He, X. Zhang, S. Ren, and J. Sun. Deep residual learning for image recognition. In *Proceedings of the IEEE Conference on Computer Vision and Pattern Recognition (CVPR)*, 2016.
- [20] D. Hendrycks and T. Dietterich. Benchmarking neural network robustness to common corruptions and perturbations. In *Proceedings of the International Conference on Learning Representations (ICLR)*, 2019.
- [21] D. Hendrycks and K. Gimpel. A baseline for detecting misclassified and out-of-distribution examples in neural networks. In *Proceedings of the International Conference on Learning Representations (ICLR)*, 2017.
- [22] D. Hendrycks, X. Liu, E. Wallace, A. Dziedzic, R. Krishnan, and D. Song. Pretrained transformers improve out-of-distribution robustness. In *Proceedings of the 58th Annual Meeting of the Association for Computational Linguistics (ACL)*, 2020.
- [23] D. Hendrycks, K. Zhao, S. Basart, J. Steinhardt, and D. Song. Natural adversarial examples. In *Proceedings of the IEEE Conference on Computer Vision and Pattern Recognition (CVPR)*, 2021.
- [24] Y.-C. Hsu, Y. Shen, H. Jin, and Z. Kira. Generalized odin: Detecting out-of-distribution image without learning from out-of-distribution data. In *Proceedings of the IEEE Conference on Computer Vision and Pattern Recognition (CVPR)*, 2020.
- [25] G. Kim, T. Hong, M. Yim, J. Nam, J. Park, J. Yim, W. Hwang, S. Yun, D. Han, and S. Park. Donut: Document understanding transformer without OCR. *arXiv preprint arXiv:2111.15664*, 2021.
- [26] P. W. Koh, S. Sagawa, H. Marklund, S. M. Xie, M. Zhang, A. Balsubramani, W. Hu, M. Yasunaga, R. L. Phillips, I. Gao, T. Lee, E. David, I. Stavness, W. Guo, B. Earnshaw, I. Haque, S. M. Beery, J. Leskovec, A. Kundaje, E. Pierson, S. Levine, C. Finn, and P. Liang. WILDS: A benchmark of in-the-wild distribution shifts. In *Proceedings of the 38th International Conference on Machine Learning (ICML)*, 2021.
- [27] A. Kölsch, M. Afzal, M. Ebbecke, and M. Liwicki. Real-time document image classification using deep cnn and extreme learning machines. In *Proceedings of the International Conference on Document Analysis and Recognition (ICDAR)*, 2017.
- [28] A. Krizhevsky, I. Sutskever, and G. Hinton. ImageNet classification with deep convolutional neural networks. In *Proceedings of the 25th International Conference on Neural Information Processing Systems*, 2012.
- [29] S. Larson and K. Leach. Redwood: Using collision detection to grow a large-scale intent classification dataset. *arXiv preprint arXiv:2204.05483*, 2022.
- [30] S. Larson, A. Mahendran, J. Peper, C. Clarke, A. Lee, P. Hill, J. Kummerfeld, K. Leach, M. Laurenzano, L. Tang, and J. Mars. An evaluation dataset for intent classification and out-of-scope prediction. In *Proceedings of the 2019 Conference on Empirical Methods in Natural Language Processing and the 9th International Joint Conference on Natural Language Processing (EMNLP-IJCNLP)*, 2019.
- [31] F. Lau, N. Subramani, S. Harrison, A. Kim, E. Branson, and R. Liu. Natural adversarial objects. *arXiv preprint arXiv:2111.04204*, 2021.
- [32] D. Lewis, G. Agam, S. Argamon, O. Frieder, D. Grossman, and J. Heard. Building a test collection for complex document information processing. In *Proceedings of the 29th Annual International ACL SIGIR Conference (SIGIR)*, 2006.
- [33] C. Li, B. Bi, M. Yan, W. Wang, S. Huang, F. Huang, and L. Si. Structurallm: Structural pre-training for form understanding. In *Proceedings of the 59th Annual Meeting of the Association for Computational Linguistics and the 11th International Joint Conference on Natural Language Processing (ACL-IJCNLP)*, 2021.
- [34] J. Li, Y. Xu, T. Lv, L. Cui, C. Zhang, and F. Wei. DiT: Self-supervised pre-training for document image transformer. *arXiv preprint arXiv:2203.02378*, 2022.
- [35] S. Liang, Y. Li, and R. Srikant. Enhancing the reliability of out-of-distribution image detection in neural networks. In *Proceedings of the International Conference on Learning Representations (ICLR)*, 2018.
- [36] W. Liu, X. Wang, J. Owens, and Y. Li. Energy-based out-of-distribution detection. In *Proceedings of the 34th Conference on Neural Information Processing Systems (NeurIPS)*, 2020.
- [37] C. Luo, G. Tang, Q. Zheng, C. Yao, L. Jin, C. Li, Y. Xue, and L. Si. Bi-VLDoc: Bidirectional vision-language modeling for visually-rich document understanding. *arXiv preprint arXiv:2206.13155*, 2022.

- [38] K. Mahmood, R. Mahmood, and M. van Dijk. On the robustness of vision transformers to adversarial examples. In *Proceedings of the International Conference on Computer Vision (ICCV)*, 2021.
- [39] S. Maini, A. Groleau, K. W. Chee, S. Larson, and J. Boarman. Augraphy: A data augmentation library for document images. *arXiv preprint arXiv:2208.14558*, 2022.
- [40] Z. Papakipos and J. Bitton. Augly: Data augmentations for robustness. *arXiv preprint arXiv:2201.06494*, 2022.
- [41] A. Paszke, S. Gross, F. Massa, A. Lerer, J. Bradbury, G. Chanan, T. Killeen, Z. Lin, N. Gimelshein, L. Antiga, A. Desmaison, A. Köpf, E. Yang, Z. DeVito, M. Raison, A. Tejani, S. Chilamkurthy, B. Steiner, L. Fang, J. Bai, and S. Chintala. PyTorch: An imperative style, high-performance deep learning library. In *Proceedings of the 33rd Conference on Neural Information Processing Systems (NeurIPS)*, 2019.
- [42] S. Paul and P. Chen. Vision transformers are robust learners. In *Proceedings of the 36th AAAI Conference on Artificial Intelligence (AAAI)*, 2022.
- [43] B. Peng, C. Li, Z. Zhang, C. Zhu, J. Li, and J. Gao. RADDLE: An evaluation benchmark and analysis platform for robust task-oriented dialog systems. In *Proceedings of the 59th Annual Meeting of the Association for Computational Linguistics and the 11th International Joint Conference on Natural Language Processing (ACL-IJCNLP)*, 2021.
- [44] Q. Peng, Y. Pan, W. Wang, B. Luo, Z. Zhang, Z. Huang, T. Hu, W. Yin, Y. Chen, Y. Zhang, S. Feng, Y. Sun, H. Tian, H. Wu, and H. Wang. ERNIE-layout: Layout knowledge enhanced pre-training for visually-rich document understanding. *arXiv preprint arXiv:2210.06155*, 2022.
- [45] X. Peng, Q. Bai, X. Xia, Z. Huang, K. Saenko, and B. Wang. Moment matching for multi-source domain adaptation. In *Proceedings of the International Conference on Computer Vision (ICCV)*, 2019.
- [46] H. Pham, G. Wang, Y. Lu, D. Florencio, and C. Zhang. Understanding long documents with different position-aware attentions. *arXiv preprint arXiv:2208.08201*, 2022.
- [47] R. Powalski, . Borchmann, D. Jurkiewicz, T. Dwojak, M. Pietruszka, and G. Pałka. Going full-TILT boogie on document understanding with text-image-layout transformer. In *Proceedings of the International Conference on Document Analysis and Recognition (ICDAR)*, 2021.
- [48] S. Pramanik, S. Mujumdar, and H. Patel. Towards a multi-modal, multi-task learning based pre-training framework for document representation learning. *arXiv preprint arXiv:2009.14457*, 2022.
- [49] M. T. Ribeiro, T. Wu, C. Guestrin, and S. Singh. Beyond accuracy: Behavioral testing of NLP models with CheckList. In *Proceedings of the 58th Annual Meeting of the Association for Computational Linguistics (ACL)*, 2020.
- [50] K. Simonyan and A. Zisserman. Very deep convolutional networks for large-scale image recognition. In *Proceedings of the International Conference on Learning Representations (ICLR)*, 2015.
- [51] C. Szegedy, W. Liu, Y. Jia, P. Sermanet, S. Reed, D. Anguelov, D. Erhan, V. Vanhoucke, and A. Rabinovich. Going deeper with convolutions. In *Proceedings of the IEEE Conference on Computer Vision and Pattern Recognition (CVPR)*, 2015.
- [52] C. Tensmeyer and T. Martinez. Analysis of convolutional neural networks for document image classification. In *Proceedings of the International Conference on Document Analysis and Recognition (ICDAR)*, 2017.
- [53] H. Venkateswara, J. Eusebio, S. Chakraborty, and S. Panchunathan. Deep hashing network for unsupervised domain adaptation. In *Proceedings of the IEEE Conference on Computer Vision and Pattern Recognition (CVPR)*, 2017.
- [54] J. Wang, L. Jin, and K. Ding. LiLT: A simple yet effective language-independent layout transformer for structured document understanding. In *Proceedings of the 60th Annual Meeting of the Association for Computational Linguistics (ACL)*, 2022.
- [55] Z. Wang, Y. Bai, Y. Zhou, and C. Xie. Can CNNs be more robust than transformers? *arXiv preprint arXiv:2206.03452*, 2022.
- [56] T. Wolf, L. Debut, V. Sanh, J. Chaumond, C. Delangue, A. Moi, P. Cistac, T. Rault, R. Louf, M. Funtowicz, J. Davison, S. Shleifer, P. von Platen, C. Ma, Y. Jernite, J. Plu, C. Xu, T. Le Scao, S. Gugger, M. Drame, Q. Lhoest, and A. Rush. Transformers: State-of-the-art natural language processing. In *Proceedings of the 2020 Conference on Empirical Methods in Natural Language Processing: System Demonstrations*, 2020.
- [57] Y. Xu, M. Li, L. Cui, S. Huang, F. Wei, and M. Zhou. LayoutLM: Pre-training of text and layout for document image understanding. In *Proceedings of the 26th ACM SIGKDD International Conference on Knowledge Discovery & Data Mining (KDD)*, 2020.
- [58] Y. Xu, Y. Xu, T. Lv, F. Wei, G. Wang, Y. Lu, D. Florencio, C. Zhang, W. Che, M. Zhang, and L. Zhou. LayoutLMv2: Multi-modal pre-training for visually-rich document understanding. In *Proceedings of the 59th Annual Meeting of the Association for Computational Linguistics and the 11th International Joint Conference on Natural Language Processing (ACL-IJCNLP)*, 2021.