

OPTAGENT: Optimizing Multi-Agent LLM Interactions Through Verbal Reinforcement Learning for Enhanced Reasoning

Anonymous ACL submission

Abstract

Large Language Models (LLMs) have shown remarkable reasoning capabilities in mathematical and scientific tasks. To enhance complex reasoning, multi-agent systems have been proposed to harness the collective intelligence of LLM agents. However, existing collaboration structures are either predefined or rely on majority voting or round-table debates, which can suppress correct but less dominant agent contributions. Recent approaches model multi-agent systems as graph networks but optimize purely for agent performance, neglecting the quality of interactions. We hypothesize that effective agent communication is crucial for multi-agent reasoning and that debating quality plays a significant role. To address this, we propose OPTAGENT, a multi-agent verbal reinforcement learning algorithm that dynamically constructs and refines multi-agent collaboration structures. Our method defines action spaces and a feedback mechanism that evaluates communication robustness and coherence throughout the debate. The final decision is achieved through a majority vote over all the agents. We assess OPTAGENT on various reasoning tasks, including mathematical reasoning, creative writing, scientific reasoning, and numerical sorting. Results demonstrate that our approach significantly outperforms single-agent prompting methods and state-of-the-art multi-agent frameworks on diverse tasks.

1 Introduction

Large Language Models (LLMs) have exhibited significant potential in reasoning across various downstream tasks, including elementary mathematical reasoning, and fundamental science reasoning (Brown et al., 2020; Dubey et al., 2024; Wei et al., 2022; Wang et al., 2023b). Despite these initial successes, existing methodologies necessitate meticulously crafted prompt strategies that are often fixed for certain tasks (Yao et al., 2023; Besta et al., 2024). This approach lacks flexibility, as

the users have to define different prompts under different scenarios, especially for complex reasoning tasks. A promising solution that mitigates the challenge is to explore multi-agent frameworks that capitalize on the strengths of LLM-based agents. Researchers proposed many multi-agent reasoning frameworks that enable collaborative debates among multiple LLM agents (Chan et al., 2023; Liang et al., 2024; Chen et al., 2023b; Wang et al., 2023a; Chen et al., 2023a), which are akin to human group problem-solving scenarios.

Despite these initial successes, existing multi-agent LLM reasoning methods often follow predefined or simple group chatting collaboration structures. For example, AutoGen (Wu et al., 2023) and ChatEval (Chan et al., 2023) employs pre-defined collaboration structures; ReConcile (Chen et al., 2023b) employs group discussion with confidence-based consensus decision; MAD (Liang et al., 2024) employs group debate with a meta-summarizer as the decision-maker. These methods do not account for the varying interactions of differently profiled agents, nor do they optimize the sequence of communications to ensure the most effective information flow for specific tasks. As a result, correct but less dominant agent contributions could be overlooked. We believe the interaction schemas should be more flexible and further optimized for task-specific communication efficacy.

Recent trends in multi-agent collaboration emphasize using graph optimization techniques to enable flexible, task-adaptable coordination among agents, enhancing efficacy and scalability in complex environments. Specifically, GPT-Swarm (Zhuge et al., 2024) conceptualizes the multi-agent framework as a computational graph. The inspiration is drawn from a "Society-of-Mind" concept and highlights the communication and collaboration among agents. For optimization, the authors use reinforcement learning to optimize the agent interactions. While previous methods show rea-

sonable performance, they tend to overlook the agents’ debate quality, an important aspect of a multi-agent framework. We hypothesize that the interaction quality between the agents should also play an important role in the optimization process. More specifically, we believe the optimization algorithms should also consider metrics like wording clarity and logical coherency apart from agent performance metrics.

To tackle the above challenges, we propose OPTAGENT, an LLM-based Verbal Reinforcement Learning framework for Graph Optimization on multi-agent collaboration. The goal of OPTAGENT is to find the most effective interaction patterns in a multi-agent collaboration graph. OPTAGENT explicitly considers communication quality when identifying the most effective connections between agents. To refine the multi-agent collaboration structure, OPTAGENT contains a feedback agent that evaluates the quality of the agent interactions and an action agent that updates the multi-agent collaboration graph based on the feedback. The final decision is achieved through a majority vote over all the agents. We evaluate OPTAGENT on various downstream reasoning tasks, including mathematical reasoning, scientific reasoning, creative writing, and sorting tasks. Our experimental results demonstrate that OPTAGENT significantly outperforms single-agent prompting methods and state-of-the-art multi-agent debating schemas on diverse reasoning tasks across various LLM families. We also present a case study to illustrate the efficacy of our framework.

2 Related Work

LLM Reasoning Prompting The field of large language models (LLMs) has seen significant advancements in recent years, particularly in the area of reasoning prompting. Various prompt engineering methods have been developed, aiming to improve large language models’ reasoning ability across various tasks and domains. Chain-of-thought (CoT) prompting (Wei et al., 2022) prompts the large language models (LLMs) to divide their reasoning process into smaller steps when solving a question, forming a chain of thoughts. Chain-of-thought self-consistency prompting (Wang et al., 2023b) improves on the CoT method by proposing different reasoning chains and ensembles on the final result. Tree-of-thought (ToT) prompting method (Yao et al., 2023)

actively maintains a tree of thoughts, where each thought is a coherent language sequence that serves as an intermediate step toward problem-solving. Graph-of-thought (Besta et al., 2024) further improves ToT by constructing a Directed Graph instead of a tree. LLMs can loop over a thought to refine it and aggregate thoughts or chains. There are also other X-of-thought prompting methods developed for various different downstream tasks and datasets (Chen et al., 2023c; Sel et al., 2024; Bi et al., 2024; Jin et al., 2024). Another notable contribution to the field is the systematic survey on prompting techniques by the Prompt Engineering Guide (Schulhoff et al., 2024). This survey categorizes various prompting methods and their applications, emphasizing the importance of prompt design in enhancing LLM reasoning.

Multi-Agent Reasoning Recent advancements in large language model (LLM) multi-agent frameworks have garnered significant attention in the field of artificial intelligence. Studies such as Wu et al. (2023); Chen et al. (2023a); Lu et al. (2024) have highlighted the impressive reasoning capabilities of LLMs, which have been leveraged to create autonomous agent systems that are capable of complex problem-solving and perform better than single agents.

The question is how researchers can design effective multi-agent reasoning frameworks. There have been several studies and analyses on the efficiency and effectiveness of multi-agent debating systems over reasoning tasks (Wang et al., 2023a, 2024; Pezeshkpour et al., 2024). However, most of the interaction schemas and decision strategies are either pre-defined (Wu et al., 2023; Chan et al., 2023), or follow a simple structure such as group debate, majority voting, summarizer decision, or a combination of the above strategies (Chen et al., 2023b; Liang et al., 2024; Chan et al., 2023). Recently, several researchers from KAUST proposed GPTSwarm (Zhuge et al., 2024), in which they suggest that the multi-agent system can be considered as a graph network and thus their interaction patterns can be optimized by optimization algorithms. They also conduct individual optimizations on agents by conducting prompt optimization. However, their optimization is heavily performance-oriented, overlooking the debating quality of the agents. This is something that should also be considered in LLM free generation.

3 OPTAGENT Framework

3.1 Problem Definition

Given a problem P , and N LLM agents A_1, A_2, \dots, A_N , our goal is to find the answer to question P . We achieve this goal through using LLMs as agents to conduct logical reasoning and structured discussions. Each agent is a distinctly prompted LLM capable of generating the answer and the corresponding CoT reasoning process.

3.2 Framework Overview

In our setting, we view the multi-agent collaboration framework as a graph. Each agent is a node in the graph, denoted by A_i ; the communications between agents are the edges, denoted by e_{ij} . We hypothesize that the interaction quality will be different for differently profiled agents, and the best connection order would allow the best information propagation pattern for a particular task. The goal of OPTAGENT is to optimize the connections between the agents and improve the overall performance of the multi-agent collaboration framework.

In our verbal reinforcement learning process, we design two meta agents, $LLM_{reflect}$ and LLM_{act} , which handle reflection and action processes, respectively. The training process involves selecting connections based on probability scores and updating them through reinforcement learning. Finally, a majority voting strategy is used to determine the final answer after executing the graph.

3.3 Initial Graph Setup

Agent Profiling and Force Decoding Given a group of LLM agents A_1, \dots, A_i , we ensure similar but different reasoning by assigning the agents with the same baseline reasoning prompt but different agent profiles in system prompts (see Appendix B). The seven agent profiles were manually crafted to reflect common reasoning strategies found in human problem-solving, such as deductive logic, intuition, and domain expertise. For the 3-agent and 5-agent scenarios, we randomly select 3 and 5 profiles from the proposed profiles, respectively. To promote versatility, we force the model to generate three different outputs for each agent profile and randomly choose one of the outputs as its initial answer to the input question.

Connection Initialization Given a group of agents A_1, \dots, A_i , and possible connections between the agents e_{12}, \dots, e_{ij} , we first get the group of

utility scores $u(A_i)$, which is the average self-evaluated confidence score given by the agent A_i for the given task. We first randomly sample ten problems from the dataset, collect the confidence score from each agent on each question, and then calculate the average confidence score $u(A_i)$.

Then, we calculate the connection score of an edge, $s(e_{ij}) = u(A_i) * u(A_j)$, which is determined by the utility score of the two connecting nodes. We will update the connection scores during the reinforcement learning process. Based on all of the connection scores, we assign the probability, $p(e_{ij}) = \frac{s(e_{ij})}{\sum s(e_{ij})}$ to each connection e_{ij} , which is the proportion of the connection score $s(e_{ij})$ to the sum of the connection scores. The probabilities will serve as selection references in the first epoch of our training process.

3.4 Verbal Reinforcement Learning

Inspired by the Reflexion framework (Shinn et al., 2023), we design an LLM self-controlled verbal optimization for graph generation. First, we design two meta agents: $LLM_{reflect}$ and LLM_{act} . We also create a set of action spaces that LLM_{act} can choose from to alter the current graph network.

Reflection $LLM_{reflect}$ is responsible for generating reflection text after LLM_{act} makes a connection between two agents (A_i, A_j). Here, a 'connection' means initiating direct communication between two agents, prompting them to exchange their initial reasoning and answers, debate their points of view, and revise their reasoning based on the exchange. To generate the feedback, $LLM_{reflect}$ takes in the reasoning arguments of A_i and A_j before and after the interaction process. Then, the reflection text is passed on to LLM_{act} to guide its decision-making process. Specifically, the feedback that $LLM_{reflect}$ generates is determined by two criteria:

- **Criterion 1:** Both agents should answer the question correctly after making the connection;
- **Criterion 2:** Agents should be logical and coherent in their reasoning process.

For the first criterion, $LLM_{reflect}$ checks whether the connection helps agent A_i and A_j with answering the question. If both agents got the answer correct, then $LLM_{reflect}$ will give positive feedback. For the second criterion, $LLM_{reflect}$ checks whether the logical chains are sound and valid. If

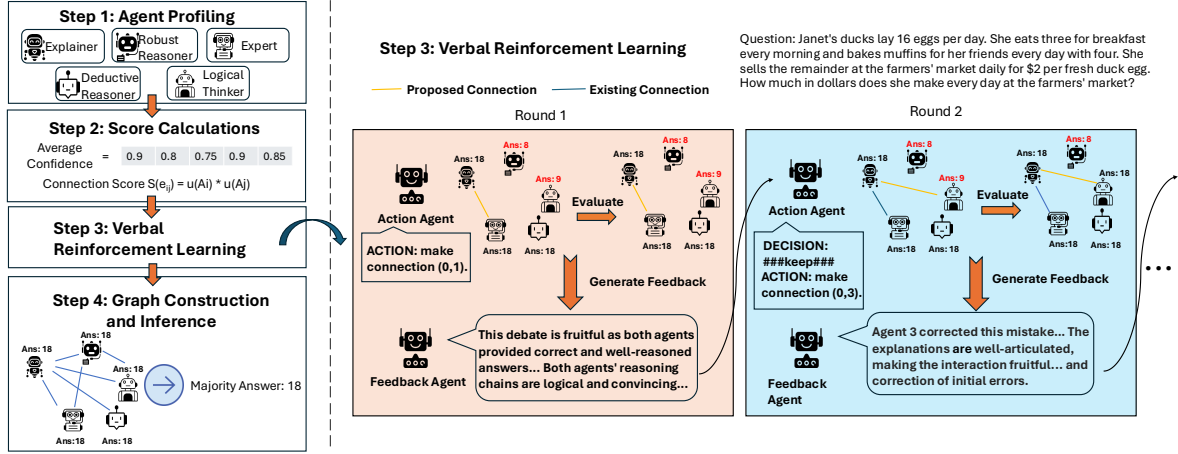


Figure 1: Overview of OPTAGENT framework. The overall pipeline is on the left side; an example process for verbal reinforcement learning is shown on the right.

both agents demonstrate good reasoning quality during the interaction process after seeing each other's reasoning, $LLM_{reflect}$ will give out good feedback. Otherwise, $LLM_{reflect}$ will have negative feedback on the connection (A_i, A_j) . Detailed instruction prompts for $LLM_{reflect}$ are provided in Appendix B.

Action LLM_{act} is responsible for conducting actions at each step, from the pre-defined action pool:

- Make a connection between the two agents (A_i, A_j) to initiate debate;
- Keep a previously made connection (A_n, A_m) ;
- Delete a previously made connection between the two agents (A_n, A_m) to prohibit debate.

After LLM_{act} receives the verbal feedback, it will make a decision to keep or delete the previously made connection. For instance, if LLM_{act} decided to make a connection (A_i, A_j) but consequently received negative feedback in this round, then LLM_{act} would remove the connection. We decrease their connection score $s(e_{ij})$ for removed connections. If LLM_{act} receives positive feedback, it will keep the connection (A_i, A_j) in the graph, and we increase the connection score $s(e_{ij})$. Before deciding whether or not to keep the current edge, LLM_{act} would also look back at the feedback history of the current edge in previous rounds.

After the decision, LLM_{act} makes a connection that hasn't been explored during the current training epoch. The result of the newly created connection will be evaluated and passed on to $LLM_{reflect}$ for the next round of reflection text generation.

3.5 Training Process

To start the Reinforcement learning process, we perform weighted random sampling to select a connection (A_i, A_j) based on the probability score of the connections. At later epochs, LLM_{act} is responsible for choosing a connection (A_i, A_j) . After LLM_{act} takes action, we execute the debate process between A_i and A_j , and then pass the results to $LLM_{reflect}$ for feedback, which is then given to LLM_{act} for decision-making. We update the connection score e_{ij} after LLM_{act} has decided whether to keep the connection (A_i, A_j) . The connection score $s(e_{ij})$ is increased by $\alpha * \hat{s}(e_{ij})$ if LLM_{act} chooses to keep it and decreases otherwise, where α is the learning rate we set, and $\hat{s}(e_{ij})$ is the current connection score of connection e_{ij} . We repeat the above process in the current epoch until every connection is visited once for an update. The pseudocode algorithm is provided in Algorithm 1 in the Appendix.

3.6 Inference Process

After the framework is trained with the connection weights updated, we construct the final graph before doing inference. Connections with higher scores are established first. The construction process continues until all agents have been visited. We consider the information flow within the graph as complete when each agent A_i has interacted with at least one other agent A_j . The final decision is determined using a majority voting strategy as the final answer $Ans_{final} = mode(Ans_1, \dots, Ans_n)$, where Ans_1, \dots, Ans_n are answers provided by different agents in the graph. The pseudocode algorithm is provided in Algorithm 2 in the Appendix.

4 Experiments

4.1 Experimental Setup

Dataset and Tasks We experiment OPTAGENT on four downstream tasks: math reasoning, creative writing, science reasoning, and sorting. All experiments were tested on publicly available datasets. For the math reasoning task, we use two datasets: GSM8K (Cobbe et al., 2021), which contains grade school arithmetic questions, and MATH (Hendrycks et al., 2021), which contains high school-level mathematical questions spanning six different fields. We also include two adversarial reasoning datasets that are built on GSM8K: AdversarialGSM (Xie et al., 2024) in which we will refer to as AdvGSM in Table 4, and GSM-PLUS (Li et al., 2024b). AdvGSM contains questions that are changed only in number magnitude, and have three levels of difficulties, with M3 being the easiest using same magnitude with GSM8K, and M1 being the hardest. For each of the reasoning datasets except AdvGSM, we randomly select 100 questions from the dataset for evaluation. For AdvGSM, we randomly select 100 questions from each magnitude for evaluation. For creative writing, we follow the setup in (Yao et al., 2023), where we test on 100 examples. For sorting, we randomly generate 100 numerical sequences at length 8, 16, 32.

Model and Implementation We experiment the baselines and OPTAGENT utilizing GPT-3.5-turbo (Brown et al., 2020), GPT-4o (OpenAI, 2023), and the LLaMa 3.1-70B model (Dubey et al., 2024). We directly call model APIs for prompting. For all models, we set the temperature to 0.5, and top_k to 1.0. All base agents are prompted with the 0-shot CoT prompt. For each dataset, we train OPTAGENT on three randomly sampled data points and report the performance on randomly sampled evaluation sets. We run OPTAGENT three times and report the mean performance. We use majority voting as our final decision strategy and random choice when there is a tie. We provide a cost analysis under the 5-agent scenario in Appendix C.

Baselines We compared OPTAGENT with six single-agent prompting methods and state-of-the-art multi-agent baseline methods as below:

- **Single Model Prompts** in which we include 3 prompts: **DirectIO**, where we ask the model for a direct answer without explanations; **0-Shot CoT**, where we ask the model to provide step-by-

step reasoning without providing any demonstrating examples; **ToT**, where we follow Yao et al. (2023) and implement their framework.

- **Simple Debate**, where we initiate several instances of non-profiled agents with the same 0-shot CoT prompt. The agents are provided with each other’s reasonings and answers, and are asked to reflect on their own reasoning. We let models debate for 2 rounds and utilize a majority voting to decide the final answer.
- **GPTSwarm** (Zhuge et al., 2024), where we follow the original implementation. We train the framework using three randomly sampled data points from the dataset and report the performance. We run GPTSwarm three times and report the mean performance.
- **ReConcile** (Chen et al., 2023b), where we follow the original implementation, using GPT-3.5-turbo and GPT-4o models as backbone, respectively. We report their performance in mathematical reasoning datasets. We run ReConcile three times and report the mean performance.

4.2 Evaluation Metrics

Math and Science reasoning We report the performance in terms of accuracy following prior benchmarks and papers. The datasets include GSM8K, AdvGSM, GSM-PLUS, MATH, ARC and GPQA. We report the detailed post-processing and evaluation description in the Appendix.

Creative Writing We follow the metrics in Yao et al. (2023) and report the performance in terms of Coherence score, which another GPT-4 model evaluates. We provide the evaluation prompt in Appendix B.

Sorting We follow the metrics in Besta et al. (2024) and report the performance in terms of error scope, defined by the sum of the number of wrongly sorted elements and missing elements.

4.3 Main Results

Math Reasoning We compare OPTAGENT with multi-agent simple debating baselines on Math Reasoning datasets in Table 1. The backbone LLMs (i.e., the primary large language model underlying all agents) include GPT-3.5-turbo and LLaMa 3.1-70B. OPTAGENT performs better on the original datasets like GSM8K and MATH than the simple debating baselines, and significantly outperforms

Model	Prompt Class	Framework Type	GSM8K	AdvGSM-M3	AdvGSM-M2	AdvGSM-M1	GSM-PLUS	MATH
GPT-3.5-turbo	Single Agent	DirectIO	35.0	52.0	28.0	15.0	27.0	8.0
		0-Shot CoT	73.0	87.0	75.0	30.0	59.0	22.0
		ToT	80.0	89.0	76.0	30.0	61.0	25.0
	3-Agent	Simple Debate	77.0	90.0	79.0	31.0	62.0	25.0
		GPT-Swarm	79.6	91.3	80.6	33.6	63.0	28.0
		ReConcile	80.6	90.3	80.0	34.3	63.6	<u>29.0</u>
		OPTAGENT	81.3	<u>91.0</u>	<u>81.3</u>	<u>34.0</u>	64.3	29.3
		Without Interaction Quality	81.0	90.0	81.0	33.0	64.0	<u>29.0</u>
		No Forced Sampling	79.0	89.0	81.0	32.0	63.0	<u>29.0</u>
		Reconsider Minority	78.0	88.0	81.0	30.0	61.0	28.0
		Split Action Agents	<u>81.0</u>	90.0	82.0	<u>34.0</u>	<u>64.0</u>	<u>29.0</u>
	5-Agent	Simple Debate	78.0	91.0	82.0	33.0	62.0	30.0
		GPT-Swarm	81.3	92.6	85.3	35.3	<u>66.6</u>	32.6
		ReConcile	82.3	93.6	86.3	36.3	<u>66.3</u>	33.3
		OPTAGENT	87.3	95.6	85.3	38.6	66.0	34.6
		Without Interaction Quality	84.0	94.0	84.0	36.0	64.0	33.0
		No Forced Sampling	84.0	94.0	84.0	37.0	65.0	32.0
		Reconsider Minority	85.0	95.0	<u>86.0</u>	36.0	69.0	37.0
		Split Action Agents	<u>86.0</u>	<u>95.0</u>	85.0	<u>38.0</u>	66.0	34.0
GPT-4o	5-Agent	Simple Debate	<u>97.0</u>	<u>98.0</u>	85.0	42.0	86.0	41.0
		GPT-Swarm	<u>97.0</u>	<u>98.0</u>	87.0	44.0	88.0	42.0
		ReConcile	98.0	99.0	<u>87.0</u>	<u>44.0</u>	89.0	<u>42.0</u>
		OPTAGENT	98.0	98.0	88.0	45.0	<u>88.0</u>	45.0

Table 1: Main results table on Math Reasoning Task. The best-performing methods on each dataset under each number-of-agent scenario are bolded, and the second-best are underlined. The results below OPTAGENT represent the variants of OPTAGENT framework. The detailed setting and discussion are presented in Section 4.4.

Multi-Agent Framework	GSM8K	GSM8K-M3	GSM8K-M2	GSM8K-M1	GSM-PLUS	MATH
3 GPT-3.5-turbo	82.0	91.0	82.0	34.0	65.0	29.0
1 LLaMa3.1 70B + 2 GPT-3.5-turbo	83.0	87.0	84.0	35.0	63.0	33.0
2 LLaMa3.1 70B + 1 GPT-3.5-turbo	84.0	83.0	73.0	34.0	61.0	34.0
3 LLaMa3.1 70B	92.0	71.0	56.0	26.0	62.0	33.0

Table 2: Mixture of Model Ablation Task. All the multi-agent frameworks are optimized with OPTAGENT.

the single-agent baselines. The performance increase is more prominent in 5-agent scenarios compared with 3-agent scenarios. We also present the results of two adversarial datasets in column 5 to 8. OPTAGENT demonstrates robustness in the adversarial math reasoning datasets, outperforming the baseline scheme and frameworks by a similar margin compared with the original datasets.

We also conduct experiments on the mathematical datasets with GPT-4o as the backbone model. With enhanced reasoning ability, even the simple debating method performs near-perfectly on basic math reasoning datasets. We still see a slight performance increase using the multi-agent debating frameworks on more challenging datasets.

Creative Writing Results for creative writing task is reported in Figure 2. OPTAGENT increase the coherence score by an average of at least 0.05 points across different settings under this task. Compared with Tree-of-Thought, which used a single model to explore different branches, OP-

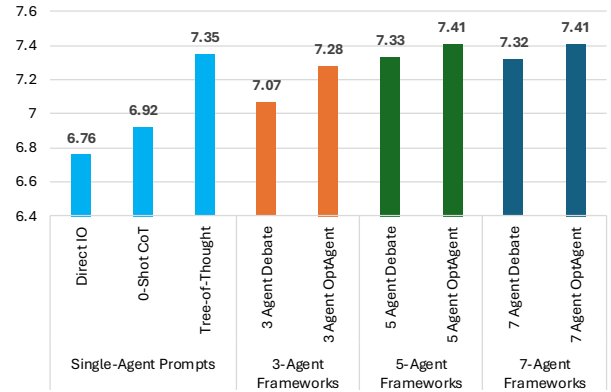


Figure 2: Results on Creative Writing, measured in terms of coherence scores.

TAGENT achieves slightly better performance. Increasing the number of agents only brings marginal performance improvement, and adding more agents from 5 to 7 does not seem to help with the performance of the multi-agent framework.

4.4 Ablation Study

Number of Agents	Framework Type	GSM8K	GSM8K-M3	GSM8K-M2	GSM8K-M1	GSM-PLUS	MATH
5-Agent	Random Initialization	85.0	95.0	85.0	36.0	66.0	34.0
	Uniform Initialization	87.0	95.0	86.0	37.0	68.0	35.0
	Confidence Scores	87.0	96.0	86.0	38.0	67.0	34.0

Table 3: Performance of OPTAGENT under different initialization methods for the connection scores.

Number of Agents	Framework Type	GSM8K	GSM8K-M3	GSM8K-M2	GSM8K-M1	GSM-PLUS	MATH
3-Agent	Simple Debate	77.0	90.0	79.0	31.0	62.0	25.0
	+Profiling	82.0 (+5.0)	90.0 (+0.0)	82.0 (+3.0)	33.0 (+2.0)	64.0 (+2.0)	29.0 (+4.0)
	OPTAGENT	82.0 (+5.0)	91.0 (+1.0)	82.0 (+3.0)	34.0 (+3.0)	65.0 (+3.0)	29.0 (+4.0)
5-Agent	Simple Debate	78.0	91.0	82.0	33.0	62.0	30.0
	+Profiling	83.0 (+5.0)	94.0 (+3.0)	84.0 (+2.0)	35.0 (+2.0)	66.0 (+4.0)	31.0 (+1.0)
	OPTAGENT	87.0 (+9.0)	96.0 (+5.0)	86.0 (+4.0)	38.0 (+5.0)	67.0 (+5.0)	34.0 (+4.0)
7-Agent	Simple Debate	78.0	92.0	81.0	34.0	62.0	30.0
	+Profiling	83.0 (+5.0)	95.0 (+3.0)	85.0 (+4.0)	35.0 (+1.0)	65.0 (+3.0)	31.0 (+1.0)
	OPTAGENT	85.0 (+7.0)	98.0 (+6.0)	86.0 (+5.0)	37.0 (+4.0)	68.0 (+6.0)	33.0 (+2.0)

Table 4: Performance of OPTAGENT on GPT-3.5-turbo under 3, 5, and 7-agent scenarios. "Simple Debate" refers to agents debating without profiles and forced generation. "+Profiling" refers to debating with added profiles. OPTAGENT contains both Profiling and Verbal Reinforcement Learning. We bold the best performing variant. The deltas stand for differences between variant from simple debate baseline.

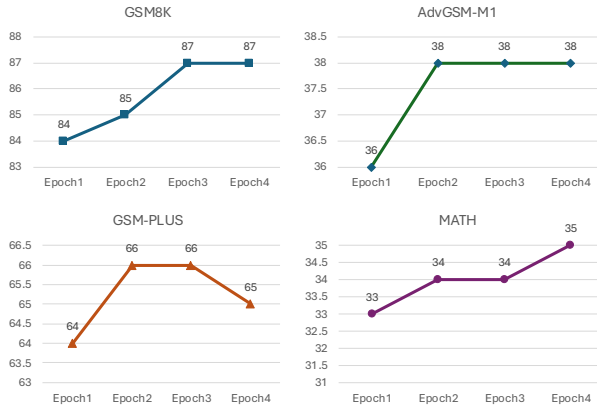


Figure 3: Training Convergence Trend for OPTAGENT under the 5-Agent Setting.

Training Convergence We provide additional study on framework convergence trend in Figure 3. Each epoch is one full update of all the potential connection scores over the dataset. Empirical results show that after three epochs, the performance gain would be minimal across datasets. The results suggest that the basic reasoning abilities of the agents greatly affect the learning process; on harder datasets, the agents have difficulties forming high-quality answers and interactions, leaving little room for performance improvement. Other research works on Multi-Agent LLM frameworks (Motwani et al., 2025; Li et al., 2024a; Smit et al., 2024) also exhibit this phenomenon, where the improvement in GSM8K is higher than that of MATH.

Train Without Interaction Quality In this experiment, we study the effect of considering interaction quality by asking LLM_{act} to consider only correctness instead of interaction quality when training. The results are demonstrated in Table 1. Under the 5-agent scenario, considering only accuracy in training time would hurt the performance, suggesting that considering interaction quality between agents LLM_{act} plays a vital role in the training process. Under the 3-agent scenario, the performance stayed roughly the same, since the agents' profiles and interactions between the agents are more limited than in the 5-agent scenario.

Forced Generation and Random Initial Output Sampling We examine the impact of forced generation, where each agent generates multiple outputs using stochastic decoding, and one is randomly selected. The results are demonstrated in Table 1. Removing this (i.e., using greedy decoding) significantly reduced reasoning diversity and performance under both 3-agent and 5-agent scenarios.

Split Agent LLM_{act} In this study, we split LLM_{act} into two agents: $LLM_{propose}$, which is responsible for proposing the new connections; and LLM_{decide} , which is responsible for deciding whether or not to keep an edge. $LLM_{reflect}$ will interact with LLM_{decide} only. $LLM_{propose}$ would be provided with a summary of the conversation history between $LLM_{reflect}$ and LLM_{decide} . We do not see much performance difference across datasets under this setting compared with OPTA-

GENT, which used a single agent LLM_{act} , for the 3-agent and the 5-agent scenario.

Reconsidering Minority In this setup, if one agent gets a unique answer while the other agents all got the same majority answer, the unique answer would be considered as a "minority", and we would prompt a group discussion on the unique answer first before executing the graph. From the results in Table 1 as well as the upper-bound analysis results in Table 9, we can see that this strategy brings up the performance in datasets where we have a bigger gap between OPTAGENT and the theoretical upper-bound performance. It suggests that the models that had the wrong reasoning will be able to catch their mistakes from this discussion process.

Mixture of Models as Agents Table 2 shows the results of using different backbone models as agents in OPTAGENT under the 3-agent setting. On adversarial datasets where GPT-3.5-turbo performs better than LLaMa3.1, we observe that the performance of OPTAGENT using GPT-3.5-turbo as the backbone model is better than using LLaMa3.1 as the backbone model. This suggests that the communication quality is heavily affected by the performance of the backbone models.

Different Initialization Methods We present the effects of different initialization methods for connection scores during the training process in Table 3. "Random Initialization" means all weights are initialized randomly between 0 and 1; "Uniform Initialization" means all weights are initialized to be 0.5; "Confidence-based Initialization" is introduced in Section 3.3. From the table, we see that random initialization performs the worst among all initialization methods, while uniform initialization and confidence score initialization performs around the same across datasets. This suggests that LLMs with different profiles tend to have similar initial confidence self-assessments.

Effects of Profiling We present a more detailed performance report of OPTAGENT on GPT-3.5-turbo in Table 4. Compared with simple debating, profiling the agents provide prominent improvement. OPTAGENT further adds to the performance by doing only profiled debate, and the improvement is most significant in the 5-agent scenario. Combined with the previous section, where we reconsidered the minority answers, having different answers and promoting critical thinking would greatly improve model performance on math tasks.

Number of Agents From Table 4, we see that the performance enhancement is at its best in 5-agent scenarios. Adding more than 5 agents does not seem to help with answering the questions. Similar patterns can be found in the upper-bound analysis in Table 9, as well as in other works such as Wang et al. (2024). This suggests that simple scaling is not the best way - continuously increasing the number of agents does not guarantee improvement on multi-agent systems for reasoning datasets.

4.5 Additional Reasoning Tasks

We provide our experiment results for science reasoning and sorting in Table 8 in the Appendix.

Science Reasoning On GPQA, OPTAGENT performs better than the baseline methods, but the base backbone model's reasoning ability significantly drags down the overall performance. ARC contains questions that do not require step-by-step reasoning, but direct knowledge retrieval. For these questions, the model's knowledge base and understanding of the questions are more important than the logical reasoning process.

Sorting OPTAGENT outperforms 0-Shot CoT and simple debating methods in the 16-number and 32-number scenarios. However, all the methods fall short of Direct Prompting, as the agents often struggle to generate good explanations and reasoning for each of their steps, which poses a significant hurdle when agents have discussions. In complex planning tasks, the more promising direction would be to involve external specialized planning modules into the multi-agent framework.

5 Conclusion

This paper proposes OPTAGENT, an LLM-based Verbal Reinforcement Learning framework for Graph Optimization on multi-agent collaboration. OPTAGENT explicitly considers communication quality when identifying the most effective connections between agents. OPTAGENT contains a feedback agent that evaluates the quality of the agent interactions and an action agent that updates the multi-agent collaboration graph based on the feedback. Results on several downstream reasoning tasks demonstrate that OPTAGENT significantly outperforms single-agent prompting methods and state-of-the-art multi-agent frameworks on diverse tasks. Detailed analysis highlights the needs for task-specific designs for complex planning tasks.

Limitations

Potential Risk We acknowledge that due to the inherent training and dataset bias of the base backbone models, and our incomplete controls of the models, our framework could potentially produce harmful content.

Limited Experiments Due to computational cost and timeconstraints, our experiments was conducted on a limited number of tasks and datasets, with a randomly chosen subset. Our conclusions and analysis could be further enhanced by testing on more tasks and datasets.

Computational Cost OPTAGENT relies on initiating multiple model instances and requires multiple prompts per round. The repetitive callings impose heavy time and output token costs for OPTAGENT.

Model Reasoning Ability Dependency The ability of multi-agent framework is heavily influenced by the ability of the individual backbone models. Framework performance and optimization effectiveness could vary between models and datasets.

Incomplete Control Over Models For the API-based models, we note that we do not possess complete control over their behavior, and the probability and confidence estimations are post-hoc in nature.

Ethics Statement

This research adhered to the ethical standards and best practices outlined in the ACL Code of Ethics. Language Models can sometimes produce illogical or inaccurate reasoning paths, so their outputs should be cautiously used. The outputs are only examined to understand how a model arrives at its answers and investigate why it makes certain errors. All experiments used publicly available datasets from previously published works and did not involve ethical or privacy issues.

References

Maciej Besta, Nils Blach, Ales Kubicek, Robert Gerstenberger, Michal Podstawski, Lukas Gianinazzi, Joanna Gajda, Tomasz Lehmann, Hubert Niewiadomski, Piotr Nyczyk, and Torsten Hoeffler. 2024. [Graph of thoughts: Solving elaborate problems with large language models](#). In *Thirty-Eighth AAAI Conference on Artificial Intelligence, AAAI 2024, Thirty-Sixth Conference on Innovative Applications of Artificial*

Intelligence, IAAI 2024, Fourteenth Symposium on Educational Advances in Artificial Intelligence, EAAI 2014, February 20-27, 2024, Vancouver, Canada, pages 17682–17690. AAAI Press.

Zhenyu Bi, Daniel Hajialigol, Zhongkai Sun, Jie Hao, and Xuan Wang. 2024. [Stoc-tot: Stochastic tree-of-thought with constrained decoding for complex reasoning in multi-hop question answering](#). *Preprint*, arXiv:2407.03687.

Tom B. Brown, Benjamin Mann, Nick Ryder, Melanie Subbiah, Jared Kaplan, Prafulla Dhariwal, Arvind Neelakantan, Pranav Shyam, Girish Sastry, Amanda Askell, Sandhini Agarwal, Ariel Herbert-Voss, Gretchen Krueger, Tom Henighan, Rewon Child, Aditya Ramesh, Daniel M. Ziegler, Jeff Wu, Clemens Winter, and 12 others. 2020. [Language models are few-shot learners](#). *ArXiv*, abs/2005.14165.

Chi-Min Chan, Weize Chen, Yusheng Su, Jianxuan Yu, Wei Xue, Shan Zhang, Jie Fu, and Zhiyuan Liu. 2023. [Chateval: Towards better llm-based evaluators through multi-agent debate](#). *ArXiv*, abs/2308.07201.

Guangyao Chen, Siwei Dong, Yu Shu, Ge Zhang, Jaward Sesay, Börje F. Karlsson, Jie Fu, and Yemin Shi. 2023a. [Autoagents: A framework for automatic agent generation](#). In *International Joint Conference on Artificial Intelligence*.

Justin Chih-Yao Chen, Swarnadeep Saha, and Mohit Bansal. 2023b. [Reconcile: Round-table conference improves reasoning via consensus among diverse llms](#). *ArXiv*, abs/2309.13007.

Wenhu Chen, Xueguang Ma, Xinyi Wang, and William W. Cohen. 2023c. [Program of thoughts prompting: Disentangling computation from reasoning for numerical reasoning tasks](#). *Preprint*, arXiv:2211.12588.

Karl Cobbe, Vineet Kosaraju, Mohammad Bavarian, Mark Chen, Heewoo Jun, Lukasz Kaiser, Matthias Plappert, Jerry Tworek, Jacob Hilton, Reiichiro Nakano, Christopher Hesse, and John Schulman. 2021. [Training verifiers to solve math word problems](#). *ArXiv*, abs/2110.14168.

Abhimanyu Dubey, Abhinav Jauhri, Abhinav Pandey, Abhishek Kadian, Ahmad Al-Dahle, Aiesha Letman, Akhil Mathur, Alan Schelten, Amy Yang, Angela Fan, Anirudh Goyal, Anthony S. Hartshorn, Aobo Yang, Archi Mitra, Archie Sravankumar, Artem Korenev, Arthur Hinsvark, Arun Rao, Aston Zhang, and 510 others. 2024. [The llama 3 herd of models](#). *ArXiv*, abs/2407.21783.

Dan Hendrycks, Collin Burns, Saurav Kadavath, Akul Arora, Steven Basart, Eric Tang, Dawn Xiaodong Song, and Jacob Steinhardt. 2021. [Measuring mathematical problem solving with the math dataset](#). *ArXiv*, abs/2103.03874.

714	Bowen Jin, Chulin Xie, Jiawei Zhang, Kashob Kumar Roy, Yu Zhang, Zheng Li, Ruirui Li, Xianfeng Tang, Suhang Wang, Yu Meng, and Jiawei Han. 2024. Graph chain-of-thought: Augmenting large language models by reasoning on graphs . <i>Preprint</i> , arXiv:2404.07103.	770
715		771
716		772
717		773
718		
719		
720	Junyou Li, Qin Zhang, Yangbin Yu, Qiang Fu, and Deheng Ye. 2024a. More agents is all you need . <i>Preprint</i> , arXiv:2402.05120.	774
721		775
722		776
723		777
724	Qintong Li, Leyang Cui, Xueliang Zhao, Lingpeng Kong, and Wei Bi. 2024b. Gsm-plus: A comprehensive benchmark for evaluating the robustness of llms as mathematical problem solvers . <i>ArXiv</i> , abs/2402.19255.	778
725		779
726		
727		
728	Tian Liang, Zhiwei He, Wenxiang Jiao, Xing Wang, Yan Wang, Rui Wang, Yujiu Yang, Shuming Shi, and Zhaopeng Tu. 2024. Encouraging divergent thinking in large language models through multi-agent debate . <i>Preprint</i> , arXiv:2305.19118.	780
729		781
730		782
731		783
732		784
733	Meng Lu, Brandon Ho, Dennis Ren, and Xuan Wang. 2024. TriageAgent: Towards better multi-agents collaborations for large language model-based clinical triage . In <i>Findings of the Association for Computational Linguistics: EMNLP 2024</i> , pages 5747–5764, Miami, Florida, USA. Association for Computational Linguistics.	785
734		786
735		787
736		788
737		789
738		790
739		791
740	Sumeet Ramesh Motwani, Chandler Smith, Rocktim Jyoti Das, Rafael Rafailov, Ivan Laptev, Philip H. S. Torr, Fabio Pizzati, Ronald Clark, and Christian Schroeder de Witt. 2025. Malt: Improving reasoning with multi-agent llm training . <i>Preprint</i> , arXiv:2412.01928.	792
741		793
742		794
743		795
744		796
745		797
746	OpenAI. 2023. Gpt-4 technical report .	798
747		799
748	Pouya Pezeshkpour, Eser Kandogan, Nikita Bhutani, Sajjadur Rahman, Tom Mitchell, and Estevam R. Hruschka. 2024. Reasoning capacity in multi-agent systems: Limitations, challenges and human-centered solutions . <i>ArXiv</i> , abs/2402.01108.	800
749		801
750		802
751		803
752	Sander Schulhoff, Michael Ilie, Nishant Balepur, Konstantine Kahadze, Amanda Liu, Chenglei Si, Yin-heng Li, Aayush Gupta, HyoJung Han, Sevien Schulhoff, Pranav Sandeep Dulepet, Saurav Vidyadhara, Dayeon Ki, Sweta Agrawal, Chau Minh Pham, Gerson C. Kroiz, Feileen Li, Hudson Tao, Ashay Srivastava, and 12 others. 2024. The prompt report: A systematic survey of prompting techniques . <i>ArXiv</i> , abs/2406.06608.	804
753		805
754		
755		
756		
757		
758		
759		
760		
761	Bilgehan Sel, Ahmad Al-Tawaha, Vanshaj Khattar, Ruoxi Jia, and Ming Jin. 2024. Algorithm of thoughts: Enhancing exploration of ideas in large language models . <i>Preprint</i> , arXiv:2308.10379.	806
762		807
763		808
764		809
765	Noah Shinn, Federico Cassano, Beck Labash, Ashwin Gopinath, Karthik Narasimhan, and Shunyu Yao. 2023. Reflexion: language agents with verbal reinforcement learning . In <i>Neural Information Processing Systems</i> .	810
766		811
767		812
768		813
769		814
		815
		816
		817
		818
	Andries Smit, Paul Duckworth, Nathan Grinsztajn, Thomas D. Barrett, and Arnu Pretorius. 2024. Should we be going mad? a look at multi-agent debate strategies for llms . <i>Preprint</i> , arXiv:2311.17371.	
	Lei Wang, Chengbang Ma, Xueyang Feng, Zeyu Zhang, Hao ran Yang, Jingsen Zhang, Zhi-Yang Chen, Jikai Tang, Xu Chen, Yankai Lin, Wayne Xin Zhao, Zhewei Wei, and Ji rong Wen. 2023a. A survey on large language model based autonomous agents . <i>ArXiv</i> , abs/2308.11432.	
	Qineng Wang, Zihao Wang, Ying Su, Hanghang Tong, and Yangqiu Song. 2024. Rethinking the bounds of llm reasoning: Are multi-agent discussions the key? In <i>Annual Meeting of the Association for Computational Linguistics</i> .	
	Xuezhi Wang, Jason Wei, Dale Schuurmans, Quoc V. Le, Ed H. Chi, Sharan Narang, Aakanksha Chowdhery, and Denny Zhou. 2023b. Self-consistency improves chain of thought reasoning in language models . In <i>The Eleventh International Conference on Learning Representations, ICLR 2023, Kigali, Rwanda, May 1-5, 2023</i> . OpenReview.net.	
	Jason Wei, Xuezhi Wang, Dale Schuurmans, Maarten Bosma, Brian Ichter, Fei Xia, Ed H. Chi, Quoc V. Le, and Denny Zhou. 2022. Chain-of-thought prompting elicits reasoning in large language models . In <i>Advances in Neural Information Processing Systems 35: Annual Conference on Neural Information Processing Systems 2022, NeurIPS 2022, New Orleans, LA, USA, November 28 - December 9, 2022</i> .	
	Qingyun Wu, Gagan Bansal, Jieyu Zhang, Yiran Wu, Beibin Li, Erkang Zhu, Li Jiang, Xiaoyun Zhang, Shaokun Zhang, Jiale Liu, Ahmed Hassan Awadallah, Ryen W. White, Doug Burger, and Chi Wang. 2023. Autogen: Enabling next-gen llm applications via multi-agent conversation .	
	Roy Xie, Chengxuan Huang, Junlin Wang, and Bhuwan Dhingra. 2024. Adversarial math word problem generation . In <i>Conference on Empirical Methods in Natural Language Processing</i> .	
	Shunyu Yao, Dian Yu, Jeffrey Zhao, Izhak Shafran, Thomas L. Griffiths, Yuan Cao, and Karthik Narasimhan. 2023. Tree of thoughts: Deliberate problem solving with large language models . <i>ArXiv</i> , abs/2305.10601.	
	Mingchen Zhuge, Wenyi Wang, Louis Kirsch, Francesco Faccio, Dmitrii Khizbullin, and Jürgen Schmidhuber. 2024. Language agents as optimizable graphs . <i>ArXiv</i> , abs/2402.16823.	

A Additional Tasks

GSM Question	ARC Question
Janet's ducks lay 16 eggs per day. She eats three for breakfast every morning and bakes muffins for her friends every day with four. She sells the remainder at the farmers' market daily for \$2 per fresh duck egg. How much in dollars does she make every day at the farmers' market?	Which of the following statements best explains why magnets usually stick to a refrigerator door?

Table 5: Question comparison between GSM8K and ARC.

Even though our multi-agent framework achieves some improvement over the math reasoning and the creative writing task, all multi-agent interaction schemes, including multi-agent debate and our optimization method, fail to enhance performance over the science reasoning task and the sorting task. The results are shown in Table 9

B Prompt Templates

B.1 Verbal Reinforcement Learning Meta Agents

Prompt for $LLM_{reflect}$

Given a question, the golden answer, and interactions between two agents, generate some feedback on the quality of the interaction. Your feedback should consider two standards: 1. Whether the agents got the answers correctly. The debate is not fruitful if either agents got the question wrong. 2. whether the agents' reasoning chains are logical and convincing. Specifically, are the steps logically connected and easy to follow? Are there any inconsistencies or contradictions? Did the agent explain its reasoning well? Question: {question} Golden Answer: {answer} Previous response from Agent{agent1_num}: {response1}; Previous response from Agent{agent2_num}: {response2}; Response from Agent{agent1_num} after interaction: {response1}; Response from Agent{agent2_num} after interaction: {response2}

Prompt1 for LLM_{act}

Given the interaction between two agents, and the feedback for the interaction, decide whether the interaction should be kept or not. Your decision should be either 'keep' or 'delete'. Your answer should follow the following format: 'DECISION: ###your_decision###'. Response from Agent{agent1_num}: {response1}; Response from Agent{agent2_num}: {response2}; Feedback from meta agent: {feedback}

Prompt2 for LLM_{act}

Given a list of unexplored connections between agents, their connection score, and your conversation history, choose one of the connections for the agents to interact. Your action should follow the following format: 'make connection (0, 1)'. Your answer should follow the following format: 'ACTION: ###your_action###'. Unexplored connections: {matrix_connect}

B.2 Agent Profiles

Explainer

You are a {task} explainer focused on breaking down complex questions/tasks into simple, understandable steps. Your goal is to answer the question/solve the task by providing clear, step-by-step explanations.

Expert

You are a {task} expert with extensive knowledge in the {task}. Your role is to provide accurate and detailed solutions. Ensure your explanations are thorough and precise.

Logical Thinker

You are a logical thinker who excels at breaking down complex problems into logical steps. Your role is to approach {task} methodically, ensuring each step follows logically from the previous one. Focus on clear, logical reasoning and consistency.

Robust Reasoner

You are a robust reasoner who excels at tackling complex {task} with thorough and resilient reasoning. Your role is to ensure that every step of the problem-solving process is meticulously verified and logically sound. Focus on providing precise justifications for each step

925	. Your goal is to develop solutions		
926	that are not only correct but also		
928	robust and reliable.		
		B.5 Creative Writing	989
		Task Prompt	990
929	Deductive Reasoner	Write a coherent passage of 4 short	991
930	You are a deductive reasoner who uses	paragraphs. The end sentence of each	992
931	deductive logic to derive	paragraph must be: {input}. Make a	993
932	conclusions from given premises.	plan then write. Your output should	994
933	Your task is to apply logical rules	be of the following format: 'Plan:	995
934	and principles to reach sound	Your plan here. Passage: Your	996
935	conclusions, ensuring each step is	passage here'.	997
936	justified by the previous one.\		998
938			
		Evaluation Prompts	1000
939	Analytical Reasoner	Analyze the following passage, then at	1001
940	You are an analytical reasoner who	the last line conclude "Thus the	1002
941	excels at breaking down complex	coherency score is {s}", where s is	1003
942	problems into smaller, more	an integer from 1 to 10.	1004
943	manageable parts. Provide precise,		1005
944	step-by-step reasoning for each part		
945	of the problem, clearly explaining		
946	the logic and methodology behind		
947	each step.		
948			
		B.6 Prompt for Sorting	1007
950	Intuitive Reasoner	<Instruction> Sort the following list of	1008
951	You are an intuitive reasoner who relies	numbers in ascending order. You can	1009
952	on intuition and insight to solve	generate any intermediate lists,	1010
953	problems. Your role is to trust your	but the final output should be the	1011
954	instincts and use your natural	sorted list of numbers, prefixed	1012
955	understanding of {task} to find	with "Output: ". </Instruction><	1013
956	solutions. Provide precise, step-by-	Approach>To sort the list of numbers	1014
957	step reasoning for each part of the	follow these steps: 1. Split the	1015
958	problem, clearly explaining how your	list of numbers into two to four	1016
959	intuition guides you through each	unsorted sublists, each containing	1017
960	step.	an equal number of elements from the	1018
961		original list (make sure they don't	1019
		overlap). 2. Sort each of the	1020
		unsorted sublists. 3. Merge the	1021
		sorted sublists into a single sorted	1022
		list using the merging algorithm	1023
		from merge sort.</Approach>	1024
			1025
963	B.3 Debating Prompt		
964	Given another potential answer and	C Cost Analysis	1027
965	reasoning given by another agent,	We provide a cost estimation table for all tested	1028
966	recheck your reasoning and answer.	frameworks under the 5-agent scenario. For Ad-	1029
967	If you think your previous answer is	vGSM, the results are combined for all three mag-	1030
968	wrong, provide the correct answer	nitudes. OPTAGENT takes more resources to train	1031
969	and your reasoning for it. If you	on more challenging and lengthy tasks such as	1032
970	think your previous answer is	MATH compared with less challenging tasks such	1033
971	correct, explain why it is correct.	as GSM8K. Compared with the two debating base-	1034
972	Make sure to include your final	lines, OPTAGENT is more costly in input tokens but	1035
973	answer in the format: ###your_answer	less expensive in output tokens. This is due to the	1036
974	###. Response from another agent: {	pairwise connections in OPTAGENT: the agents are	1037
975	response}	provided with much less input from other agents,	1038
976		but their reasoning output is about the same.	1039
978	B.4 Question Prompt for Math and Science		
979	Reasoning	D Data Processing and Evaluation	1040
980	Given a question, give our your	For all reasoning datasets, we follow the conven-	1041
981	reasoning process and the final	tions of previous papers and report the performance	1042
982	answer. MMake sure to include your	in accuracy, which is the ratio of the number of	1043
983	final answer in the format: ###	questions the model got correct against all tested	1044
984	your_answer###. Give our the answer	questions. For answer parsing and post-processing,	1045
985	in numerical format. Question: {		
986	question}. Think Step by Step.		
988			

Framework Type	Dataset and Setting	Prompt Tokens	Completion Tokens	Estimated Cost (USD)
OPTAGENT: Training	GSM8K	40786	12097	0.038
	AdvGSM	127349	38451	0.121
	GSM-PLUS	41502	11834	0.039
	MATH	80286	25003	0.078
OPTAGENT: Inference	GSM8K	223159	109008	0.275
	AdvGSM	814637	417360	1.033
	GSM-PLUS	272091	139403	0.345
	MATH	520376	276451	0.675
ReConcile Inference	GSM8K	451063	92307	0.364
	AdvGSM	1305208	269035	1.056
	GSM-PLUS	435095	89339	0.352
	MATH	851101	250936	0.802
Simple Debate Inference	GSM8K	352690	90023	0.311
	AdvGSM	1103691	290367	1.001
	GSM-PLUS	360175	92036	0.318
	MATH	780312	247603	0.762

Table 6: Cost estimation for tested models for GPT-3.5-turbo under 5-Agent scenario.

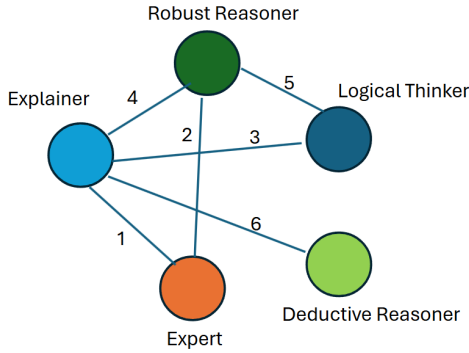


Figure 4: Case Study on the agent interaction graph. Numbers beside the connections signify the order of the interactions made. The collaboration frameworks is trained on the GSM-PLUS dataset.

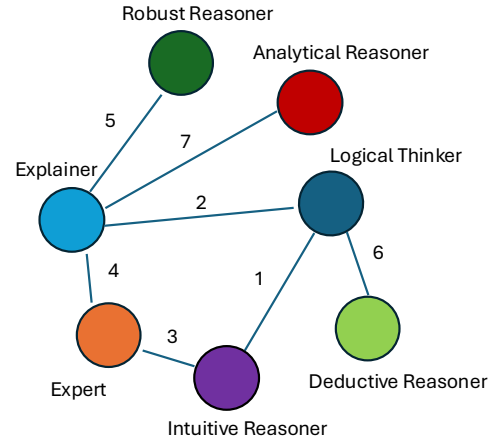


Figure 5: Case Study on the agent interaction graph. Numbers beside the connections signify the order of the interactions made. The collaboration frameworks is trained on the Creative Writing Task.

we ask the model to output a specific format, and use the parsing scripts provided with the original dataset’s code repository. When random sampling the evaluation datasets, for MATH and GSM-PLUS, we notice that there are different types of questions and the model’s performance varies with types. For MATH and GSM-PLUS, we randomly sample 14 questions from each of the 7 categories, and then randomly sample 2 questions from the remaining test set. There is a "critical thinking" category in GSM-PLUS, but we omit this as base model have very low performance on the sub category.

E Case Study: Generated Graphs

We provide two case studies of the graphs in Figure 4 and 5. Figure 4 is trained on GSM-PLUS, and Figure 5 is trained on Creative Writing. We see that the optimal connection order and information propagation patterns are different for different tasks. On both tasks, the interactions between the Explainer agent and the other agents would produce the most

fruitful results, as the Explainer agent has the best explaining ability on its reasoning steps. However, the order of interaction is drastically different. On the GSM-PLUS dataset, the Explainer would first explain its thoughts to other agents; while on the Creative Writing task, the other agents would communicate before talking with the explainer, and then the Explainer would propagate the reasoning process with other agents.

F Additional Ablation Studies

Upper Bound Analysis We provide the upper bound statistics for GPT-3.5-turbo in Table 9. This upper-bound is calculated by the "choose-best" strategy, which, if the model gets the correct answer at one of the trials, then we count the problem as correctly solved. We found that for easier datasets, including GSM8K and the easiest adversarial change for GSM8K, the upper-bound is a full mark. In other words, for every question, if

Epoch1	Logical Thinker - Expert:0.89	Explainer – Expert: 0.89	Expert - Robust Reasoner:0.79	Logical Thinker – Explainer:0.79	Deductive Reasoner – Explainer:0.79
Epoch2	Explainer – Expert:0.98	Expert - Robust Reasoner:0.87	Logical Thinker – Explainer:0.87	Deductive Reasoner – Explainer:0.87	Explainer - Robust Reasoner: 0.81
Epoch3	Explainer - Expert:1.08	Expert - Robust Reasoner:0.96	Logical Thinker – Explainer:0.96	Explainer - Robust Reasoner: 0.88	Logical Thinker - Robust Reasoner:0.85

Table 7: The evolution of the connection scores during training time on the GSM-Plus dataset. For each epoch, the top-5 connection scores in each round are presented.

Setting	ARC	GPQA	Sorting: 8-Number	Sorting: 16-Number	Sorting: 32-Number
DirectIO	68.0	23.0	0.0	0.0	5.2
0-Shot Chain of Thought	84.0	25.0	0.1	1.0	7.0
3-Agent Debate	82.0	27.0	0.1	0.9	6.2
3-Agent OPTAGENT	82.0	27.0	0.1	0.9	6.1

Table 8: Science Reasoning and Sorting Performance; For Science Reasoning, performance is measured in terms of accuracy, and higher number means better performance; For Sorting, performance is measured in terms of errors per case, and lower number represents better performance.

we force the model to generate different outputs, at least one of the outputs will contain the correct answer. On harder tasks such as MATH, we see that the upper bound is dramatically lower, suggesting that the backbone model struggles to get this question correctly even after multiple tries.

Evolution of Connection Scores We provide the evolution of the connection scores during training time on the GSM-Plus dataset. The initial scores are calculated using the Confidence Score initialization method. We see that the communication between the Explainer and the Expert has very high quality, as they both have the correct answer after each epoch of communication, resulting in a consistent score increase. On the other hand, during the first epoch, the interaction between the Logical Thinker and the Expert was not of high quality and led to wrong answers. Similarly, during the second epoch, the interaction between the Deductive Reasoner and the Explainer led to the wrong answer. Overall, the interaction between the Explainer and the other agents are of higher quality during the training process.

G Algorithm

We provide the pseudocode algorithm for our framework in Algorithm 1 and 2 below.

H Usage of AI Assistant

In this paper, we used ChatGPT and CoPilot to help with grammar mistakes and writing fluency only.

Scenario	GSM8K	GSM8K-M3	GSM8K-M2	GSM8K-M1	GSM-PLUS	MATH
OPTAGENT	87.0	96.0	88.0	38.0	68.0	34.0
3-Trial UpperBound	90.0 (+3.0)	95.0 (-1.0)	90.0 (+2.0)	37.0 (-1.0)	78.0 (+10.0)	38.0 (+4.0)
5-Trial UpperBound	92.0 (+5.0)	98.0 (+2.0)	92.0 (+4.0)	38.0 (+0.0)	80.0 (+12.0)	41.0 (+7.0)
7-Trial UpperBound	92.0 (+5.0)	99.0 (+3.0)	92.0 (+4.0)	40.0 (+2.0)	80.0 (+12.0)	42.0 (+8.0)

Table 9: UpperBound analysis on GPT-3.5-turbo; Scenario for OPTAGENT represent the best performance under all the numbers of agents settings. The deltas marks the difference between upperbounds and OPTAGENT performance.

Algorithm 1: OPTAGENT Training Framework

Input: Group of LLM Agents $\{\mathcal{M}_0, \dots, \mathcal{M}_k\}$; Training Samples \mathcal{D} ; Initial Scores of the Connections $W = \{w_0, \dots, w_j\}$, Meta Agents $LLM_{act}, LLM_{reflect}$

Output: Trained Weights $\{w_0, \dots, w_j\}$

```

1 for Datapoint  $d \in \mathcal{D}$  do
2   Initialize  $R = \emptyset$  to store reflection history
3   while Unmarked Connection Exists in  $W$  do
4      $w_i = \text{MakeConnection}(LLM_{act}, R)$ 
5     foreach  $M_k$  connected by  $w_i$  do
6        $\text{AgentSolve}(y_k \sim \mathcal{M}_k)$ 
7      $y_{newi}, y_{newj} \leftarrow \text{Debate}(M_i, M_j, y_i, y_j)$ 
8      $r_i \leftarrow \text{Reflect}(LLM_{reflect}, y_{newi}, y_{newj}, y_i, y_j)$ 
9      $\text{Save}(R \leftarrow r_i)$ 
10     $w_i \leftarrow \text{Decide}(LLM_{act}, r_i)$  ▷ Update Current Weight
11     $\text{Mark}(W \leftarrow w_i)$ 
12 return  $\{w_0, \dots, w_j\}$ 

```

Algorithm 2: OPTAGENT Inference Framework

Input: Group of LLM Agents $\{\mathcal{M}_0, \dots, \mathcal{M}_l\}$; Testing Samples \mathcal{D} ; Trained Weights $W = \{w_0, \dots, w_j\}$, Meta Agents $LLM_{act}, LLM_{reflect}$

Output: Final Answer Set Y

```

1 for Datapoint  $d \in \mathcal{D}$  do
2   Initialize  $Connected \leftarrow \emptyset$  to Store Connected Agents in Graph
3   for  $w_i \in W$  do
4     Initialize  $Curr \leftarrow \emptyset$  to Store Agents Connected by Current  $w_i$ 
5     Initialize  $Ans \leftarrow \emptyset$  to Store Answers Given by Agents Connected by Current  $w_i$ 
6     foreach  $M_k$  connected by  $w_i$  do
7        $y_k \leftarrow \text{AgentSolve}(d \sim \mathcal{M}_k)$ 
8        $\text{Insert}(Connected, M_k)$ 
9        $\text{Insert}(Curr, M_k)$ 
10       $\text{Insert}(Ans, y_k)$ 
11     $y_p, y_q \leftarrow \text{Debate}(Curr, Ans)$ 
12     $\text{Update}(y_p, y_q, Curr)$  ▷ Update the Answers for Agents in Curr
13    if  $Connected$  Contains All Agent Instances then
14       $y_{final} \leftarrow \text{Score}(\{y_k\}_{k=0}^j)$  ▷ Majority Voting for All Agents' Answers
15       $\text{Save}(Y, y_{final})$ 
16      Continue to Next Datapoint
17 return  $Y$ ;

```
