

LoRA: LOW-RANK ADAPTATION OF LARGE LANGUAGE MODELS

Anonymous authors

Paper under double-blind review

ABSTRACT

An important paradigm of natural language processing consists of large-scale pre-training on general domain data and adaptation to particular tasks or domains. As we pre-train larger models, full fine-tuning, which re-trains all model parameters, becomes less feasible. Using GPT-3 175B as an example – deploying independent instances of fine-tuned models, each with 175B parameters, is prohibitively expensive. We propose **Low-Rank Adaptation**, or LoRA, which freezes the pre-trained model weights and injects trainable rank decomposition matrices into each layer of the Transformer architecture, greatly reducing the number of trainable parameters for downstream tasks. Compared to GPT-3 175B fine-tuned with Adam, LoRA can reduce the number of trainable parameters by 10,000 times and the GPU memory requirement by 3 times. LoRA performs on-par or better than fine-tuning in model quality on RoBERTa, DeBERTa, GPT-2, and GPT-3, despite having fewer trainable parameters, a higher training throughput, and no additional inference latency. We also provide in the appendix an empirical investigation into rank-deficiency in language model adaptation, which sheds light on the efficacy of LoRA.

1 INTRODUCTION

Many applications in natural language processing rely on adapting *one* large-scale, pre-trained language model to *multiple* downstream applications. Such adaptation is usually done via *fine-tuning*, which updates all the parameters of the pre-trained model. The major downside of fine-tuning is that the new model contains as many parameters as in the original model. As larger models are trained every few months, this changes from a mere “inconvenience” for GPT-2 (Radford et al., b) or RoBERTa large (Liu et al., 2019) to a critical deployment challenge for GPT-3 (Brown et al., 2020) with 175 billion trainable parameters.¹

Many sought to mitigate this by adapting only some parameters or learning external modules for new tasks. This way, we only need to store and load a small number of task-specific parameters in addition to the pre-trained model for each task, greatly boosting the operational efficiency when deployed. However, existing techniques often introduce inference latency (Houlsby et al., 2019; Rebuffi et al., 2017) by extending model depth or reduce the model’s usable sequence length (Li & Liang, 2021; Lester et al., 2021; Ham-bardzumyan et al., 2020; Liu et al., 2021) (Section 3). More importantly, these method often fail to match the fine-tuning baselines, posing a trade-off between efficiency and model quality.

We take inspiration from Li et al. (2018a); Aghajanyan et al. (2020) which show that the learned over-parametrized models in fact reside on a low intrinsic dimension. We hypothesize that the change in weights during model adaptation also has a low “intrinsic rank”, leading to our proposed **Low-Rank Adaptation (LoRA)** approach. LoRA allows us to train some dense layers in a neural

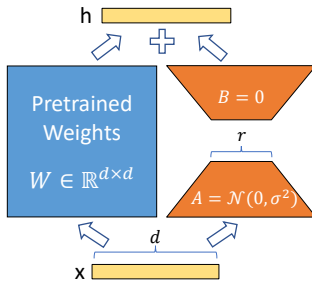


Figure 1: Our reparametrization. We only train A and B .

¹While GPT-3 175B achieves non-trivial performance with few-shot learning, fine-tuning boosts its performance significantly as shown in Appendix B.

network indirectly by optimizing rank decomposition matrices of the dense layers’ change during adaptation instead, while keeping the pre-trained weights frozen, as shown in Figure 1. Using GPT-3 175B as an example, we show that a very low rank (i.e., r in Figure 1 can be one or two) suffices even when the full rank (i.e., d) is as high as 12,288, making LoRA both storage- and compute-efficient.

LoRA possesses several key advantages.

- A pre-trained model can be shared and used to build many small LoRA modules for different tasks. We can freeze the shared model and efficiently switch tasks by replacing the matrices A and B in Figure 1, reducing the storage requirement and task-switching overhead significantly.
- LoRA makes training more efficient and lowers the hardware barrier to entry by up to 3 times when using adaptive optimizers since we do not need to calculate the gradients or maintain the optimizer states for most parameters. Instead, we only optimize the injected, much smaller low-rank matrices.
- Our simple linear design allows us to merge the trainable matrices with the frozen weights when deployed, introducing no inference latency compared to fine-tuning, by construction.
- LoRA is orthogonal to many prior methods and can be combined with many of them, such as prefix-tuning. We provide an example in Appendix F.

Terminologies and Conventions We make frequent references to the Transformer architecture and use the conventional terminologies for its dimensions. We call the input and output dimension size of a Transformer layer d_{model} . We use W_q , W_k , W_v , and W_o to refer to the query/key/value/output projection matrices in the self-attention module. W or W_0 refers to a pre-trained weight matrix and ΔW its accumulated gradient update during adaptation. We use r to denote the rank of a LoRA module. We follow the conventions set out by (Vaswani et al., 2017; Brown et al., 2020) and use Adam (Loshchilov & Hutter, 2019; Kingma & Ba, 2017) for model optimization and use a Transformer MLP feedforward dimension $d_{ffn} = 4 \times d_{model}$.

2 PROBLEM STATEMENT

While our proposal is agnostic to training objective, we focus on language modeling as our motivating use case. Below is a brief description of the language modeling problem and, in particular, the maximization of conditional probabilities given a task-specific prompt.

Suppose we are given a pre-trained autoregressive language model $P_\Phi(y|x)$ parametrized by Φ . For instance, $P_\Phi(y|x)$ can be a generic multi-task learner such as GPT (Radford et al., b; Brown et al., 2020) based on the Transformer architecture (Vaswani et al., 2017). Consider adapting this pre-trained model to downstream conditional text generation tasks, such as summarization, machine reading comprehension (MRC), and natural language to SQL (NL2SQL). Each downstream task is represented by a training dataset of context-target pairs: $\mathcal{Z} = \{(x_i, y_i)\}_{i=1, \dots, N}$, where both x_i and y_i are sequences of tokens. For example, in NL2SQL, x_i is a natural language query and y_i its corresponding SQL command; for summarization, x_i is the content of an article and y_i its summary.

During full fine-tuning, the model is initialized to pre-trained weights Φ_0 and updated to $\Phi_0 + \Delta\Phi$ by repeatedly following the gradient to maximize the conditional language modeling objective:

$$\max_{\Phi} \sum_{(x,y) \in \mathcal{Z}} \sum_{t=1}^{|y|} \log(P_\Phi(y_t|x, y_{<t})) \quad (1)$$

One of the main drawbacks for full fine-tuning is that for *each* downstream task, we learn a *different* set of parameters $\Delta\Phi$ whose dimension $|\Delta\Phi|$ equals $|\Phi_0|$. Thus, if the pre-trained model is large (such as GPT-3 with $|\Phi_0| \approx 175$ Billion), storing and deploying many independent instances of fine-tuned models can be challenging, if at all feasible.

In this paper, we adopt a more parameter-efficient approach, where the task-specific parameter increment $\Delta\Phi = \Delta\Phi(\Theta)$ is further encoded by a much smaller-sized set of parameters Θ with

$|\Theta| \ll |\Phi_0|$. The task of finding $\Delta\Phi$ thus becomes optimizing over Θ :

$$\max_{\Theta} \sum_{(x,y) \in \mathcal{Z}} \sum_{t=1}^{|y|} \log(p_{\Phi_0 + \Delta\Phi(\Theta)}(y_t|x, y_{<t})) \quad (2)$$

In the subsequent sections, we propose to use a low-rank representation to encode $\Delta\Phi$ that is both compute- and memory-efficient. When the pre-trained model is GPT-3 175B, the number of trainable parameters $|\Theta|$ can be as small as 0.01% of $|\Phi_0|$.

3 AREN’T EXISTING SOLUTIONS GOOD ENOUGH?

The problem we set out to tackle is by no means new. Since the inception of transfer learning, dozens of works have sought to make model adaptation more parameter- and compute-efficient. See Section 6 for a survey of some of the well-known works. Using language modeling as an example, there are two prominent strategies when it comes to efficient adaptations: adding adapter layers (Houlsby et al., 2019; Rebuffi et al., 2017; Pfeiffer et al., 2021; Rücklé et al., 2020) or optimizing some forms of the input layer activations (Li & Liang, 2021; Lester et al., 2021; Hambardzumyan et al., 2020; Liu et al., 2021). However, both strategies have their limitations, especially in a large-scale and latency-sensitive production scenario.

Adapter Layers Introduce Inference Latency There are many variants of adapters. We focus on the original design by Houlsby et al. (2019) which has two adapter layers per Transformer block and a more recent one by Lin et al. (2020) which has only one per block but with an additional LayerNorm (Ba et al., 2016). While one can reduce the overall latency by pruning layers or exploiting multi-task settings (Rücklé et al., 2020; Pfeiffer et al., 2021), there is no direct ways to bypass the extra compute in adapter layers. This seems like a non-issue since adapter layers are designed to have few parameters (sometimes $<1\%$ of the original model) by having a small bottleneck dimension, which limits the FLOPs they can add. However, large neural networks rely on hardware parallelism to keep the latency low, and adapter layers have to be processed sequentially. This makes a difference in the online inference setting where the batch size is typically as small as one. In a generic scenario without model parallelism, such as running inference on GPT-2 (Radford et al., b) medium on a single GPU, we see a noticeable increase in latency when using adapters, even with a very small bottleneck dimension (Table 1).

Batch Size	32	16	1
Sequence Length	512	256	128
$ \Theta $	0.5M	11M	11M
Fine-Tune/LoRA	1449.4±0.8	338.0±0.6	19.8±2.7
Adapter ^L	1482.0±1.0 (+2.2%)	354.8±0.5 (+5.0%)	23.9±2.1 (+20.7%)
Adapter ^H	1492.2±1.0 (+3.0%)	366.3±0.5 (+8.4%)	25.8±2.2 (+30.3%)

Table 1: Inference latency of a single forward pass in GPT-2 medium measured in milliseconds, averaged over 100 trials. We use an NVIDIA Quadro RTX8000. “ $|\Theta|$ ” denotes the number of trainable parameters in adapter layers. Adapter^L and Adapter^H are two variants of adapter tuning, which we describe in Section 5.1. The inference latency introduced by adapter layers can be significant in an online, short-sequence-length scenario. See the full study in Appendix C

This problem gets worse when we need to shard the model as done in Shoeybi et al. (2020); Lepikhin et al. (2020), because the additional depth requires more synchronous GPU operations such as AllReduce and Broadcast, unless we store the adapter parameters redundantly many times.

Directly Optimizing the Prompt is Hard The other direction, as exemplified by prefix tuning (Li & Liang, 2021), faces a different challenge. We observe that prefix tuning is difficult to optimize and that its performance changes non-monotonically in trainable parameters, confirming similar observations in the original paper. More fundamentally, reserving a part of the sequence length for adaptation necessarily reduces the sequence length available to process a downstream task, which

we suspect makes tuning the prompt less performant compared to other methods. We defer the study on task performance to Section 5.

4 OUR METHOD

We describe the simple design of LoRA and its practical benefits. The principles outlined here apply to any dense layers in deep learning models, though we only focus on certain weights in Transformer language models in our experiments as the motivating use case.

4.1 LOW-RANK-PARAMETRIZED UPDATE MATRICES

A neural network contains many dense layers which perform matrix multiplication. The weight matrices in these layers typically have full-rank. When adapting to a specific task, Aghajanyan et al. (2020) shows that the pre-trained language models have a low “intrinsic dimension” and can still learn efficiently despite a random projection to a smaller subspace. Inspired by this, we hypothesize the updates to the weights also have a low “intrinsic rank” during adaptation. For a pre-trained weight matrix $W_0 \in \mathbb{R}^{d \times k}$, we constrain its update by representing the latter with a low-rank decomposition $W_0 + \Delta W = W_0 + BA$, where $B \in \mathbb{R}^{d \times r}$, $A \in \mathbb{R}^{r \times k}$, and the rank $r \ll \min(d, k)$. During training, W_0 is frozen and does not receive gradient updates, while A and B contain trainable parameters. Note both W_0 and $\Delta W = BA$ are multiplied with the same input, and their respective output vectors are summed coordinate-wise. For $h = W_0x$, our modified forward pass yields:

$$h = W_0x + \Delta Wx = W_0x + BAx \quad (3)$$

We illustrate our reparametrization in Figure 1. We use a random Gaussian initialization for A and zero for B , so $\Delta W = BA$ is zero at the beginning of training.

A Generalization of Full Fine-tuning. A more general form of fine-tuning allows the training of a subset of the pre-trained parameters. LoRA takes a step further and does not require the accumulated gradient update to weight matrices to have full-rank during adaptation. This means that when applying LoRA to all weight matrices and training all biases², we roughly recover the expressiveness of full fine-tuning by setting the LoRA rank r to the rank of the pre-trained weight matrices. In other words, as we increase the number of trainable parameters³, training LoRA roughly converges to training the original model, while adapter-based methods converges to an MLP and prefix-based methods to a model that cannot take long input sequences.

No Additional Inference Latency. When deployed in production, we can explicitly compute and store $W = W_0 + BA$ and perform inference as usual. Note that both W_0 and BA are in $\mathbb{R}^{d \times k}$. When we need to switch to another downstream task, we can recover W_0 by subtracting BA and then adding a different $B'A'$, a quick operation with very little memory overhead. Critically, this guarantees that we do not introduce any additional latency during inference compared to a fine-tuned model by construction.

4.2 APPLYING LORA TO TRANSFORMER

In principle, we can apply LoRA to any subset of weight matrices in a neural network to reduce the number of trainable parameters. In the Transformer architecture, there are four weight matrices in the self-attention module (W_q, W_k, W_v, W_o) and two in the MLP module. We treat W_q (or W_k, W_v) as a single matrix of dimension $d_{model} \times d_{model}$, even though the output dimension is usually sliced into attention heads. We limit our study to **only adapting the attention weights** for downstream tasks and freeze the MLP modules (so they are not trained in downstream tasks) both for simplicity and parameter-efficiency. We further study the effect on adapting different types of attention weight matrices in a Transformer in Section A.1. We leave the empirical investigation of adapting the MLP layers, LayerNorm layers, and biases to a future work.

²They represent a negligible number of parameters compared to weights.

³An inevitability when adapting to hard tasks.

Practical Benefits and Limitations. The most significant benefit comes from the reduction in memory and storage usage. For a large Transformer trained with Adam, we reduce that VRAM usage by up to $2/3$ if $r \ll d_{model}$ as we do not need to store the optimizer states for the frozen parameters. On GPT-3 175B, we reduce the VRAM consumption during training from 1.2TB to 350GB. With $r = 4$ and only the query and value projection matrices being adapted, the checkpoint size is reduced by roughly $10,000\times$ (from 350GB to 35MB)⁴. This allows us to train with significantly fewer GPUs and avoid I/O bottlenecks. Another benefit is that we can switch between tasks while deployed at a much lower cost by only swapping the LoRA weights as opposed to all the parameters. This allows for the creation of many customized models that can be swapped in and out on the fly on machines that store the pre-trained weights in VRAM. We also observe a 25% speedup during training on GPT-3 175B compared to full fine-tuning⁵ as we do not need to calculate the gradient for the vast majority of the parameters.

LoRA also has its limitations. For example, it is not straightforward to batch inputs to different tasks with different A and B in a single forward pass, if one chooses to absorb A and B into W to eliminate additional inference latency. Though it is possible to not merge the weights and dynamically choose the LoRA modules to use for samples in a batch for scenarios where latency is not critical.

5 EMPIRICAL EXPERIMENTS

We evaluate the downstream task performance of LoRA on RoBERTa (Liu et al., 2019), DeBERTa (He et al., 2021), and GPT-2 (Radford et al., b), before scaling up to GPT-3 175B (Brown et al., 2020). Our experiments cover a wide range of tasks, from natural language understanding (NLU) to generation (NLG). Specifically, we evaluate on the GLUE (Wang et al., 2019) benchmark for RoBERTa and DeBERTa. We follow the setup of Li & Liang (2021) on GPT-2 for a direct comparison and add WikiSQL (Zhong et al., 2017) (NL to SQL queries) and SAMSum (Gliwa et al., 2019) (conversation summarization) for large-scale experiments on GPT-3. See Appendix D for more details on the datasets we use. We use NVIDIA Tesla V100 for all experiments.

5.1 BASELINES

To compare with other baselines broadly, we replicate the setups used by prior work and reuse their reported numbers whenever possible. This, however, means that some baselines might only appear in certain experiments.

Fine-Tuning (FT) is a common approach for adaptation. During fine-tuning, the model is initialized to the pre-trained weights and biases, and all model parameters undergo gradient updates. A simple variant is to update only some layers while freezing others. We include one such baseline reported in prior work (Li & Liang, 2021) on GPT-2, which adapts just the last two layers (**FT^{Top2}**).

Bias-only or BitFit is a baseline where we only train the bias vectors while freezing everything else. Contemporarily, this baseline has also been studied by BitFit (Zaken et al., 2021).

Prefix-embedding tuning (PreEmbed) inserts special tokens among the input tokens. These special tokens have trainable word embeddings and are generally not in the model’s vocabulary. Where to place such tokens can have an impact on performance. We focus on “prefixing”, which prepends such tokens to the prompt, and “infixing”, which appends to the prompt; both are discussed in Li & Liang (2021). We use l_p (resp. l_i) denote the number of prefix (resp. infix) tokens. The number of trainable parameters is $|\Theta| = d_{model} \times (l_p + l_i)$.

Prefix-layer tuning (PreLayer) is an extension to prefix-embedding tuning. Instead of just learning the word embeddings (or equivalently, the activations after the embedding layer) for some special tokens, we learn the activations after every Transformer layer. The activations computed from previous layers are simply replaced by trainable ones. The resulting number of trainable parameters is $|\Theta| = L \times d_{model} \times (l_p + l_i)$, where L is the number of Transformer layers.

⁴We still need the 350GB model during deployment; however, storing 100 adapted models only requires 350GB + 35MB * 100 \approx 354GB as opposed to 100 * 350GB \approx 35TB.

⁵For GPT-3 175B, the training throughput for full fine-tuning is 32.5 tokens/s per V100 GPU; with the same number of weight shards for model parallelism, the throughput is 43.1 tokens/s per V100 GPU for LoRA.

Model & Method	# Trainable Parameters	MNLI	SST-2	MRPC	CoLA	QNLI	QQP	RTE	STS-B	Avg.
RoB _{base} (FT)*	125.0M	87.6	94.8	90.2	63.6	92.8	91.9	78.7	91.2	86.4
RoB _{base} (BitFit)*	0.1M	84.7	93.7	92.7	62.0	91.8	84.0	81.5	90.8	85.2
RoB _{base} (Adpt ^D)*	0.3M	87.1 \pm 0	94.2 \pm 1	88.5 \pm 1.1	60.8 \pm 4	93.1 \pm 1	90.2 \pm 0	71.5 \pm 2.7	89.7 \pm 3	84.4
RoB _{base} (Adpt ^D)*	0.9M	87.3 \pm 1	94.7 \pm 3	88.4 \pm 1	62.6 \pm 9	93.0 \pm 2	90.6 \pm 0	75.9 \pm 2.2	90.3 \pm 1	85.4
RoB _{base} (LoRA)	0.3M	87.5 \pm 3	95.1 \pm 2	89.7 \pm 7	63.4 \pm 1.2	93.3 \pm 3	90.8 \pm 1	86.6 \pm 7	91.5 \pm 2	87.2
RoB _{large} (FT)*	355.0M	90.2	96.4	90.9	68.0	94.7	92.2	86.6	92.4	88.9
RoB _{large} (LoRA)	0.8M	90.5 \pm 2	96.0 \pm 3	90.9 \pm 1.2	67.3 \pm 2.7	94.9 \pm 3	91.6 \pm 1	87.4 \pm 2.5	92.6 \pm 2	88.9
DeB _{XXL} (FT)*	1500.0M	91.8	97.2	92.0	72.0	96.0	92.7	93.9	92.9	91.1
DeB _{XXL} (LoRA)	4.7M	91.9 \pm 2	96.9 \pm 2	92.6 \pm 6	72.4 \pm 1.1	96.0 \pm 1	92.9 \pm 1	94.9 \pm 4	93.0 \pm 2	91.3

Table 2: RoBERTa_{base}, RoBERTa_{large}, and DeBERTa_{XXL} with different adaptation methods on the GLUE benchmark. We report the overall (matched and mismatched) accuracy for MNLI, Matthew’s correlation for CoLA, Pearson correlation for STS-B, and accuracy for everything else. Higher is better for all metrics. * indicates numbers published in prior works.

Adapter tuning as proposed in Houlsby et al. (2019) inserts adapter layers between the self-attention module (and the MLP module) and the subsequent residual connection. There are two fully connected layers with biases in an adapter layer with a nonlinearity in between. We call this original design **Adapter^H**. Recently, Lin et al. (2020) proposed a more efficient design with the adapter layer applied only after the MLP module and after a LayerNorm. We call it **Adapter^L**. We also include another baseline call AdapterDrop (Rücklé et al., 2020) which drops some adapter layers for greater efficiency (**Adapter^D**). We cite numbers from prior works whenever possible to maximize the number of baselines we compare with; they are in rows with an asterisk (*) in the first column. In all cases, we have $|\Theta| = \hat{L}_{Adpt} \times (2 \times d_{model} \times r + r + d_{model}) + 2 \times \hat{L}_{LN} \times d_{model}$ where \hat{L}_{Adpt} is the number of adapter layers and \hat{L}_{LN} the number of trainable LayerNorms (e.g., in Adapter^L).

LoRA adds trainable pairs of rank decomposition matrices in parallel to existing weight matrices. As mentioned in Section 4.2, we only apply LoRA to W_q and W_v in most experiments for simplicity. The number of trainable parameters is determined by the rank r and the shape of the original weights: $|\Theta| = 2 \times \hat{L}_{LoRA} \times d_{model} \times r$, where \hat{L}_{LoRA} is the number of weight matrices we apply LoRA to.

5.2 ROBERTA BASE/LARGE

RoBERTa (Liu et al., 2019) optimized the pre-training recipe originally proposed in BERT (Devlin et al., 2019a) and boosted the latter’s task performance without introducing many more trainable parameters. While RoBERTa has been overtaken by much larger models on NLP leaderboards such as the GLUE benchmark (Wang et al., 2019) in recent years, it remains a competitive and popular pre-trained model for its size among practitioners. We take the pre-trained RoBERTa base (125M) and RoBERTa large (355M) from the HuggingFace Transformers library (Wolf et al., 2020) and evaluate the performance of different efficient adaptation approaches on tasks from the GLUE benchmark. The result is presented in Table 2 (Top Two Sections). See Section E.1 for details on the hyperparameters used.

5.3 DEBERTA XXL

DeBERTa (He et al., 2021) is a more recent variant of BERT that is trained on a much larger scale and performs very competitively on benchmarks such as GLUE (Wang et al., 2019) and SuperGLUE (Wang et al., 2020). We evaluate if LoRA can still match the performance of a fully fine-tuned DeBERTa XXL (1.5B) on GLUE. The result is presented in Table 2 (Bottom Section). See Section E.2 for details on the hyperparameters used.

Model & Method	# Trainable Parameters	E2E NLG Challenge				
		BLEU	NIST	MET	ROUGE-L	CIDEr
GPT-2 M (FT)*	354.92M	68.2	8.62	46.2	71.0	2.47
GPT-2 M (Adapter ^L)*	0.37M	66.3	8.41	45.0	69.8	2.40
GPT-2 M (Adapter ^L)*	11.09M	68.9	8.71	46.1	71.3	2.47
GPT-2 M (Adapter ^H)	11.09M	67.3 \pm .6	8.50 \pm .07	46.0 \pm .2	70.7 \pm .2	2.44 \pm .01
GPT-2 M (FT ^{Top2})*	25.19M	68.1	8.59	46.0	70.8	2.41
GPT-2 M (PreLayer)*	0.35M	69.7	8.81	46.1	71.4	2.49
GPT-2 M (LoRA)	0.35M	70.4\pm.1	8.85\pm.02	46.8\pm.2	71.8\pm.1	2.53\pm.02
GPT-2 L (FT)*	774.03M	68.5	8.78	46.0	69.9	2.45
GPT-2 L (Adapter ^L)	0.88M	69.1 \pm .1	8.68 \pm .03	46.3 \pm .0	71.4 \pm .2	2.49\pm.0
GPT-2 L (Adapter ^L)	23.00M	68.9 \pm .3	8.70 \pm .04	46.1 \pm .1	71.3 \pm .2	2.45 \pm .02
GPT-2 L (PreLayer)*	0.77M	70.3	8.85	46.2	71.7	2.47
GPT-2 L (LoRA)	0.77M	70.4\pm.1	8.89\pm.02	46.8\pm.2	72.0\pm.2	2.47 \pm .02

Table 3: GPT-2 medium (M) and large (L) with different adaptation methods on the E2E NLG Challenge. For all metrics, higher is better. LoRA outperforms several baselines with comparable or fewer trainable parameters. Confidence intervals are shown for experiments we ran. * indicates numbers published in prior works.

5.4 GPT-2 MEDIUM/LARGE

Having shown that LoRA can be a competitive alternative to full fine-tuning on NLU, we hope to answer if LoRA still prevails on NLG models, such as GPT-2 medium and large (Radford et al., b). We keep our setup as close as possible to Li & Liang (2021) for a direct comparison. Due to space constraint, we only present our result on E2E NLG Challenge (Table 3) in this section. See Section G.1 for results on WebNLG (Gardent et al., 2017) and DART (Nan et al., 2020). We include a list of the hyperparameters used in Section E.3.

Model&Method	# Trainable Parameters	WikiSQL	MNLI-m	SAMSum
		Acc. (%)	Acc. (%)	R1/R2/RL
GPT-3 (FT)	175,255.8M	73.8	89.5	52.0/28.0/44.5
GPT-3 (BitFit)	14.2M	71.3	91.0	51.3/27.4/43.5
GPT-3 (PreEmbed)	3.2M	63.1	88.6	48.3/24.2/40.5
GPT-3 (PreLayer)	20.2M	70.1	89.5	50.8/27.3/43.5
GPT-3 (Adapter ^H)	7.1M	71.9	89.8	53.0/28.9/44.8
GPT-3 (Adapter ^H)	40.1M	73.2	91.5	53.2/29.0/45.1
GPT-3 (LoRA)	4.7M	73.4	91.7	53.8/29.8/45.9
GPT-3 (LoRA)	37.7M	74.0	91.6	53.4/29.2/45.1

Table 4: Performance of different adaptation methods on GPT-3 175B. We report the logical form validation accuracy on WikiSQL, validation accuracy on MultiNLI-matched, and Rouge-1/2/L on SAMSum. LoRA performs better than prior approaches, including full fine-tuning. The results on WikiSQL have a fluctuation around $\pm 0.5\%$, MNLI-m around $\pm 0.1\%$, and SAMSum around $\pm 0.2/\pm 0.2/\pm 0.1$ for the three metrics.

5.5 SCALING UP TO GPT-3 175B

As a final stress test for LoRA, we scale up to GPT-3 with 175 billion parameters. Due to the high training cost, we only report the typical standard deviation for a given task over random seeds, as opposed to providing one for every entry. See Section E.4 for details on the hyperparameters used.

As shown in Table 4, LoRA matches or exceeds the fine-tuning baseline on all three datasets. Note that not all methods benefit monotonically from having more trainable parameters, as shown in Fig-

ure 2. We observe a significant performance drop when we use more than 256 special tokens for prefix-embedding tuning or more than 32 special tokens for prefix-layer tuning. This corroborates similar observations in Li & Liang (2021). While a thorough investigation into this phenomenon is out-of-scope for this work, we suspect that having more special tokens causes the input distribution to shift further away from the pre-training data distribution. Separately, we investigate the performance of different adaptation approaches in the low-data regime in Section G.3.

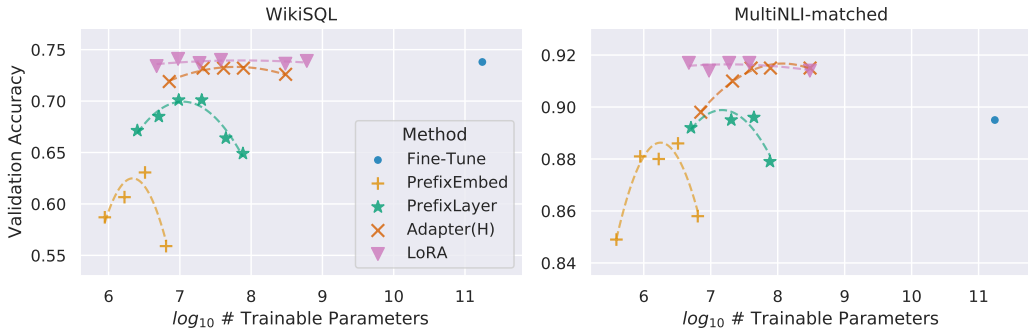


Figure 2: GPT-3 175B validation accuracy vs. number of trainable parameters of several adaptation methods on WikiSQL and MNL-matched. LoRA exhibits better scalability and task performance. See Section G.2 for more details on the plotted data points.

6 RELATED WORKS

Transformer Language Models. Transformer (Vaswani et al., 2017) is a sequence-to-sequence architecture that makes heavy use of self-attention. Radford et al. (a) applied it to autoregressive language modeling by using a stack of Transformer decoders. Since then, Transformer-based language models have dominated NLP, achieving the state-of-the-art in many tasks. A new paradigm emerged with BERT (Devlin et al., 2019b) and GPT-2 (Radford et al., b) – both are large Transformer language models trained on a large amount of text – where fine-tuning on task-specific data after pre-training on general domain data provides a significant performance gain compared to training on task-specific data directly. Training larger Transformers generally results in better performance and remains an active research direction. GPT-3 (Brown et al., 2020) is the largest single Transformer language model trained to-date with 175B parameters.

Prompt Engineering and Fine-Tuning. While GPT-3 175B can adapt its behavior with just a few additional training examples, the result depends heavily on the input prompt (Brown et al., 2020). This necessitates an empirical art of composing and formatting the prompt to maximize a model’s performance on a desired task, which is known as prompt engineering or prompt hacking. Fine-tuning retrains a model pre-trained on general domains to a specific task Devlin et al. (2019b); Radford et al. (a). Variants of it include learning just a subset of the parameters Devlin et al. (2019b); Collobert & Weston (2008), yet practitioners often retrain all of them to maximize the downstream performance. However, the enormity of GPT-3 175B makes it challenging to perform fine-tuning in the usual way due to the large checkpoint it produces and the high hardware barrier to entry since it has the same memory footprint as pre-training.

Parameter-Efficient Adaptation. Many have proposed inserting *adapter* layers between existing layers in a neural network (Houlsby et al., 2019; Rebuffi et al., 2017; Lin et al., 2020). Our method uses a similar bottleneck structure to impose a low-rank constraint on the weight updates. The key functional difference is that our learned weights can be merged with the main weights during inference, thus not introducing any latency, which is not the case for the adapter layers (Section 3). A contemporary extension of adapter is COMPACTER (Mahabadi et al., 2021), which essentially parameterizes the adapter layers using Kronecker products with some predetermined weight sharing scheme. Similarly, combining LoRA with other tensor product-based methods could potentially improve its parameter efficiency, which we leave to future work. More recently, many proposed optimizing the input word embeddings in lieu of fine-tuning, akin to a continuous and differentiable

generalization of prompt engineering (Li & Liang, 2021; Lester et al., 2021; Hambardzumyan et al., 2020; Liu et al., 2021). We include comparisons with Li & Liang (2021) in our experiment section. However, this line of works can only scale up by using more special tokens in the prompt, which take up available sequence length for task tokens when positional embeddings are learned.

Low-Rank Structures in Deep Learning. Low-rank structure is very common in machine learning. A lot of machine learning problems have certain intrinsic low-rank structure (Li et al., 2016; Cai et al., 2010; Li et al., 2018b; Grasedyck et al., 2013). Moreover, it is known that for many deep learning tasks, especially those with a heavily over-parametrized neural network, the learned neural network will enjoy low-rank properties after training (Oymak et al., 2019). Some prior works even explicitly impose the low-rank constraint when training the original neural network (Sainath et al., 2013; Povey et al., 2018; Zhang et al., 2014; Jaderberg et al., 2014; Zhao et al., 2016; Khodak et al., 2021; Denil et al., 2014); however, to the best of our knowledge, none of these works considers low-rank update to a frozen model for *adaptation to downstream tasks*. In theory literature, it is known that neural networks outperform other classical learning methods, including the corresponding (finite-width) neural tangent kernels (Allen-Zhu et al., 2019; Li & Liang, 2018) when the underlying concept class has certain low-rank structure (Ghorbani et al., 2020; Allen-Zhu & Li, 2019; Allen-Zhu & Li, 2020a). Another theoretical result in Allen-Zhu & Li (2020b) suggests that low-rank adaptations can be useful for adversarial training. In sum, we believe that our proposed low-rank adaptation update is well-motivated by the literature.

7 CONCLUSION AND FUTURE WORK

Fine-tuning enormous language models is prohibitively expensive in terms of the hardware required and the storage/switching cost for hosting independent instances for different tasks. We propose LoRA, an efficient adaptation strategy that neither introduces inference latency nor reduces input sequence length while retaining high model quality. Importantly, it allows for quick task-switching when deployed as a service by sharing the vast majority of the model parameters. While we focused on Transformer language models, the proposed principles are generally applicable to any neural networks with dense layers.

There are many directions for future works. 1) LoRA can be combined with other efficient adaptation methods, potentially providing orthogonal improvement. 2) The mechanism behind fine-tuning or LoRA is far from clear – how are features learned during pre-training transformed to do well on downstream tasks? We believe that LoRA makes it more tractable to answer this than full fine-tuning. 3) We mostly depend on heuristics to select the weight matrices to apply LoRA to. Are there more principled ways to do it? 4) Finally, the rank-deficiency of ΔW suggests that W could be rank-deficient as well, which can also be a source of inspiration for future works.

REFERENCES

- Armen Aghajanyan, Luke Zettlemoyer, and Sonal Gupta. Intrinsic Dimensionality Explains the Effectiveness of Language Model Fine-Tuning. *arXiv:2012.13255 [cs]*, December 2020. URL <http://arxiv.org/abs/2012.13255>.
- Zeyuan Allen-Zhu and Yuanzhi Li. What Can ResNet Learn Efficiently, Going Beyond Kernels? In *NeurIPS*, 2019. Full version available at <http://arxiv.org/abs/1905.10337>.
- Zeyuan Allen-Zhu and Yuanzhi Li. Backward feature correction: How deep learning performs deep learning. *arXiv preprint arXiv:2001.04413*, 2020a.
- Zeyuan Allen-Zhu and Yuanzhi Li. Feature purification: How adversarial training performs robust deep learning. *arXiv preprint arXiv:2005.10190*, 2020b.
- Zeyuan Allen-Zhu, Yuanzhi Li, and Zhao Song. A convergence theory for deep learning via over-parameterization. In *ICML*, 2019. Full version available at <http://arxiv.org/abs/1811.03962>.
- Jimmy Lei Ba, Jamie Ryan Kiros, and Geoffrey E. Hinton. Layer normalization, 2016.

- Tom B. Brown, Benjamin Mann, Nick Ryder, Melanie Subbiah, Jared Kaplan, Prafulla Dhariwal, Arvind Neelakantan, Pranav Shyam, Girish Sastry, Amanda Askell, Sandhini Agarwal, Ariel Herbert-Voss, Gretchen Krueger, Tom Henighan, Rewon Child, Aditya Ramesh, Daniel M. Ziegler, Jeffrey Wu, Clemens Winter, Christopher Hesse, Mark Chen, Eric Sigler, Mateusz Litwin, Scott Gray, Benjamin Chess, Jack Clark, Christopher Berner, Sam McCandlish, Alec Radford, Ilya Sutskever, and Dario Amodei. Language Models are Few-Shot Learners. *arXiv:2005.14165 [cs]*, July 2020. URL <http://arxiv.org/abs/2005.14165>.
- Jian-Feng Cai, Emmanuel J Candès, and Zuowei Shen. A singular value thresholding algorithm for matrix completion. *SIAM Journal on optimization*, 20(4):1956–1982, 2010.
- Daniel Cer, Mona Diab, Eneko Agirre, Inigo Lopez-Gazpio, and Lucia Specia. Semeval-2017 task 1: Semantic textual similarity multilingual and crosslingual focused evaluation. *Proceedings of the 11th International Workshop on Semantic Evaluation (SemEval-2017)*, 2017. doi: 10.18653/v1/s17-2001. URL <http://dx.doi.org/10.18653/v1/s17-2001>.
- Ronan Collobert and Jason Weston. A unified architecture for natural language processing: deep neural networks with multitask learning. In *Proceedings of the 25th international conference on Machine learning, ICML '08*, pp. 160–167, New York, NY, USA, July 2008. Association for Computing Machinery. ISBN 978-1-60558-205-4. doi: 10.1145/1390156.1390177. URL <https://doi.org/10.1145/1390156.1390177>.
- Misha Denil, Babak Shakibi, Laurent Dinh, Marc’Aurelio Ranzato, and Nando de Freitas. Predicting parameters in deep learning, 2014.
- Jacob Devlin, Ming-Wei Chang, Kenton Lee, and Kristina Toutanova. Bert: Pre-training of deep bidirectional transformers for language understanding, 2019a.
- Jacob Devlin, Ming-Wei Chang, Kenton Lee, and Kristina Toutanova. BERT: Pre-training of Deep Bidirectional Transformers for Language Understanding. *arXiv:1810.04805 [cs]*, May 2019b. URL <http://arxiv.org/abs/1810.04805>. arXiv: 1810.04805.
- William B. Dolan and Chris Brockett. Automatically constructing a corpus of sentential paraphrases. In *Proceedings of the Third International Workshop on Paraphrasing (IWP2005)*, 2005. URL <https://aclanthology.org/I05-5002>.
- Claire Gardent, Anastasia Shimorina, Shashi Narayan, and Laura Perez-Beltrachini. The webnlg challenge: Generating text from rdf data. In *Proceedings of the 10th International Conference on Natural Language Generation*, pp. 124–133, 2017.
- Behrooz Ghorbani, Song Mei, Theodor Misiakiewicz, and Andrea Montanari. When do neural networks outperform kernel methods? *arXiv preprint arXiv:2006.13409*, 2020.
- Bogdan Gliwa, Iwona Mochol, Maciej Biesek, and Aleksander Wawer. Samsun corpus: A human-annotated dialogue dataset for abstractive summarization. *CoRR*, abs/1911.12237, 2019. URL <http://arxiv.org/abs/1911.12237>.
- Lars Grasedyck, Daniel Kressner, and Christine Tobler. A literature survey of low-rank tensor approximation techniques. *GAMM-Mitteilungen*, 36(1):53–78, 2013.
- Jihun Ham and Daniel D. Lee. Grassmann discriminant analysis: a unifying view on subspace-based learning. In *ICML*, pp. 376–383, 2008. URL <https://doi.org/10.1145/1390156.1390204>.
- Karen Hambardzumyan, Hrant Khachatryan, and Jonathan May. WARP: Word-level Adversarial ReProgramming. *arXiv:2101.00121 [cs]*, December 2020. URL <http://arxiv.org/abs/2101.00121>. arXiv: 2101.00121.
- Pengcheng He, Xiaodong Liu, Jianfeng Gao, and Weizhu Chen. Deberta: Decoding-enhanced bert with disentangled attention, 2021.

- Neil Houlsby, Andrei Giurgiu, Stanislaw Jastrzebski, Bruna Morrone, Quentin de Laroussilhe, Andrea Gesmundo, Mona Attariyan, and Sylvain Gelly. Parameter-Efficient Transfer Learning for NLP. *arXiv:1902.00751 [cs, stat]*, June 2019. URL <http://arxiv.org/abs/1902.00751>.
- Max Jaderberg, Andrea Vedaldi, and Andrew Zisserman. Speeding up convolutional neural networks with low rank expansions. *arXiv preprint arXiv:1405.3866*, 2014.
- Mikhail Khodak, Neil Tenenholtz, Lester Mackey, and Nicolò Fusi. Initialization and regularization of factorized neural layers, 2021.
- Diederik P. Kingma and Jimmy Ba. Adam: A method for stochastic optimization, 2017.
- Dmitry Lepikhin, HyoukJoong Lee, Yuanzhong Xu, Dehao Chen, Orhan Firat, Yanping Huang, Maxim Krikun, Noam Shazeer, and Zhifeng Chen. Gshard: Scaling giant models with conditional computation and automatic sharding, 2020.
- Brian Lester, Rami Al-Rfou, and Noah Constant. The Power of Scale for Parameter-Efficient Prompt Tuning. *arXiv:2104.08691 [cs]*, April 2021. URL <http://arxiv.org/abs/2104.08691>. arXiv: 2104.08691.
- Chunyuan Li, Heerad Farkhoor, Rosanne Liu, and Jason Yosinski. Measuring the Intrinsic Dimension of Objective Landscapes. *arXiv:1804.08838 [cs, stat]*, April 2018a. URL <http://arxiv.org/abs/1804.08838>. arXiv: 1804.08838.
- Xiang Lisa Li and Percy Liang. Prefix-Tuning: Optimizing Continuous Prompts for Generation. *arXiv:2101.00190 [cs]*, January 2021. URL <http://arxiv.org/abs/2101.00190>.
- Yuanzhi Li and Yingyu Liang. Learning overparameterized neural networks via stochastic gradient descent on structured data. In *Advances in Neural Information Processing Systems*, 2018.
- Yuanzhi Li, Yingyu Liang, and Andrej Risteski. Recovery guarantee of weighted low-rank approximation via alternating minimization. In *International Conference on Machine Learning*, pp. 2358–2367. PMLR, 2016.
- Yuanzhi Li, Tengyu Ma, and Hongyang Zhang. Algorithmic regularization in over-parameterized matrix sensing and neural networks with quadratic activations. In *Conference On Learning Theory*, pp. 2–47. PMLR, 2018b.
- Zhaojiang Lin, Andrea Madotto, and Pascale Fung. Exploring versatile generative language model via parameter-efficient transfer learning. In *Findings of the Association for Computational Linguistics: EMNLP 2020*, pp. 441–459, Online, November 2020. Association for Computational Linguistics. doi: 10.18653/v1/2020.findings-emnlp.41. URL <https://aclanthology.org/2020.findings-emnlp.41>.
- Xiao Liu, Yanan Zheng, Zhengxiao Du, Ming Ding, Yujie Qian, Zhilin Yang, and Jie Tang. GPT Understands, Too. *arXiv:2103.10385 [cs]*, March 2021. URL <http://arxiv.org/abs/2103.10385>. arXiv: 2103.10385.
- Yinhan Liu, Myle Ott, Naman Goyal, Jingfei Du, Mandar Joshi, Danqi Chen, Omer Levy, Mike Lewis, Luke Zettlemoyer, and Veselin Stoyanov. Roberta: A robustly optimized bert pretraining approach, 2019.
- Ilya Loshchilov and Frank Hutter. Decoupled weight decay regularization. *arXiv preprint arXiv:1711.05101*, 2017.
- Ilya Loshchilov and Frank Hutter. Decoupled weight decay regularization, 2019.
- Rabeeh Karimi Mahabadi, James Henderson, and Sebastian Ruder. Compacter: Efficient low-rank hypercomplex adapter layers, 2021.
- Linyong Nan, Dragomir Radev, Rui Zhang, Amrit Rau, Abhinand Sivaprasad, Chiahun Hsieh, Xiangru Tang, Aadit Vyas, Neha Verma, Pranav Krishna, et al. Dart: Open-domain structured data record to text generation. *arXiv preprint arXiv:2007.02871*, 2020.

- Jekaterina Novikova, Ondřej Dušek, and Verena Rieser. The e2e dataset: New challenges for end-to-end generation. *arXiv preprint arXiv:1706.09254*, 2017.
- Samet Oymak, Zalan Fabian, Mingchen Li, and Mahdi Soltanolkotabi. Generalization guarantees for neural networks via harnessing the low-rank structure of the jacobian. *arXiv preprint arXiv:1906.05392*, 2019.
- Jonas Pfeiffer, Aishwarya Kamath, Andreas Rücklé, Kyunghyun Cho, and Iryna Gurevych. Adapterfusion: Non-destructive task composition for transfer learning, 2021.
- Daniel Povey, Gaofeng Cheng, Yiming Wang, Ke Li, Hainan Xu, Mahsa Yarmohammadi, and Sanjeev Khudanpur. Semi-orthogonal low-rank matrix factorization for deep neural networks. In *Interspeech*, pp. 3743–3747, 2018.
- Alec Radford, Karthik Narasimhan, Tim Salimans, and Ilya Sutskever. Improving Language Understanding by Generative Pre-Training. pp. 12, a.
- Alec Radford, Jeffrey Wu, Rewon Child, David Luan, Dario Amodei, and Ilya Sutskever. Language Models are Unsupervised Multitask Learners. pp. 24, b.
- Pranav Rajpurkar, Robin Jia, and Percy Liang. Know what you don’t know: Unanswerable questions for squad. *CoRR*, abs/1806.03822, 2018. URL <http://arxiv.org/abs/1806.03822>.
- Sylvestre-Alvise Rebuffi, Hakan Bilen, and Andrea Vedaldi. Learning multiple visual domains with residual adapters. *arXiv:1705.08045 [cs, stat]*, November 2017. URL <http://arxiv.org/abs/1705.08045>. arXiv: 1705.08045.
- Andreas Rücklé, Gregor Geigle, Max Glockner, Tilman Beck, Jonas Pfeiffer, Nils Reimers, and Iryna Gurevych. Adapterdrop: On the efficiency of adapters in transformers, 2020.
- Tara N Sainath, Brian Kingsbury, Vikas Sindhvani, Ebru Arisoy, and Bhuvana Ramabhadran. Low-rank matrix factorization for deep neural network training with high-dimensional output targets. In *2013 IEEE international conference on acoustics, speech and signal processing*, pp. 6655–6659. IEEE, 2013.
- Mohammad Shoeybi, Mostofa Patwary, Raul Puri, Patrick LeGresley, Jared Casper, and Bryan Catanzaro. Megatron-lm: Training multi-billion parameter language models using model parallelism, 2020.
- Richard Socher, Alex Perelygin, Jean Wu, Jason Chuang, Christopher D. Manning, Andrew Ng, and Christopher Potts. Recursive deep models for semantic compositionality over a sentiment treebank. In *Proceedings of the 2013 Conference on Empirical Methods in Natural Language Processing*, pp. 1631–1642, Seattle, Washington, USA, October 2013. Association for Computational Linguistics. URL <https://aclanthology.org/D13-1170>.
- Ashish Vaswani, Noam Shazeer, Niki Parmar, Jakob Uszkoreit, Llion Jones, Aidan N Gomez, Łukasz Kaiser, and Illia Polosukhin. Attention is all you need. In *Proceedings of the 31st International Conference on Neural Information Processing Systems*, pp. 6000–6010, 2017.
- Alex Wang, Amanpreet Singh, Julian Michael, Felix Hill, Omer Levy, and Samuel R. Bowman. Glue: A multi-task benchmark and analysis platform for natural language understanding, 2019.
- Alex Wang, Yada Pruksachatkun, Nikita Nangia, Amanpreet Singh, Julian Michael, Felix Hill, Omer Levy, and Samuel R. Bowman. Superglue: A stickier benchmark for general-purpose language understanding systems, 2020.
- Alex Warstadt, Amanpreet Singh, and Samuel R Bowman. Neural network acceptability judgments. *arXiv preprint arXiv:1805.12471*, 2018.
- Adina Williams, Nikita Nangia, and Samuel Bowman. A broad-coverage challenge corpus for sentence understanding through inference. In *Proceedings of the 2018 Conference of the North American Chapter of the Association for Computational Linguistics: Human Language Technologies, Volume 1 (Long Papers)*, pp. 1112–1122, New Orleans, Louisiana, June 2018. Association for Computational Linguistics. doi: 10.18653/v1/N18-1101. URL <https://www.aclweb.org/anthology/N18-1101>.

Thomas Wolf, Lysandre Debut, Victor Sanh, Julien Chaumond, Clement Delangue, Anthony Moi, Pierric Cistac, Tim Rault, Rémi Louf, Morgan Funtowicz, Joe Davison, Sam Shleifer, Patrick von Platen, Clara Ma, Yacine Jernite, Julien Plu, Canwen Xu, Teven Le Scao, Sylvain Gugger, Mariama Drame, Quentin Lhoest, and Alexander M. Rush. Transformers: State-of-the-art natural language processing. In *Proceedings of the 2020 Conference on Empirical Methods in Natural Language Processing: System Demonstrations*, pp. 38–45, Online, October 2020. Association for Computational Linguistics. URL <https://www.aclweb.org/anthology/2020.emnlp-demos.6>.

Elad Ben Zaken, Shauli Ravfogel, and Yoav Goldberg. Bitfit: Simple parameter-efficient fine-tuning for transformer-based masked language-models, 2021.

Yu Zhang, Ekapol Chuangsuwanich, and James Glass. Extracting deep neural network bottleneck features using low-rank matrix factorization. In *2014 IEEE international conference on acoustics, speech and signal processing (ICASSP)*, pp. 185–189. IEEE, 2014.

Yong Zhao, Jinyu Li, and Yifan Gong. Low-rank plus diagonal adaptation for deep neural networks. In *2016 IEEE International Conference on Acoustics, Speech and Signal Processing (ICASSP)*, pp. 5005–5009. IEEE, 2016.

Victor Zhong, Caiming Xiong, and Richard Socher. Seq2sql: Generating structured queries from natural language using reinforcement learning. *CoRR*, abs/1709.00103, 2017. URL <http://arxiv.org/abs/1709.00103>.

A UNDERSTANDING THE LOW-RANK UPDATES

Given the empirical advantage of LoRA, we hope to further explain the properties of the low-rank adaptation learned from downstream tasks. Note that the low-rank structure not only lowers the hardware barrier to entry which allows us to run multiple experiments in parallel, but also gives better interpretability of how the update weights are correlated with the pre-trained weights. We focus our study on GPT-3 175B, where we achieved the largest reduction of trainable parameters (up to 10,000 \times) without adversely affecting task performances.

We perform a sequence of empirical studies to answer the following questions: 1) Given a parameter budget constraint, *which subset of weight matrices* in a pre-trained Transformer should we adapt to maximize downstream performance? 2) Is the “optimal” adaptation matrix ΔW *really rank-deficient*? If so, what is a good rank to use in practice? 3) What is the connection between ΔW and W ? Does ΔW highly correlate with W ? How large is ΔW comparing to W ?

We believe that our answers to question (2) and (3) shed light on the fundamental principles of using pre-trained language models for downstream tasks, which is a critical topic in NLP.

A.1 WHICH WEIGHT MATRICES IN TRANSFORMER SHOULD WE APPLY LORA TO?

Given a limited parameter budget, which types of weights should we adapt with LoRA to obtain the best performance on downstream tasks? As mentioned in Section 4.2, we only consider weight matrices in the self-attention module. We set a parameter budget of 18M (roughly 35MB if stored in FP16) on GPT-3 175B, which corresponds to $r = 8$ if we adapt one type of attention weights or $r = 4$ if we adapt two types, for all 96 layers. The result is presented in Table 5.

Note that putting all the parameters in ΔW_q or ΔW_k results in significantly lower performance, while adapting both W_q and W_v yields the best result. This suggests that even a rank of four captures enough information in ΔW such that it is preferable to adapt more weight matrices than adapting a single type of weights with a larger rank.

A.2 WHAT IS THE OPTIMAL RANK r FOR LORA?

We turn our attention to the effect of rank r on model performance. We adapt $\{W_q, W_v\}$, $\{W_q, W_k, W_v, W_c\}$, and just W_q for a comparison.

	# of Trainable Parameters = 18M						
Weight Type	W_q	W_k	W_v	W_o	W_q, W_k	W_q, W_v	W_q, W_k, W_v, W_o
Rank r	8	8	8	8	4	4	2
WikiSQL ($\pm 0.5\%$)	70.4	70.0	73.0	73.2	71.4	73.7	73.7
MultiNLI ($\pm 0.1\%$)	91.0	90.8	91.0	91.3	91.3	91.3	91.7

Table 5: Validation accuracy on WikiSQL and MultiNLI after applying LoRA to different types of attention weights in GPT-3, given the same number of trainable parameters. Adapting both W_q and W_v gives the best performance overall. We find the standard deviation across random seeds to be consistent for a given dataset, which we report in the first column.

	Weight Type	$r = 1$	$r = 2$	$r = 4$	$r = 8$	$r = 64$
WikiSQL ($\pm 0.5\%$)	W_q	68.8	69.6	70.5	70.4	70.0
	W_q, W_v	73.4	73.3	73.7	73.8	73.5
	W_q, W_k, W_v, W_o	74.1	73.7	74.0	74.0	73.9
MultiNLI ($\pm 0.1\%$)	W_q	90.7	90.9	91.1	90.7	90.7
	W_q, W_v	91.3	91.4	91.3	91.6	91.4
	W_q, W_k, W_v, W_o	91.2	91.7	91.7	91.5	91.4

Table 6: Validation accuracy on WikiSQL and MultiNLI with different rank r . To our surprise, a rank as small as one suffices for adapting both W_q and W_v on these datasets while training W_q alone needs a larger r . We conduct a similar experiment on GPT-2 in Section I.2.

Table 6 shows that, surprisingly, LoRA already performs competitively with a very small r (more so for $\{W_q, W_v\}$ than just W_q). This suggests the update matrix ΔW could have a very small ‘‘intrinsic rank’’.⁶ To further support this finding, we check the overlap of the subspaces learned by different choices of r and by different random seeds. We argue that increasing r does not cover a more meaningful subspace, which suggests that a low-rank adaptation matrix is sufficient.

Subspace similarity between different r . Given $A_{r=8}$ and $A_{r=64}$ which are the learned adaptation matrices with rank $r = 8$ and 64 using the *same pre-trained model*, we perform singular value decomposition and obtain the right-singular unitary matrices $U_{A_{r=8}}$ and $U_{A_{r=64}}$.⁷ We hope to answer: how much of the subspace spanned by the top i singular vectors in $U_{A_{r=8}}$ (for $1 \leq i \leq 8$) is contained in the subspace spanned by top j singular vectors of $U_{A_{r=64}}$ (for $1 \leq j \leq 64$)? We measure this quantity with a normalized subspace similarity based on the Grassmann distance (See Appendix H for a more formal discussion)

$$\phi(A_{r=8}, A_{r=64}, i, j) = \frac{\|U_{A_{r=8}}^{i\top} U_{A_{r=64}}^j\|_F^2}{\min(i, j)} \in [0, 1] \quad (4)$$

where $U_{A_{r=8}}^i$ represents the columns of $U_{A_{r=8}}$ corresponding to the top- i singular vectors.

$\phi(\cdot)$ has a range of $[0, 1]$, where 1 represents a complete overlap of subspaces and 0 a complete separation. See Figure 3 for how ϕ changes as we vary i and j . We only look at the 48th layer (out of 96) due to space constraint, but the conclusion holds for other layers as well, as shown in Section I.1.

We make an *important observation* from Figure 3.

⁶However, we do not expect a small r to work for every task or dataset. Consider the following thought experiment: if the downstream task were in a different language than the one used for pre-training, retraining the entire model (similar to LoRA with $r = d_{model}$) could certainly outperform LoRA with a small r .

⁷Note that a similar analysis can be carried out with B and the left-singular unitary matrices – we stick with A for our experiments.

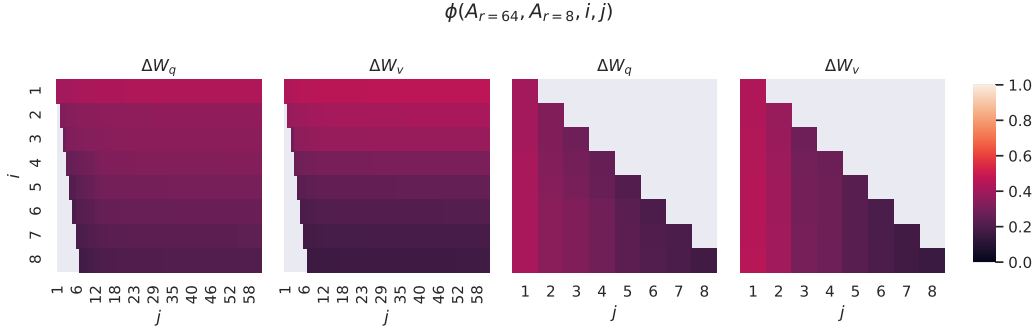


Figure 3: Subspace similarity between column vectors of $A_{r=8}$ and $A_{r=64}$ for both ΔW_q and ΔW_v . The third and the fourth figures zoom in on the lower-left triangle in the first two figures. The top directions in $r = 8$ are included in $r = 64$, and vice versa.

Directions corresponding to the top singular vector overlap significantly between $A_{r=8}$ and $A_{r=64}$, while others do not. Specifically, ΔW_v (resp. ΔW_q) of $A_{r=8}$ and ΔW_v (resp. ΔW_q) of $A_{r=64}$ share a subspace of dimension 1 with normalized similarity > 0.5 , providing an explanation of why $r = 1$ performs quite well in our downstream tasks for GPT-3.

Since both $A_{r=8}$ and $A_{r=64}$ are learned using the same pre-trained model, Figure 3 indicates that the top singular-vector directions of $A_{r=8}$ and $A_{r=64}$ are the most useful, while other directions potentially contain mostly random noises accumulated during training. Hence, the adaptation matrix can indeed have a very low rank.

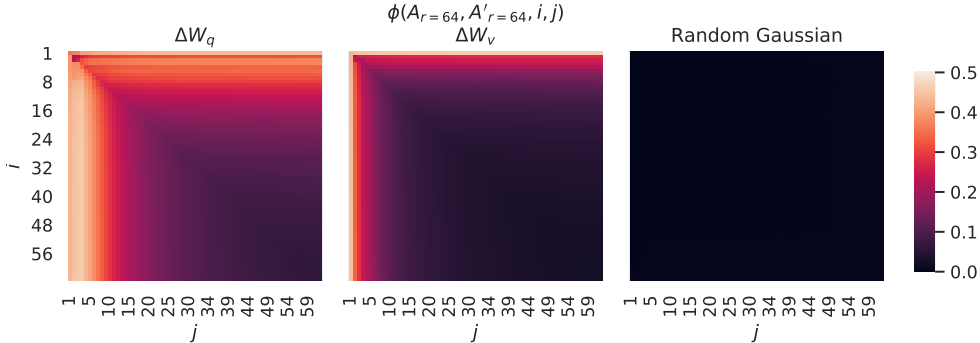


Figure 4: **Left and Middle:** Normalized subspace similarity between the column vectors of $A_{r=64}$ from two random seeds, for both ΔW_q and ΔW_v in the 48-th layer. **Right:** the same heat-map between the column vectors of two random Gaussian matrices. See Section I.1 for other layers.

Subspace similarity between different random seeds. We further confirm this by plotting the normalized subspace similarity between two randomly seeded runs with $r = 64$, shown in Figure 4. ΔW_q appears to have a higher “intrinsic rank” than ΔW_v , since more common singular value directions are learned by both runs for ΔW_q , which is in line with our empirical observation in Table 6. As a comparison, we also plot two random Gaussian matrices, which do not share any common singular value directions with each other.

A.3 HOW DOES THE ADAPTATION MATRIX ΔW COMPARE TO W ?

We further investigate the relationship between ΔW and W . In particular, does ΔW highly correlate with W ? (Or mathematically, is ΔW mostly contained in the top singular directions of W ?) Also, how “large” is ΔW comparing to its corresponding directions in W ? This can shed light on the underlying mechanism for adapting pre-trained language models.

To answer these questions, we project W onto the r -dimensional subspace of ΔW by computing $U^\top W V^\top$, with U/V being the left/right singular-vector matrix of ΔW . Then, we compare the Frobenius norm between $\|U^\top W V^\top\|_F$ and $\|W\|_F$. As a comparison, we also compute $\|U^\top W V^\top\|_F$ by replacing U, V with the top r singular vectors of W or a random matrix.

	$r = 4$			$r = 64$		
	ΔW_q	W_q	Random	ΔW_q	W_q	Random
$\ U^\top W_q V^\top\ _F =$	0.32	21.67	0.02	1.90	37.71	0.33
$\ W_q\ _F = 61.95$	$\ \Delta W_q\ _F = 6.91$			$\ \Delta W_q\ _F = 3.57$		

Table 7: The Frobenius norm of $U^\top W_q V^\top$ where U and V are the left/right top r singular vector directions of either (1) ΔW_q , (2) W_q , or (3) a random matrix. The weight matrices are taken from the 48th layer of GPT-3.

We draw *several conclusions* from Table 7. First, ΔW has a stronger correlation with W compared to a random matrix, indicating that ΔW amplifies some features that are already in W . Second, instead of repeating the top singular directions of W , ΔW only *amplifies directions that are not emphasized in W* . Third, the amplification factor is rather huge: $21.5 \approx 6.91/0.32$ for $r = 4$. See Section I.4 for why $r = 64$ has a smaller amplification factor. We also provide a visualization in Section I.3 for how the correlation changes as we include more top singular directions from W_q . This suggests that the low-rank adaptation matrix potentially *amplifies the important features for specific downstream tasks that were learned but not emphasized in the general pre-training model*.

B LARGE LANGUAGE MODELS STILL NEED PARAMETER UPDATES

Few-shot learning, or prompt engineering, is very advantageous when we only have a handful of training samples. However, in practice, we can often afford to curate a few thousand or more training examples for performance-sensitive applications. As shown in Table 8, fine-tuning improves the model performance drastically compared to few-shot learning on datasets large and small. We take the GPT-3 few-shot result on RTE from the GPT-3 paper (Brown et al., 2020). For MNLI-matched, we use two demonstrations per class and six in-context examples in total.

Method	MNLI-m (Val. Acc./%)	RTE (Val. Acc./%)
GPT-3 Few-Shot	40.6	69.0
GPT-3 Fine-Tuned	89.5	85.4

Table 8: Fine-tuning significantly outperforms few-shot learning on GPT-3 (Brown et al., 2020).

C INFERENCE LATENCY INTRODUCED BY ADAPTER LAYERS

Adapter layers are external modules added to a pre-trained model in a *sequential* manner, whereas our proposal, LoRA, can be seen as external modules added in a parallel manner. Consequently, adapter layers must be computed in addition to the base model, inevitably introducing additional latency. While as pointed out in Rücklé et al. (2020), the latency introduced by adapter layers can be mitigated when the model batch size and/or sequence length is large enough to full utilize the hardware parallelism. We confirm their observation with a similar latency study on GPT-2 medium and point out that there are scenarios, notably online inference where the batch size is small, where the added latency can be significant.

We measure the latency of a single forward pass on an NVIDIA Quadro RTX8000 by averaging over 100 trials. We vary the input batch size, sequence length, and the adapter bottleneck dimension r . We test two adapter designs: the original one by Houlsby et al. (2019), which we call Adapter^H, and a recent, more efficient variant by Lin et al. (2020), which we call Adapter^L. See Section 5.1 for more details on the designs. We plot the slow-down in percentage compared to the no-adapter baseline in Figure 5.

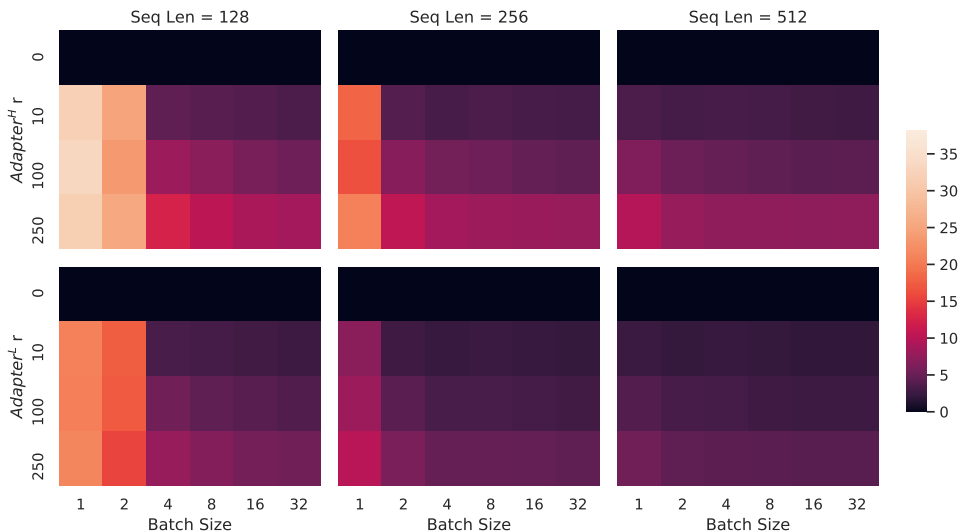


Figure 5: Percentage slow-down of inference latency compared to the no-adapter ($r = 0$) baseline. The top row shows the result for Adapter^H and the bottom row Adapter^L. Larger batch size and sequence length help to mitigate the latency, but the slow-down can be as high as over 30% in an online, short-sequence-length scenario. We tweak the colormap for better visibility.

D DATASET DETAILS

GLUE Benchmark is a wide-ranging collection of natural language understanding tasks. It includes MNLI (inference, Williams et al. (2018)), SST-2 (sentiment analysis, Socher et al. (2013)), MRPC (paraphrase detection, Dolan & Brockett (2005)), CoLA (linguistic acceptability, Warstadt et al. (2018)), QNLI (inference, Rajpurkar et al. (2018)), QQP⁸ (question-answering), RTE (inference), and STS-B (textual similarity, Cer et al. (2017)). The broad coverage makes GLUE benchmark a standard metric to evaluate NLU models such as RoBERTa and DeBERTa. The individual datasets are released under different permissive licenses.

WikiSQL is introduced in Zhong et al. (2017) and contains 56,355/8,421 training/validation examples. The task is to generate SQL queries from natural language questions and table schemata. We encode context as $x = \{\text{table schema, query}\}$ and target as $y = \{\text{SQL}\}$. The dataset is released under the BSD 3-Clause License.

SAMSum is introduced in Gliwa et al. (2019) and contains 14,732/819 training/test examples. It consists of staged chat conversations between two people and corresponding abstractive summaries written by linguists. We encode context as `"\n"` concatenated utterances followed by a `"\n\n"`, and target as $y = \{\text{summary}\}$. The dataset is released under the non-commercial licence: Creative Commons BY-NC-ND 4.0.

E2E NLG Challenge was first introduced in Novikova et al. (2017) as a dataset for training end-to-end, data-driven natural language generation systems and is commonly used for data-to-text evaluation. The E2E dataset consists of roughly 42,000 training, 4,600 validation, and 4,600 test examples from the restaurant domain. Each source table used as input can have multiple references. Each sample input (x, y) consists of a sequence of slot-value pairs, along with a corresponding natural language reference text. The dataset is released under Creative Commons BY-NC-SA 4.0.

DART is an open-domain data-to-text dataset described in Nan et al. (2020). DART inputs are structured as sequences of ENTITY — RELATION — ENTITY triples. With 82K examples in total, DART is a significantly larger and more complex data-to-text task compared to E2E. The dataset is released under the MIT license.

WebNLG is another commonly used dataset for data-to-text evaluation (Gardent et al., 2017). With 22K examples in total WebNLG comprises 14 distinct categories, nine of which are seen during

⁸<https://quoradata.quora.com/First-Quora-Dataset-Release-Question-Pairs>

training. Since five of the 14 total categories are not seen during training, but are represented in the test set, evaluation is typically broken out by “seen” categories (S), “unseen” categories (U) and “all” (A). Each input example is represented by a sequence of SUBJECT — PROPERTY — OBJECT triples. The dataset is released under Creative Commons BY-NC-SA 4.0.

E HYPERPARAMETERS USED IN EXPERIMENTS

E.1 ROBERTA

We train using AdamW with a linear learning rate decay schedule. We sweep learning rate, number of training epochs, and batch size for LoRA. Following Liu et al. (2019), we initialize the LoRA modules to our best MNLI checkpoint when adapting to MRPC, RTE, and STS-B, instead of the usual initialization; the pre-trained model stays frozen for all tasks. We report the median over 5 random seeds; the result for each run is taken from the best epoch. See the hyperparameters used in our runs in Table 9.

Method	Dataset	MNLI	SST-2	MRPC	CoLA	QNLI	QQP	RTE	STS-B
	Optimizer	AdamW							
	Warmup Ratio	0.06							
	LR Schedule	Linear							
RoBERTa base LoRA	Batch Size	16	16	16	32	32	16	32	16
	# Epochs	30	60	30	80	25	25	80	40
	Learning Rate	5E-04	5E-04	4E-04	4E-04	4E-04	5E-04	5E-04	4E-04
	LoRA Config.	$r_q = r_v = 8$							
	LoRA α	8							
	Max Seq. Len.	512							
RoBERTa large LoRA	Batch Size	32	8	4	8	4	4	8	8
	# Epochs	10	10	20	30	10	20	20	30
	Learning Rate	3E-04	4E-04	3E-04	2E-04	2E-04	3E-04	4E-04	2E-04
	LoRA Config.	$r_q = r_v = 8$							
	LoRA α	16							
	Max Seq. Len.	256	512	512	512	512	512	512	512

Table 9: The hyperparameters for RoBERTa on tasks included in the GLUE benchmark.

E.2 DEBERTA

We again train using AdamW with a linear learning rate decay schedule. Following He et al. (2021), we tune learning rate, dropout probability, warm-up steps, and batch size. We use the same model sequence length used by (He et al., 2021) to keep our comparison fair. Following He et al. (2021), we initialize the LoRA modules to our best MNLI checkpoint when adapting to MRPC, RTE, and STS-B, instead of the usual initialization; the pre-trained model stays frozen for all tasks. We report the median over 5 random seeds; the result for each run is taken from the best epoch. See the hyperparameters used in our runs in Table 10.

E.3 GPT-2

We train all of our GPT-2 models using AdamW (Loshchilov & Hutter, 2017) with a linear learning rate schedule for 5 epochs. We use the batch size, learning rate, and beam search beam size described in Li & Liang (2021). Accordingly, we also tune the above hyperparameters for LoRA. We report the mean over 3 random seeds; the result for each run is taken from the best epoch. The hyperparameters used for LoRA in GPT-2 are listed in Table 11. For those used for other baselines, see Li & Liang (2021).

Method	Dataset	MNLI	SST-2	MRPC	CoLA	QNLI	QQP	RTE	STS-B
	Optimizer				AdamW				
	Warmup Ratio				0.1				
	LR Schedule				Linear				
DeBERTa XXL LoRA	Batch Size	8	8	32	4	6	8	4	4
	# Epochs	5	16	30	10	8	11	11	10
	Learning Rate	1E-04	6E-05	2E-04	1E-04	1E-04	1E-04	2E-04	2E-04
	Weight Decay	0	0.01	0.01	0	0.01	0.01	0.01	0.1
	CLS Dropout	0.15	0	0	0.1	0.1	0.2	0.2	0.2
	LoRA Config.				$r_q = r_v = 8$				
	LoRA α				8				
Max Seq. Len.	256	128	128	64	512	320	320	128	

Table 10: The hyperparameters for DeBERTa XXL on tasks included in the GLUE benchmark.

Dataset	E2E	WebNLG	DART
	Training		
Optimizer	AdamW		
Weight Decay	0.01	0.01	0.0
Dropout Prob	0.1	0.1	0.0
Batch Size	8		
# Epoch	5		
Warmup Steps	500		
Learning Rate Schedule	Linear		
Label Smooth	0.1	0.1	0.0
Learning Rate	0.0002		
Adaptation	$r_q = r_v = 4$		
LoRA α	32		
	Inference		
Beam Size	10		
Length Penalty	0.9	0.8	0.8
no repeat ngram size	4		

Table 11: The hyperparameters for GPT-2 LoRA on E2E, WebNLG and DART.

E.4 GPT-3

For all GPT-3 experiments, we train using AdamW (Loshchilov & Hutter, 2017) for 2 epochs with a batch size of 128 samples and a weight decay factor of 0.1. We use a sequence length of 384 for WikiSQL (Zhong et al., 2017), 768 for MNLI (Williams et al., 2018), and 2048 for SAMSum (Gliwa et al., 2019). We tune learning rate for all method-dataset combinations. See Section E.4 for more details on the hyperparameters used. For prefix-embedding tuning, we find the optimal l_p and l_i to be 256 and 8, respectively, totalling 3.2M trainable parameters. We use $l_p = 8$ and $l_i = 8$ for prefix-layer tuning with 20.2M trainable parameters to obtain the overall best performance. We present two parameter budgets for LoRA: 4.7M ($r_q = r_v = 1$ or $r_v = 2$) and 37.7M ($r_q = r_v = 8$ or $r_q = r_k = r_v = r_o = 2$). We report the best validation performance from each run. The training hyperparameters used in our GPT-3 experiments are listed in Table 12.

F COMBINING LORA WITH PREFIX TUNING

LoRA can be naturally combined with existing prefix-based approaches. In this section, we evaluate two combinations of LoRA and variants of prefix-tuning on WikiSQL and MNLI.

Hyperparameters	Fine-Tune	PreEmbed	PreLayer	BitFit	Adapter ^H	LoRA
Optimizer				AdamW		
Batch Size				128		
# Epoch				2		
Warmup Tokens				250,000		
LR Schedule				Linear		
Learning Rate	5.00E-06	5.00E-04	1.00E-04	1.6E-03	1.00E-04	2.00E-04

Table 12: The training hyperparameters used for different GPT-3 adaption methods. We use the same hyperparameters for all datasets after tuning learning rate.

LoRA+PrefixEmbed (LoRA+PE) combines LoRA with prefix-embedding tuning, where we insert $l_p + l_i$ special tokens whose embeddings are treated as trainable parameters. For more on prefix-embedding tuning, see Section 5.1.

LoRA+PrefixLayer (LoRA+PL) combines LoRA with prefix-layer tuning. We also insert $l_p + l_i$ special tokens; however, instead of letting the hidden representations of these tokens evolve naturally, we replace them after every Transformer block with an input agnostic vector. Thus, both the embeddings and subsequent Transformer block activations are treated as trainable parameters. For more on prefix-layer tuning, see Section 5.1.

In Table 15, we show the evaluation results of LoRA+PE and LoRA+PL on WikiSQL and MultiNLI. First of all, LoRA+PE significantly outperforms both LoRA and prefix-embedding tuning on WikiSQL, which indicates that LoRA is somewhat orthogonal to prefix-embedding tuning. On MultiNLI, the combination of LoRA+PE doesn’t perform better than LoRA, possibly because LoRA on its own already achieves performance comparable to the human baseline. Secondly, we notice that LoRA+PL performs slightly worse than LoRA even with more trainable parameters. We attribute this to the fact that prefix-layer tuning is very sensitive to the choice of learning rate and thus makes the optimization of LoRA weights more difficult in LoRA+PL.

G ADDITIONAL EMPIRICAL EXPERIMENTS

G.1 ADDITIONAL EXPERIMENTS ON GPT-2

We also repeat our experiment on DART (Nan et al., 2020) and WebNLG (Gardent et al., 2017) following the setup of Li & Liang (2021). The result is shown in Table 13. Similar to our result on E2E NLG Challenge, reported in Section 5, LoRA performs better than or at least on-par with prefix-based approaches given the same number of trainable parameters.

G.2 ADDITIONAL EXPERIMENTS ON GPT-3

We present additional runs on GPT-3 with different adaptation methods in Table 15. The focus is on identifying the trade-off between performance and the number of trainable parameters.

G.3 LOW-DATA REGIME

To evaluate the performance of different adaptation approaches in the low-data regime, we randomly sample 100, 1k and 10k training examples from the full training set of MNLI to form the low-data MNLI- n tasks. In Table 16, we show the performance of different adaptation approaches on MNLI- n . To our surprise, PrefixEmbed and PrefixLayer performs very poorly on MNLI-100 dataset, with PrefixEmbed performing only slightly better than random chance (37.6% vs. 33.3%). PrefixLayer performs better than PrefixEmbed but is still significantly worse than Fine-Tune or LoRA on MNLI-100. The gap between prefix-based approaches and LoRA/Fine-tuning becomes smaller as we increase the number of training examples, which might suggest that prefix-based approaches are not suitable for low-data tasks in GPT-3. LoRA achieves better performance than fine-tuning on both MNLI-100 and MNLI-Full, and comparable results on MNLI-1k and MNLI-10K considering the (± 0.3) variance due to random seeds.

Method	# Trainable Parameters	DART		
		BLEU \uparrow	MET \uparrow	TER \downarrow
GPT-2 Medium				
Fine-Tune	354M	46.2	0.39	0.46
Adapter ^L	0.37M	42.4	0.36	0.48
Adapter ^L	11M	45.2	0.38	0.46
FT ^{Top2}	24M	41.0	0.34	0.56
PrefLayer	0.35M	46.4	0.38	0.46
LoRA	0.35M	47.1\pm.2	0.39	0.46
GPT-2 Large				
Fine-Tune	774M	47.0	0.39	0.46
Adapter ^L	0.88M	45.7 \pm .1	0.38	0.46
Adapter ^L	23M	47.1 \pm .1	0.39	0.45
PrefLayer	0.77M	46.7	0.38	0.45
LoRA	0.77M	47.5\pm.1	0.39	0.45

Table 13: GPT-2 with different adaptation methods on DART. The variances of MET and TER are less than 0.01 for all adaption approaches.

Method	WebNLG									
	BLEU \uparrow			MET \uparrow			TER \downarrow			
	U	S	A	U	S	A	U	S	A	
GPT-2 Medium										
Fine-Tune (354M)	27.7	64.2	46.5	.30	.45	.38	.76	.33	.53	
Adapter ^L (0.37M)	45.1	54.5	50.2	.36	.39	.38	.46	.40	.43	
Adapter ^L (11M)	48.3	60.4	54.9	.38	.43	.41	.45	.35	.39	
FT ^{Top2} (24M)	18.9	53.6	36.0	.23	.38	.31	.99	.49	.72	
Prefix (0.35M)	45.6	62.9	55.1	.38	.44	.41	.49	.35	.40	
LoRA (0.35M)	46.7 \pm .4	62.1 \pm .2	55.3\pm.2	.38	.44	.41	.46	.33	.39	
GPT-2 Large										
Fine-Tune (774M)	43.1	65.3	55.5	.38	.46	.42	.53	.33	.42	
Adapter ^L (0.88M)	49.8\pm.0	61.1 \pm .0	56.0 \pm .0	.38	.43	.41	.44	.35	.39	
Adapter ^L (23M)	49.2 \pm .1	64.7 \pm .2	57.7\pm.1	.39	.46	.43	.46	.33	.39	
Prefix (0.77M)	47.7	63.4	56.3	.39	.45	.42	.48	.34	.40	
LoRA (0.77M)	48.4 \pm .3	64.0 \pm .3	57.0 \pm .1	.39	.45	.42	.45	.32	.38	

Table 14: GPT-2 with different adaptation methods on WebNLG. The variances of MET and TER are less than 0.01 for all the experiments we ran. “U” indicates unseen categories, “S” indicates seen categories, and “A” indicates all categories in the test set of WebNLG.

The training hyperparameters of different adaptation approaches on MNLI-n are reported in Table 17. We use a smaller learning rate for PrefixLayer on the MNLI-100 set, as the training loss does not decrease with a larger learning rate.

H MEASURING SIMILARITY BETWEEN SUBSPACES

In this paper we use the measure $\phi(A, B, i, j) = \psi(U_A^i, U_B^j) = \frac{\|U_A^{i\top} U_B^j\|_F^2}{\min\{i, j\}}$ to measure the subspace similarity between two column orthonormal matrices $U_A^i \in \mathbb{R}^{d \times i}$ and $U_B^j \in \mathbb{R}^{d \times j}$, obtained by taking columns of the left singular matrices of A and B . We point out that this similarity is simply a reverse of the standard Projection Metric that measures distance between subspaces Ham & Lee (2008).

Method	Hyperparameters	# Trainable Parameters	WikiSQL	MNLI-m
Fine-Tune	-	175B	73.8	89.5
PrefixEmbed	$l_p = 32, l_i = 8$	0.4 M	55.9	84.9
	$l_p = 64, l_i = 8$	0.9 M	58.7	88.1
	$l_p = 128, l_i = 8$	1.7 M	60.6	88.0
	$l_p = 256, l_i = 8$	3.2 M	63.1	88.6
	$l_p = 512, l_i = 8$	6.4 M	55.9	85.8
PrefixLayer	$l_p = 2, l_i = 2$	5.1 M	68.5	89.2
	$l_p = 8, l_i = 0$	10.1 M	69.8	88.2
	$l_p = 8, l_i = 8$	20.2 M	70.1	89.5
	$l_p = 32, l_i = 4$	44.1 M	66.4	89.6
	$l_p = 64, l_i = 0$	76.1 M	64.9	87.9
Adapter ^H	$r = 1$	7.1 M	71.9	89.8
	$r = 4$	21.2 M	73.2	91.0
	$r = 8$	40.1 M	73.2	91.5
	$r = 16$	77.9 M	73.2	91.5
	$r = 64$	304.4 M	72.6	91.5
LoRA	$r_v = 2$	4.7 M	73.4	91.7
	$r_q = r_v = 1$	4.7 M	73.4	91.3
	$r_q = r_v = 2$	9.4 M	73.3	91.4
	$r_q = r_k = r_v = r_o = 1$	9.4 M	74.1	91.2
	$r_q = r_v = 4$	18.8 M	73.7	91.3
	$r_q = r_k = r_v = r_o = 2$	18.8 M	73.7	91.7
	$r_q = r_v = 8$	37.7 M	73.8	91.6
	$r_q = r_k = r_v = r_o = 4$	37.7 M	74.0	91.7
	$r_q = r_v = 64$	301.9 M	73.6	91.4
$r_q = r_k = r_v = r_o = 64$	603.8 M	73.9	91.4	
LoRA+PE	$r_q = r_v = 8, l_p = 8, l_i = 4$	37.8 M	75.0	91.4
	$r_q = r_v = 32, l_p = 8, l_i = 4$	151.1 M	75.9	91.1
	$r_q = r_v = 64, l_p = 8, l_i = 4$	302.1 M	76.2	91.3
LoRA+PL	$r_q = r_v = 8, l_p = 8, l_i = 4$	52.8 M	72.9	90.2

Table 15: Hyperparameter analysis of different adaptation approaches on WikiSQL and MNLI. Both prefix-embedding tuning (PrefixEmbed) and prefix-layer tuning (PrefixLayer) perform worse as we increase the number of trainable parameters, while LoRA’s performance stabilizes. Performance is measured in validation accuracy.

Method	MNLI(m)-100	MNLI(m)-1k	MNLI(m)-10k	MNLI(m)-392K
GPT-3 (Fine-Tune)	60.2	85.8	88.9	89.5
GPT-3 (PrefixEmbed)	37.6	75.2	79.5	88.6
GPT-3 (PrefixLayer)	48.3	82.5	85.9	89.6
GPT-3 (LoRA)	63.8	85.6	89.2	91.7

Table 16: Validation accuracy of different methods on subsets of MNLI using GPT-3 175B. MNLI- n describes a subset with n training examples. We evaluate with the full validation set. LoRA performs exhibits favorable sample-efficiency compared to other methods, including fine-tuning.

To be concrete, let the singular values of $U_A^{i\top} U_B^j$ to be $\sigma_1, \sigma_2, \dots, \sigma_p$ where $p = \min\{i, j\}$. We know that the Projection Metric Ham & Lee (2008) is defined as:

$$d(U_A^i, U_B^j) = \sqrt{p - \sum_{i=1}^p \sigma_i^2} \in [0, \sqrt{p}]$$

Hyperparameters	Adaptation	MNLI-100	MNLI-1k	MNLI-10K	MNLI-392K
Optimizer	-			AdamW	
Warmup Tokens	-			250,000	
LR Schedule	-			Linear	
Batch Size	-	20	20	100	128
# Epoch	-	40	40	4	2
Learning Rate	FineTune			5.00E-6	
	PrefixEmbed	2.00E-04	2.00E-04	4.00E-04	5.00E-04
	PrefixLayer	5.00E-05	5.00E-05	5.00E-05	1.00E-04
	LoRA			2.00E-4	
Adaptation-Specific	PrefixEmbed l_p	16	32	64	256
	PrefixEmbed l_i			8	
	PrefixTune			$l_p = l_i = 8$	
	LoRA			$r_q = r_v = 8$	

Table 17: The hyperparameters used for different GPT-3 adaptation methods on MNLI(m)- n .

where our similarity is defined as:

$$\phi(A, B, i, j) = \psi(U_A^i, U_B^j) = \frac{\sum_{i=1}^p \sigma_i^2}{p} = \frac{1}{p} \left(1 - d(U_A^i, U_B^j)^2\right)$$

This similarity satisfies that if U_A^i and U_B^j share the same column span, then $\phi(A, B, i, j) = 1$. If they are completely orthogonal, then $\phi(A, B, i, j) = 0$. Otherwise, $\phi(A, B, i, j) \in (0, 1)$.

I ADDITIONAL EXPERIMENTS ON LOW-RANK MATRICES

We present additional results from our investigation into the low-rank update matrices.

I.1 CORRELATION BETWEEN LORA MODULES

See Figure 6 and Figure 7 for how the results presented in Figure 3 and Figure 4 generalize to other layers.

I.2 EFFECT OF r ON GPT-2

We repeat our experiment on the effect of r (Section A.2) in GPT-2. Using the E2E NLG Challenge dataset as an example, we report the validation loss and test metrics achieved by different choices of r after training for 26,000 steps. We present our result in Table 18. The optimal rank for GPT-2 Medium is between 4 and 16 depending on the metric used, which is similar to that for GPT-3 175B. Note that the relationship between model size and the optimal rank for adaptation is still an open question.

I.3 CORRELATION BETWEEN W AND ΔW

See Figure 8 for the normalized subspace similarity between W and ΔW with varying r .

Note again that ΔW does not contain the top singular directions of W , since the similarity between the top 4 directions in ΔW and the top-10% of those in W barely exceeds 0.2. This gives evidence that ΔW contains those “task-specific” directions that are otherwise *not* emphasized in W .

An interesting next question to answer, is how “strong” do we need to amplify those task-specific directions, in order for the model adaptation to work well?

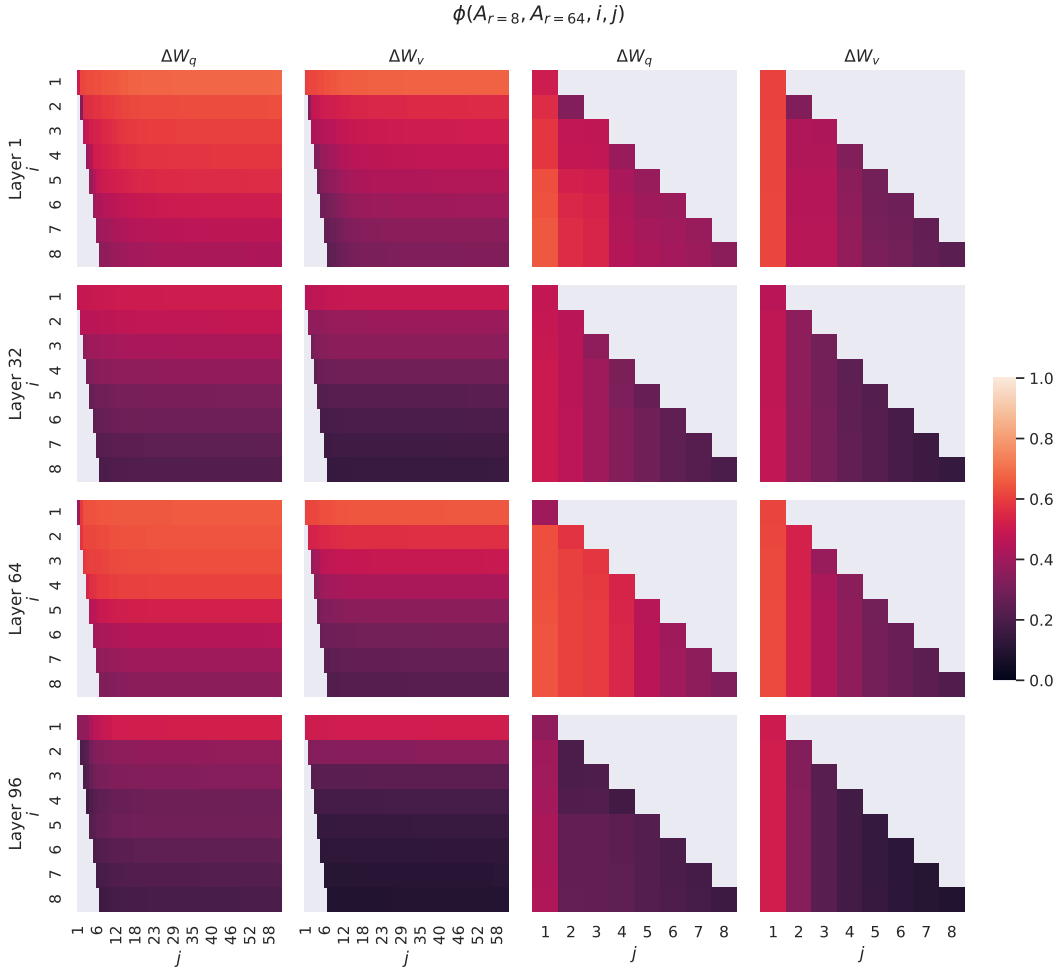


Figure 6: Normalized subspace similarity between the column vectors of $A_{r=8}$ and $A_{r=64}$ for both ΔW_q and ΔW_v from the 1st, 32nd, 64th, and 96th layers in a 96-layer Transformer.

I.4 AMPLIFICATION FACTOR

One can naturally consider a *feature amplification factor* as the ratio $\frac{\|\Delta W\|_F}{\|U^T W V^T\|_F}$, where U and V are the left- and right-singular matrices of the SVD decomposition of ΔW . (Recall $U U^T W V^T V$ gives the “projection” of W onto the subspace spanned by ΔW .)

Intuitively, when ΔW mostly contains task-specific directions, this quantity measures how much of them are amplified by ΔW . As shown in Section A.3, for $r = 4$, this amplification factor is as large as 20. In other words, there are (generally speaking) four feature directions in each layer (out of the entire feature space from the pre-trained model W), that need to be amplified by a very large factor 20, in order to achieve our reported accuracy for the downstream specific task. And, one should expect a very different set of feature directions to be amplified for each different downstream task.

One may notice, however, for $r = 64$, this amplification factor is only around 2, meaning that *most* directions learned in ΔW with $r = 64$ are *not* being amplified by much. This should not be surprising, and in fact gives evidence (once again) that the intrinsic rank *needed* to represent the “task-specific directions” (thus for model adaptation) is low. In contrast, those directions in the rank-4 version of ΔW (corresponding to $r = 4$) are amplified by a much larger factor 20.

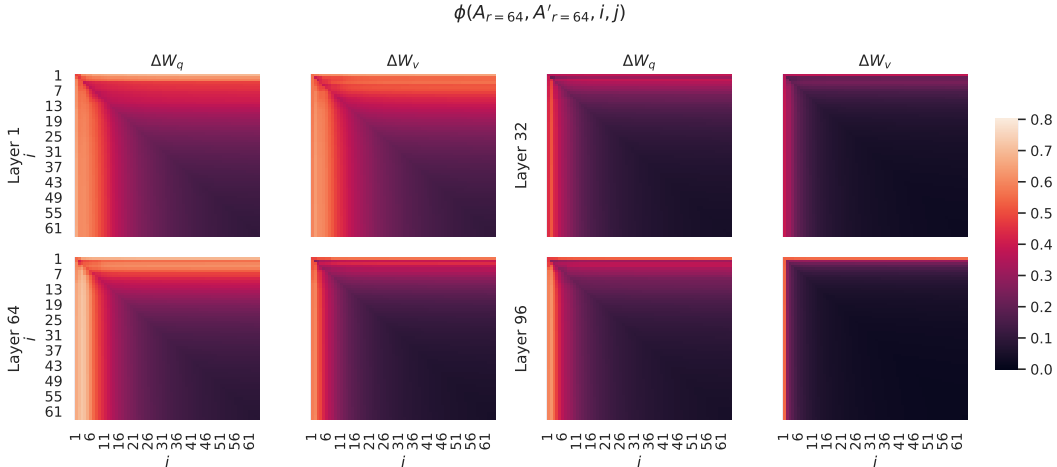


Figure 7: Normalized subspace similarity between the column vectors of $A_{r=64}$ from two randomly seeded runs, for both ΔW_q and ΔW_v from the 1st, 32nd, 64th, and 96th layers in a 96-layer Transformer.

Rank r	val_loss	BLEU	NIST	METEOR	ROUGE_L	CIDEr
1	1.23	68.72	8.7215	0.4565	0.7052	2.4329
2	1.21	69.17	8.7413	0.4590	0.7052	2.4639
4	1.18	70.38	8.8439	0.4689	0.7186	2.5349
8	1.17	69.57	8.7457	0.4636	0.7196	2.5196
16	1.16	69.61	8.7483	0.4629	0.7177	2.4985
32	1.16	69.33	8.7736	0.4642	0.7105	2.5255
64	1.16	69.24	8.7174	0.4651	0.7180	2.5070
128	1.16	68.73	8.6718	0.4628	0.7127	2.5030
256	1.16	68.92	8.6982	0.4629	0.7128	2.5012
512	1.16	68.78	8.6857	0.4637	0.7128	2.5025
1024	1.17	69.37	8.7495	0.4659	0.7149	2.5090

Table 18: Validation loss and test set metrics on E2E NLG Challenge achieved by LoRA with different rank r using GPT-2 Medium. Unlike on GPT-3 where $r = 1$ suffices for many tasks, here the performance peaks at $r = 16$ for validation loss and $r = 4$ for BLEU, suggesting the GPT-2 Medium has a similar intrinsic rank for adaptation compared to GPT-3 175B. Note that some of our hyperparameters are tuned on $r = 4$, which matches the parameter count of another baseline, and thus might not be optimal for other choices of r .

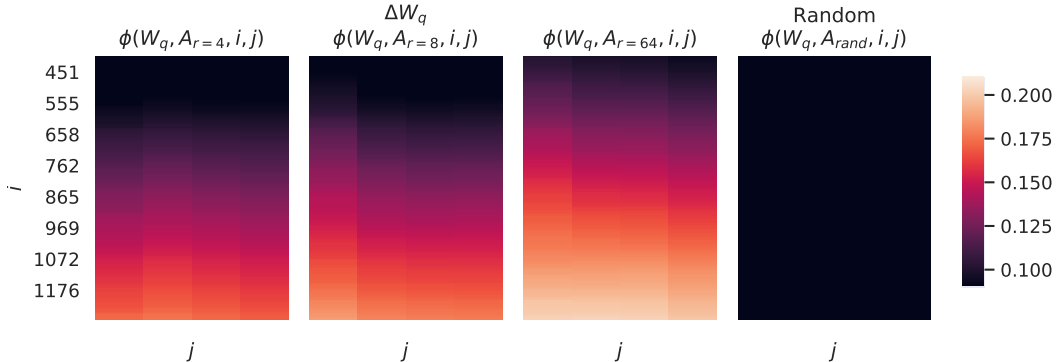


Figure 8: Normalized subspace similarity between the singular directions of W_q and those of ΔW_q with varying r and a random baseline. ΔW_q amplifies directions that are important but not emphasized in W . ΔW with a larger r tends to pick up more directions that are already emphasized in W .